



(86) Date de dépôt PCT/PCT Filing Date: 2005/06/17
 (87) Date publication PCT/PCT Publication Date: 2005/12/29
 (85) Entrée phase nationale/National Entry: 2006/12/20
 (86) N° demande PCT/PCT Application No.: KR 2005/001884
 (87) N° publication PCT/PCT Publication No.: 2005/122705
 (30) Priorités/Priorities: 2004/06/21 (US60/580,729);
 2005/05/24 (KR10-2005-0043579)

(51) Cl.Int./Int.Cl. *G11B 7/002* (2006.01),
G06F 12/06 (2006.01), *G11B 7/004* (2006.01)
 (71) Demandeur/Applicant:
 LG ELECTRONICS INC., KR
 (72) Inventeur/Inventor:
 PARK, YONG CHEOL, KR
 (74) Agent: MOFFAT & CO.

(54) Titre : SUPPORT D'ENREGISTREMENT, ET PROCEDE ET APPAREIL PERMETTANT DE REFORMATER CE
 SUPPORT
 (54) Title: RECORDING MEDIUM, AND METHOD AND APPARATUS FOR REFORMATTING THE SAME

(57) **Abrégé/Abstract:**

A recording medium, and a method and apparatus for reformatting the recording medium are disclosed. The method for reformatting a recording medium includes the steps of: (a) reading a plurality of physical access control information of the recording medium in a plurality of recording units; and (b) performing an initialization process for each recording unit upon receiving a reformatting command associated with the plurality of recording units, wherein the initialization process is differently performed according to an attribute of information recorded in each recording unit. Therefore, the PAC area contained in a high-density optical disc can be efficiently reformatted.



ABSTRACT

A recording medium, and a method and apparatus for reformatting the recording medium are disclosed. The method for reformatting a recording medium includes the steps of: (a) reading a plurality of physical access control information of the recording medium in a plurality of recording units; and (b) performing an initialization process for each recording unit upon receiving a reformatting command associated with the plurality of recording units, wherein the initialization process is differently performed according to an attribute of information recorded in each recording unit. Therefore, the PAC area contained in a high-density optical disc can be efficiently reformatted.

[DESCRIPTION]**RECORDING MEDIUM, AND METHOD AND APPARATUS FOR
REFORMATTING THE SAME****5 Technical Field**

The present invention relates to a recording medium, and a method and apparatus for reformatting the recording medium, and more particularly, to a method for reformatting a specific management area contained in the recording medium.

10 Background Art

Generally, there has been widely used an optical disc acting as a recording medium capable of recording a large amount of data therein. Particularly, there has been newly developed a high-density optical recording medium capable of recording/storing high-quality video data and high-quality audio data for a long period of time, for example, a

15 Blu-ray Disc (BD).

The BD acting as the next-generation recording medium has been considered to be the next-generation optical recording solution capable of recording/storing much more data than a conventional DVD. In recent times, the international standard technical specification associated with the BD has been established along with those of other digital devices.

20 Although many developers have conducted intensive research into the introduction of a PAC (Physical Access Control) area in the technical standard of the BD, the technical

standard for the BD has not yet been established, so that the developers have difficulty in developing the completed optical recording/reproducing apparatus.

Disclosure of Invention

5 Accordingly, the present invention is directed to a recording medium, and a method and apparatus for reformatting the recording medium that substantially obviate one or more problems due to limitations and disadvantages of the related art.

An object of the present invention is to provide a method and apparatus for recording PAC information in a recording medium, and reformatting the recording medium on a recording
10 unit basis.

Additional advantages, objects, and features of the invention will be set forth in part in the description which follows and in part will become apparent to those having ordinary skill in the art upon examination of the following or may be learned from practice of the invention.

The objectives and other advantages of the invention may be realized and attained by the
15 structure particularly pointed out in the written description and claims hereof as well as the appended drawings.

To achieve these objects and other advantages and in accordance with the purpose of the invention, as embodied and broadly described herein, a method for reformatting a recording medium includes the steps of (a) reading a plurality of physical access control information
20 of the recording medium in a plurality of recording units, and (b) performing an

initialization process for each recording unit upon receiving a reformatting command associated with the plurality of recording units, wherein the initialization process is differently performed according to an attribute of information recorded in each recording unit.

5 In another aspect of the present invention, a method for reformatting a recording medium includes the steps of (a) recognizing type information of a PAC (Physical Access Control) cluster using PAC_ID information contained in each PAC cluster of a PAC area, (b) if the PAC_ID information is indicative of a non-primary PAC cluster, changing PAC status information and the PAC_ID information to other information during a reformatting
10 operation, and (c) if the PAC_ID information is indicative of a primary PAC cluster, maintaining the PAC status information and the PAC_ID information during the reformatting operation.

In another aspect of the present invention, a method for reformatting a recording medium includes the steps of (a) recognizing type information of a PAC (Physical Access Control)
15 cluster using PAC_ID information contained in each PAC cluster of a PAC area, (b) if the PAC_ID information is indicative of a non-primary PAC cluster, changing PAC status information and the PAC_ID information to other information during a reformatting operation, and initializing all information contained in the PAC cluster, and (c) if the PAC_ID information is indicative of a primary PAC cluster, maintaining the PAC status
20 information and the PAC_ID information during the reformatting operation.

In another aspect of the present invention, an apparatus for reformatting a recording medium includes a controller for generating a request for reformatting the recording medium, and a recording/reproducing unit for reformatting the recording medium upon receiving the reformatting request from the controller, recognizing type information of a
5 PAC cluster using PAC_ID information contained in each PAC (Physical Access Control) cluster, changing PAC status information and the PAC_ID information to other information during a reformatting operation when the PAC_ID information is indicative of a non-primary PAC cluster, and maintaining the PAC status information and the PAC_ID information without any change during the reformatting operation when the PAC_ID
10 information is indicative of a primary PAC cluster.

In a further aspect of the present invention, an apparatus for reformatting a recording medium includes a controller for generating a request for reformatting the recording medium, and a recording/reproducing unit for reformatting the recording medium upon receiving the reformatting request from the controller, recognizing type information of a
15 PAC cluster using PAC_ID information contained in each PAC (Physical Access Control) cluster, initializing PAC status information, the PAC_ID information, and all information contained in the PAC cluster during a reformatting operation when the PAC_ID information is indicative of a non-primary PAC cluster, and maintaining the PAC status information and the PAC_ID information without any change during the reformatting operation when the
20 PAC_ID information is indicative of a primary PAC cluster.

It is to be understood that both the foregoing general description and the following detailed description of the present invention are exemplary and explanatory and are intended to provide further explanation of the invention as claimed.

5 **Brief Description of Drawings**

The accompanying drawings, which are included to provide a further understanding of the invention and are incorporated in and constitute a part of this application, illustrate embodiment(s) of the invention and together with the description serve to explain the principle of the invention. In the drawings:

- 10 FIG. 1 shows a physical structure of a recording medium according to the present invention;
FIG. 2 shows information contained in a PAC cluster of the recording medium according to the present invention;
FIG. 3 is a block diagram illustrating an optical recording/reproducing apparatus according to the present invention; and
15 FIGS. 4 and 5 are flow charts illustrating a method for reformatting the recording medium according to the present invention.

Best Mode For Carrying Out the Invention

Reference will now be made in detail to the preferred embodiments of the present invention,
20 examples of which are illustrated in the accompanying drawings. Wherever possible, the

same reference numbers will be used throughout the drawings to refer to the same or like parts.

Prior to describing the present invention, it should be noted that most terms disclosed in the present invention correspond to general terms well known in the art, but some terms have
5 been selected by the applicant as necessary and will hereinafter be disclosed in the following description of the present invention. Therefore, it is preferable that the terms defined by the applicant be understood on the basis of their meanings in the present invention.

A recording medium for use in the present invention is indicative of all recordable mediums,
10 for example, an optical disc, a magnetic disc, and a magnetic tape, etc.

For the convenience of description and better understanding of the present invention, the optical disc will hereinafter be exemplarily used as the above-mentioned recording medium in the present invention.

The term "reformatting" is indicative of a process for re-initializing recording medium
15 format information due to a specific cause generated while the recording medium such as a re-recordable optical disc is used. Particularly, although the reformatting operation must be performed only when a reformatting allowable condition has been provided in order to protect old data recorded in the recording medium from danger, the present invention firstly assumes that the reformatting allowable condition has been provided, and will disclose a
20 method for reformatting a specific management area (e.g., a PAC area) of the recording

medium under the above assumption.

The term "PAC" is indicative of a process for controlling a physical access of a recording medium. For example, the PAC area contained in the recording medium is indicative of a specific area in which PAC-associated control information is recorded, a PAC cluster is
5 indicative of a single recording unit contained in the PAC area, and a detailed description thereof will hereinafter be given with reference to FIGS. 1 and 2.

FIG. 1 shows a physical structure of a recording medium according to the present invention. For example, an optical disc serving as the recording medium includes a data area for recording user-desired data and a lead-in area for recording a variety of information capable
10 of managing the disc. The lead-in area is contained in an inner area of the disc.

One end of the lead-in area includes a PAC area. The PAC area includes a plurality of recording units, for example, n PAC clusters (PAC cluster 1 ~ PAC cluster n).

In other words, a single PAC cluster includes PAC information for each disc. Detailed information contained in the PAC cluster will hereinafter be described in the following
15 description.

Although only one PAC area contained in the disc is exemplarily shown in FIG. 1, it should be noted that this example is provided for the convenience of description. For example, if the recording medium includes two PAC areas, the same information is recorded in the two PAC areas, such that information recorded in the PAC areas can be more reliably protected
20 from danger.

Generally, the lead-in area includes a DMA (Defect Management Area) for managing a disc defect and a general management function. The DMA records a DDS (Disc Definition Structure) therein.

Status information indicative of a status of each PAC cluster contained in the above-mentioned PAC area is recorded in the DDS. For example, two bits are allocated to each PAC cluster, such that they are able to indicate status information of each PAC cluster.

For example, if status information of a PAC cluster is a predetermined number "00", this PAC cluster is indicative of an unused PAC cluster as denoted by "Unrecorded" in FIG. 1. If status information of a PAC cluster is a predetermined number "01", this PAC cluster is currently reusable even if it has been previously used, as denoted by "Available for re-use" in FIG. 1. If status information of a PAC cluster is a predetermined number "10", this PAC cluster is indicative of a specific PAC cluster in which invalid information is recorded, as denoted by "Invalid" in FIG. 1. If status information of a PAC cluster is a predetermined number "11", this PAC cluster is indicative of a specific PAC cluster in which current valid information is recorded, as denoted by "Valid" in FIG. 1.

Therefore, the optical recording/reproducing apparatus shown in FIG. 3 detects PAC cluster status information contained in the DDS, so that it can recognize current status information of all PAC clusters contained in each PAC area.

FIG. 2 shows information contained in a PAC cluster of the recording medium according to the present invention.

Referring to FIG. 2, one cluster acting as a recording unit includes 32 data frames. A single data frame includes data of 2048 bytes.

In more detail, some parts of a first data frame (Data Frame 0) include general information associated with a corresponding PAC cluster as PAC header information. The remaining 31 data frames (Data Frame 1 ~ Data Frame 31), and the remaining areas other than the header information of the first data frame (Data Frame 0) include unique information of a corresponding PAC cluster. Needless to say, the last data frame (Data Frame 31) may be left as a reserved area as necessary, as shown in FIG. 2.

PAC header information recorded in some parts of the first data frame (Data Frame 0) contained in the PAC cluster is used as recognition information indicative of a corresponding PAC cluster type. The PAC header information includes a first field "PAC_ID", a second field "PAC Format" for recording format version information of the PAC cluster, and a third field "Update count" for recording the number of update times.

In the case of an optical recording/reproducing apparatus incapable of recognizing the first field "PAC_ID", the PAC header information includes a first field "Unknown PAC Rule" for recording physical access control information of the disc and a second field "Unknown PAC Entire_Disc_flags", and also includes segment information for designating a specific area of the disc controlled by the first field "Unknown PAC Rule". Particularly, the disc can include a maximum of 32 segment information units as necessary. The PAC header information includes a first field "Number of Segments" indicative of the number of

segments contained in a current PAC cluster and a plurality of fields "Segment_i" (i=0~31) including position information of each segment contained in the disc.

In the case of an optical recording/reproducing apparatus capable of recognizing the field "PAC_ID", the PAC header information includes a predetermined field "Known PAC Entire_Disc_flags" capable of providing control information.

Also, a plurality of fields "PAC specific information" include unique general information of a corresponding PAC cluster and control information thereof. The above-mentioned unique general information and control information of the PAC cluster can be referred by the optical recording/reproducing apparatus recognizing the field "PAC_ID" when a disc recording/reproducing operation is performed.

Each PAC cluster has a data structure shown in FIG. 2, all bytes contained in a corresponding field from among the above-mentioned fields are determined to be "00h" when the corresponding field is not used. Therefore, the value of "00h" is able to designate a current unused field.

For example, if the number of segments managed by the above corresponding PAC cluster is 2, the field "Number of segments" holds a value of 2. A field "Segment_0" records a start address where a corresponding segment begins in the disc. A field "Segment_1" records an end address where the corresponding segment is ended. All bytes of the remaining fields "Segment_2" ~ "Segment_31" are set to the value of "00h", respectively.

In this way, all bytes contained in an unused field from among a plurality of fields "PAC

specific information” can be set to the value “00h”, respectively.

Particularly, the field “PAC_ID” is critical to the present invention. In more detail, the present invention is characterized in that different reformatting operations are performed according to individual PAC cluster types. The above-mentioned PAC_ID information is
5 used as specific information capable of determining type information of a corresponding PAC cluster.

The present invention largely classifies the PAC cluster into three PAC cluster types, i.e., an unused PAC cluster indicative of an unused PAC cluster, a primary PAC cluster, and a non-primary PAC cluster. In more detail, one or more primary PAC clusters must be
10 compulsorily included in the PAC area of each disc, and the non-primary PAC cluster is not defined by the primary PAC cluster.

For example, if the PAC_ID field of 3 bytes in a specific PAC cluster is denoted by “PAC_ID = 00 00 0h”, this PAC cluster is indicative of an unused PAC cluster, particularly, an original unused PAC cluster. If the PAC_ID field of 3 bytes is denoted by “PAC_ID =
15 FF FF FFh”, this PAC cluster is indicative of a previously used PAC cluster, particularly, a now unused PAC cluster which was previously used, as denoted by “Previously Used and Now Unused PAC Cluster” in FIG. 2.

For example, if the PAC_ID field of 3 bytes has a specific value predetermined as the standard specification as denoted by “PAC_ID = 50 52 4Dh”, this PAC cluster is indicative
20 of a primary PAC cluster. If the PAC_ID field of 3 bytes has another value different from

the above-mentioned specific value, this PAC cluster is indicative of a non-primary PAC cluster.

Therefore, although the non-primary PAC cluster can be set to a variety of PAC_ID values, it must use the predetermined value determined as the standard specification. In other
5 words, when a specific non-primary PAC cluster is standardized, a corresponding PAC_ID field is determined to be a specific value. Therefore, an optical recording/reproducing apparatus manufactured before the non-primary PAC cluster is standardized cannot recognize the PAC_ID value of the non-primary PAC cluster. In this way, if the optical recording/reproducing apparatus cannot recognize the PAC_ID field of a specific PAC
10 cluster, a disc recording/reproducing access is controlled by a control scheme recorded in the field "Unknown Rule" contained in the PAC cluster, as described above.

A method and apparatus for reformatting a recording medium will hereinafter be described with reference to FIGS. 3~5.

FIG. 3 is a block diagram illustrating an optical recording/reproducing apparatus according
15 to the present invention. Referring to FIG. 3, the optical recording/reproducing apparatus largely includes a recording/reproducing unit 20 and a controller 12.

The recording/reproducing unit 20 includes an optical pickup unit 11 for reading data and management information recorded in an optical disc; a servo unit 14 for controlling the optical pickup unit 11; a signal processor 14 for restoring a reproduction signal received
20 from the optical pickup unit 11 to a desired signal value, or modulating a signal to be

recorded into a signal recorded in the optical disc, such that it transmits the restored or modulated result to the optical pickup unit 11; a memory 15 for temporarily storing the management information read from the optical disc; and a microprocessor 16 for controlling the above-mentioned operations. Particularly, a manufactured product composed of only
5 the recording/reproducing unit 20 is called a drive.

The controller 12 is adapted to control overall operations of the optical recording/reproducing apparatus, receives a command from a user by interfacing with the user, and transmits the received command to the microprocessor 16 contained in the recording/reproducing unit 20, such that it allows the optical recording/reproducing
10 apparatus to perform operations associated with the user command. Particularly, the controller 12 generates a recording/reproducing command using disc management information received from the recording/reproducing unit 20, and then transmits the recording/reproducing command to the recording/reproducing unit 20.

In association with the above-mentioned operations, an AV (Audio/Video) decoder 17
15 finally decodes output data upon receiving a control signal from the controller 12, and transmits the decoded output data to the user. An AV encoder 18 converts an input signal into a specific format signal such as an MPEG2 transport stream) upon receiving a control signal from the controller 12, and transmits the specific format signal to the signal processor
13 contained in the recording/reproducing unit 20, such that a desired signal can be
20 recorded in the optical disc.

In the above-mentioned optical recording/reproducing apparatus, reformatting operations according to the present invention will hereinafter be described with reference to FIGS. 4 and 5.

Upon receiving a command from a user, the controller 12 transmits a disc reformatting
5 command to the recording/reproducing unit 20. The reformatting command is allowable under a strict condition to protect data stored in a disc from danger. It should be noted that the present invention assumes that the disc is capable of allowing the execution of the reformatting command. The recording/reproducing unit 20 having received from the reformatting command performs operations shown in FIGS. 4 and 5 while reformatting the
10 PAC area associated with the present invention.

FIG. 4 is a flow chart illustrating a method for reformatting the PAC area in accordance with a preferred embodiment of the present invention.

Referring to FIG. 4, during the reformatting operation, the recording/reproducing unit 20 recognizes type information of a PAC cluster using the PAC_ID information of the PAC
15 cluster. If the PAC_ID information is indicative of a non-primary PAC cluster, the recording/reproducing unit 20 changes the PAC status information and the PAC_ID information to other information. Otherwise, if the PAC_ID information is indicative of a primary PAC cluster, the recording/reproducing unit 20 maintains the PAC status information and the PAC_ID information without any change.

20 In more detail, if the recording/reproducing unit 20 receives the reformatting command at

step S10, it recognizes type information of each PAC cluster contained in the PAC area using the PAC_ID information at step S20.

If type information of a PAC cluster is indicative of a primary PAC cluster as denoted by "PAC_ID =50 52 4Dh" in FIG. 2 at step S20, the primary PAC cluster is indicative of a

5 PAC cluster which must remain after the reformatting operation has been performed.

Therefore, the recording/reproducing unit 20 must continuously maintain the PAC status information and the PAC_ID information recorded in the DDS without any change at step

S30. But, it should be noted that the number of update times stored in the field "Update Count" contained in the PAC cluster is increased by a predetermined number of 1 at step

10 S30.

If type information of a PAC cluster is determined to be an unused PAC cluster as denoted by "PAC_ID =00 00 00h" or "PAC_ID = FF FF FFh" in FIG. 2 at step S20, the PAC cluster

must remain after the reformatting operation has been performed. Therefore, the recording/reproducing unit 20 must continuously maintain the PAC status information and

15 the PAC_ID information without any change at step S30.

If type information of a PAC cluster is indicative of a specific non-primary PAC cluster at step S20, the PAC cluster must be changed to an unused PAC cluster during the

reformatting operation. Therefore, the PAC status information indicative of a status of a corresponding PAC cluster contained in the DDS is changed from first data (e.g., "11b")

20 indicative of a valid status to second data (e.g., "01b") indicative of an available for re-use

status at step S50. Also, the PAC_ID field contained in the PAC cluster must be changed to specific information denoted by "PAC_ID = FF FF FFh" indicative of an unused PAC cluster at step S51. In this case, there is no need to initialize all information stored in the PAC cluster, and the reformatting operation is finished on the condition that the PAC status information and the PAC_ID information are changed to other information at step S51.

The above-mentioned steps S20~S51 are repeated until reaching all PAC clusters contained in the PAC area at step S60. If the above-mentioned steps S20~S51 are finished for every PAC cluster type, the reformatting operation for the PAC area is also finished.

FIG. 5 is a flow chart illustrating a method for reformatting the PAC area in accordance with another preferred embodiment of the present invention.

Referring to FIG. 5, during the reformatting operation, the recording/reproducing unit 20 recognizes type information of a PAC cluster using the PAC_ID information of the PAC cluster. If the PAC_ID information is indicative of a non-primary PAC cluster, the recording/reproducing unit 20 initializes the PAC status information and the PAC_ID information. Otherwise, if the PAC_ID information is indicative of a primary PAC cluster, the recording/reproducing unit 20 maintains the PAC status information and the PAC_ID information without any change.

In other words, according to the second preferred embodiment shown in FIG. 5, during the reformatting operation of the non-primary PAC cluster, all information contained in the non-primary PAC cluster is initialized to the value of "00h" or "FFh", differently from the

first preferred embodiment shown in FIG. 4.

As apparent from the above description, a method and apparatus for reformatting a recording medium according to the present invention can efficiently reformat a specific management area contained in the recording medium.

5

Industrial Applicability

It will be apparent to those skilled in the art that various modifications and variations can be made in the present invention without departing from the spirit or scope of the inventions.

Thus, it is intended that the present invention covers the modifications and variations of this

10 invention provided they come within the scope of the appended claims and their equivalents.

[CLAIMS]

1. A method for reformatting a recording medium comprising the steps of:

(a) reading a plurality of physical access control information of the recording

5 medium in a plurality of recording units; and

(b) performing an initialization process for each recording unit upon receiving a reformatting command associated with the plurality of recording units,

wherein the initialization process is differently performed according to an attribute of information recorded in each recording unit.

10

2. The method according to claim 1, wherein the physical access control information of the recording medium are recorded in a PAC area.

3. The method according to claim 2, wherein the recording unit is a PAC cluster.

15

4. The method according to claim 3, further comprising the step of:

(c) if the attribute of the PAC cluster is indicative of a primary PAC, maintaining PAC status information and PAC_ID information during a reformatting operation.

20

5. The method according to claim 3, further comprising the step of:

(d) if the attribute of the PAC cluster is indicative of a primary PAC, increasing PAC update information during a reformatting operation.

6. The method according to claim 3, further comprising the step of:

5 (e) if the attribute of the PAC cluster is indicative of a non-primary PAC, changing PAC status information and PAC_ID information to other information during a reformatting operation.

7. The method according to claim 6, further comprising the step of:

10 (f) changing information indicative of a valid PAC status to other information indicative of an available for re-use PAC status during the reformatting operation.

8. The method according to claim 6, further comprising the step of:

15 (g) changing the PAC_ID information to other information indicative of a reusable unused PAC cluster during the reformatting operation.

9. The method according to claim 6, further comprising the step of:

(h) initializing all information contained in the non-primary PAC cluster during the reformatting operation.

10. A method for reformatting a recording medium comprising the steps of:

- (a) recognizing type information of a PAC (Physical Access Control) cluster using PAC_ID information contained in each PAC cluster of a PAC area;
- (b) if the PAC_ID information is indicative of a non-primary PAC cluster, changing PAC status information and the PAC_ID information to other information during a reformatting operation; and
- (c) if the PAC_ID information is indicative of a primary PAC cluster, maintaining the PAC status information and the PAC_ID information during the reformatting operation.

10 11. A method for reformatting a recording medium comprising the steps of:

- (a) recognizing type information of a PAC (Physical Access Control) cluster using PAC_ID information contained in each PAC cluster of a PAC area;
- (b) if the PAC_ID information is indicative of a non-primary PAC cluster, changing PAC status information and the PAC_ID information to other information during a reformatting operation, and initializing all information contained in the PAC cluster; and
- (c) if the PAC_ID information is indicative of a primary PAC cluster, maintaining the PAC status information and the PAC_ID information during the reformatting operation.

12. The method according to one of claims 11, further comprising the step of:

- (d) if the PAC_ID information is indicative of the non-primary PAC cluster during the

reformatting operation, changing specific information indicative of a valid Pac status to other information indicative of an available for re-use PAC status.

13. The method according to one of claims 11, further comprising the step of:

(e) if the PAC_ID information is indicative of the non-primary PAC cluster during the reformatting operation, changing the PAC_ID information to other information indicative of a reusable unused PAC cluster.

14. The method according to claim 11, further comprising the step of:

(f) if the PAC_ID information is indicative of the non-primary PAC cluster during the reformatting operation, initializing all information contained in the PAC cluster to a predetermined initialization value.

15. An apparatus for reformatting a recording medium comprising:

a controller for generating a request for reformatting the recording medium; and
a recording/reproducing unit for reformatting the recording medium upon receiving the reformatting request from the controller, recognizing type information of a PAC cluster using PAC_ID information contained in each PAC (Physical Access Control) cluster, changing PAC status information and the PAC_ID information to other information during a reformatting operation when the PAC_ID information is indicative of a non-primary PAC

cluster, and maintaining the PAC status information and the PAC_ID information without any change during the reformatting operation when the PAC_ID information is indicative of a primary PAC cluster.

16. An apparatus for reformatting a recording medium comprising:

- 5 a controller for generating a request for reformatting the recording medium; and
a recording/reproducing unit for reformatting the recording medium upon receiving the reformatting request from the controller, recognizing type information of a PAC cluster using PAC_ID information contained in each PAC (Physical Access Control) cluster, initializing PAC status information, the PAC_ID information, and all information contained
10 in the PAC cluster during a reformatting operation when the PAC_ID information is indicative of a non-primary PAC cluster, and maintaining the PAC status information and the PAC_ID information without any change during the reformatting operation when the PAC_ID information is indicative of a primary PAC cluster.

- 15 17. The apparatus according to one of claims 16, wherein the recording/reproducing unit changes specific information indicative of a valid PAC status to other information indicative of an available for re-use PAC status, if the PAC_ID information is indicative of the non-primary PAC cluster during the reformatting operation.

- 20 18. The apparatus according to one of claims 16, wherein the recording/reproducing unit

changes the PAC_ID information to other information indicative of a reusable unused PAC cluster, if the PAC_ID information is indicative of the non-primary PAC cluster during the reformatting operation.

5 19. The apparatus according to claim 16, wherein the recording/reproducing unit initializes all information contained in the PAC cluster to a predetermined initialization value, if the PAC_ID information is indicative of the non-primary PAC cluster during the reformatting operation.

10 20. A recording medium acting as an optical recording medium including a data area and a lead-in area, comprising:

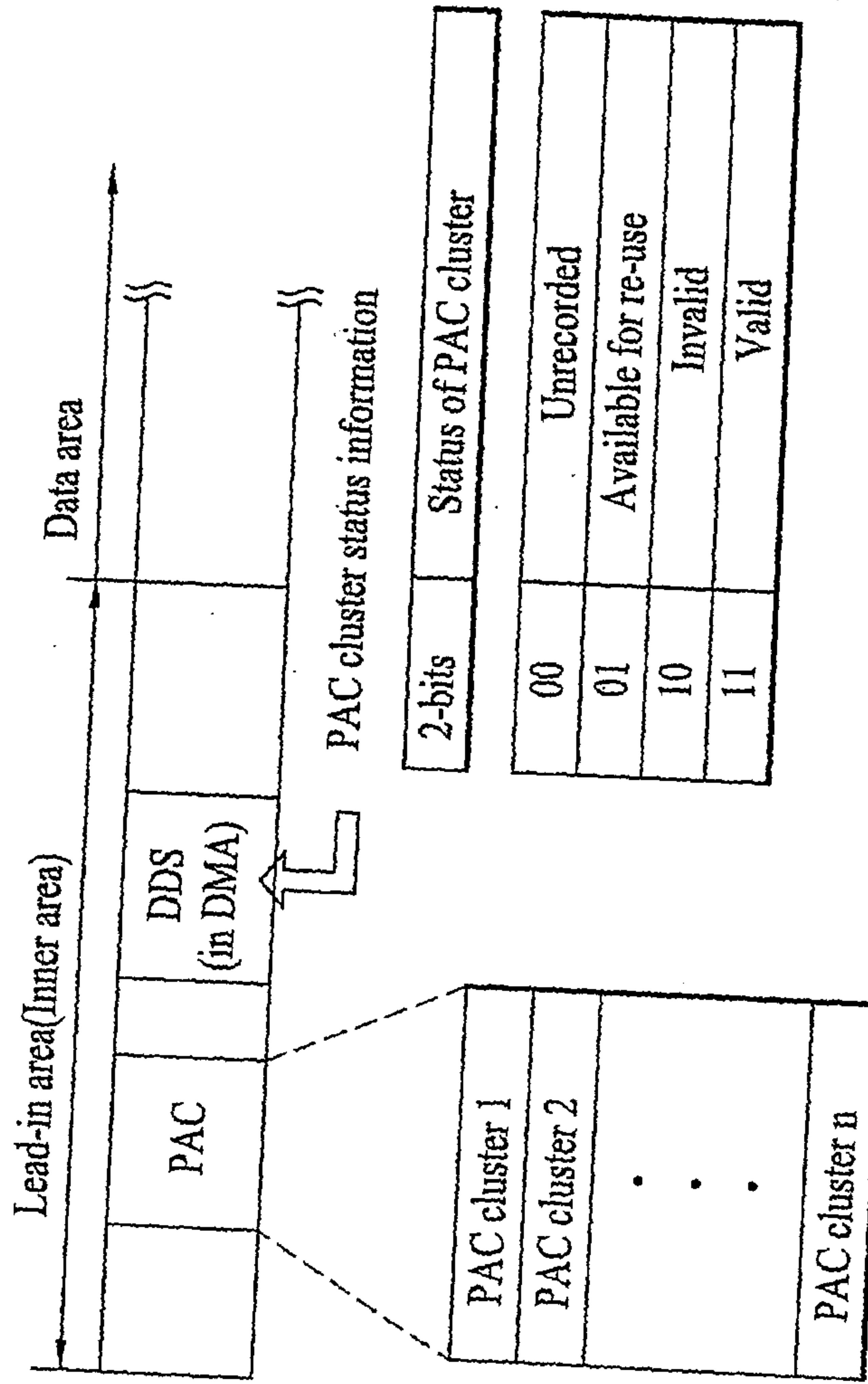
the lead-in area including:

a first management area including a plurality of recording units in which physical access control information of the data area is recorded, and

15 a second management area in which recording status information for each recording unit contained in the first management area is recorded,

wherein the plurality of recording units contained in the first management area are reformatted according to attribute information of information recorded in each recording unit.

FIG. 1

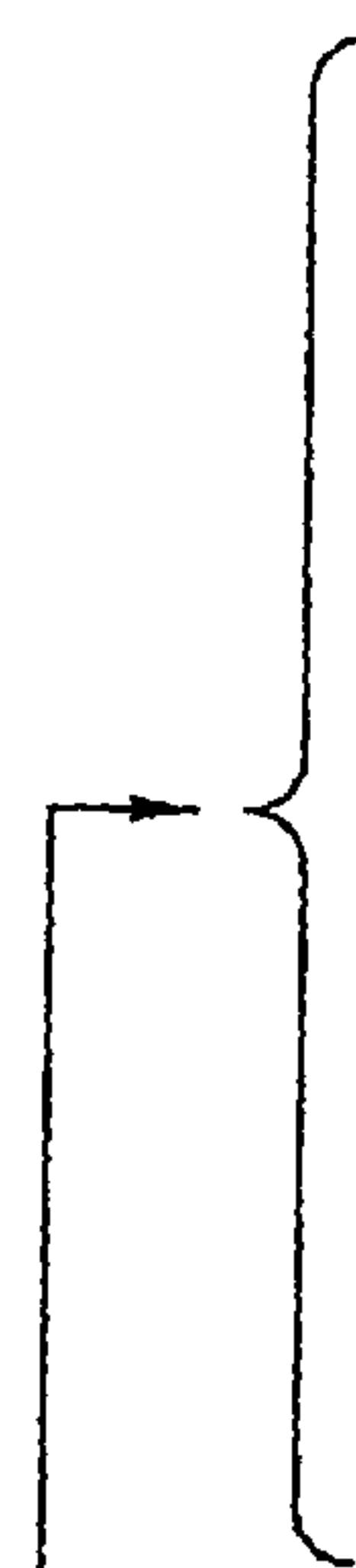


- PAC : Physical Access Control
- DMA : Defect Management Area
- DDS : Disc Definition Structure

FIG. 2

Data Frame	Contents	Number of bytes
0	PAC_ID	3
0	PAC format/Update Count	5
0	Unknown PAC Rules	4
0	Unknown PAC Entire_Disc_Flags	1
0	reserved and set to 00h	2
0	Number of segments	1
0	Segment_0	8
0	30*8
0	Segment_31	8
0	reserved and set to 00h	112
0	Known PAC Entire_Disc_Flags	1
0	reserved and set to 00h	3
0	PAC specific information	1660
1	PAC specific information	2048
...	
30	PAC specific information	2048
31	reserved and set to 00h	2048

2/5



00 00 00h : original unused PAC cluster
 FF FF FFh : previously used
 and now unused PAC cluster

50 52 4Dh : primary PAC cluster
 Others : non-primary PAC cluster

FIG. 3

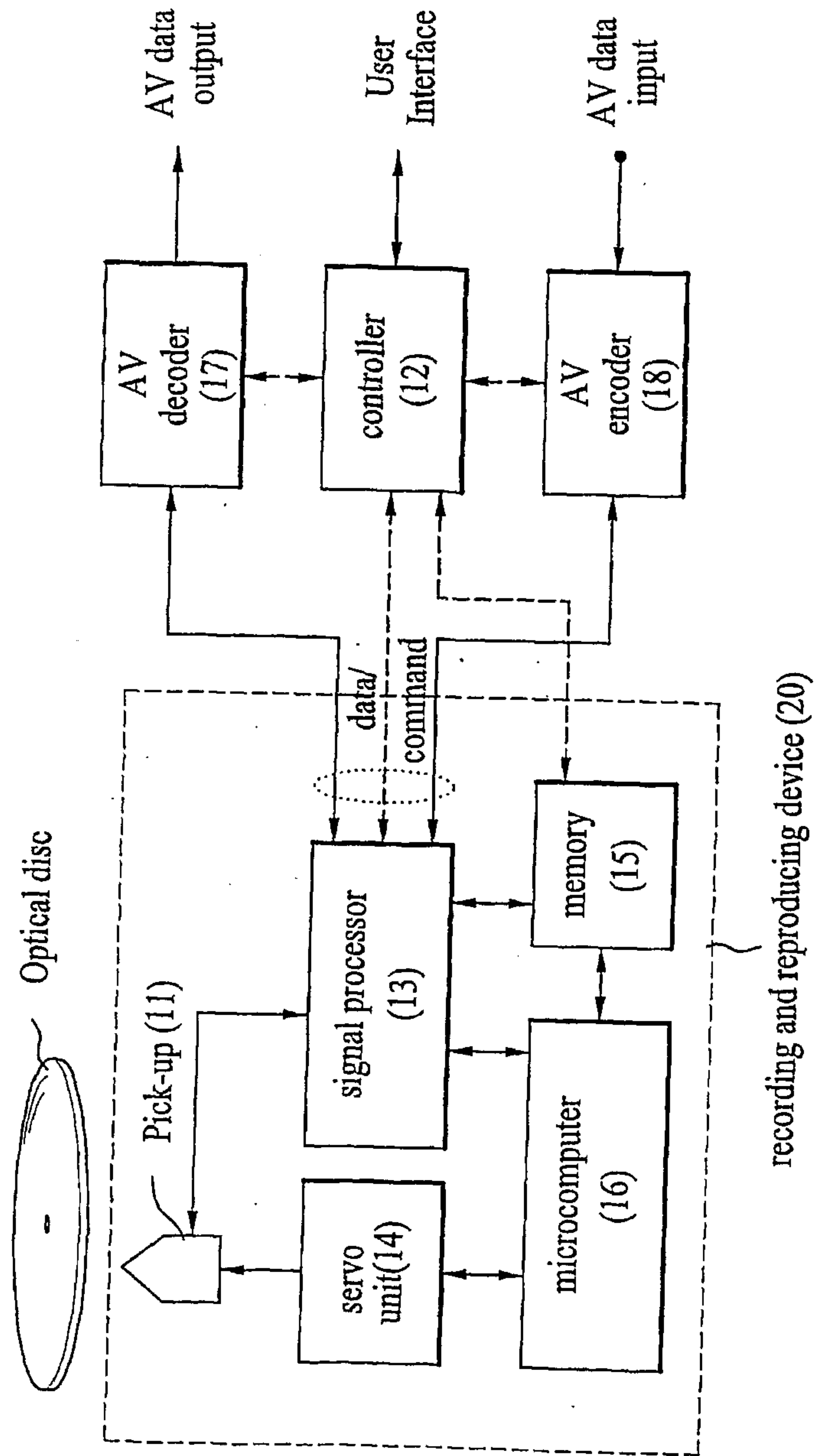


FIG. 4

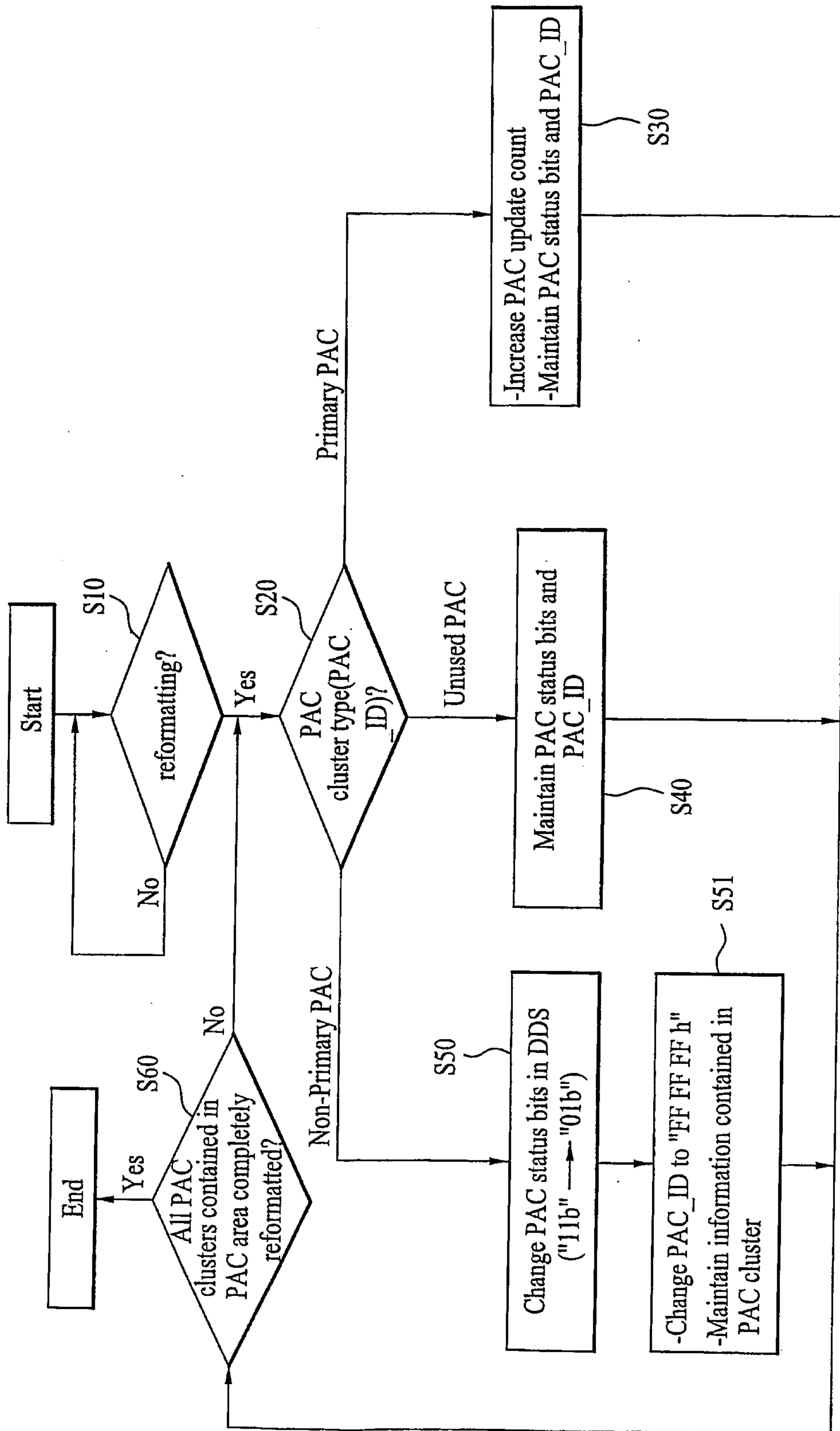


FIG. 5

