



US00D378871S

United States Patent [19] Hatfield

[11] Patent Number: **Des. 378,871**
[45] Date of Patent: ****Apr. 22, 1997**

[54] **SHOE OUTSOLE**

[75] Inventor: **Tinker L. Hatfield**, Portland, Oreg.

[73] Assignee: **Nike, Inc.**, Beaverton, Oreg.

[**] Term: **14 Years**

[21] Appl. No.: **40,368**

[22] Filed: **Jun. 16, 1995**

Related U.S. Application Data

[63] Continuation-in-part of Ser. No. 32,078, Dec. 2, 1994, abandoned.

[52] U.S. Cl. **D2/953; D2/951; D2/954; D2/956**

[58] Field of Search **D2/902, 907, 908, D2/914, 916, 922, 927, 947, 950-960, 970; 36/83, 84, 89, 102-107, 112-115, 126-130, 3 B, 22 R, 24.5, 25 R, 30 R, 32 R, 59 R**

[56] References Cited

U.S. PATENT DOCUMENTS

- D. 253,319 11/1979 Dassler D2/953
- D. 294,768 3/1988 Famolare, Jr. D2/953
- D. 315,442 3/1991 Kilgore et al. .
- D. 317,828 7/1991 Rogers .
- D. 322,881 1/1992 Bushman .
- D. 323,740 2/1992 Mitsui .
- D. 324,448 3/1992 Blissett .
- D. 330,799 11/1992 Hatfield .
- D. 332,863 2/1993 Lucas .
- D. 334,282 3/1993 Greene .
- D. 337,877 8/1993 Lucarelli et al. .
- D. 342,376 12/1993 James .
- D. 342,606 12/1993 Cotsidas .
- D. 343,272 1/1994 James .

- D. 343,506 1/1994 Kusuki et al. .
- D. 344,173 2/1994 Dolinsky D2/953
- D. 345,046 3/1994 Avar .
- D. 351,055 10/1994 Buck, IV .
- D. 361,881 9/1995 Hatfield D2/951
- 4,347,673 9/1982 Svetlik 36/32 R
- 4,569,142 2/1986 Askinasi D2/954
- 4,766,680 8/1988 Maciel et al. 36/30 R
- 5,084,988 2/1992 Berger 36/112

OTHER PUBLICATIONS

Frederick's of Hollywood: 1947-1973; p. 203—Shoe #1081 "See Through".

- Nike 1993 Fall Catalog, published Dec. 1992, p. 102.
- Nike 1991 Spring Catalog, published Jun. 1990, p. 38.
- Nike 1990 Spring Catalog, published Jun. 1989, p. 32.
- Nike 1994 Spring Catalog, published Jun. 1993, p. 26.
- Nike 1994 Fall Catalog, published Nov. 1993, p. 38.
- Nike 1993 Spring Catalog, published Jun. 1992, p. 28.

Primary Examiner—Celia Murphy

Attorney, Agent, or Firm—Banner & Allegretti, Ltd.

[57] CLAIM

The ornamental design for a shoe outsole, as shown and described.

DESCRIPTION

FIG. 1 is a side elevational view of a shoe outsole showing my new design;

FIG. 2 is a side elevational view of the other side thereof;

FIG. 3 is a front elevational view thereof;

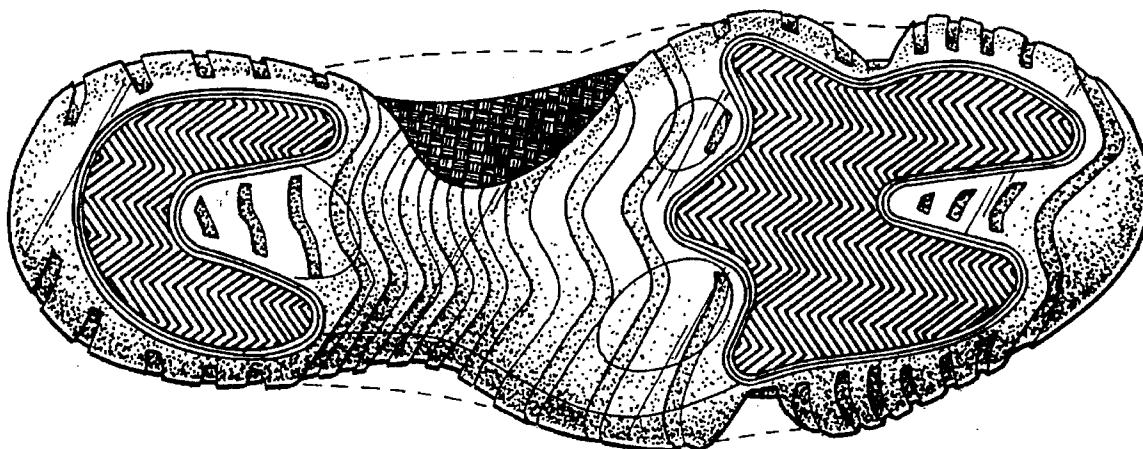
FIG. 4 is a rear elevational view thereof; and,

FIG. 5 is a bottom plan view thereof.

The surface of the claimed article showing oblique line shading is also textured and grooved.

The broken line showing of a shoe upper in FIGS. 1-5 is for illustrative purposes only and forms no part of the claimed design.

1 Claim, 3 Drawing Sheets



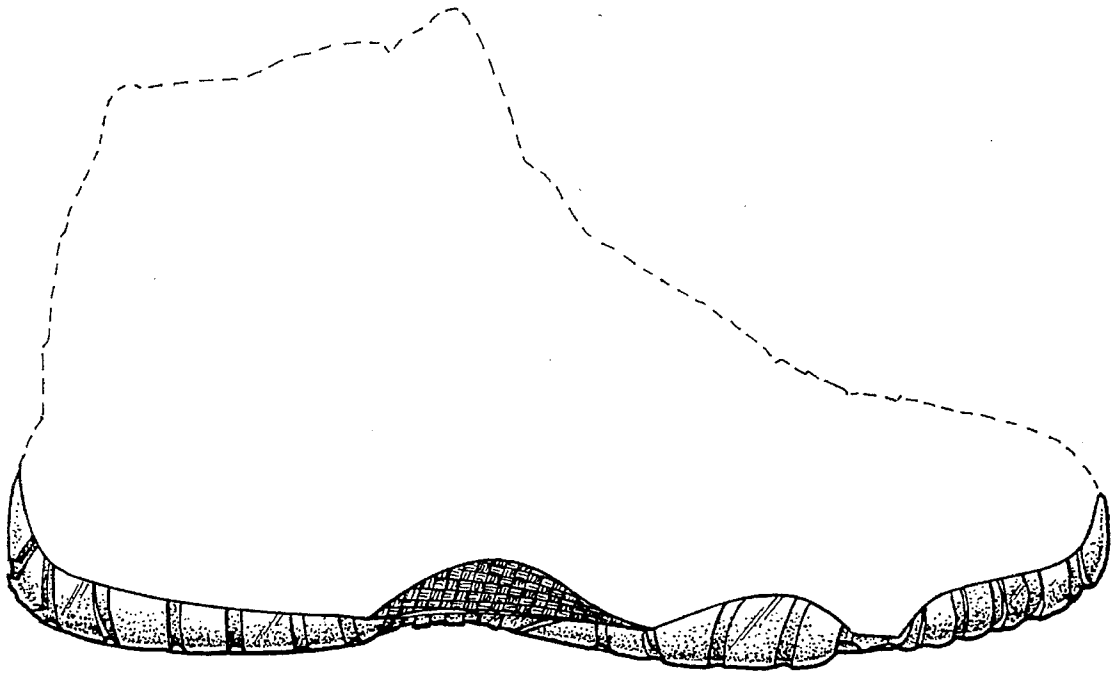


FIG. 1

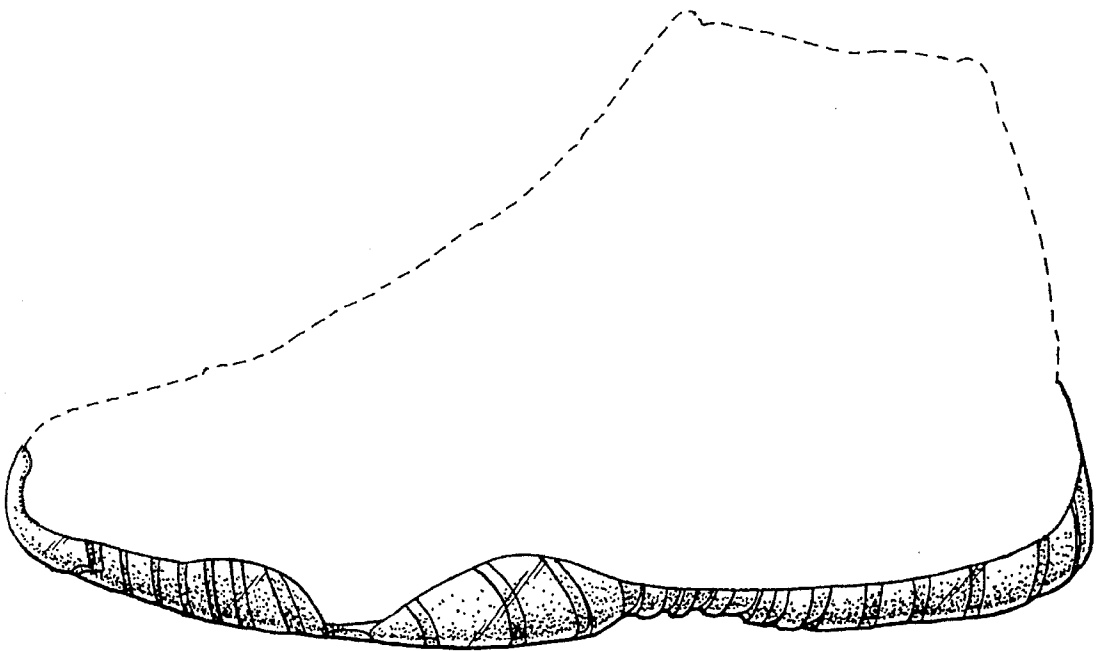


FIG. 2

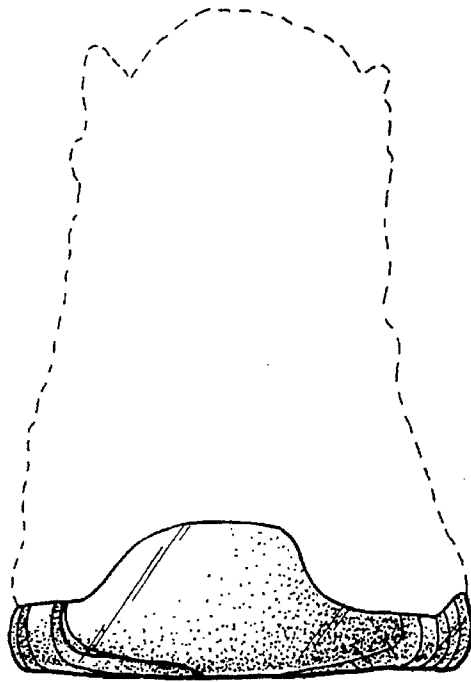


FIG. 3




FIG. 4

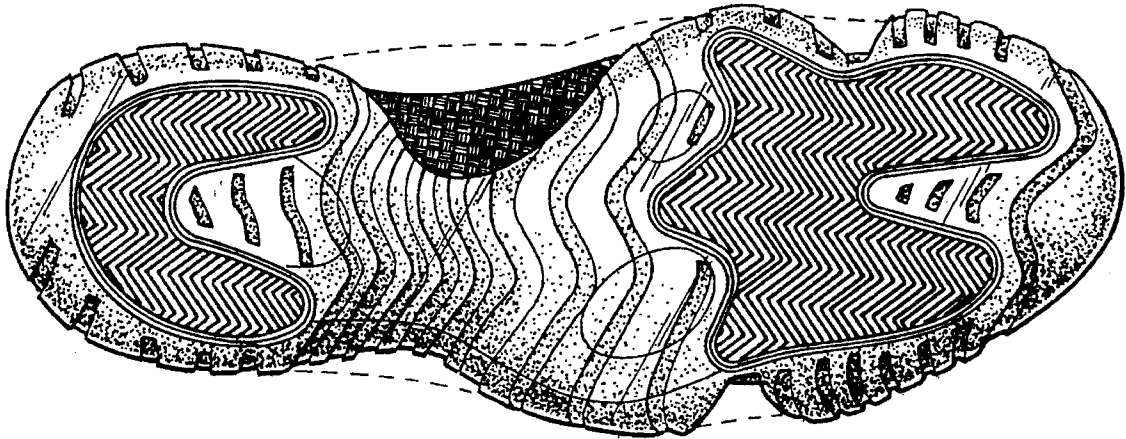


FIG. 5