



US00D742005S

(12) **United States Design Patent**
Komuda et al.

(10) **Patent No.:** **US D742,005 S**

(45) **Date of Patent:** **** Oct. 27, 2015**

(54) **DEVICE FOR PUNCTURING A SKIN**

(71) Applicant: **“HTL-STREFA” SPÓLKA**
AKCYJNA, Ozorków (PL)

(72) Inventors: **Marcin Komuda, Ostroleka (PL);**
Jaroslaw Moleda, Sandy Springs, GA
(US); Radoslaw Jacek Lubecki,
Warsaw (PL)

(73) Assignee: **“HTL-STREFA” SPÓLKA**
AKCYJNA, Ozorków (PL)

(**) Term: **14 Years**

(21) Appl. No.: **29/501,130**

(22) Filed: **Sep. 2, 2014**

(30) **Foreign Application Priority Data**

Mar. 31, 2014 (EM) 002437095-0001

(51) **LOC (10) Cl.** **24-02**

(52) **U.S. Cl.**

USPC **D24/146**

(58) **Field of Classification Search**

USPC D7/649; D8/93, 97, 300, 310, 311, 313,
D8/40, 82, 90; D19/110, 115; D24/127,
D24/130, 133, 146, 147, 148

CPC B62B 3/00; B62B 1/10; B62B 5/005;
A61B 17/809; A61B 17/1617; A61B 17/3211;
A61B 5/1411; A61B 17/3417

See application file for complete search history.

(56) **References Cited**

U.S. PATENT DOCUMENTS

5,613,978 A 3/1997 Harding
D379,516 S 5/1997 Rutter
D425,199 S * 5/2000 Muramatsu D24/133

D428,150 S 7/2000 Ruf et al.
D444,557 S 7/2001 Levaughn et al.
D447,566 S 9/2001 Levaughn et al.
6,283,982 B1 * 9/2001 Levaughn et al. 606/172
6,306,152 B1 10/2001 Verdonk et al.

(Continued)

Primary Examiner — Robert M Spear

Assistant Examiner — Marissa J Cash

(74) *Attorney, Agent, or Firm* — Pearne & Gordon LLP

(57) **CLAIM**

The ornamental design for a device for puncturing a skin, as shown and described.

DESCRIPTION

FIG. 1 is a front plan view of a device for puncturing a skin, showing our new design, wherein a rear plan view of the device for puncturing a skin would appear identical to FIG. 1; FIG. 2 is a right side view of the device for puncturing a skin of FIG. 1, wherein a left side view of the device for puncturing a skin would appear identical to FIG. 2;

FIG. 3 is a bottom plan view of the device for puncturing a skin of FIG. 1;

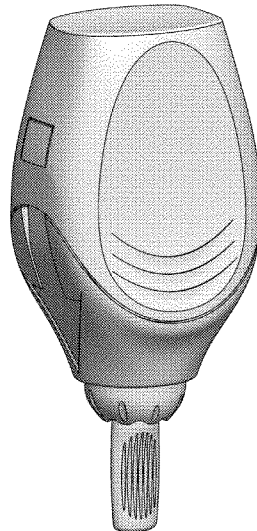
FIG. 4 is a top plan view of the device for puncturing a skin of FIG. 1;

FIG. 5 is front, left side and top perspective view of the device for puncturing a skin of FIG. 1, wherein a front right side and top perspective view of the device for puncturing a skin would appear as a mirror image of FIG. 5;

FIG. 6 is a front, right side and bottom perspective view of the device for puncturing a skin of FIG. 1, wherein a rear, right side and bottom perspective view of the device for puncturing a skin would appear as a mirror image of FIG. 6; and,

FIG. 7 is a front, left side and bottom perspective view of the device for puncturing a skin of FIG. 1, wherein a rear, left side and bottom perspective view of the device for puncturing a skin would appear as a mirror image of FIG. 7.

1 Claim, 6 Drawing Sheets



(56)

References Cited

U.S. PATENT DOCUMENTS

D493,532 S 7/2004 Levaughn et al.
 D496,101 S 9/2004 Davison
 D499,182 S 11/2004 Moore et al.
 D531,725 S 11/2006 Loerwald et al.
 D532,517 S 11/2006 Wilkinson
 D538,934 S 3/2007 Wilkinson
 D560,805 S 1/2008 Young et al.
 D566,273 S 4/2008 Gutmann et al.
 D569,517 S 5/2008 Wilkinson
 D569,975 S 5/2008 Wilkinson
 D586,465 S 2/2009 Faulkner et al.
 D586,916 S 2/2009 Faulkner et al.
 D592,307 S 5/2009 Curry et al.
 7,572,269 B2 8/2009 Marshall et al.
 D612,051 S 3/2010 Ruf
 D616,987 S 6/2010 Brown et al.

D617,904 S 6/2010 Lai
 D621,042 S 8/2010 Ruf
 D628,293 S 11/2010 Ruf
 D628,695 S 12/2010 Ruf
 D648,024 S 11/2011 Harkin et al.
 D648,852 S * 11/2011 Shi D24/146
 8,048,096 B2 * 11/2011 Wilkinson 606/181
 D673,678 S 1/2013 Hong
 D673,679 S 1/2013 Hong
 D696,411 S * 12/2013 Imboden et al. D24/215
 D706,422 S * 6/2014 Ziegler et al. D24/146
 D715,493 S * 10/2014 Yiu D28/58
 8,858,582 B2 * 10/2014 Schiff et al. 606/181
 D729,386 S * 5/2015 Ziegler et al. D24/147
 9,064,107 B2 * 6/2015 Reggiardo et al. 1/1
 2004/0098010 A1 5/2004 Davison et al.
 2007/0156163 A1 7/2007 Davison et al.
 2010/0004560 A1 1/2010 Davison et al.

* cited by examiner

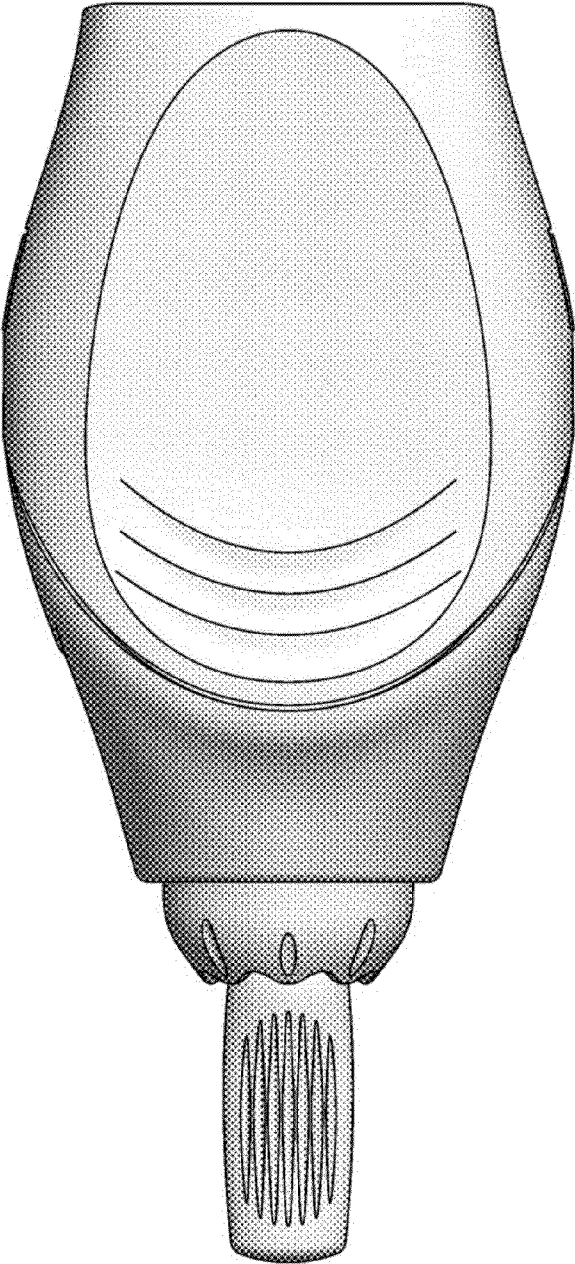


FIG. 1

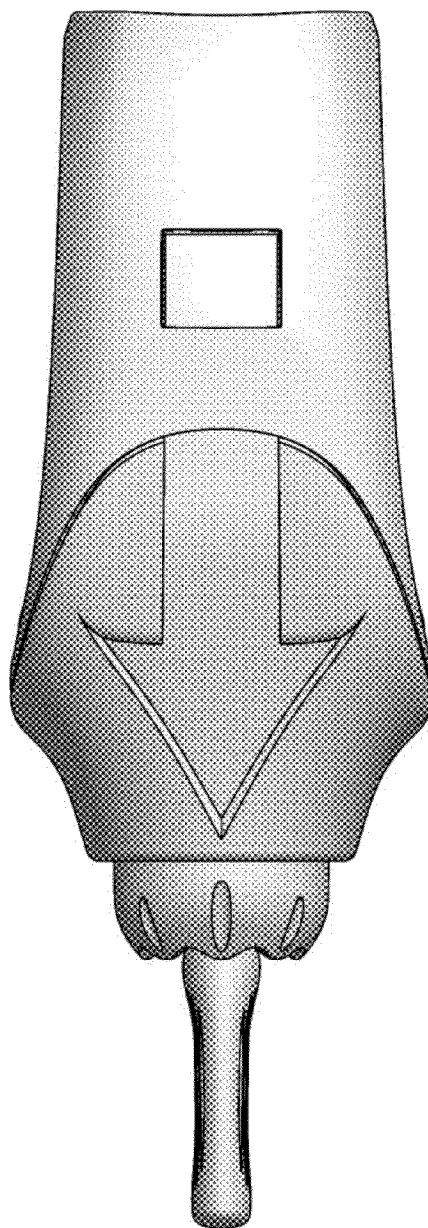


FIG. 2

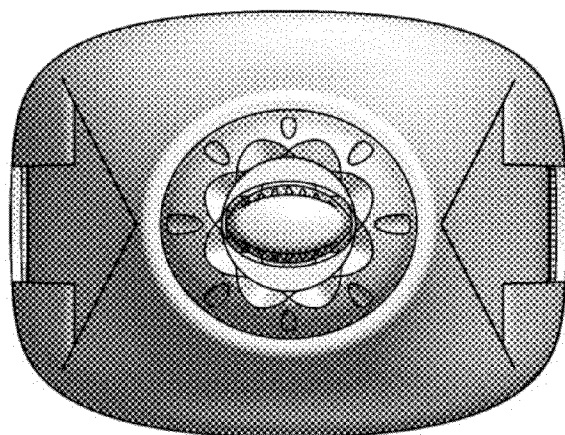


FIG. 3




FIG. 4

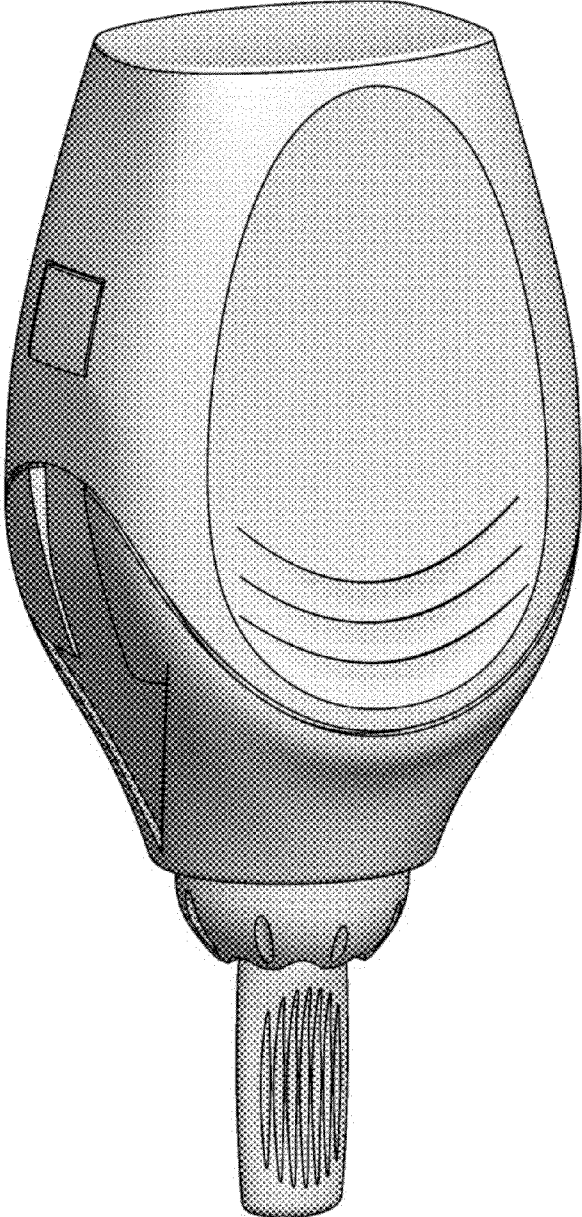


FIG. 5

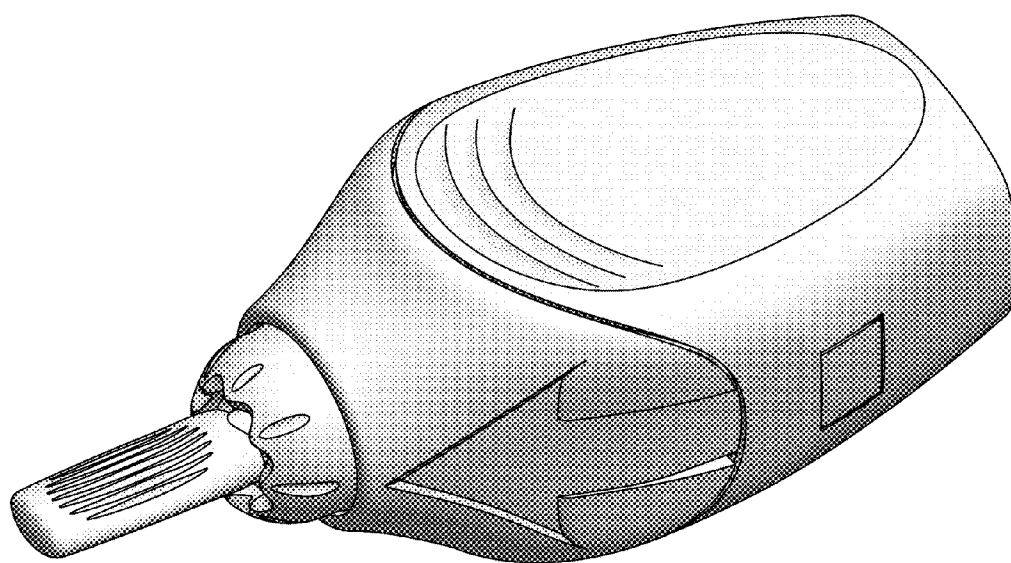


FIG. 6

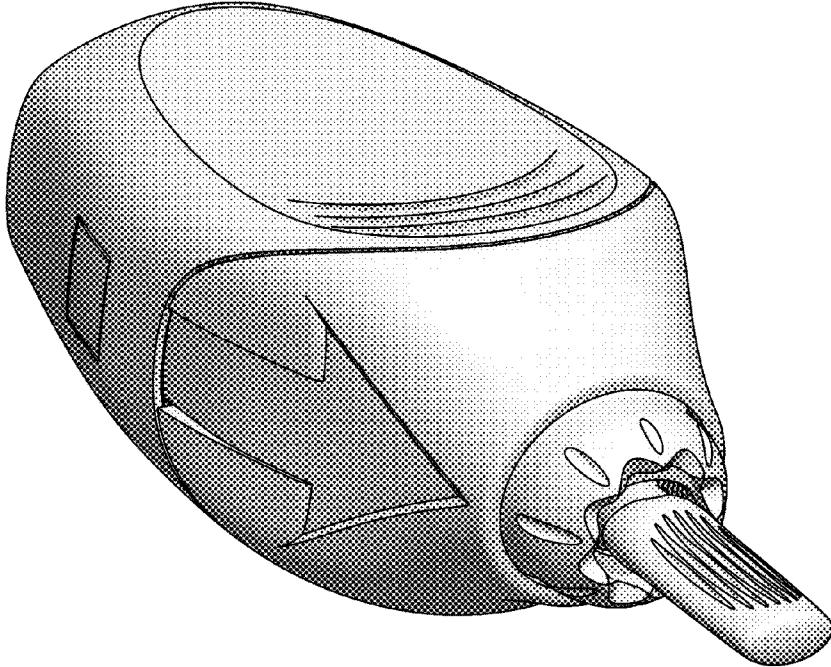


FIG. 7