



US00D749784S

(12) **United States Design Patent**
Go

(10) **Patent No.:** **US D749,784 S**

(45) **Date of Patent:** **** Feb. 16, 2016**

(54) **RAZOR HANDLE**

(71) Applicant: **Dorco Co., Ltd.**, Seoul (KR)

(72) Inventor: **Woogyeong Go**, Seoul (KR)

(73) Assignee: **Dorco Co., Ltd.**, Seoul (KR)

(**) Term: **14 Years**

(21) Appl. No.: **29/510,690**

(22) Filed: **Dec. 2, 2014**

(30) **Foreign Application Priority Data**

Aug. 21, 2014 (KR) 30-2014-0040823

(51) **LOC (10) Cl.** **28-03**

(52) **U.S. Cl.**
USPC **D28/48**

(58) **Field of Classification Search**
USPC D28/44-48
CPC B26B 21/00-21/06; B26B 21/08-21/38;
B26B 21/40; B26B 21/52-21/60

See application file for complete search history.

(56) **References Cited**

U.S. PATENT DOCUMENTS

D636,533 S *	4/2011	Andersen	D28/48
D674,547 S *	1/2013	Barrow	D28/46
D698,997 S *	2/2014	Micinilio	D28/46
D699,395 S *	2/2014	Bae	D28/48
D708,786 S *	7/2014	Micinilio	D28/47
D730,579 S *	5/2015	Han	D28/48
D739,604 S *	9/2015	Christie	D28/48

* cited by examiner

Primary Examiner — Jennifer Rivard

(74) *Attorney, Agent, or Firm* — Perkins Coie LLP

(57) **CLAIM**

The ornamental design for a razor handle, as shown and described.

DESCRIPTION

FIG. 1 is a perspective view of a razor handle showing my new design;

FIG. 2 is a side view of the razor handle;

FIG. 3 is another side view of the razor handle;

FIG. 4 is a front view of the razor handle;

FIG. 5 is a rear view of the razor handle;

FIG. 6 is a top-down view of the razor handle; and,

FIG. 7 is a bottom-up view of the razor handle.

The broken lines illustrate the environment of the razor handle and form no part of the claimed design.

1 Claim, 2 Drawing Sheets

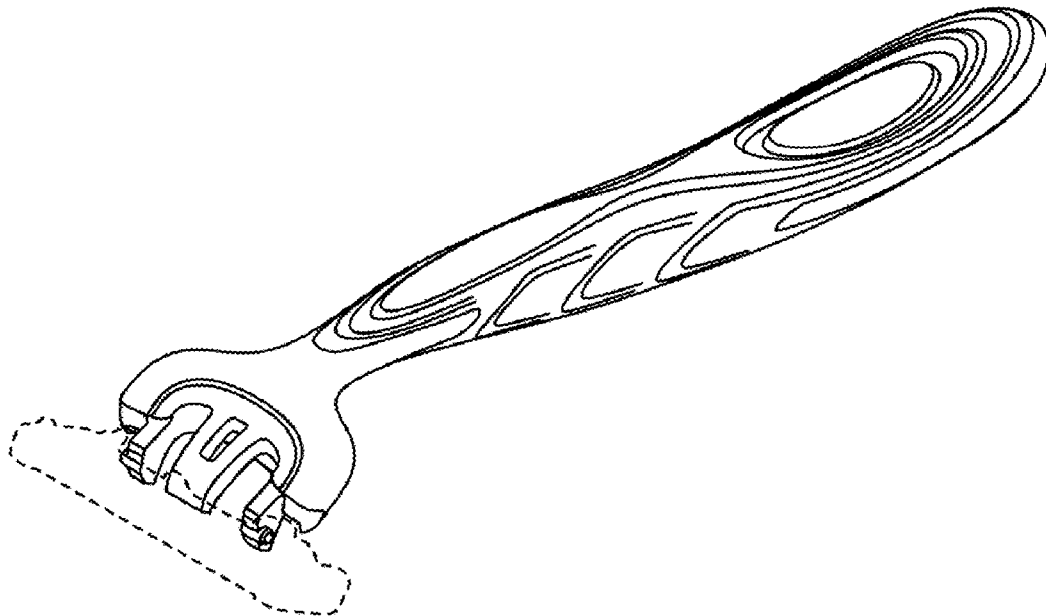


Fig.1

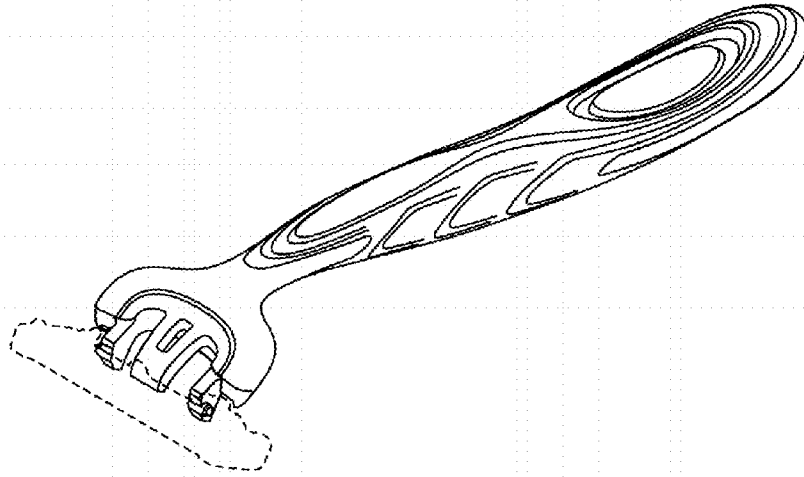


Fig.2



Fig.3



Fig.4

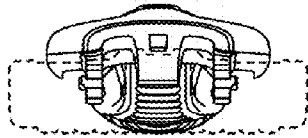


Fig.5

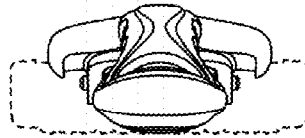


Fig.6

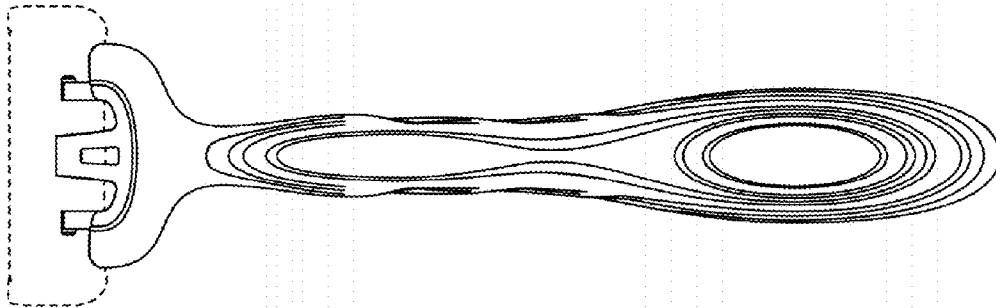


Fig.7

