

June 2, 1959

C. S. BRAY

2,888,929

PACIFIER

Filed Jan. 23, 1956

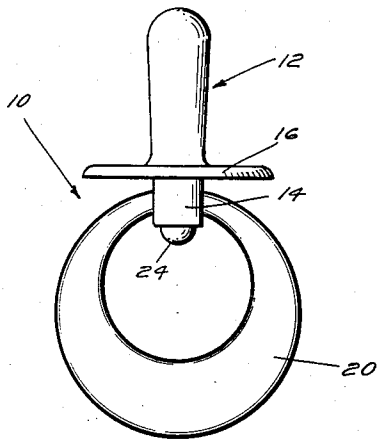


Fig. 1

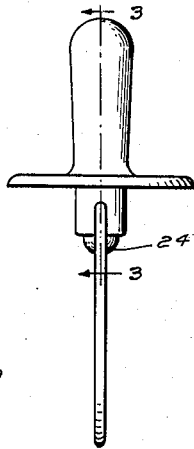


Fig. 2

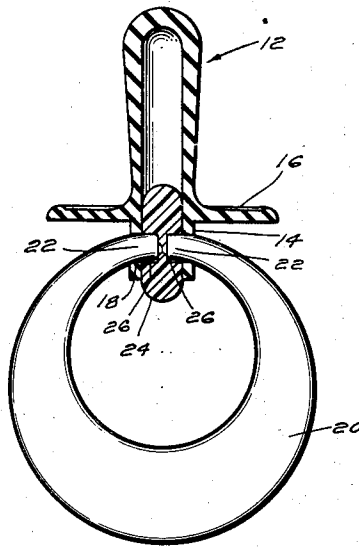


Fig. 3

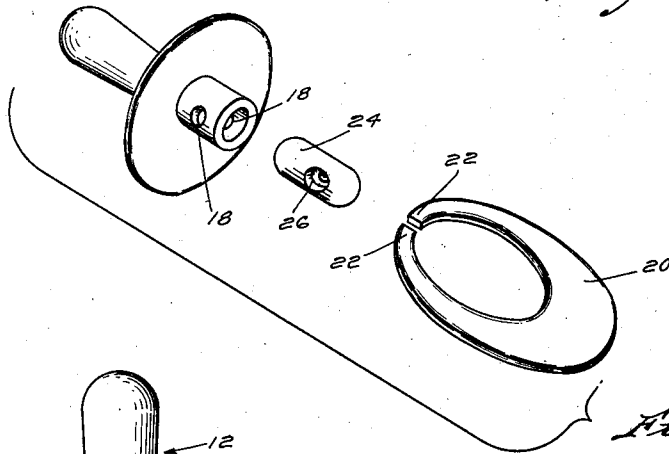


Fig. 4

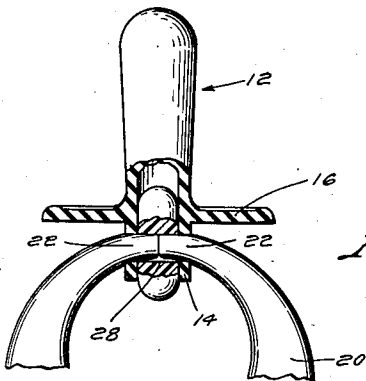


Fig. 5

INVENTOR.
Calvin S. Bray
BY
Eliot A. Salter

1

2,888,929

PACIFIER

Calvin S. Bray, Saylesville, R.I., assignor to Davol Rubber Company, Saylesville, R.I., a corporation of Rhode Island

Application January 23, 1956, Serial No. 560,500

4 Claims. (Cl. 128—360)

The present invention pertains generally to amusement devices for infants and more particularly to the type of device commonly referred to as a pacifier.

A primary object of the instant invention is the provision of a device having a rubber nipple for insertion into the infant's mouth during teething periods and the like, and further comprising a relatively large plastic ring carried by said nipple for preventing inadvertent swallowing of the nipple by the infant.

Another object of the instant invention is the provision of novel locking means between the rubber nipple and the plastic ring whereby to insure that said ring will not accidentally remove itself from the nipple or be torn therefrom.

Another object of the instant invention is the provision of a pacifier so constructed and arranged that the entire nipple portion, including its surrounding flange, may be molded as a unit.

A further object of the instant invention is the provision of a pacifier which, although highly efficient and pleasing to infants, still provides a maximum of safety in use.

Another object is the provision of a pacifier comprising a rubber nipple having pivotally attached thereto a relatively large plastic ring, whereby a swivel action of said ring may be obtained, thereby providing an additional attraction to infants.

Still another object of the instant invention is the provision of a pacifier which is of durable construction, but which still is simple and economically feasible to manufacture.

Other objects, features and advantages of the invention will become apparent as the description thereof proceeds when considered in connection with the accompanying illustrative drawings.

In the drawings which illustrate the best mode presently contemplated by me for carrying out my invention:

Fig. 1 is a front elevation of a pacifier constructed in accordance with the instant invention;

Fig. 2 is a side elevation thereof;

Fig. 3 is an enlarged front elevation, partly in section, showing the means for locking the ring to the nipple;

Fig. 4 is an exploded perspective view of the parts which make up my completed pacifier assembly; and

Fig. 5 is an enlarged front elevation, broken away and partly in section, showing a slightly modified form of locking means for securing the ring to the nipple.

Pacifiers of the general type herein to be described have long been used in the care of infants during teething periods and the like. Such pacifiers generally comprise a nipple portion for insertion into the infant's mouth, an outwardly extending peripheral flange located near the bottom portion of the nipple, and a relatively large ring attached to the bottom portion of the nipple. The ring serves a three-fold purpose. First of all, being relatively large, it prevents the inadvertent swallowing of the nipple by the infant; secondly, it affords convenient grasping means for the handling of the device, both by the adult and by the infant who is actually using it; and thirdly,

2

it provides means for creating an ornamental appearance for the device since the ring is usually of plastic and hence may be gaily colored. The flange located near the bottom portion of the nipple is for much the same purpose as the like flange found on almost all nipples, namely, to serve as a backing, so to speak, to aid in the prevention of the nipple being thrust too far into the infant's mouth. It is essential in pacifiers of this type that the ring be securely mounted to the nipple since, should these components become accidentally disengaged, the possibility of the nipple being swallowed by the infant would exist.

Heretofore pacifiers of the type above discussed have been constructed with a plastic ring having a projection extending from the circumference thereof onto which projection is pressed an open-ended latex nipple. A circular plastic flange is pressed over the nipple and said projection to maintain the parts in assembled relation. It has now been found desirable to provide a pacifier wherein there is utilized a molded rubber nipple rather than the latex nipple just described. By molding the nipple of rubber, the outwardly extending peripheral flange now becomes an integral part of the nipple thereby making the device a more simple and expeditious article of manufacture; and furthermore, the rubber nipple has been found to be more durable in use and to provide a better action for the infant than its latex counterpart. Accordingly, the instant invention is directed to the construction of such a pacifier and to the provision of means for attaching the molded rubber nipple to the grasping element used therewith.

Referring now to the drawings, and more particularly to Figs. 1 through 4 thereof, there is shown a pacifier constructed in accordance with the instant invention and generally designated at 10. The pacifier 10 comprises a molded rubber nipple 12 having a bottom portion 14 and an outwardly extending peripheral flange 16 located adjacent said bottom portion. The nipple 12 is hollow, as will be seen most clearly from Fig. 3, and there is provided in its bottom portion 14 oppositely disposed apertures 18, the function of which will hereinafter be made apparent.

The pacifier 10 further comprises a grasping element 20 comprising a split plastic ring having bifurcated ends 22. It will be understood that the grasping element 20 could assume other forms than that illustrated herein, but whatever form or material said grasping element may take or be constructed of, it should have oppositely disposed ends similar to the ends 22 just described.

As will be apparent, if the ends 22 of the grasping element 20 were positioned within the apertures 18 of the bottom portion 14 of the nipple, said grasping element could easily be pulled or torn from the nipple. Accordingly, reinforcing means are provided in the form of a rigid insert member 24, preferably of plastic. The reinforcing insert 24 comprises an elongated stud having rounded ends and being provided with oppositely disposed openings 26 along opposite sides thereof. In the preferred form of my invention, the oppositely disposed openings 26 do not extend completely through the insert 24, although such could be the case, if desired, and as illustrated in Fig. 5. It will be understood that the diameter of the insert 24 is such that said insert may be snugly pressed into the open end of the bottom 14 of nipple 12.

In positioning the insert within the nipple, the openings 26 are located in alignment with the aforescribed apertures 18, all in a manner clearly shown in Fig. 3. Since the grasping element 20 is of plastic, it contains a certain amount of resilience, and hence the bifurcated ends 22 thereof may be spread apart sufficiently to enable them to snap through the apertures 18 and into the

openings 26. Once so assembled, it will be understood that the insert 24 provides rigid and effective mounting and reinforcing means for the grasping element 20 whereby the rubber nipple does not have to bear the force of any pull that is exerted on said grasping element. Furthermore, when assembled, a very pleasing swivel action may be imparted to the grasping element, thereby adding to the overall attractiveness of the device.

It will be understood, of course, that the entire nipple need not be hollow, as shown, but that, if desired, only the bottom portion thereof need be provided hollow. Furthermore, it is within the scope of this invention to provide means (not shown) for properly positioning the insert 24 within the nipple so that the openings 26 therein will automatically align with the apertures 18 in the nipple wall. Also, if desired, the insert could be fixedly secured to the nipple 12 when in position, such as by cementing or the like, although it has been found in actual use that if said insert is a sufficiently tight fit within the nipple, such bonding means are unnecessary.

The embodiment of Fig. 5 differs from the form above described only in that the insert 24 is provided with a continuous passage 28 therethrough. Otherwise the parts function exactly in the manner described, and hence no further description is deemed necessary.

Thus it will be seen that there is provided in accordance with the instant invention a pacifier having a nipple which may be of molded rubber construction and which has novel and highly efficient locking means for attaching a grasping element thereto. The device has proven to be highly effective in use and is simple and economically feasible to manufacture thereby representing considerable improvement over devices of this type which utilize a latex nipple.

While there is shown and described herein certain specific structure embodying the invention, it will be manifest to those skilled in the art that various modifica-

tions and rearrangements of the parts may be made without departing from the spirit and scope of the underlying inventive concept and that the same is not limited to the particular forms herein shown and described except insofar as indicated by the scope of the appended claims.

I claim:

1. A pacifier for infants during teething periods and the like comprising a resilient nipple having an integral, outwardly extending peripheral flange located near the bottom thereof, the bottom portion of said nipple being hollow and having a pair of oppositely disposed apertures in the wall thereof, a rigid reinforcing insert positioned in said hollow bottom portion and having a pair of oppositely disposed openings in alignment with said aforementioned apertures, and a grasping element having bifurcated ends extending through said apertures and into said openings whereby to securely attach said grasping element to said nipple.

2. A pacifier as set forth in claim 1 further characterized in that said nipple is of molded rubber and said grasping element is a split plastic ring.

3. A pacifier as set forth in claim 1 further characterized in that said oppositely disposed openings each extend only partially into said insert.

4. A pacifier as set forth in claim 1 further characterized in that said oppositely disposed openings define a passageway extending completely through said insert.

References Cited in the file of this patent

UNITED STATES PATENTS

| | | |
|-----------|-----------|----------------|
| 2,462,786 | Steckler | Feb. 22, 1949 |
| 2,503,505 | Middleton | Apr. 11, 1950 |
| 2,717,603 | Colm | Sept. 13, 1955 |

FOREIGN PATENTS

| | | |
|---------|---------------|---------------|
| 3,489 | Great Britain | 1896 |
| 618,250 | Great Britain | Feb. 18, 1949 |