

I. E. PALMER.

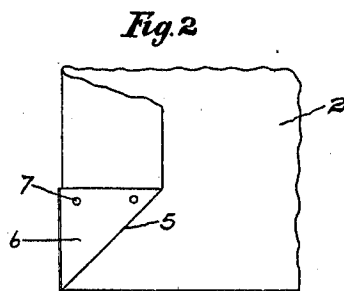
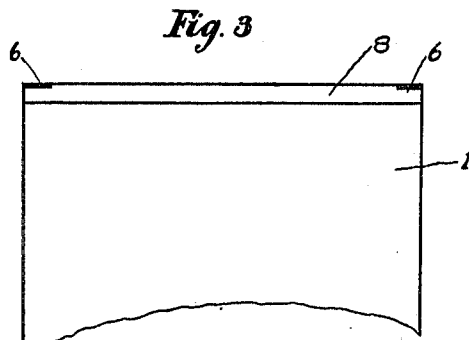
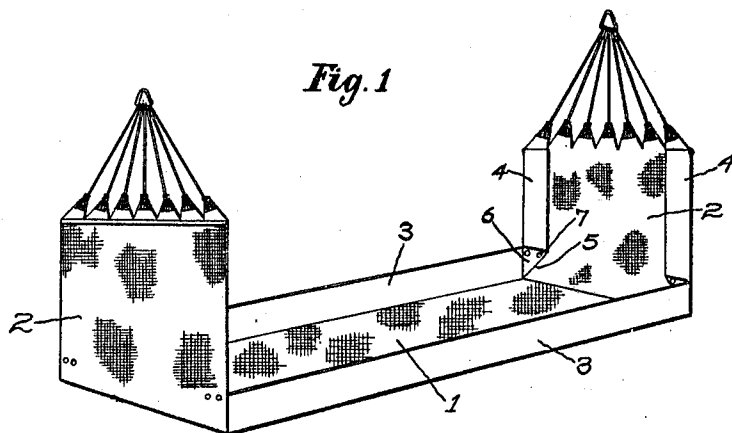
HAMMOCK.

APPLICATION FILED SEPT. 2, 1909.

952,994.

Patented Mar. 22, 1910.

2 SHEETS—SHEET 1.



Witnesses:
Carl L. Choate.
Ernest A. Telfer

Inventor:
Isaac E. Palmer,
by Emory + Bood L.
Att'ys.

I. E. PALMER.
HAMMOCK.
APPLICATION FILED SEPT. 2, 1909.

952,994.

Patented Mar. 22, 1910.

2 SHEETS—SHEET 2.

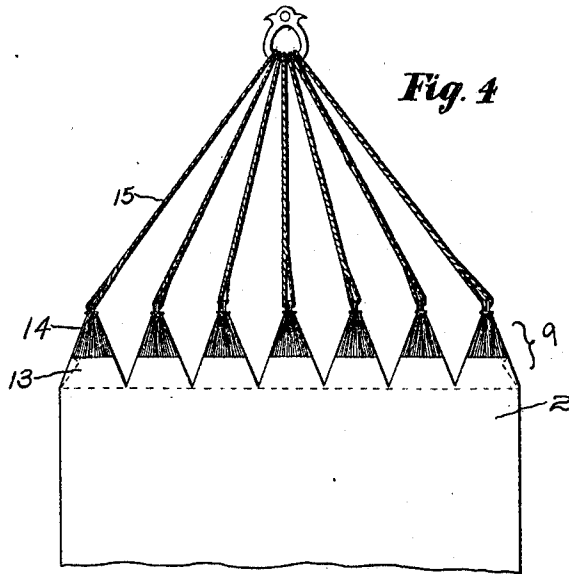


Fig. 5




Fig. 6

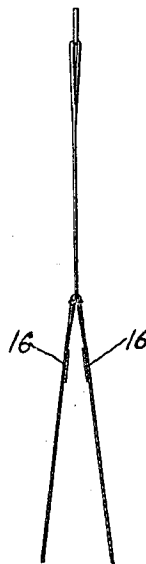


Fig. 7



Fig. 8



Witnesses:

Carl L. Choate.

Ernest A. Telfer

Inventor:

Isaac E. Palmer,

by Emery & Board

Att'ys.

UNITED STATES PATENT OFFICE.

ISAAC E. PALMER, OF MIDDLETOWN, CONNECTICUT, ASSIGNOR TO THE I. E. PALMER CO., OF MIDDLETOWN, CONNECTICUT, A CORPORATION OF CONNECTICUT.

HAMMOCK.

952,994.

Specification of Letters Patent. Patented Mar. 22, 1910.

Application filed September 2, 1909. Serial No. 515,778.

To all whom it may concern:

Be it known that I, ISAAC E. PALMER, a citizen of the United States, and a resident of Middletown, in the county of Middlesex and State of Connecticut, have invented an Improvement in Hammocks, of which the following description, in connection with the accompanying drawings, is a specification, like numerals on the drawings representing like parts.

This invention relates to hammocks, and preferably to those formed of textile material.

In order that the principles of the invention may be readily understood, I have disclosed a single embodiment thereof in the accompanying drawings, wherein—

Figure 1 is a perspective view of a hammock embodying my invention; Fig. 2 is a detail in end elevation of a portion of the hammock structure; Fig. 3 is a plan view of a portion of a hammock body involving my invention and of a slightly modified construction; Fig. 4 is an end elevation on an enlarged scale of one end of the hammock body and a supporting means therefor; and Figs. 5 to 8 inclusive are longitudinal sectional views representing slightly modified forms of my invention taken through a tab of the hammock.

Referring first to that portion of my invention shown in Figs. 1, 2 and 3, the purpose thereof is to provide a hammock adapted for the reception of a frame upon the intermediate portion thereof after the general manner of the so-called Gloucester type of hammock.

More particularly the object of my invention is to provide an inexpensive yet strong and substantial hammock body of this type.

In carrying out my invention, I preferably employ textile material, though within the scope thereof any suitable material may be employed. The hammock body shown in Fig. 1 is composed of an intermediate portion 1 and end portion 2—2, all or said portions being preferably of uniform width. Being of uniform width, the hammock body may be thus formed without cutting and without loss of material. The lateral edges of the intermediate portion of the hammock body are folded into upstanding position, as indicated at 3—3 in Fig. 1, the entire lateral edges of said body being preferably continuously folded. In Fig. 1, I have represented

the lateral edges at the end portions as folded flatwise at 4—4 against said end portions. The upstanding lateral edges 3—3 are secured in this position in suitable manner. In Figs. 1 and 2, I have represented the said lateral edges as cross folded at 5 along inclined lines to form triangular flaps 6 which are secured to the end portions 2 in suitable manner, as by gromets 7. It will be apparent that the infolded edges 4 at the end portions form reinforces. If desired, a reinforcing strip or piece may be provided at the corners of the intermediate portion either on the inside or outside thereof. In Fig. 3, I have represented a reinforcing strip 8 extending across the entire width of the hammock body, though separate corner reinforces may be employed instead.

The hammock frame, not herein shown, is placed upon the intermediate portion 1 and is inclosed by the upstanding edges 3—3 and ends 2—2.

In Figs. 4 to 8 inclusive, I have represented a form of hammock end consisting of tabs 9. As shown more clearly in Fig. 5, these tabs are formed by folding the material 2 of the hammock body transversely and back upon itself, as indicated at 10 and 11. While the turned back portion of the hammock body material may be of any suitable extent, preferably it terminates at a short distance from the hammock end. The turned back end may be folded over or folded under the hammock body. Preferably, if folded under the hammock body the end of such folded portion is utilized for the reception of a hammock spreader, as indicated at 12 in Fig. 8. If the folded back portion overlies the hammock body, it may be used for the reception of a pillow. A portion at least of said tabs 9 consist of strands extending longitudinally only of the hammock body, thus permitting the most effective and compact bunching of the tip ends of said tabs for the reception of the hammock securing means. The said longitudinally extending strands are preferably integral with the warp or longitudinally extending strands of the hammock body, the weft or transverse strands being either omitted in the process of manufacture at the point indicated or removed therefrom after weaving.

In Fig. 4, I have represented the base of each tab as composed of the interwoven

warp and weft threads and tip end 14 of said tabs as consisting of the warp threads only. The strands or warp threads 14 are bunched as indicated and to them is secured
 5 the hammock supporting means here represented as cords 15 suitably engaging or secured to said strands 14 at the point where they are transversely folded back upon themselves. If the base portions of
 10 said tabs be formed of the interwoven warp and weft of the hammock body, they may have raw or selvage edges, or may be turned back and hemmed separately, as indicated at 16—16 in Fig. 6, or they may be hemmed
 15 and secured together as represented at 17 in Fig. 7.

It will be clear from the foregoing description of one embodiment of my invention that I have provided a hammock body
 20 of inexpensive yet strong material adapted for the reception of a hammock frame. The described construction of hammock tabs affords a compact yet strong means for supporting the hammock.

It is apparent that the hammock supporting means shown in Figs. 4 to 8 may be employed in connection with the type of hammock shown in Fig. 1 or in connection with any other type, and that a
 30 spreader may or may not be employed.

Having thus described one illustrative embodiment of my invention, I desire it to be understood that although specific terms are employed, they are used in a generic and descriptive sense and not for purposes
 35 of limitation, the scope of the invention being set forth in the following claims.

Claims.

1. A hammock body having an intermediate and end portions all of substantially
 40 uniform width, and having continuous,

folded lateral edges, said lateral edges along the intermediate portion being folded into upright position and along said end portions being folded against the body portion,
 45 and secured at the ends of said intermediate portion.

2. A hammock body having an intermediate and end portions all of substantially uniform width, and having continuous,
 50 folded lateral edges, said lateral edges along the intermediate portion being folded into upright position and along said end portions being folded against the body portion, and at the ends of said intermediate portion,
 55 being cross folded and secured.

3. A woven hammock body having tabs at an end thereof, said tabs consisting of the material of the hammock folded transversely upon itself, the tip ends of said
 60 tabs consisting only of strands extending longitudinally of the hammock body and integral with longitudinal strands thereof, said tab ends being bunched, and cords or the like secured thereto to support the ham-
 65 mock.

4. A woven hammock body having tabs at an end thereof, said tabs consisting of the material of the hammock folded transversely upon itself, the base of said tabs
 70 consisting of interwoven warp and weft threads, and the tip ends thereof consisting only of warp threads, and cords or the like secured to said warp threads to support the hammock.

In testimony whereof, I have signed my name to this specification, in the presence of two subscribing witnesses.

ISAAC E. PALMER.

Witnesses:

IRVING U. TOWNSEND,
 MAY H. LOWRY.