H. C. McWILLIAMS.

HOOK AND EYE.

APPLICATION FILED MAY 4, 1910.

1,068,600. Patented July 29, 1913.

Fig. 1.

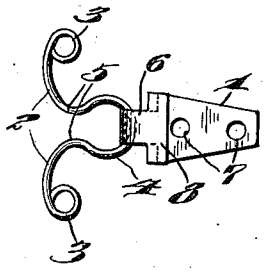

Fig. 2.

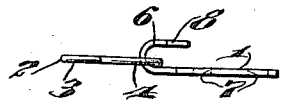

Fig. 3.

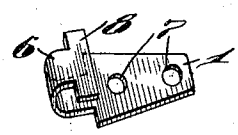

Fig. 4.

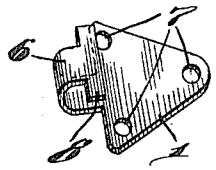

Witnesses

Thos. Rosemann.

R. H. Krenkel.

Inventor

Holden C. McWilliams,

By Joshua R. H. Potts,

Attorney

COLUMBIA PLANOGRAPH CO., WASHINGTON, D. C.

UNITED STATES PATENT OFFICE.

HOLDEN CHESTER McWILLIAMS, OF PHILADELPHIA, PENNSYLVANIA.

HOOK AND EYE.

1,068,600. Specification of Letters Patent. Patented July 29, 1913.

Application filed May 4, 1910. Serial No. 559,341.

To all whom it may concern:

Be it known that I, HOLDEN C. McWILLIAMS, a citizen of the United States, residing at Philadelphia, in the county of Philadelphia and State of Pennsylvania, have invented certain new and useful Improvements in Hooks and Eyes, of which the following is a specification.

My invention relates to improvements in hooks and eyes, the object of the invention being to provide a hook and eye which when connected will not separate accidentally by reason of the movement of the body, but requires some little force to disconnect.

A further object is to provide a hook and eye which can be cheaply manufactured, which may be readily connected and disconnected when moved in the proper direction and the proper amount of force applied and which will securely hold when connected.

With these and other objects in view, the invention consists in certain novel features of construction and combinations and arrangements of parts, as will be more fully hereinafter described and pointed out in the claim.

In the accompanying drawings: Figure 1, is a plan view illustrating one form of my improved hook and eye. Fig. 2, is a view in side elevation thereof. Fig. 3, is a perspective view of the hook shown in Figs. 1, and 2, and Fig. 4, is a view of a modification.

1, represents my improved hook and 2 my improved eye. The eye 2 is composed of wire having both ends bent forming thread receiving loops 3, to attach the eye to a garment. The intermediate portion of the eye is bent forming a comparatively large loop 4, which reduces in diameter where the wire has a general compound curve forming a somewhat restricted neck portion illustrated at 5. In other words, the wire bends inward forming curved faces which are narrower than the loop portion 4, and which is narrower than the neck 6 of my improved hook 1.

Hook 1 may be made of sheet metal as shown in Figs. 1, 2, 3, and 4, and provided with perforations 7 to receive the thread to secure the same to a garment. The neck portion 6 above referred to is integral with the body of the hook, and curves outward and backward, and is provided at its free end with an enlarged head 8 of greater diameter than the diameter of loop 4.

To insert the hook in the eye, it is necessary to insert the head portion 8 between the goods to which the eye is secured and the eye, and then draw the neck portion 6 through the neck portion 5 of the eye. This will cause the eye to spread until the neck portion 6 rides into the loop 4, when it will contract and the parts will be securely coupled together as head 8 cannot be drawn through the loop 4. To uncouple it is necessary to force the hook back until the neck portion 6 squeezes through the neck portion 5, when the hook can be disconnected from the eye.

Fig. 4 shows a somewhat modified form of hook having an enlarged triangular form of base with three perforations instead of two as in Figs. 1, 2, and 3.

Various other slight changes might be made in the general form and arrangement of parts described without departing from my invention, and hence I do not limit myself to the precise details set forth, but consider myself at liberty to make such changes and alterations as fairly fall within the spirit and scope of the appended claim.

Having thus described my invention, what I claim as new and desire to secure by Letters Patent is:

In combination, a hook and an eye, said eye composed of a spring wire bent forming a loop and a restricted neck portion communicating with the loop, and constituting the only break in the wall thereof, the wire being curved in each direction from the restricted portion forming cam faces to ride on the hook to open the restricted portion of the eye, said hook composed of sheet metal comprising a perforated flat body portion for attachment to a garment, a restricted curved neck integral with one end of said body portion and curved backward over the body portion, the last said neck being of a width greater than the neck of the eye, and a head integral with the free end of said neck and positioned over the body and of a greater width than the neck and the loop of

the eye, said head having its edges adjacent the neck at right angles to the longitudinal plane of the body portion, the free ends of said eye flared apart sufficiently far to receive the head between them, substantially as described.

In testimony whereof I have signed my name to this specification in the presence of two subscribing witnesses.

HOLDEN CHESTER McWILLIAMS.

Witnesses:
S. W. FOSTER,
C. E. POTTS.

Copies of this patent may be obtained for five cents each, by addressing the "Commissioner of Patents, Washington, D. C."