



US00D746275S

(12) **United States Design Patent**
Mohammad

(10) **Patent No.:** **US D746,275 S**

(45) **Date of Patent:** **** Dec. 29, 2015**

(54) **MOBILE PHONE CASE**

(71) Applicant: **LAZA WIRELESS LLC**, Houston, TX (US)

(72) Inventor: **Munir Mohammad**, Houston, TX (US)

(73) Assignee: **Laza Wireless LLC**, Houston, TX (US)

(**) Term: **14 Years**

(21) Appl. No.: **29/512,586**

(22) Filed: **Dec. 19, 2014**

(51) **LOC (10) Cl.** **14-03**

(52) **U.S. Cl.** **D14/250**

(58) **Field of Classification Search**
USPC D14/250, 341, 486, 252, 248, 217, 251, D14/496, 253, 138 AD, 138 G, 346, 138 C, D14/138 R, 138 AA, 202; D3/218, 203.2, D3/201; D13/108, 103; 446/72; 455/559, 455/575.8, 556.1, 575.1, 90.3, 128; 439/39, 439/660; 361/679.56, 679.3, 679, 55, 361/679.57; 312/223.1, 351.1; 248/689, 248/351, 465; 206/320, 37, 45.24, 316.2, 206/701, 811; 264/328.1; 29/428; 345/173; 220/212, 560, 622, 692, 782, 784, 788; 292/294, 301, DIG. 47
CPC Y10T 29/49826; A45C 11/00; A45C 2011/002; H04B 1/3888; G06F 1/626
See application file for complete search history.

(56) **References Cited**

U.S. PATENT DOCUMENTS

D597,067 S * 7/2009 Oh D14/203.7
D663,709 S * 7/2012 Kim D14/138 AD
D684,571 S * 6/2013 Akana D14/341
D700,598 S * 3/2014 Kim D14/250

D718,753 S * 12/2014 Akana D14/248
D718,757 S * 12/2014 Jaffee D14/250
D718,758 S * 12/2014 Jaffee D14/250
D719,559 S * 12/2014 Dukerschein D14/250

(Continued)

OTHER PUBLICATIONS

Apple iPhone 6; publicly available in the U.S. prior to Dec. 19, 2014; 1 page.

(Continued)

Primary Examiner — Robert M Spear

Assistant Examiner — Ryan Harvey

(74) *Attorney, Agent, or Firm* — Skaar Ulbrich Macari, P.A.


(57) **CLAIM**

I claim the ornamental design for a mobile phone case, as shown and described.

DESCRIPTION

FIG. 1 is a perspective view of a mobile phone case showing the claimed design in a first embodiment;
FIG. 2 is a front elevational view of FIG. 1;
FIG. 3 is a rear elevational view of FIG. 1;
FIG. 4 is a right side elevational view of FIG. 1;
FIG. 5 is a left side elevational view of FIG. 1;
FIG. 6 is a top plan view of FIG. 1;
FIG. 7 is a bottom plan view of FIG. 1;
FIG. 8 is a perspective view of a mobile phone case showing the claimed design in a second embodiment;
FIG. 9 is a front elevational view of FIG. 8;
FIG. 10 is a rear elevational view of FIG. 8;
FIG. 11 is a right side elevational view of FIG. 8;
FIG. 12 is a left side elevational view of FIG. 8;
FIG. 13 is a top plan view of FIG. 8; and,
FIG. 14 is a bottom plan view of FIG. 8.
The broken lines in the drawings represent unclaimed subject matter and form no part of the claim.

1 Claim, 10 Drawing Sheets



(56)

References Cited

U.S. PATENT DOCUMENTS

D731,481 S * 6/2015 Akana D14/341
D733,693 S * 7/2015 Wang D14/248

OTHER PUBLICATIONS

Apple iPhone 6 plus; publicly available in the U.S. prior to Dec. 19, 2014; 1 page.
Lux Aluminum Ultra-thin Metal Case for iPhone; publicly available in the U.S. prior to Dec. 19, 2014; 2 pages.
Nillkin Frosted Matte Hard Case Cover Shell for iPhone; publicly available in the U.S. prior to Dec. 19, 2014; 4 pages.

Speck Candyshell case for iPhone; publicly available in the U.S. prior to Dec. 19, 2014; 4 pages.
Tudia Slim Lite Soft TPU Case Skin Cover for iPhone; publicly available in the U.S. prior to Dec. 19, 2014; 4 pages.
Ultra-thin Slim Armor Metal Aluminum Bumper for iPhone; publicly available in the U.S. prior to Dec. 19, 2014; 5 pages.
eBay webpage for Matte Black Tough Armor Spigen Case for iPhone http://www.ebay.com/itm/Matte-Black-Tough-Armor-Spigen-Case-for-iPhone-6-4-7-TPU-/261651593749?pt=US_Cell_Phone_PDA_Cases&hash=item3ceba67a15 indicating last updated Nov. 7, 2014; case publicly available in the U.S. prior to Dec. 19, 2014; 5 pages.

* cited by examiner




Fig. 1




Fig. 2

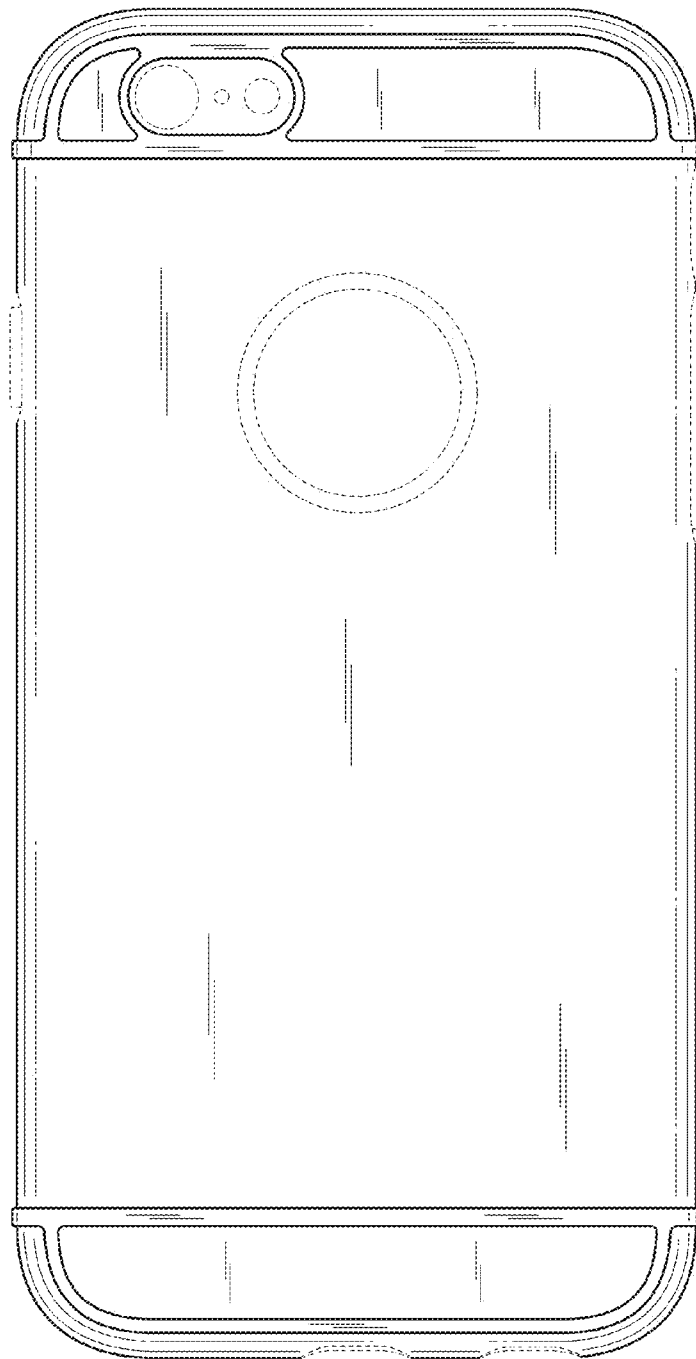


Fig. 3




Fig. 4




Fig. 5




Fig. 6

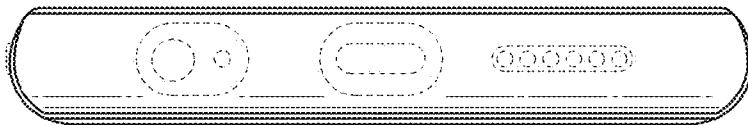


Fig. 7




Fig. 8




Fig. 9




Fig. 10




Fig. 11




Fig. 12




Fig. 13



Fig. 14