



US00D738514S

(12) **United States Design Patent**
Tagami et al.

(10) **Patent No.:** **US D738,514 S**

(45) **Date of Patent:** **** Sep. 8, 2015**

(54) **SKIN PATCH**

(71) Applicant: **3M INNOVATIVE PROPERTIES COMPANY**, Saint Paul, MN (US)

(72) Inventors: **Joichi Tagami**, Ogaki (JP); **Noboru Koda**, Tokyo (JP)

(73) Assignee: **3M INNOVATIVE PROPERTIES COMPANY**, Saint Paul, MN (US)

(**) Term: **14 Years**

(21) Appl. No.: **29/477,089**

(22) Filed: **Dec. 19, 2013**

(30) **Foreign Application Priority Data**

Jun. 27, 2013 (JP) 2013-014588

(51) **LOC (10) Cl.** **24-04**

(52) **U.S. Cl.**
USPC **D24/189**

(58) **Field of Classification Search**
USPC D24/124, 126, 127, 187-192, 199, 200, D24/206, 214, 231; D28/7, 8, 57-59, 78; 602/14, 26, 36, 42, 44, 54, 57-60, 62, 602/63, 79; 604/379, 384
CPC A61F 13/02; A61F 13/0203; A61F 2013/00897; A61F 2013/0054; A61F 2013/00646; A61F 2013/00757; A61F 2013/008; A61F 2013/00817
See application file for complete search history.

(56) **References Cited**

U.S. PATENT DOCUMENTS

4,688,562 A * 8/1987 Buchan et al. 128/889
D403,424 S * 12/1998 Taylor et al. D24/190
D425,992 S * 5/2000 Davis et al. D24/189
D543,622 S * 5/2007 Lash et al. D24/124
D618,812 S * 6/2010 Beckwith et al. D24/190

D619,267 S * 7/2010 Beckwith et al. D24/190
D621,518 S * 8/2010 Arbesman et al. D24/189
D642,693 S * 8/2011 Molter-Gawel et al. D24/189
D673,279 S * 12/2012 Huttner D24/189
D674,097 S * 1/2013 Nichols D24/190
D674,098 S * 1/2013 Nichols D24/190
D674,493 S * 1/2013 Nichols D24/190
D681,833 S * 5/2013 Samlaska D24/189
D690,019 S * 9/2013 Nichols D24/190

FOREIGN PATENT DOCUMENTS

JP D744941 10/1988
JP H1-9553 3/1989
JP D922498 3/1995
JP D1060796 2/2000
JP D1091459 11/2000
JP D1206673 5/2004
JP D1249408 8/2005
JP D1269361 4/2006

(Continued)

Primary Examiner — Robert M Spear
Assistant Examiner — Darcey E Heflin

(74) *Attorney, Agent, or Firm* — 3M Innovative Properties Company

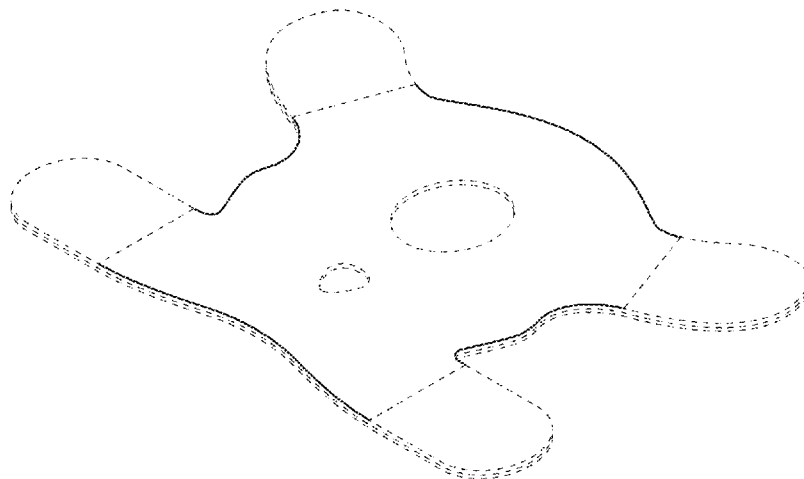
(57) **CLAIM**

The ornamental design for a skin patch, as shown and described.

DESCRIPTION

FIG. 1 is a perspective view showing the new design for a skin patch;
FIG. 2 is a top view thereof;
FIG. 3 is a bottom view thereof;
FIG. 4 is a left view thereof, the right view is a mirror image thereof;
FIG. 5 is a rear view thereof; and,
FIG. 6 is a front view thereof.
In the drawings, the broken lines depict environmental subject matter only and form no part of the claim.

1 Claim, 2 Drawing Sheets



(56)

References Cited

FOREIGN PATENT DOCUMENTS

JP	D1287546	12/2006
JP	D1313064	10/2007
JP	D1322034	2/2008
JP	D1340383	9/2008
JP	D1364673	2/2009
JP	D1361404	6/2009

JP	D1364674	7/2009
JP	D1389468	6/2010
JP	D1400271	11/2010
JP	D1403402	12/2010
JP	D1427248	11/2011
JP	D1429932	12/2011
JP	D1451271	9/2012
JP	U3178703	9/2012
TW	D147811	6/2012

* cited by examiner

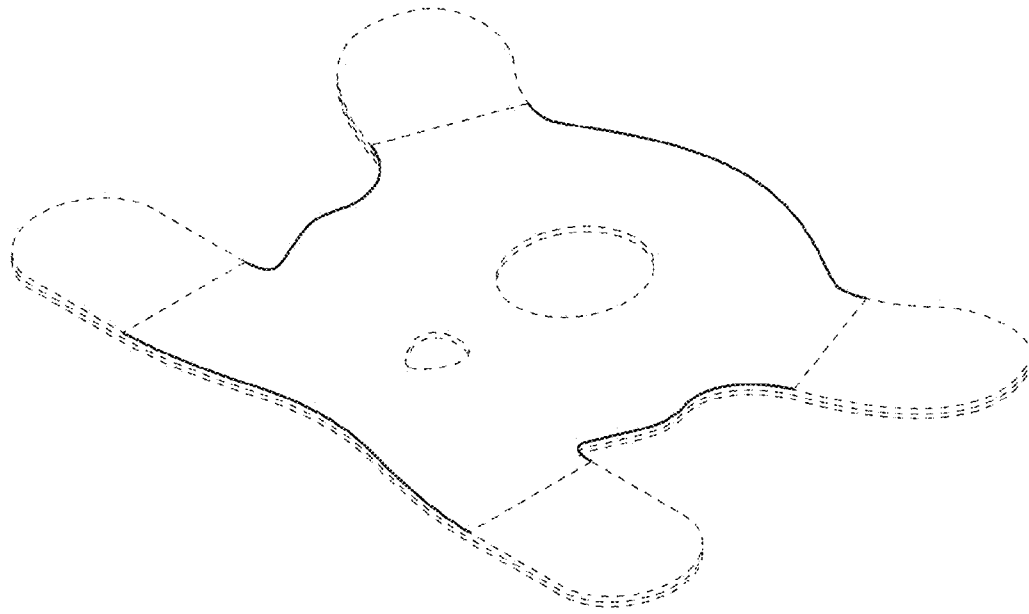


Fig. 1

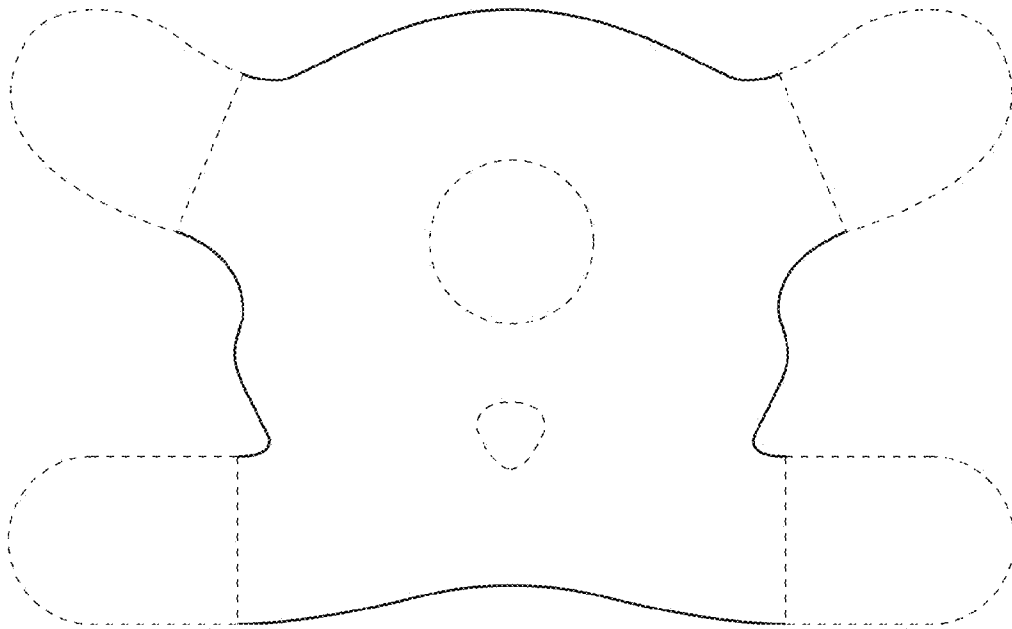


Fig. 2

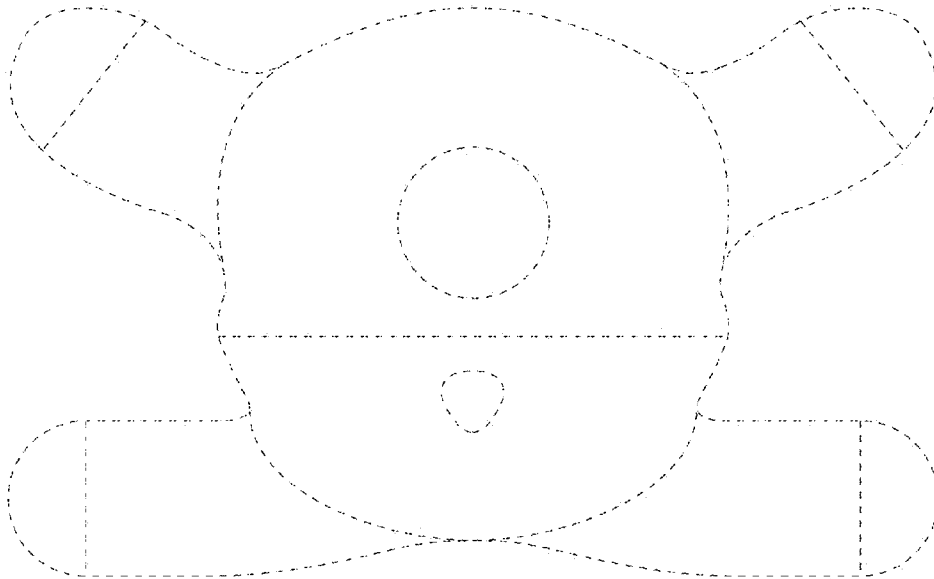


Fig. 3



Fig. 4




Fig. 5




Fig. 6