



US00D890476S

(12) **United States Design Patent**  
**Allison**

(10) **Patent No.:** **US D890,476 S**

(45) **Date of Patent:** **\*\* Jul. 21, 2020**

(54) **HAT**

(71) Applicant: **Logan Miles Allison**, Frisco, TX (US)

(72) Inventor: **Logan Miles Allison**, Frisco, TX (US)

(\*\*) Term: **15 Years**

(21) Appl. No.: **29/687,630**

(22) Filed: **Apr. 15, 2019**

D128,998 S	8/1941	Maxwell et al.	
D130,151 S *	10/1941	Maxwell et al.	D2/887
D130,152 S *	10/1941	Maxwell et al.	D2/887
D130,182 S *	10/1941	Maxwell et al.	D2/887
D130,283 S *	11/1941	Maxwell et al.	D2/887
D132,412 S *	5/1942	Stack	D2/887
D135,111 S	2/1943	Rotthaus	
D136,499 S *	10/1943	Cookman	D2/882
D136,605 S	11/1943	Christensen	
2,350,728 A *	6/1944	Conley	A42B 1/002 2/175.4

(Continued)

**Related U.S. Application Data**

(62) Division of application No. 29/669,814, filed on Nov. 12, 2018.

(51) **LOC (12) Cl.** ..... **02-03**

(52) **U.S. Cl.** ..... **D2/865; D2/887**

(58) **Field of Classification Search**

USPC ..... D2/865, 866, 875, 876, 877, 878, 879,  
D2/880, 881, 882, 883, 884, 885, 886,  
D2/887, 888, 891, 893; D11/103

CPC ..... A42B 1/00; A42B 1/002; A42B 1/004;  
A42B 1/006; A42B 1/02; A42B 1/061;  
A42B 1/062; A42B 1/063; A42B 1/14;  
A42B 1/201; A42B 1/225

See application file for complete search history.

(56) **References Cited**

**U.S. PATENT DOCUMENTS**

D42,438 S *	4/1912	Mundheim	D2/886
D98,961 S *	3/1936	Reynolds	D2/887
D102,920 S *	1/1937	Rosen	D2/865
D114,252 S *	4/1939	Scheuer	D2/887
D124,138 S	12/1940	Bushwick	
D124,154 S *	12/1940	Kartyiganer	D2/887
D128,805 S	8/1941	Stack et al.	
D128,806 S *	8/1941	Maxwell et al.	D2/887
D128,809 S *	8/1941	Maxwell et al.	D2/887
D128,810 S	8/1941	Stack et al.	

**OTHER PUBLICATIONS**

The Heart Hatter, [online photo]; [photo published to the Internet on Mar. 15, 2018]; [retrieved from the Internet on Feb. 1, 2019]; URL: <https://www.instagram.com/BgXINVE52h/>. (1 pg.). (Year:2018).

(Continued)

*Primary Examiner* — Karen S Acker  
*Assistant Examiner* — Jasmine Mlinarcik

(57) **CLAIM**

The ornamental design for a hat, as shown and described.

**DESCRIPTION**

FIG. 1 is a perspective view of a hat, showing my new design;

FIG. 2 is a right view of FIG. 1, the left view being a mirror image thereof;

FIG. 3 is a top plan view of FIG. 1;

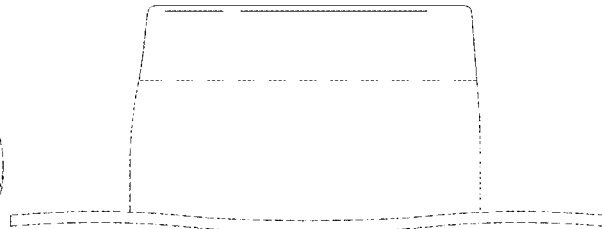
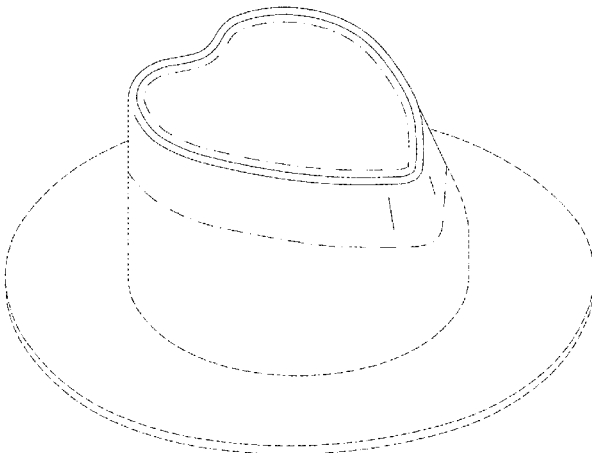
FIG. 4 is a bottom plan view of FIG. 1;

FIG. 5 is a front elevation view of FIG. 1; and,

FIG. 6 is a rear elevation view of FIG. 1.

The evenly spaced broken lines depict portions of the hat that form no part of the claimed design. The dot-dash-dot broken lines define the bounds of the claim and form no part of the claimed design.

**1 Claim, 4 Drawing Sheets**





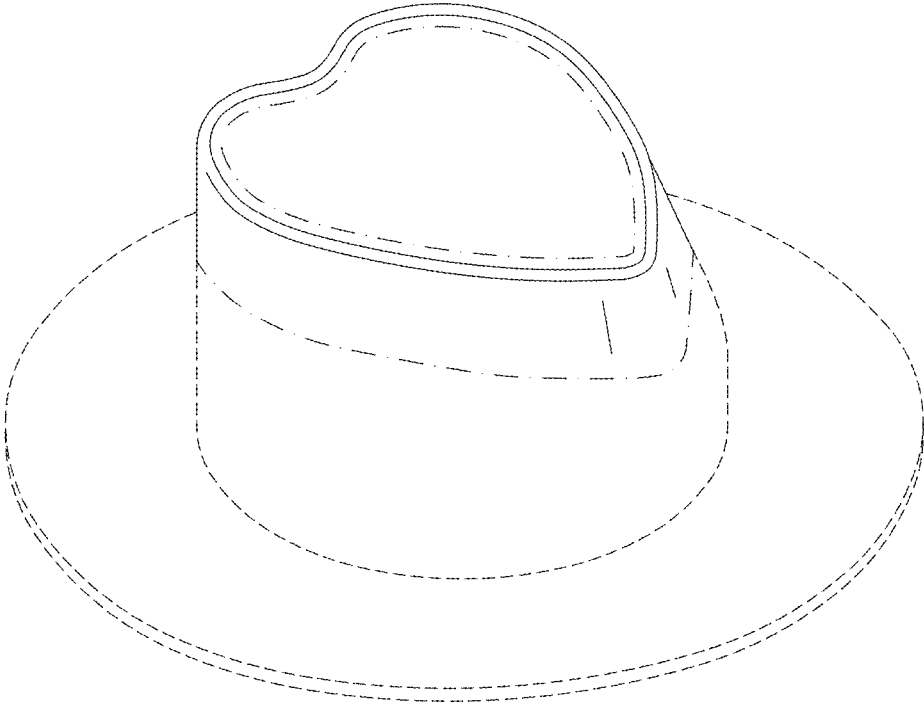


FIG. 1




FIG. 2

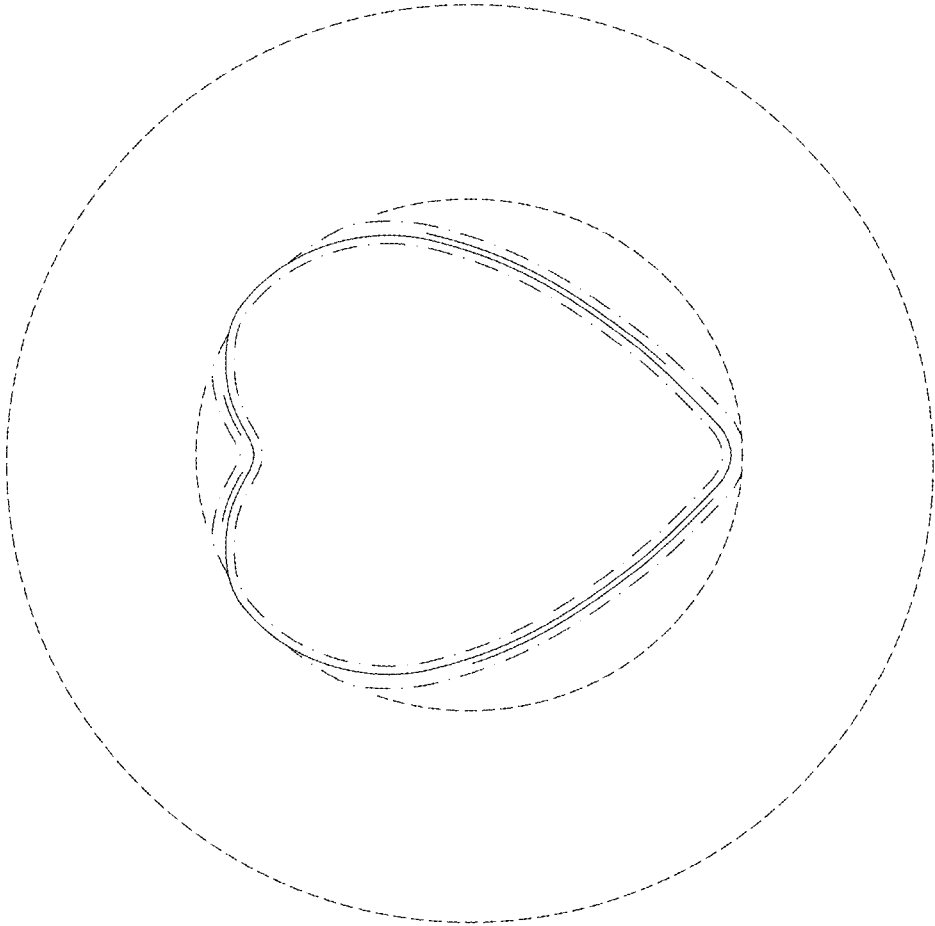


FIG. 3

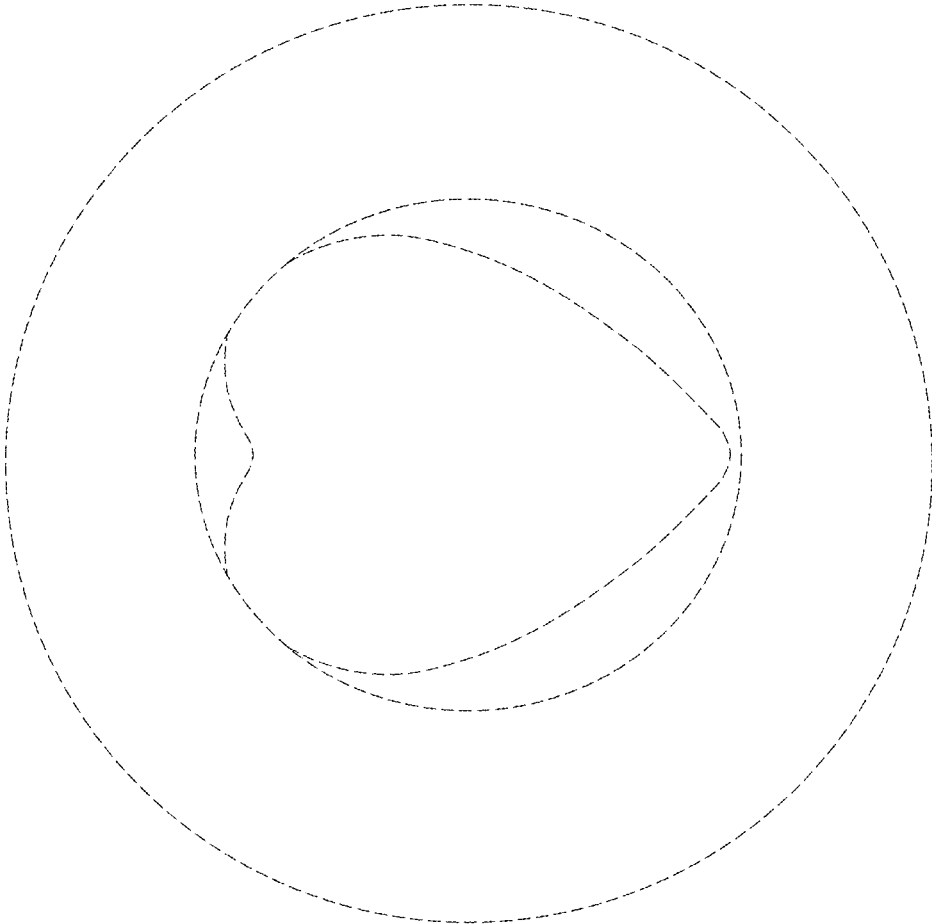


FIG. 4

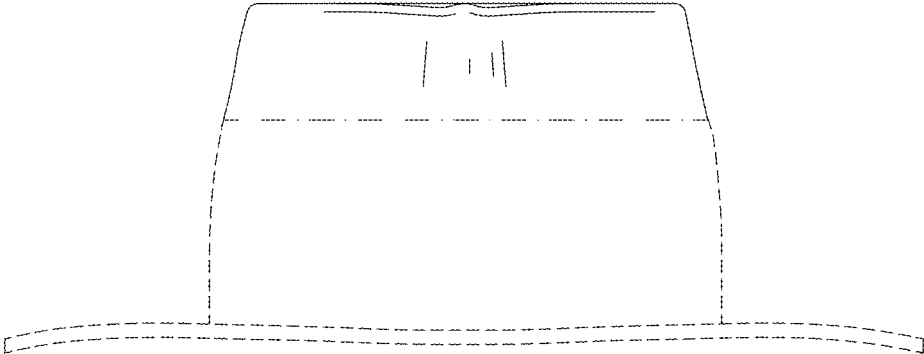


FIG. 5

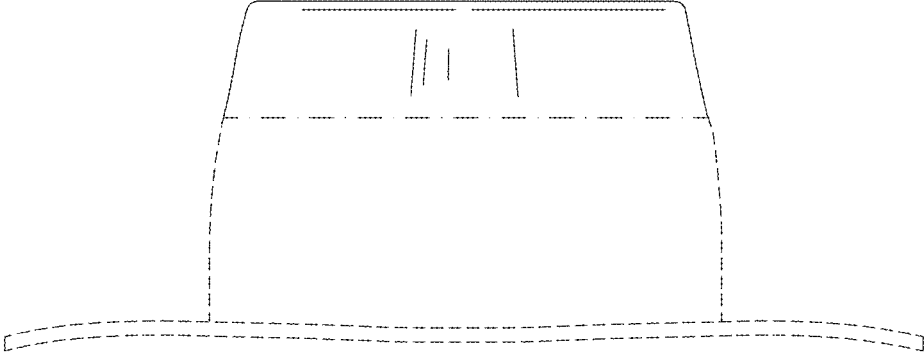


FIG. 6