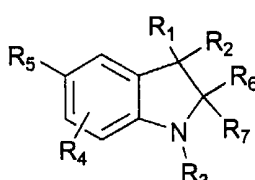




## INTERNATIONAL APPLICATION PUBLISHED UNDER THE PATENT COOPERATION TREATY (PCT)

<p>(51) International Patent Classification <sup>7</sup> : <b>C07D 209/08, A61K 31/404, A61P 5/36</b></p>	<p><b>A1</b></p>	<p>(11) International Publication Number: <b>WO 00/66554</b></p> <p>(43) International Publication Date: 9 November 2000 (09.11.00)</p>
<p>(21) International Application Number: PCT/US00/11464</p> <p>(22) International Filing Date: 1 May 2000 (01.05.00)</p> <p>(30) Priority Data: 60/183,061 4 May 1999 (04.05.99) US 09/552,352 19 April 2000 (19.04.00) US</p> <p>(63) Related by Continuation (CON) or Continuation-in-Part (CIP) to Earlier Application US 09/552,352 (CON) Filed on 19 April 2000 (19.04.00)</p> <p>(71) Applicants (for all designated States except US): AMERICAN HOME PRODUCTS CORPORATION [US/US]; Five Giralda Farms, Madison, NJ 07840 (US). LIGAND PHARMACEUTICALS, INC. [US/US]; 10275 Science Center Drive, San Diego, CA 92121 (US).</p> <p>(72) Inventors; and (75) Inventors/Applicants (for US only): ULLRICH, John, W. [US/US]; 62 Aspen Way, Schwenksville, PA 19473 (US). FENSOME, Andrew [GB/US]; 779 Trepahny Lane, Wayne, PA 19087 (US). ZHI, Lin [CN/US]; 7794 Roan Road, San Diego, CA 92129 (US). JONES, Todd, K.</p>	<p>[US/US]; 546 Marview Drive, Solana Beach, CA 92075 (US). MARSCHKE, Keith, B. [US/US]; 12565 Escala Drive, San Diego, CA 92128 (US). TEGLEY, Christopher, M. [US/US]; 478 Thunderhead Street, Thousand Oaks, CA 91360 (US).</p> <p>(74) Agents: KODROFF, Cathy, A. et al.; Howson and Howson, Spring House Corporate Center, P.O. Box 457, Spring House, PA 19477 (US).</p> <p>(81) Designated States: AE, AG, AL, AM, AT, AU, AZ, BA, BB, BG, BR, BY, CA, CH, CN, CR, CU, CZ, DE, DK, DM, DZ, EE, ES, FI, GB, GD, GE, GH, GM, HR, HU, ID, IL, IN, IS, JP, KE, KG, KP, KR, KZ, LC, LK, LR, LS, LT, LU, LV, MA, MD, MG, MK, MN, MW, MX, NO, NZ, PL, PT, RO, RU, SD, SE, SG, SI, SK, SL, TJ, TM, TR, TT, TZ, UA, UG, US, UZ, VN, YU, ZA, ZW, ARIPO patent (GH, GM, KE, LS, MW, SD, SL, SZ, TZ, UG, ZW), Eurasian patent (AM, AZ, BY, KG, KZ, MD, RU, TJ, TM), European patent (AT, BE, CH, CY, DE, DK, ES, FI, FR, GB, GR, IE, IT, LU, MC, NL, PT, SE), OAPI patent (BF, BJ, CF, CG, CI, CM, GA, GN, GW, ML, MR, NE, SN, TD, TG).</p> <p><b>Published</b> <i>With international search report. Before the expiration of the time limit for amending the claims and to be republished in the event of the receipt of amendments.</i></p>	
<p>(54) Title: 3,3-SUBSTITUTED INDOLINE DERIVATIVES</p>		
<div style="text-align: center;">  <p>(I)</p> </div>		
<p>(57) Abstract</p> <p>A compound of formula (I) and pharmaceutical compositions thereof useful as progesterone receptor antagonist wherein: R<sub>1</sub> and R<sub>2</sub> are H, OH, OAc, alkylaryl, alkylheteroaryl, 1-propynyl, optionally substituted alkyl, O(alkyl), aryl, heteroaryl; or R<sub>1</sub> and R<sub>2</sub> are joined to form a ring, a double bond to CMe<sub>2</sub>; C(cycloalkyl), O, C(cycloether); R<sub>3</sub> = H, OH, NH<sub>2</sub>, COR<sup>A</sup>, or optionally substituted alkenyl or alkynyl; R<sup>A</sup> = H, optionally substituted alkyl, alkoxy, aminoalkyl; R<sub>4</sub> = H, halo, CN, NH<sub>2</sub>, optionally substituted alkyl, alkoxy, or aminoalkyl; R<sub>5</sub> = optionally substituted phenyl, a 5- or 6-membered heterocycle; a 4- or 7-substituted indole or a substituted benzothiophene.</p>		

**FOR THE PURPOSES OF INFORMATION ONLY**

Codes used to identify States party to the PCT on the front pages of pamphlets publishing international applications under the PCT.

AL	Albania	ES	Spain	LS	Lesotho	SI	Slovenia
AM	Armenia	FI	Finland	LT	Lithuania	SK	Slovakia
AT	Austria	FR	France	LU	Luxembourg	SN	Senegal
AU	Australia	GA	Gabon	LV	Latvia	SZ	Swaziland
AZ	Azerbaijan	GB	United Kingdom	MC	Monaco	TD	Chad
BA	Bosnia and Herzegovina	GE	Georgia	MD	Republic of Moldova	TG	Togo
BB	Barbados	GH	Ghana	MG	Madagascar	TJ	Tajikistan
BE	Belgium	GN	Guinea	MK	The former Yugoslav Republic of Macedonia	TM	Turkmenistan
BF	Burkina Faso	GR	Greece			TR	Turkey
BG	Bulgaria	HU	Hungary	ML	Mali	TT	Trinidad and Tobago
BJ	Benin	IE	Ireland	MN	Mongolia	UA	Ukraine
BR	Brazil	IL	Israel	MR	Mauritania	UG	Uganda
BY	Belarus	IS	Iceland	MW	Malawi	US	United States of America
CA	Canada	IT	Italy	MX	Mexico	UZ	Uzbekistan
CF	Central African Republic	JP	Japan	NE	Niger	VN	Viet Nam
CG	Congo	KE	Kenya	NL	Netherlands	YU	Yugoslavia
CH	Switzerland	KG	Kyrgyzstan	NO	Norway	ZW	Zimbabwe
CI	Côte d'Ivoire	KP	Democratic People's Republic of Korea	NZ	New Zealand		
CM	Cameroon	KR	Republic of Korea	PL	Poland		
CN	China	KZ	Kazakstan	PT	Portugal		
CU	Cuba	LC	Saint Lucia	RO	Romania		
CZ	Czech Republic	LI	Liechtenstein	RU	Russian Federation		
DE	Germany	LK	Sri Lanka	SD	Sudan		
DK	Denmark	LR	Liberia	SE	Sweden		
EE	Estonia			SG	Singapore		

### 3,3-SUBSTITUTED INDOLINE DERIVATIVES

#### Field of the Invention

This invention relates to compounds which are antagonists of the progesterone  
5 receptor, their preparation and utility.

#### Background of the Invention

Intracellular receptors (IR) form a class of structurally related gene regulators known as "ligand dependent transcription factors" (R. M. Evans, *Science*, **240**, 889,  
10 1988). The steroid receptor family is a subset of the IR family, including progesterone receptor (PR), estrogen receptor (ER), androgen receptor (AR), glucocorticoid receptor (GR), and mineralocorticoid receptor (MR).

The natural hormone, or ligand, for the PR is the steroid progesterone, but synthetic compounds, such as medroxyprogesterone acetate or levonorgestrel, have  
15 been made which also serve as ligands. Once a ligand is present in the fluid surrounding a cell, it passes through the membrane *via* passive diffusion, and binds to the IR to create a receptor/ligand complex. This complex binds to specific gene promoters present in the cell's DNA. Once bound to the DNA the complex modulates the production of mRNA and protein encoded by that gene.

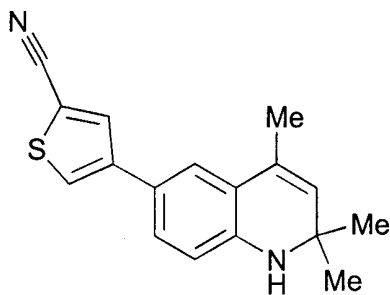
20 A compound that binds to an IR and mimics the action of the natural hormone is termed an agonist, whilst a compound which inhibits the effect of the hormone is an antagonist.

PR antagonists may be used in contraception. In this context they may be administered alone (Ulmann, et al, *Ann. N.Y. Acad. Sci.*, **261**, 248, 1995), in  
25 combination with a PR agonist (Kekkonen, et al, *Fertility and Sterility*, **60**, 610, 1993) or in combination with a partial ER antagonist such as tamoxifen (WO 96/19997, published July 4, 1996).

PR antagonists may also be useful for the treatment of hormone dependent breast cancers (Horwitz, et al, *Horm. Cancer*, 283, pub: Birkhaeuser, Boston, Mass.,  
30 ed. Vedeckis) as well as uterine and ovarian cancers. PR antagonists may also be

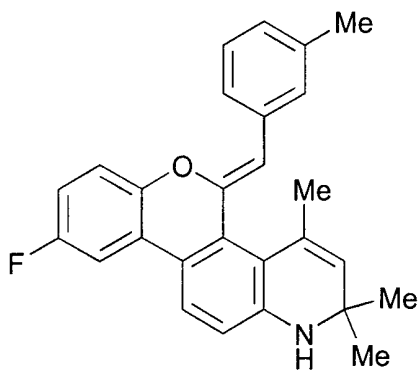
useful for the treatment of non-malignant chronic conditions such as fibroids (Murphy, et al, *J. Clin. Endo. Metab.*, **76**, 513, 1993) and endometriosis (Kettel, et al, *Fertility and Sterility*, **56**, 402, 1991). PR antagonists may further be useful in hormone replacement therapy for post menopausal patients in combination with a  
5 partial ER antagonist such as tamoxifen (U.S. Patent No. 5,719,136). PR antagonists, such as mifepristone and onapristone, have been shown to be effective in a model of hormone dependent prostate cancer, which may indicate their utility in the treatment of this condition in men (Michna, et al, *Ann. N.Y. Acad. Sci.*, **761**, 224, 1995).

Jones, et al, (U.S. Patent No. 5,688,810) describe the PR antagonist  
10 dihydroquinoline A.



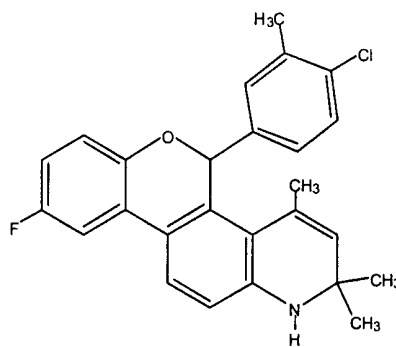
A

Jones, et al, described the enol ether B (U.S. Patent No. 5,693,646) as a PR  
ligand.

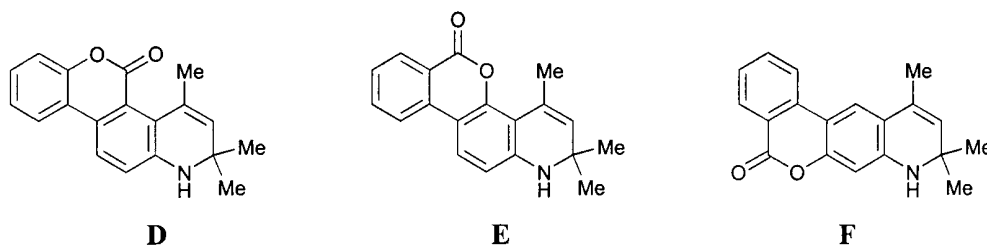


B

Jones, *et al*, described compound **C** (U.S. Patent No. 5,696,127) as a PR ligand.

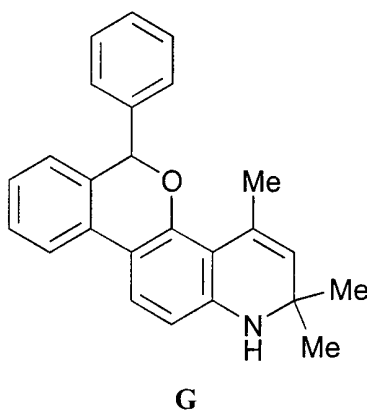
**C**

5        Zhi, *et al*, described lactones **D**, **E** and **F** as PR antagonists (*J. Med. Chem.*, 41, 291, 1998).



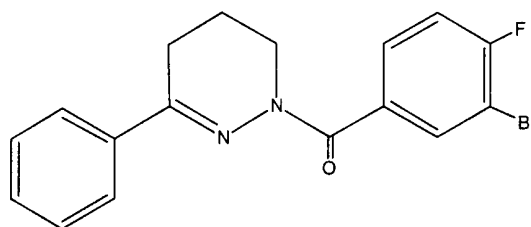
10

Zhi, *et al*, described the ether **G** as a PR antagonist (*J. Med. Chem.*, 41, 291, 1998).



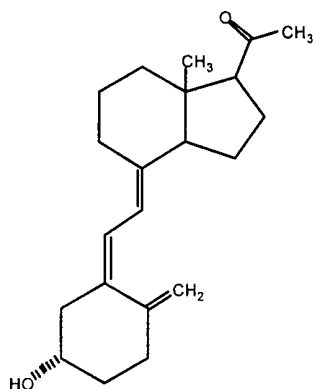
4

Combs, *et al.*, disclosed the amide **H** as a ligand for the PR (*J. Med. Chem.*, **38**, 4880, 1995).

**H**

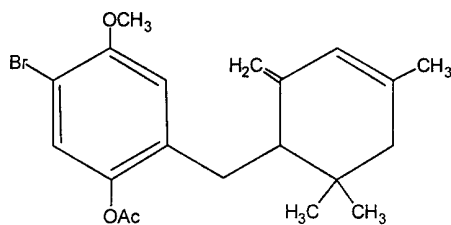
5

Perlman, *et al.*, described the vitamin D analog **I** as a PR ligand (*Tet. Letters*, **35**, 2295, 1994).

**I**

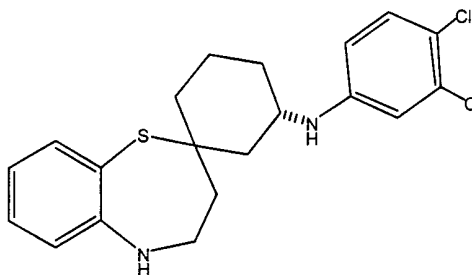
10

Hamann, *et al.*, described the PR antagonist **J** (*Ann. N.Y. Acad. Sci.*, **761**, 383, 1995).

**J**

5

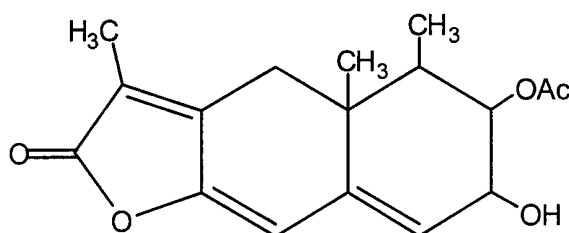
Chen, *et al.*, described the PR antagonist **K** (Chen, *et al.*, POI-37, 16<sup>th</sup> Int. Cong. Het. Chem., Montana, 1997).



5

**K**

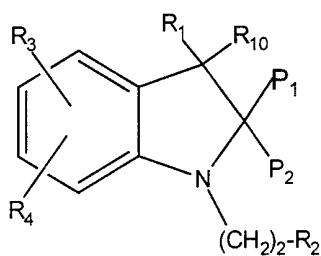
Kurihari, *et al.*, described the PR ligand **L** (*J. Antibiotics*, **50**, 360, 1997).



10

**L**

Elliott (Smith Kline Beecham) claimed the generic indoline **M** as potential endothelin receptor antagonists (WO 94/14434). The patent does not claim indolines and lacks the appropriate 5-aryl substitution, i.e. CN and NO<sub>2</sub>.

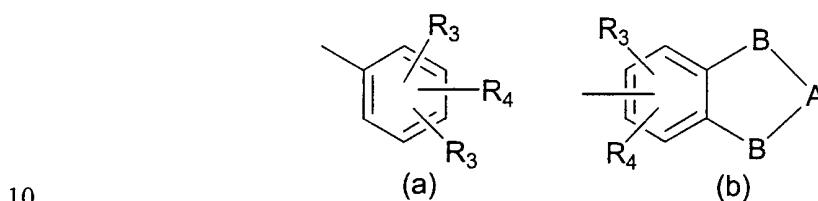


15

**M**

R<sub>1</sub>, R<sub>10</sub>, P<sub>1</sub> and P<sub>2</sub> = H, 1-8 C alkyl, Ph  
 n = 0  
 R<sub>3</sub> = H  
 R<sub>2</sub> = H  
 R<sub>4</sub> = Ar (substituted)

wherein:  $R_4 = H, Ar, R_{11}, OH, 1-5 \text{ C alkoxy (opt. substd. by OH, OMe or halogen),}$   
 $-S(O)_q R_{11}, N(R_6)_2, XR_{11}, \text{ halogen or } NHCOR_6;$   $X = (CH_2)_n, O, NR_6 \text{ or } S(O)_q;$   $n = 0-6;$   
 $q = 0-2; R_6 = H \text{ or } 1-4 \text{ C alkyl; } R_{11} = 1-8 \text{ C alkyl, } 2-8 \text{ C alkenyl or } 2-8 \text{ C alkynyl (all}$   
 5 (i) opt. substd. phenyl or benzo-fused gp. of (a) or (b); or  
 (ii) naphthyl, indoyl, pyridyl, thienyl, oxazolindyl, oxazolyl, thiazolyl, isothiazolyl,  
 pyrazolyl, triazolyl, tetrazolyl, imidazolyl, imidazolidinyl, thiazolidinyl, isoxazolyl,  
 oxadiazolyl, thiadiazolyl, morpholinyl, piperidinyl, pyrrolyl or pyrimidyl, all opt.  
 substd. by one or more  $R_1$  or  $R_2$  groups.



$A = CO \text{ or } (C(R_6)_2)_m$   $B = CH_2 \text{ or } O$

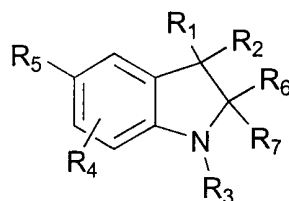
15

### Description of the Invention

The compounds of this invention have been shown to act as competitive inhibitors of progesterone binding to the PR and act as antagonists in functional models, either/or *in-vitro* and *in-vivo*. These compounds may be used for contraception, in the treatment and/or prevention of fibroids, including uterine  
 20 fibroids, endometriosis, breast, uterine, ovarian and prostate cancer, and post menopausal hormone replacement therapy. This invention also particularly relates to methods of using these compounds in the inducement of contraception and the treatment and/or prevention of benign and malignant neoplastic disease. Such diseases may include, without limitation, benign prostatic hypertrophy, carcinomas  
 25 and adenocarcinomas of the endometrium, ovary, breast, colon, prostate, pituitary, meningioma and other hormone-dependent tumors.

Compounds of this invention include compounds of the formula I:

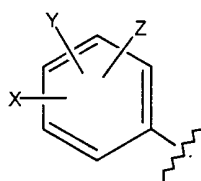




I

wherein:

- 5             $R_1$  and  $R_2$  are chosen independently from H, alkyl, substituted alkyl; OH; O(alkyl); O(substituted alkyl); OAc; aryl; optionally substituted aryl; heteroaryl; optionally substituted heteroaryl; alkylaryl; alkylheteroaryl; 1-propynyl; or 3-propynyl;
- or  $R_1$  and  $R_2$  are joined to form a ring comprising one of the following:
- 10     $-\text{CH}_2(\text{CH}_2)_n\text{CH}_2-$ ;  $-\text{CH}_2\text{CH}_2\text{CMe}_2\text{CH}_2\text{CH}_2-$ ;  $-\text{O}(\text{CH}_2)_m\text{CH}_2-$ ;  $\text{O}(\text{CH}_2)_p\text{O}-$ ;  
 $-\text{CH}_2\text{CH}_2\text{OCH}_2\text{CH}_2-$ ;  $-\text{CH}_2\text{CH}_2\text{N}(\text{H or alkyl})\text{CH}_2\text{CH}_2-$ ;  
 $n$  is an integer from 0 to 5;  
 $m$  is an integer from 1 to 4;  
 $p$  is an integer from 1 to 4;
- 15            or  $R_1$  and  $R_2$  together comprise a double bond to  $=\text{C}(\text{CH}_3)_2$ ;  $=\text{C}(\text{C}_3-\text{C}_6$  cycloalkyl),  $=\text{O}$ , or  $=\text{C}(\text{cycloether})$ , wherein cycloether is selected from tetrahydrofuranyl or hexahydropyranyl;
- $R_3$  is H, OH,  $\text{NH}_2$ ,  $\text{C}_1$  to  $\text{C}_6$  alkyl, substituted  $\text{C}_1$  to  $\text{C}_6$  alkyl,  $\text{C}_3$  to  $\text{C}_6$  alkenyl, alkynyl or substituted alkynyl, or  $\text{COR}^A$ ;
- 20             $R^A =$  H,  $\text{C}_1$  to  $\text{C}_3$  alkyl, substituted  $\text{C}_1$  to  $\text{C}_3$  alkyl,  $\text{C}_1$  to  $\text{C}_3$  alkoxy, substituted  $\text{C}_1$  to  $\text{C}_3$  alkoxy,  $\text{C}_1$  to  $\text{C}_3$  aminoalkyl, or substituted  $\text{C}_1$  to  $\text{C}_3$  aminoalkyl;
- $R_4 =$  H, halogen, CN,  $\text{NH}_2$ ,  $\text{C}_1$  to  $\text{C}_6$  alkyl, substituted  $\text{C}_1$  to  $\text{C}_6$  alkyl,  $\text{C}_1$  to  $\text{C}_6$  alkoxy, substituted  $\text{C}_1$  to  $\text{C}_6$  alkoxy,  $\text{C}_1$  to  $\text{C}_6$  aminoalkyl, or substituted  $\text{C}_1$  to  $\text{C}_6$  aminoalkyl;
- 25             $R_5$  is selected from the groups a), b) or c):
- a)  $R_5$  is a trisubstituted benzene ring containing the substituents X, Y and Z as shown below:



X is selected from halogen, OH, CN, C<sub>1</sub> to C<sub>3</sub> alkyl, substituted C<sub>1</sub> to C<sub>3</sub> alkyl, C<sub>1</sub> to C<sub>3</sub> alkoxy, substituted C<sub>1</sub> to C<sub>3</sub> alkoxy, C<sub>1</sub> to C<sub>3</sub> thioalkyl, substituted C<sub>1</sub> to C<sub>3</sub> thioalkyl, S(O)alkyl, S(O)<sub>2</sub>alkyl, C<sub>1</sub> to C<sub>3</sub> aminoalkyl, substituted C<sub>1</sub> to C<sub>3</sub> aminoalkyl, NO<sub>2</sub>, C<sub>1</sub> to C<sub>3</sub> perfluoroalkyl, 5 or 6 membered heterocyclic ring containing 1 to 3 heteroatoms, COR<sup>B</sup>, OCOR<sup>B</sup>, or NR<sup>C</sup>COR<sup>B</sup>;

R<sup>B</sup> is H, C<sub>1</sub> to C<sub>3</sub> alkyl, substituted C<sub>1</sub> to C<sub>3</sub> alkyl, aryl, substituted aryl, C<sub>1</sub> to C<sub>3</sub> alkoxy, substituted C<sub>1</sub> to C<sub>3</sub> alkoxy, C<sub>1</sub> to C<sub>3</sub> aminoalkyl, or substituted C<sub>1</sub> to C<sub>3</sub> aminoalkyl;

R<sup>C</sup> is H, C<sub>1</sub> to C<sub>3</sub> alkyl, or substituted C<sub>1</sub> to C<sub>3</sub> alkyl:

Y and Z are independent substituents taken from the group including H, halogen, CN, NO<sub>2</sub>, C<sub>1</sub> to C<sub>3</sub> alkoxy, C<sub>1</sub> to C<sub>3</sub> alkyl, or C<sub>1</sub> to C<sub>3</sub> thioalkyl; or

b) R<sub>5</sub> is a five or six membered ring with 1, 2, or 3 heteroatoms from the group including O, S, SO, SO<sub>2</sub> or NR<sub>6</sub> and containing one or two independent substituents from the group including H, halogen, CN, NO<sub>2</sub> and C<sub>1</sub> to C<sub>3</sub> alkyl, C<sub>1</sub> to C<sub>3</sub> alkoxy, C<sub>1</sub> to C<sub>3</sub> aminoalkyl, COR<sup>D</sup>, or NR<sup>E</sup>COR<sup>D</sup>;

R<sup>D</sup> is H, C<sub>1</sub> to C<sub>3</sub> alkyl, substituted C<sub>1</sub> to C<sub>3</sub> alkyl, aryl, substituted aryl, C<sub>1</sub> to C<sub>3</sub> alkoxy, substituted C<sub>1</sub> to C<sub>3</sub> alkoxy, C<sub>1</sub> to C<sub>3</sub> aminoalkyl, or substituted C<sub>1</sub> to C<sub>3</sub> aminoalkyl;

R<sup>E</sup> is H, C<sub>1</sub> to C<sub>3</sub> alkyl, or substituted C<sub>1</sub> to C<sub>3</sub> alkyl;

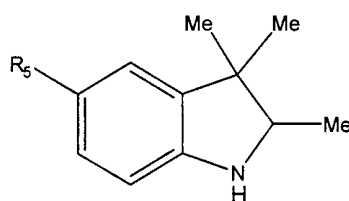
R<sub>6</sub> is H or C<sub>1</sub> to C<sub>3</sub> alkyl;

or

c) R<sup>5</sup> is an indol-4-yl, indol-7-yl or benzo-2-thiophene moiety, the moiety being optionally substituted by from 1 to 3 substituents selected from halogen, lower alkyl, CN, NO<sub>2</sub>, lower alkoxy, or CF<sub>3</sub>; wherein R<sub>6</sub> and R<sub>7</sub> are independently chosen

from H, methyl, ethyl, propyl, butyl, iso-propyl, iso-butyl, cyclohexyl, aryl, substituted aryl, heteroaryl, or substituted heteroaryl;  
or pharmaceutically acceptable salt thereof.

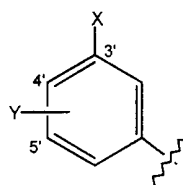
5 A preferred set of compounds of this invention is depicted by structure **II**:



**II**

wherein:

10  $R_5$  is a disubstituted benzene ring containing the substituents X, and Y as shown below:

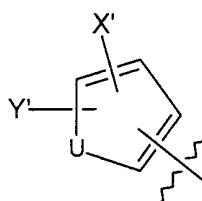


X is selected from halogen, CN,  $C_1$  to  $C_3$  alkoxy,  $C_1$  to  $C_3$  alkyl,  $NO_2$ ,  $C_1$  to  $C_3$  perfluoroalkyl, 5-membered heterocyclic ring containing 1 to 3 heteroatoms, or  $C_1$  to  
15  $C_3$  thioalkoxy;

Y is a substituent on the 4' or 5' position selected from H, halogen, CN,  $NO_2$ ,  $C_1$  to  $C_3$  alkoxy,  $C_1$  to  $C_4$  alkyl, or  $C_1$  to  $C_3$  thioalkyl;

or

$R_5$  is a five membered ring having the structure:



U is O, S, or NR<sub>6</sub>,

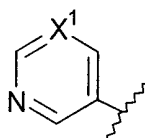
R<sub>6</sub> is H, or C<sub>1</sub> to C<sub>3</sub> alkyl, or C<sub>1</sub> to C<sub>4</sub> CO<sub>2</sub>alkyl;

X' is selected from halogen, CN, NO<sub>2</sub>, C<sub>1</sub> to C<sub>3</sub> alkyl or C<sub>1</sub> to C<sub>3</sub> alkoxy;

Y' is selected from the group H, F, CN, NO<sub>2</sub> or C<sub>1</sub> to C<sub>4</sub> alkyl;

5 or

R<sub>5</sub> is a six-membered ring with the structure:



X<sup>1</sup> is N or CX<sup>2</sup>;

X<sup>2</sup> is halogen, CN or NO<sub>2</sub>;

10 or pharmaceutically acceptable salt thereof.

The compounds of this invention may contain an asymmetric carbon atom and some of the compounds of this invention may contain one or more asymmetric centers and may thus give rise to optical isomers and diastereomers. While shown without respect to stereochemistry in Formulas I and II, the present invention includes  
 15 such optical isomers and diastereomers; as well as the racemic and resolved, enantiomerically pure R and S stereoisomers; as well as other mixtures of the R and S stereoisomers and pharmaceutically acceptable salts thereof.

The term "alkyl" is used herein to refer to both straight- and branched-chain saturated aliphatic hydrocarbon groups having 1 to 8 carbon atoms, preferably 1 to 6  
 20 carbon atoms; "alkenyl" is intended to include both straight- and branched-chain alkyl group with 1 or 2 carbon-carbon double bonds and containing 2 to 8 carbon atoms, preferably 2 to 6 carbon atoms; "alkynyl" group is intended to cover both straight- and branched-chain alkyl group with at least 1 or 2 carbon-carbon triple bonds and containing 2 to 8 carbon atoms, preferably 2 to 6 carbon atoms.

25 The terms "substituted alkyl", "substituted alkenyl", and "substituted alkynyl" refer to alkyl, alkenyl, and alkynyl as just described having one or more substituents from the group including halogen, CN, OH, NO<sub>2</sub>, amino, aryl, heterocyclic, substituted aryl, substituted heterocyclic, alkoxy, aryloxy, substituted

alkyloxy, alkylcarbonyl, alkylcarboxy, alkylamino, arylthio. These substituents may be attached to any carbon of alkyl, alkenyl, or alkynyl group provided that the attachment constitutes a stable chemical moiety.

The term "aryl" is used herein to refer to an aromatic system which may be a  
5 single ring or multiple aromatic rings fused or linked together as such that at least one part of the fused or linked rings forms the conjugated aromatic system. The aryl groups include but not limited to phenyl, naphthyl, biphenyl, anthryl, tetrahydronaphthyl, phenanthryl.

The term "substituted aryl" refers to an aryl as just defined having 1 to 4  
10 substituents from the group including halogen, CN, OH, NO<sub>2</sub>, amino, alkyl, cycloalkyl, alkenyl, alkynyl, alkoxy, aryloxy, substituted alkyloxy, alkylcarbonyl, alkylcarboxy, alkylamino, or arylthio.

The term "heterocyclic" is used herein to describe a stable 4- to 7-membered  
15 monocyclic or a stable multicyclic heterocyclic ring which is saturated, partially unsaturated, or unsaturated, and which consists of carbon atoms and from one to four heteroatoms selected from the group including N, O, and S atoms. The N and S atoms may be oxidized. The heterocyclic ring also includes any multicyclic ring in which any of above defined heterocyclic rings is fused to an aryl ring. The heterocyclic ring may be attached at any heteroatom or carbon atom provided the  
20 resultant structure is chemically stable. Such heterocyclic groups include, for example, tetrahydrofuran, piperidinyl, piperazinyl, 2-oxopiperidinyl, azepinyl, pyrrolidinyl, imidazolyl, pyridyl, pyrazinyl, pyrimidinyl, pyridazinyl, oxazolyl, isoxazolyl, morpholinyl, indolyl, quinolinyl, thienyl, furyl, benzofuranyl, benzothienyl, thiamorpholinyl, thiamorpholinyl sulfoxide, and isoquinolinyl.

25 The term "substituted heterocyclic" is used herein to describe the heterocyclic just defined having 1 to 4 substituents selected from the group which includes halogen, CN, OH, NO<sub>2</sub>, amino, alkyl, substituted alkyl, cycloalkyl, alkenyl, substituted alkenyl, alkynyl, alkoxy, aryloxy, substituted alkyloxy, alkylcarbonyl, alkylcarboxy, alkylamino, or arylthio. The term "thioalkyl" is used herein to refer to  
30 the SR group, where R is alkyl or substituted alkyl, containing 1 to 8 carbon atoms.

The term "alkoxy" refers to the OR group, where R is alkyl or substituted alkyl, containing 1 to 8 carbon atoms. The term "aryloxy" refers to the OR group, where R is aryl or substituted aryl, as defined above. The term "alkylcarbonyl" refers to the RCO group, where R is alkyl or substituted alkyl, containing 1 to 8 carbon atoms, preferably 1 to 6 carbon atoms. The term "alkylcarboxy" indicates the COOR group, where R is alkyl or substituted alkyl, containing 1 to 8 carbon atoms, preferably 1 to 6 carbon atoms. The term "aminoalkyl" refers to both secondary and tertiary amines wherein the alkyl or substituted alkyl groups, containing 1 to 8 carbon atoms, which may be either the same or different and the point of attachment is on the nitrogen atom. The term "halogen" refers to Cl, Br, F, or I.

The compounds of the present invention can be used in the form of salts derived from pharmaceutically or physiologically acceptable acids or bases. These salts include, but are not limited to, the following salts with inorganic acids such as hydrochloric acid, sulfuric acid, nitric acid, phosphoric acid and, as the case may be, such organic acids as acetic acid, oxalic acid, succinic acid, and maleic acid. Other salts include salts with alkali metals or alkaline earth metals, such as sodium, potassium, calcium or magnesium in the form of esters, carbamates and other conventional "pro-drug" forms, which, when administered in such form, convert to the active moiety *in vivo*.

This invention includes pharmaceutical compositions comprising one or more compounds of this invention and a pharmaceutically acceptable carrier or excipient. The invention also includes methods of treatment which comprise administering to a mammal a pharmaceutically effective amount of one or more compounds as described above as antagonists of the progesterone receptor.

The progesterone receptor antagonists of this invention, used alone or in combination, can be utilized in methods of contraception and the treatment and/or prevention of benign and malignant neoplastic disease. Specific uses of the compounds and pharmaceutical compositions of invention include the treatment and/or prevention of uterine myometrial fibroids, endometriosis, benign prostatic hypertrophy; carcinomas and adenocarcinomas of the endometrium, ovary, breast,

colon, prostate, pituitary, meningioma and other hormone-dependent tumors, particularly progesterone-related tumors. Additional uses of the present progesterone receptor antagonists include the synchronization of the estrus in livestock.

When the compounds are employed for the above utilities, they may be combined with one or more pharmaceutically acceptable carriers or excipients, for example, solvents, diluents and the like, and may be administered orally in such forms as tablets, capsules, dispersible powders, granules, or suspensions containing, for example, from about 0.05 to 5% of suspending agent, syrups containing, for example, from about 10 to 50% of sugar, and elixirs containing, for example, from about 20 to 50% ethanol, and the like, or parenterally in the form of sterile injectable solutions or suspensions containing from about 0.05 to 5% suspending agent in an isotonic medium. Such pharmaceutical preparations may contain, for example, from about 25 to about 90% of the active ingredient in combination with the carrier, more usually between about 5% and 60% by weight.

The effective dosage of active ingredient employed may vary depending on the particular compound employed, the mode of administration and the severity of the condition being treated. However, in general, satisfactory results are obtained when the compounds of the invention are administered at a daily dosage of from about 0.5 to about 500 mg/kg of animal body weight, preferably given in divided doses two to four times a day, or in a sustained release form. For most large mammals, the total daily dosage is from about 1 to 100 mg, preferably from about 2 to 80 mg. Dosage forms suitable for internal use comprise from about 0.5 to 500 mg of the active compound in intimate admixture with a solid or liquid pharmaceutically acceptable carrier. This dosage regimen may be adjusted to provide the optimal therapeutic response. For example, several divided doses may be administered daily or the dose may be proportionally reduced as indicated by the exigencies of the therapeutic situation.

These active compounds may be administered orally as well as by intravenous, intramuscular, or subcutaneous routes. Solid carriers include starch, lactose, dicalcium phosphate, microcrystalline cellulose, sucrose and kaolin, while

liquid carriers include sterile water, polyethylene glycols, non-ionic surfactants and edible oils such as corn, peanut and sesame oils, as are appropriate to the nature of the active ingredient and the particular form of administration desired. Adjuvants customarily employed in the preparation of pharmaceutical compositions may be  
5 advantageously included, such as flavoring agents, coloring agents, preserving agents, and antioxidants, for example, vitamin E, ascorbic acid, BHT and BHA.

The preferred pharmaceutical compositions from the standpoint of ease of preparation and administration are solid compositions, particularly tablets and hard-filled or liquid-filled capsules. Oral administration of the compounds is preferred.

10 These active compounds may also be administered parenterally or intraperitoneally. Solutions or suspensions of these active compounds as a free base or pharmacologically acceptable salt can be prepared in water suitably mixed with a surfactant such as hydroxypropylcellulose. Dispersions can also be prepared in glycerol, liquid, polyethylene glycols and mixtures thereof in oils. Under ordinary  
15 conditions of storage and use, these preparations contain a preservative to prevent the growth of microorganisms.

The pharmaceutical forms suitable for injectable use include sterile aqueous solutions or dispersions and sterile powders for the extemporaneous preparation of sterile injectable solutions or dispersions. In all cases, the form must be sterile and  
20 must be fluid to the extent that easy syringe ability exists. It must be stable under conditions of manufacture and storage and must be preserved against the contaminating action of microorganisms such as bacterial and fungi. The carrier can be a solvent or dispersion medium containing, for example, water, ethanol (e.g., glycerol, propylene glycol and liquid polyethylene glycol), suitable mixtures thereof,  
25 and vegetable oil.

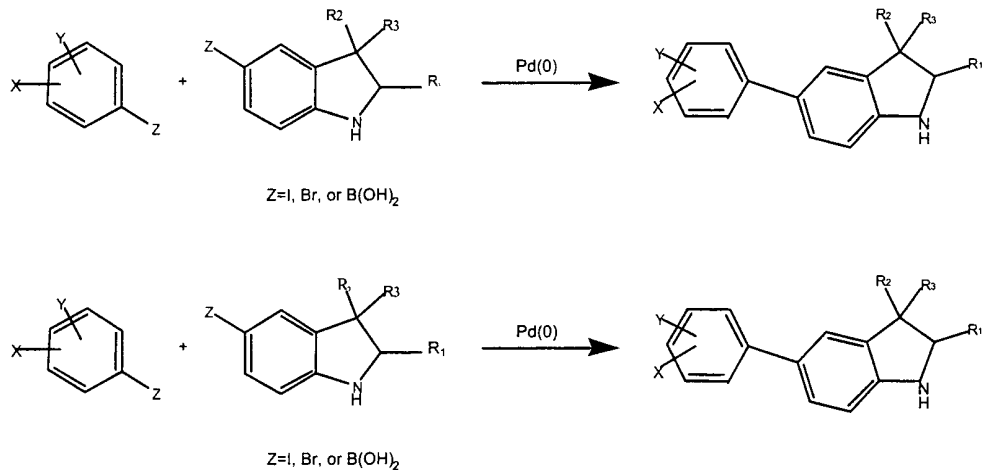
The compounds of this invention can be prepared by the procedures outlined in the Schemes illustrated below:

Typically the compounds of this invention are prepared in a convergent manner as shown in Scheme 1, by a suitable coupling reaction. For example, a  
30 palladium mediated coupling of an aryl halide with an aryl boronic acid provides the



desired bi-aryl substituted target. The choice of the aryl halide-aryl boronic acid combination is established experimentally.

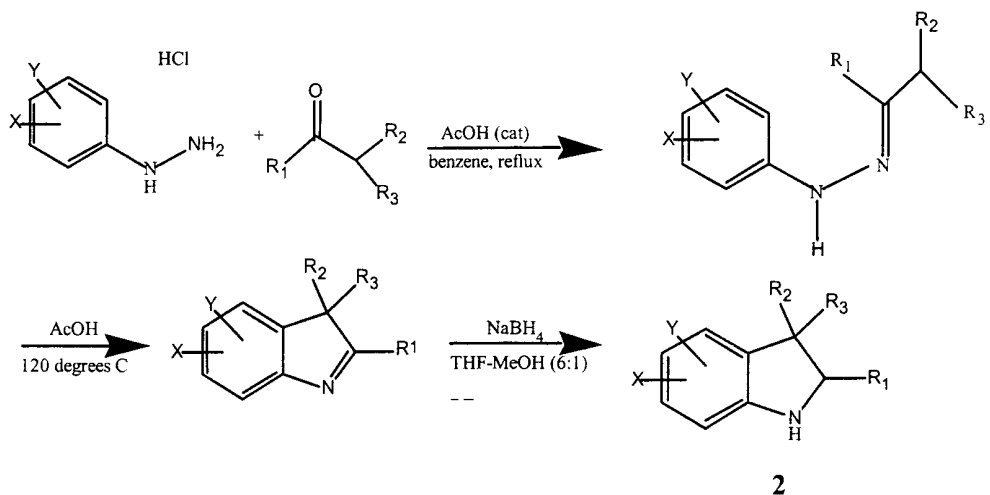
16

**Scheme 1**

- 5 As outlined in **Scheme 2**, the “right side” of the compounds of this invention may be prepared by following the procedure described in Letcher, R. M. et. al., *J. Chem. Soc. Perkin Trans.*, 1: 939 – 944, 1993.

**Scheme 2**

10

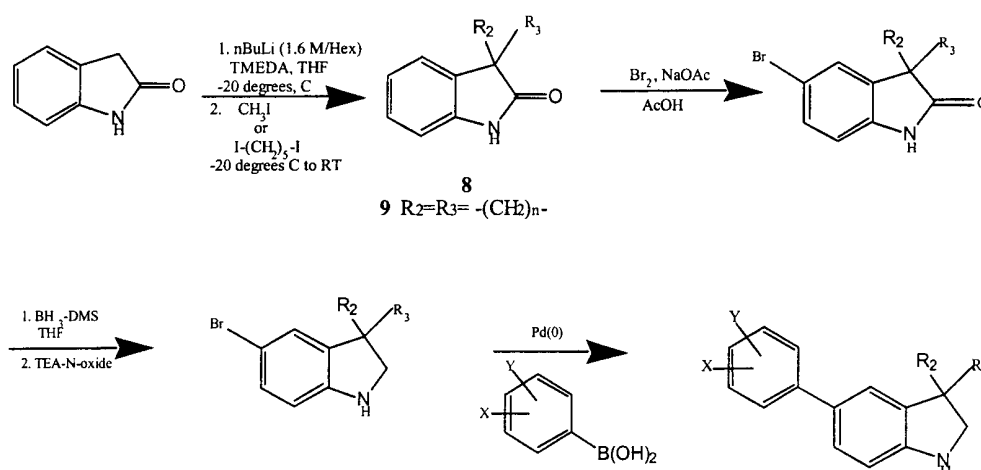


As an example, the right side template, **2**, is prepared by condensing an appropriately substituted phenyl hydrazine and a suitable ketone to give the corresponding hydrazone. This material is cyclized to an imine in refluxing acetic

acid and then reduced to the desired indoline template **2**. Examples 1-7 and 10-20 were prepared by this route using the appropriate ketone.

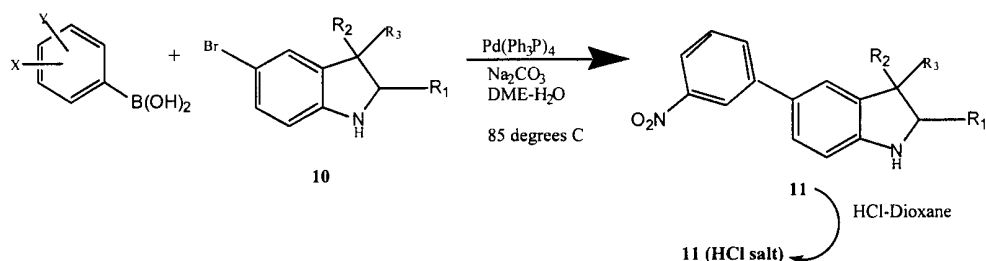
Alternatively the right side template may be prepared as outlined in **Scheme 3**. The commercially available oxindole is di-alkylated at C-3 by using an appropriate base and the corresponding alkyl halide to give the 3,3-dialkyl-oxindole, **8**, or the spiro-cyclic oxindole **9**. These oxindoles are then brominated under standard conditions and the carbonyl group is reduced to the desired methylene using a hydride mediated reduction. The timing of the aryl coupling and the reduction of the 2-position carbonyl are established experimentally.

10

**Scheme 3**

The right side templates are coupled with an appropriate aryl boronic acid using an appropriate palladium (0) catalyst, **Scheme 4**. For example compound **10** is coupled under standard Suzuki conditions with an appropriately substituted aryl-boronic acid to afford compound **11**.

20

**Scheme 4**

5           The compounds of this invention, are stable semi-solids and are conveniently converted into their corresponding salts by treatment with acid. Example 1, compound **11** ( $R_1 = R_2 = R_3 = \text{Me}$ ), when treated with HCl in dioxane affords the HCl salt (Example 2) as a white solid. The racemic indolines can be separated into their enantiomers by Chiral HPLC, to provide the individual enantiomers in > 98% EE.

10

This invention may be further understood by the following non-limiting examples.

**EXAMPLE 1**

15

**2,3,3-Trimethyl-5-(3-nitro-phenyl)-2,3-dihydro-1H-indole****5-Bromo-2,3,3-trimethyl-2,3-dihydro-1H-indole**

This compound was prepared by the procedure of Letcher, R. M. et. al., *J. Chem. Soc. Perkin Trans.*, 1: 939 – 944, 1993.

20           To a solution of 4-bromo-phenyl hydrazine hydrochloride (2.59g, 11.6 mmol) and 3-methyl-2-butanone (1.0 g, 11.6 mmol) in 20 mL benzene was added acetic acid (catalytic amount) and the resulting solution was refluxed with azeotropic removal of H<sub>2</sub>O for 14 h. The reaction mixture was cooled to room temperature and concentrated. The resulting semi-solid was extracted in acetic acid and refluxed for 12 hours. The reaction mixture was cooled to room temperature and concentrated.

25           The semi-solid residue was extracted in ether and neutralized with K<sub>2</sub>CO<sub>3</sub>. The ether

layer was dried and concentrated. The resulting solid imine was dissolved in THF-MeOH (6:1), cooled to 0°C and sodium borohydride (0.5 g, 13.2 mmol) was added. The solution was allowed to warm to room temperature and stirred for 0.5 hours. The reaction mixture was poured into 15% aqueous HCl and then made basic with K<sub>2</sub>CO<sub>3</sub>.  
5 The organic layer was separated, washed with brine, dried (Na<sub>2</sub>SO<sub>4</sub>), and concentrated. The crude product was purified by column chromatography (SiO<sub>2</sub>, hexane-ethyl acetate 9:1). The product was isolated as an orange liquid (2.1 g, 75%): <sup>1</sup>H-NMR (CDCl<sub>3</sub>) δ 1.03 (s, 3H), 1.15 (d, *J* = 6.6 Hz, 3H), 1.25 (s, 3H), 3.50 (q, *J* = 6.6 Hz, 1H), 3.70 (br. s, 1H), 6.45 (d, *J* = 8.7 Hz, 1H), 7.09 (m, 2H); <sup>13</sup>C-NMR  
10 (CDCl<sub>3</sub>) δ 15.10, 22.25, 26.11 (q), 43.72 (s), 65.47 (d), 110.32 (s), 110.70, 125.47, 129.75 (d), 141.48, 148.33 (s); MS (EI) *m/z* 240, 242 (M+H)<sup>+</sup>.

A solution of 5-bromo-2,3,3-trimethyl-2,3-dihydro-1H-indole (0.5 g, 2.1 mmol) and tetrakis-(triphenylphosphine) palladium (0.14 g, 0.12 mmol) in dimethoxyethane (10 mL) was cycled under N<sub>2</sub>-vacuum (4x) and then stirred under  
15 N<sub>2</sub> for 0.5 hours. To this mixture was then added 3-nitrophenylboronic acid (0.42 g, 2.5 mmol) followed by a solution of Na<sub>2</sub>CO<sub>3</sub> (0.36 g, 3.4 mmol) in 5 mL water cycled under N<sub>2</sub>-vacuum (3x). The solution was brought to reflux for 6 hours then cooled to room temperature, poured into water and extracted with EtOAc. The combined  
20 organic extracts were washed with water, brine, dried (Na<sub>2</sub>SO<sub>4</sub>), and evaporated. The residue was purified by column chromatography (SiO<sub>2</sub>, methylenechloride:hexane 1:3) to afford the title compound (0.48 g, 82%) as an orange semi-solid: <sup>1</sup>H NMR (CDCl<sub>3</sub>) δ 1.12 (s, 3H), 1.21 (d, *J* = 6.6 Hz, 3H), 1.35 (s, 3H), 3.60 (q, *J* = 6.6 Hz, 1H), 3.9 (br s, 1H), 6.69 (d, *J* = 7.9 Hz, 1H), 7.28-7.29 (m, 2H), 7.32 (d, *J* = 1.9 Hz, 1H), 7.53 (dd, *J* = 7.9, 7.9 Hz, 1H), 7.85 (ddd, *J* = 7.9, 2.0, 2.0 Hz, 1H), 8.07 (ddd, *J* =  
25 7.9, 2.0, 2.0 Hz, 1H), 8.08 (d, *J* = 7.9 Hz, 1H), 8.39 (dd, *J* = 2.0, 2.0 Hz, 1H); <sup>13</sup>C-NMR (CDCl<sub>3</sub>) δ 15.27, 22.54, 26.39 (q), 43.53 (s), 65.57 (d), 109.48, 120.67, 121.04, 121.10, 126.58 (d), 129.15 (s), 129.53, 132.35 (d), 140.18, 143.64, 148.78, 150.11 (s); MS (EI) *m/z* 283 (M+H)<sup>+</sup>.

**EXAMPLE 2****2,3,3-Trimethyl-5-(3-nitro-phenyl)-2,3-dihydro-1H-indole Hydrochloride**

A solution of 2,3,3-trimethyl-5-(3-nitro-phenyl)-2,3-dihydro-1H-indole (0.8 g, 2.79 mmol) in 20 mL of 1:1 ether:dioxane at room temperature was treated with 1.5 mL of a 4 M HCl/dioxane solution. The resulting solid was isolated by filtration and washed with hexane to afford the title compound (0.81 g, 90%) as a tan solid: m.p. 240-241 °; <sup>1</sup>H-NMR (CDCl<sub>3</sub>) δ 1.37 (s, 3H), 1.51 (s, 3H), 4.01 (d, *J* = 6.5 Hz, 1H), 7.51 (s, 1H), 7.59 (d, *J* = 7.3 Hz, 1H), 7.7 (dd, *J* = 7.9, 7.9 Hz, 1H), 7.8 (d, *J* = 7.9, 7.9 Hz, 1H), 7.89 (d, *J* = 7.7 Hz, 1H), 8.3 (dd, *J* = 7.9, 1.8 Hz, 1H), 8.42 (s, 1H), 11.9 (br s, 2H); <sup>13</sup>C-NMR (CDCl<sub>3</sub>) δ; MS (EI) *m/z* 283 (M+H)<sup>+</sup>.

**EXAMPLE 3****(2-R or S)-2,3,3-Trimethyl-5-(3-nitro-phenyl)-2,3-dihydro-1H-indole and****and****EXAMPLE 4****(2-S or R)-2,3,3-Trimethyl-5-(3-nitro-phenyl)-2,3-dihydro-1H-indole**

A sample of racemic 2,3,3-trimethyl-5-(3-nitro-phenyl)-2,3-dihydro-1H-indole (25 mg), as prepared in example 2, was separated by a chiral preparative HPLC [column: Chiralcel OD, 4.6 X 250 mm, isocratic, 5:95 IPA:hexane, flow rate = 1 mL/min; injection volume = 5 μL; retention times: **3**, 9.2 min and **4**, 10.39 min.] to provide the enantiomers **3** and **4** as orange semi-solids. Chiral Analytical HPLC determined that the enantiomers had > 99 % EE. Examples **3** and **4** have spectral data identical to the racemic material, example **1** : <sup>1</sup>H- NMR (CDCl<sub>3</sub>) δ 1.12 (s, 3H), 1.21 (d, *J* = 6.6 Hz, 3H), 1.35 (s, 3H), 3.60 (q, *J* = 6.6 Hz, 1H), 3.9 (br s, 1H), 6.69 (d, *J* = 7.9 Hz, 1H), 7.28-7.29 (m, 2H), 7.32 (d, *J* = 1.9 Hz, 1H), 7.53 (dd, *J* = 7.9, 7.9 Hz, 1H), 7.85 (ddd, *J* = 7.9, 2.0, 2.0 Hz, 1H), 8.07 (ddd, *J* = 7.9, 2.0, 2.0 Hz, 1H), 8.08 (d, *J* = 7.9 Hz, 1H), 8.39 (dd, *J* = 2.0, 2.0 Hz, 1H); MS (EI) *m/z* 283 (M+H)<sup>+</sup>.

**EXAMPLE 5****2,3,3-Diethyl-2-methyl-5-(3-nitro-phenyl)-2,3-dihydro-1H-indole****5-Bromo-3,3-diethyl-2-methyl-2,3-dihydro-1H-indole**

This compound was prepared according to the procedure for Example 1 using  
5 4-bromo-phenyl hydrazine hydrochloride (5.9 g, 26.3 mmol) and 3-ethyl-2-pentanone  
(3.0 g, 26.3 mmol). The subtitled compound (4.5 g) was obtained in 65 % yield as a  
yellowish oil: <sup>1</sup>H-NMR (CDCl<sub>3</sub>) δ 0.81(t, *J* = 7.4 Hz, 3H), 0.83 (t, *J* = 7.4 Hz, 3H),  
1.18 (d, *J* = 6.5 Hz, 3H), 1.42 (dq, *J* = 14.0, 7.4 Hz, 1H), 1.66 (dq, *J* = 14.0, 7.4 Hz,  
3H), 3.73 (q, *J* = 6.5 Hz, 1H), 6.47 (d, *J* = 8.2 Hz, 1H), 7.02 (d, *J* = 2 Hz, 1H), 7.09  
10 (dd, *J* = 8.2, 2.0 Hz, 1H); <sup>13</sup>C-NMR (CDCl<sub>3</sub>) δ 10.46, 10.66, 17.70 (q), 26.5, 29.67 (t),  
52.25 (s), 64.80 (d), 111.64 (s), 112.41, 129.07, 131.58 (d), 139.57, 151.04 (s); MS  
(EI) *m/z* 268, 270 (M+H)<sup>+</sup>.

Using the standard coupling conditions given in Example 1 the title compound  
was prepared from 5-bromo-3,3-diethyl-2-methyl-2,3-dihydro-1H-indole (0.13 g,  
15 0.45 mmol), tetrakis-(triphenylphosphine) palladium (0.05 g, 0.04 mmol) in  
dimethoxyethane (4 mL) with 3-nitrophenylboronic acid (0.09 g, 0.54 mmol) and  
sodium carbonate (0.15 g, 4.95 mmol) in 2 mL of water. The title compound (0.09 g,  
65 %) was obtained as a red brown glass: <sup>1</sup>H NMR (CDCl<sub>3</sub>) δ 0.86 (dt, *J* = 4.0, 4.0  
Hz, 3H), 0.88 (dt, *J* = 4.0, 4.0 Hz, 3H), 1.24 (d, *J* = 6.6 Hz, 3H), 1.5 (dq, *J* = 14.1, 7.3  
20 Hz, 1H), 1.66-1.84 (m, 3H), 3.81 (q, *J* = 6.6 Hz, 1H), 6.69 (d, *J* = 8.0 Hz, 1H), 7.20  
(d, *J* = 1.9 Hz, 1H), 7.32 (dd, *J* = 8.0, 1.9 Hz, 1H), 7.53 (dd, *J* = 8.0, 8.0 Hz, 1H), 7.85  
(dd, *J* = 7.9, 1.1 Hz, 1H), 8.09 (dd, *J* = 7.9, 1.1 Hz, 1H), 8.4 (dd, *J* = 1.9 Hz, 1H); <sup>13</sup>C-  
NMR (CDCl<sub>3</sub>) δ 8.99, 9.14, 16.24 (q), 24.87, 28.14 (t), 50.30 (s), 63.31 (d), 109.56,  
120.80, 121.22, 123.19, 126.76 (d), 128.64 (s), 129.67, 132.55 (d), 136.5, 143.92,  
25 148.95, 151.07 (s); MS (EI) *m/z* 310 (M)<sup>+</sup>.

**EXAMPLE 6****4a-Methyl-6-(3-nitro-phenyl)-2,3,4,4a,9,9a-hexahydro-1H-carbazole****6-Bromo-4a-methyl-2,3,4,4a,9,9a-hexahydro-1H-carbazole**

This compound was prepared by the procedure of Example 1 using 4-bromo-phenyl hydrazine hydrochloride (2.0 g, 8.95 mmol) and 2-methylcyclohexanone (1.0 g, 8.95 mmol). The subtitled compound (1.5 g, 65%) was obtained as a yellow oil: <sup>1</sup>H NMR (CDCl<sub>3</sub>) δ 1.26 (s, 3H), 1.38-1.46 (m, 4H), 1.56-1.68 (m, 4H), 3.4 (t, *J* = 4.4 Hz, 1H), 3.6 (br s, 1H), 6.53 (d, *J* = 8 Hz, 1H), 7.08 (d, *J* = 2.0 Hz, 1H), 7.09 (dd, *J* = 8.0, 2.0 Hz, 1H); <sup>13</sup>C-NMR (CDCl<sub>3</sub>) δ 21.45, 21.87 (t), 23.96 (q), 27.92, 35.32 (t), 43.56 (s), 66.65 (d), 110.73 (s), 111.88, 125.25, 129.99 (d), 142.17, 149.03 (s); MS (EI) *m/z* 268, 270 (M+H)<sup>+</sup>.

Using the standard coupling conditions given in Example 1, the title compound was prepared using 6-bromo-4a-methyl-2,3,4,4a,9,9a-hexahydro-1H-carbazole (1.6 g, 6.0 mmol), tetrakis(triphenylphosphine) palladium (0.4 g, 0.35 mmol) in dimethoxyethane (30 mL) with 3-nitrophenylboronic acid (1.2 g, 7.2 mmol) and sodium carbonate (1.9 g, 18 mmol) in 10 mL water. The pure product (1.2 g, 70%) was obtained as an orange foam: <sup>1</sup>H NMR (CDCl<sub>3</sub>) δ 1.36 (s, 3H), 1.44-1.74 (m, 8H), 3.49 (t, *J* = 4.4 Hz, 1H), 3.83 (br s, 1H), 6.75 (d, *J* = 8.0 Hz, 1H), 7.26 (d, *J* = 1.9 Hz, 1H), 7.32 (dd, *J* = 8.0, 1.9 Hz, 1H), 7.53 (dd, *J* = 8.0, 8.0 Hz, 1H), 7.86 (d, *J* = 7.8 Hz, 1H), 8.08 (dd, *J* = 8.0, 2.0 Hz, 1H), 8.39 (dd, *J* = 2.0, 2.0 Hz, 1H); <sup>13</sup>C-NMR (CDCl<sub>3</sub>) δ 21.27, 21.71 (t), 23.87 (q), 27.76, 35.29 (t), 43.06 (s), 66.46 (d), 110.41, 120.57, 120.83, 121.24, 126.55 (d), 129.26 (s), 129.68, 132.55 (d), 140.66, 143.86, 148.95, 150.51 (s); MS (EI) *m/z* 309 (M+H)<sup>+</sup>.

25

**EXAMPLE 7****1,2-Dihydro-2-methyl-5-(3-nitro-phenyl)spiro[cyclohexane-1,3-[3H]indole]****5-Bromo-1,2-dihydro-2-methylspiro[cyclohexane-1,3-[3H] indole]**

Using the conditions given in Example 1 the subtitled compound was prepared from 4-bromo-phenyl hydrazine HCl (3.5 g, 15.7 mmol) and cyclohexyl methyl ketone (2.0 g, 15.7 mmol). The pure material (3.0 g, 68%) was obtained as an oil: <sup>1</sup>H

30



NMR (CDCl<sub>3</sub>) δ 1.09 (d, *J* = 6.5 Hz, 3H), 1.25-1.73 (m, 10H), 3.45 (br s, 1H), 3.71 (q, *J* = 6.5 Hz, 1H), 6.47 (d, *J* = 8.2 Hz, 1H), 7.09, dd, *J* = 8.2, 2.0 Hz, 1H), 7.19 (d, *J* = 2.0 Hz, 1H); <sup>13</sup>C-NMR (CDCl<sub>3</sub>) δ 17.22 (q), 23.19, 23.44, 26.16, 30.17, 36.70 (t), 47.99 (s), 62.34 (d), 110.08 (s), 111.07, 126.83, 130.08 (d), 139.98, 148.49 (s); MS (EI) *m/z* 280, 282 (M+H)<sup>+</sup>.

Using the standard coupling conditions given in Example 1 the title compound was prepared from 5-bromo-1,2-dihydro-2-methylspiro[cyclohexane-1,3-[3H] indole] (0.5 g, 1.65 mmol), tetrakis(triphenylphosphine) palladium (0.08 g, 0.07 mmol) in dimethoxy-ethane (5 mL) with 3-nitrophenylboronic acid (0.33 g, 1.98 mmol) and sodium carbonate (0.53 g, 4.95 mmol) in 5 mL water. The pure material (0.35 g, 55%) was obtained as an orange brown semi-solid: <sup>1</sup>H NMR (CDCl<sub>3</sub>) δ 1.16 (d, *J* = 6.4 Hz, 3H), 1.38-1.83 (m, 10H), 3.7 (br s, 1H), 3.8 (q, *J* = 6.4 Hz, 1H), 6.69 (d, *J* = 8.0 Hz, 1H), 7.31 (dd, *J* = 8.0, 1.8 Hz, 1H), 7.53 (dd, *J* = 8.0, 8.0 Hz, 1H), 7.86 (d, *J* = 7.3 Hz, 1H), 8.09 (d, *J* = 8.0 Hz, 1H), 8.39 (dd, *J* = 1.9, 1.9 Hz, 1H); <sup>13</sup>C-NMR (CDCl<sub>3</sub>) δ 17.45 (q), 23.32, 23.70, 26.21, 30.31, 37.07 (t), 47.77 (s), 62.11 (d), 109.81, 120.78, 121.23, 122.40, 126.92 (d), 128.96 (s), 129.66, 132.51 (d), 138.63, 143.92, 148.94, 150.1 (s); MS (EI) *m/z* 322 (M)<sup>+</sup>.

### EXAMPLE 8

**3,3-Dimethyl-5-(3-nitro-phenyl)-2,3-dihydro-1H-indole (WAY-160655)**  
3,3-dimethyl-1,3-dihydro-2H-indol-2-one

This compound was prepared using the general method described by A. Kende, *Synth. Commun.*, **1**: 12 (1982). The crude material was purified by column chromatography (SiO<sub>2</sub>, methylenechloride:hexane 1:3) to afford the subtitled compound which was consistent with the reported spectral data.

The above oxindole (0.65 g, 4.03 mmol) and sodium acetate (0.334 g, 4.07 mmol) were stirred in acetic acid (5.0 mL). Bromine (0.66 g, 0.00413 mol) in acetic acid (5.0 mL) was added drop-wise to the reaction mixture. The reaction was stirred for 50 minutes, and then poured into water (10 mL). The mixture was made basic with sodium carbonate, extracted with ethyl acetate, dried (MgSO<sub>4</sub>), filtered, and

evaporated to give 5-bromo-1,3-dihydro-3,3-dimethyl-2H-indol-2-one (0.89 g, 92%):  
<sup>1</sup>H NMR (DMSO-d<sub>6</sub>) 1.21 (s, 6 H), 6.76 (d, *J* = 8.22 Hz, 1H), 7.29 (dd, *J* = 2.1, 8.2 Hz, 1H), 7.49 (d, *J* = 2.0 Hz, 1H), 10.4 (s, 1H).

To a solution of the 5-bromo-1,3-dihydro-3,3-dimethyl-2H-indol-2-one (0.9 g,  
5 3.7 mmol) in 20 mL THF at 0 °C was added a borane-methylsulfide complex (2M in THF, 38 mL, 75 mmol). The reaction mixture was warmed to room temperature then brought to reflux for 4 hours. The mixture was cooled to room temperature and poured into H<sub>2</sub>O/CH<sub>2</sub>Cl<sub>2</sub> and washed with 5% NaHCO<sub>3</sub>. The organic layer was washed with brine, dried (Na<sub>2</sub>SO<sub>4</sub>) and concentrated. The crude product was  
10 extracted in MeOH, trimethylamine N-oxide (2.0 g, 26.6 mmol) was added, and the solution was brought to reflux for 2 hours. The reaction mixture was cooled, concentrated and the crude residue purified by column chromatography (SiO<sub>2</sub>, methylene chloride) to afford 5-bromo-3,3-dimethyl-2,3-dihydro-1H-indole (0.074 g, 87%) as a yellow oil: <sup>1</sup>H NMR (CDCl<sub>3</sub>) δ 1.29 (s, 6H), 3.30 (s, 2H), 3.5 (br s, 1H),  
15 6.49 (d, *J* = 8.8 Hz, 1H), 7.08-7.12 (m, 2H); <sup>13</sup>C-NMR (CDCl<sub>3</sub>) δ 27.69 (q), 42.21 (s), 62.01 (d), 110.38 (s), 111.09, 125.46, 130.09 (d), 141.03, 149.52 (s); MS (EI) *m/z* 225, 227 (M)<sup>+</sup>.

Using the standard coupling conditions given in Example 1, the title compound was prepared from 5-bromo-3,3-dimethyl-2,3-dihydro-1H-indole (0.25 g,  
20 1.1 mmol), tetrakis(triphenylphosphine) palladium (0.08 g, 0.07 mmol) in dimethoxyethane (5 mL) with 3-nitrophenylboronic acid (0.22 g, 1.3 mmol) and sodium carbonate (0.35 g, 3.3 mmol) in 5 mL water. The title compound (0.17 g, 60%) was obtained as a brown semi-solid: <sup>1</sup>H NMR (CDCl<sub>3</sub>) δ 1.38 (s, 3H), 3.40 (s, 2H), 6.72 (d, *J* = 8.0 Hz, 1H), 7.29-7.34 (m, 2H), 7.54 (dd, *J* = 8.0, 8.0 Hz, 1H), 7.86  
25 (d, *J* = 7.8 Hz, 1H), 8.09 (dd, *J* = 8.0, 1.5 Hz, 1H), 8.40 (dd, *J* = 2.0, 2.0 Hz, 1H); <sup>13</sup>C-NMR (CDCl<sub>3</sub>) δ 27.89 (q), 41.93 (s), 62.05 (d), 109.78, 120.87, 121.02, 121.23, 126.87 (d), 129.19 (s), 129.69, 132.52 (d), 139.64, 143.75, 148.94, 151.17 (s); MS (EI) *m/z* 268 (M)<sup>+</sup>.

## EXAMPLE 9

**5'-(3-Chlorophenyl)-1',2'-dihydrospiro[cyclohexane-1,3'-[3H]indole]  
Spiro [cyclohexane-1,3'-[3H]indol]-2'-(1'H) one**

5 A solution of the oxindole (25g, 190 mmol) in 800 mL of anhydrous THF was cooled to -20°C, *n*-butyllithium (2.5M in hexanes, 152 mL, 0.38 mol) slowly added, followed by the addition of N,N,N',N'-tetramethylenediamine (51 mL, 0.38 mol). After 15 minutes, 1,5-diiodopentane (174g, 0.54 mol) was added slowly and the mixture was allowed to warm to room temperature. After stirring for 16 hours  
10 saturated aqueous ammonium chloride solution (1L) and ethylacetate (1L) were added. After 15 minutes, the layers were separated and the aqueous phase was extracted with ethyl acetate. The combined organic layers were extracted with hydrochloric acid (1N, 500 mL), then washed with brine, dried (MgSO<sub>4</sub>), and concentrated to obtain an oil. The oil was triturated with hexane (200 mL) and  
15 benzene (20 mL). The precipitate was collected and dried *in vacuo* to provide Spiro [cyclohexane-1,3'-[3H]indol]-2'-(1'H) one (26.3g, 69.6%) as colorless crystals: mp 110-114°; <sup>1</sup>H NMR (DMSO-d<sub>6</sub>) δ 1.67 (m, 10H), 6.84 (d, 1H, *J* = 8 Hz), 6.94 (t, 1H, *J* = 8 Hz), 7.17 (t, 1H, *J* = 8 Hz), 7.44 (d, 1H, *J* = 8 Hz), 10.3 (s, 1H).

To a solution of the above oxindole (17.6 g, 90.0 mmol) in acetic acid (300  
20 mL) was added sodium acetate (8.0 g, 100.0 mmol) and bromine (14.6g, 91.0 mmol) with stirring. After 30 minutes at room temperature, the reaction mixture was partitioned between water and ethylacetate. The aqueous phase was extracted with ethylacetate. The combined organic layers were washed with water, dried (MgSO<sub>4</sub>) and evaporated. The residue was triturated with hexane. The precipitate was  
25 collected, and dried *in vacuo* to provide 5-Bromo-spiro[cyclohexane-1,3'-[3H]indol]-2'-(1'H)-one (16.5g, 67%) as off-white crystals: m.p. 196-199°; <sup>1</sup>H NMR (DMSO-d<sub>6</sub>) δ 1.62 (m, 10H), 6.8 (d, 1H, *J* = 6.8 Hz), 7.36 (d, 1H, *J* = 8.2, 1.8 Hz), 7.58 (dd, 1H, *J* = 8.2, 1.8 Hz), 10.44 (s, 1H).

Using the standard coupling conditions given in Example 1, the title  
30 compound was prepared from the above bromo-oxindole (0.32 g, 1.14 mmol)

tetrakis(triphenylphosphine) palladium (0.08g, 0.07 mmol) and 3-chlorophenylboronic acid (0.21 g, 1.37 mmol), and sodium carbonate (0.36 g, 3.4 mmol) in water (3 mL). 5-(3-chlorophenyl)-spiro[cyclohexane-1,3-[3H]indol]-2(1H)-one (0.28 g, 80%) was obtained as a yellow solid: m.p. 164-165 °; <sup>1</sup>H NMR (CDCl<sub>3</sub>) δ 1.60-1.78 (m, 6H), 1.81-1.99 (m, 4H), 7.04 (d, *J* = 8.1 Hz, 1H), 7.22-7.47 (m, 4H), 7.53 (s, 1H), 7.61 (s, 1H), 9.28 (br s, 1H); <sup>13</sup>C-NMR (CDCl<sub>3</sub>) δ 20.17, 24.12, 31.92 (t), 47.22 (s), 109.21, 121.94, 124.06, 125.50, 125.79, 125.97, 126.38, 128.96 (d), 132.88, 133.59, 135.60, 139.14, 142.17, 182.89 (s); MS (EI) *m/z* 310, 312 (M-H)<sup>+</sup>.

To a solution of 5-(3-chlorophenyl)-spiro[cyclohexane-1,3-[3H]indol]-2(1H)-one (0.42 g, 1.4 mmol) in 20 mL THF at 0 °C is added borane-dimethylsulfide complex, (2M in THF, 14 mL, 28 mmol). The reaction mixture was warmed to room temperature then brought to reflux for 4 hours. The mixture was cooled to room temperature and poured into H<sub>2</sub>O with CH<sub>2</sub>Cl<sub>2</sub> and washed with 5% NaHCO<sub>3</sub>. The organic layer was washed with brine, dried over Na<sub>2</sub>SO<sub>4</sub> and concentrated. The crude product was extracted in MeOH and trimethylamine N-oxide (1.0 g, 9.0 mmol) was added. The solution was brought to reflux for 2 hours, the mixture was cooled, concentrated and the crude residue purified by column chromatography (SiO<sub>2</sub>, methylene chloride) to afford the title compound (0.25 g, 63%) as a yellow oil: <sup>1</sup>H NMR (CDCl<sub>3</sub>) δ 1.3-1.55 (m, 3H), 1.6-1.85 (m, 7H), 3.1 (br s, 1H), 3.5 (s, 2H), 6.6 (d, *J* = 8.0 Hz, 1H), 7.18-7.32 (m, 4H), 7.4 (dd, *J* = 7.7, 1.5 Hz, 1H), 7.5 (s, 1H); <sup>13</sup>C-NMR (CDCl<sub>3</sub>) δ 23.65, 26.24, 37.00 (t), 46.58 (s), 57.49 (t), 109.95, 121.82, 125.07, 126.36, 126.98, 127.08, 130.29 (d), 130.64, 134.91, 139.65, 144.29, 151.09 (s); MS (EI) *m/z* 298, 300 (M+H)<sup>+</sup>.

25

#### EXAMPLE 10

##### **3-(2',3',3'-trimethyl-2',3-dihydro-1H-indol-5'-yl) benzonitrile**

To a solution of 5-bromo-2,3,3-trimethyl-2,3-dihydro-1H-indole (2.03 g, 8.45 mmol) in dimethoxyethane (50 mL), under nitrogen was added tetrakis(triphenylphosphine)palladium (0.47 g, 0.4 mmol). After 20 minutes at room temperature, 3-formylphenylboronic acid (2.36 g, 16.4 mmol) and potassium

30

carbonate (6.80 g, 55 mmol) in water (25 mL) was added, and the mixture was heated under reflux. After 2 hours, the mixture was cooled, poured into brine and extracted with EtOAc (x 2). The combined organic extracts were washed with brine, dried (MgSO<sub>4</sub>) and evaporated. The residue was then subjected to column chromatography (SiO<sub>2</sub>, EtOAc:hexane, 1:8) to afford 3-(2',3,3'-trimethyl-2',3-dihydro-1H-indol-5'-yl) benzaldehyde (0.96 g, 3.62 mmol, 43 %) as a slightly impure solid that was used without further purification: <sup>1</sup>H NMR (CDCl<sub>3</sub>) δ 1.11 (s, 3H), 1.22 (d, 3H, *J* = 6.5 Hz), 1.35 (s, 3H), 3.59 (dd, 1H, *J* = 13, 7 Hz), 6.69 (d, 1H, *J* = 1 Hz), 7.25 (s, 1H), 7.32 (s, 1H), 7.55 (t, 1H, *J* = 7.6 Hz), 7.80 (d, 1H, *J* = 1 Hz), 7.82 (d, 1H, *J* = 1 Hz), 8.05 (s, 1H), 10.07 (s, 1H).

To a solution of the above compound (0.96 g, 3.62 mmol) in MeCN/H<sub>2</sub>O (20 mL, 95:5) was added hydroxylamine hydrochloride (0.82 g, 7.25 mmol). After 1 hour, the mixture was poured into a saturated sodium hydrogen carbonate solution and extracted with EtOAc (x2). The combined organic extracts were washed with water, dried (MgSO<sub>4</sub>) and evaporated. The residue was then dissolved in dichloromethane (20 mL) and treated with thionyl chloride (0.53 mL, 7.25 mmol). After 16 hours, the mixture was quenched with saturated sodium hydrogen carbonate solution and concentrated, partitioned between water and EtOAc, and re-extracted with EtOAc. The combined organic extracts were washed with brine, dried (MgSO<sub>4</sub>) and evaporated. Purification by column chromatography (EtOAc: hexane, 1:8) afforded a yellow oil (0.31 g) which was dissolved in methanol (5 mL) and treated with ethereal hydrogen chloride (1M, 1.3 mL, 1.3 mmol) and evaporated. Recrystallization from MeOH/Et<sub>2</sub>O then afforded the title compound (0.20 g, 0.60 mmol, 18 %): mp >235 °C (decomp), <sup>1</sup>H NMR (CDCl<sub>3</sub>) δ 1.57 (s, 3H), 1.36 (d, 3H, *J* = 6.7 Hz), 1.40 (s, 3H), 3.72-3.76 (m, 1H), 7.30 (d, 1H, *J* = 8 Hz), 7.67 (t, 2H, *J* = 7 Hz), 7.79 - 7.84 (m, 2H), 8.03 (d, 1H, *J* = 8 Hz), (8.2, s, 1H); MS (EI) *m/z* 262 (M)<sup>+</sup>.

#### **EXAMPLE 11 - Pharmacology**

The biological activity for the compounds of the current invention was evaluated in the in-vitro and in-vivo assays described below. In-vitro potencies lie in

the range 0.01 nM - 10,000 nM, and in-vivo potencies in the range 1 µg/kg to 100 mg/kg.

#### A. In-vitro biology

The in-vitro biology is determined by (1) competitive radioligand Binding:  
5 using the A-form of the human progesterone receptor with progesterone as the radioligand; (2) co-transfection assay, which provides functional activity expressed as agonist EC50 and Antagonist IC50 values; and (3) a T47D cell proliferation, which is a further functional assay which also provides agonist and antagonist data.

1. hPR Binding assay - This assay is carried out in  
10 accordance with: Pathirana, C.; Stein, R.B.; Berger, T.S.; Fenical, W.; Ianiro, T.; Mais, D.E.; Torres, A.; Glodman, M.E., Nonsteroidal human progesterone receptor modulators from the marine alga cymoplia barbata, J. Steroid Biochem. Mol. Biol., 1992, 41, 733-738.

#### 2. PRE-luciferase assay in CV-1 cells

15 The object of this assay is to determine a compound's progestational or antiprogestational potency based on its effect on PRE-luciferase reporter activity in CV-1 cells co-transfected with human PR and PRE-luciferase plasmids. The materials methods used in the assay are as follows.

a. Medium: The growth medium was as follows:  
20 DMEM (BioWhittaker) containing 10% (v/v) fetal bovine serum (heat inactivated), 0.1 mM MEM non-essential amino acids, 100U/ml penicillin, 100mg/ml streptomycin, and 2 mM GlutaMax (GIBCO, BRL). The experimental medium was as follows: DMEM (BioWhittaker), phenol red-free, containing 10% (v/v) charcoal-stripped fetal bovine serum (heat-inactivated), 0.1 mM MEM non-essential amino  
25 acids, 100U/ml penicillin, 100mg/ml streptomycin, and 2 mM GlutaMax (GIBCO, BRL).

b. Cell culture, transfection, treatment, and luciferase assay

Stock CV-1 cells are maintained in growth medium.

30 Co-transfection is done using  $1.2 \times 10^7$  cells, 5 mg pLEM plasmid with hPR-B inserted

at SphI and BamHI sites, 10 mg pGL3 plasmid with two PREs upstream of the luciferase sequence, and 50 mg sonicated calf thymus DNA as carrier DNA in 250 ml. Electroporation is carried out at 260 V and 1,000 mF in a Biorad Gene Pulser II. After electroporation, cells are resuspended in growth medium and plated in 96-well plate at 40,000 cells/well in 200  $\mu$ l. Following overnight incubation, the medium is changed to experimental medium. Cells are then treated with reference or test compounds in experimental medium. Compounds are tested for antiprogesterational activity in the presence of 3 nM progesterone. Twenty-four hr. after treatment, the medium is discarded, cells are washed three times with D-PBS (GIBCO, BRL). Fifty  $\mu$ l of cell lysis buffer (Promega, Madison, WI) is added to each well and the plates are shaken for 15 min in a Titer Plate Shaker (Lab Line Instrument, Inc.). Luciferase activity is measured using luciferase reagents from Promega.

c. Analysis of Results:

Each treatment consists of at least 4 replicates. Log transformed data are used for analysis of variance and nonlinear dose response curve fitting for both agonist and antagonist modes. Huber weighting is used to downweight the effects of outliers.  $EC_{50}$  or  $IC_{50}$  values are calculated from the retransformed values. JMP software (SAS Institute, Inc.) is used for both one-way analysis of variance and non-linear response analyses.

d. Reference Compounds:

Progesterone and trimegestone are reference progestins and RU486 is the reference antiprogesterin. All reference compounds are run in full dose-response curves and the  $EC_{50}$  or  $IC_{50}$  values are calculated.

**Table 1. Estimated EC<sub>50</sub>, standard error (SE), and 95% confidence intervals (CI) for reference progestins from three individual studies**

5	Compound	Exp.	EC <sub>50</sub>	SE	95% CI	
			(nM)		lower	upper
	Progesterone	1	0.616	0.026	0.509	0.746
		2	0.402	0.019	0.323	0.501
		3	0.486	0.028	0.371	0.637
10	Trimegestone	1	0.0075	0.0002	0.0066	0.0085
		2	0.0081	0.0003	0.0070	0.0094
		3	0.0067	0.0003	0.0055	0.0082

**Table 2. Estimated IC<sub>50</sub>, standard error (SE), and 95% confident interval (CI) for the antiprogesterin, RU486 from three individual studies**

15	Compound	Exp.	IC <sub>50</sub>	SE	95% CI	
			(nM)		lower	upper
	RU486	1	0.028	0.002	0.019	0.042
20		2	0.037	0.002	0.029	0.048
		3	0.019	0.001	0.013	0.027

Progestational activity: Compounds that increase PRE-luciferase activity significantly ( $p < 0.05$ ) compared to vehicle control are considered active.

25 Antiproggestational activity: Compounds that decrease 3 nM progesterone induced PRE-luciferase activity significantly ( $p < 0.05$ )

EC<sub>50</sub>: Concentration of a compound that gives half-maximal increase PRE-luciferase activity (default-nM) with SE.

30 IC<sub>50</sub>: Concentration of a compound that gives half-maximal decrease in 3 nM progesterone induced PRE-luciferase activity (default-nM) with SE.



### 3. T47D cell proliferation assay

The objective of this assay is the determination of progestational and antiprogestational potency by using a cell proliferation assay in T47D cells. A compound's effect on DNA synthesis in T47D cells is measured. The materials and methods used in this assay are as follows.

- a. Growth medium: DMEM:F12 (1:1) (GIBCO, BRL) supplemented with 10% (v/v) fetal bovine serum (not heat-inactivated), 100U/ml penicillin, 100mg/ml streptomycin, and 2 mM GlutaMax (GIBCO, BRL).
- b. Treatment medium: Minimum Essential Medium (MEM) (#51200-038GIBCO, BRL) phenol red-free supplemented with 0.5% charcoal stripped fetal bovine serum, 100U/ml penicillin, 200 mg/ml streptomycin, and 2 mM GlutaMax (GIBCO, BRL).

c. Cell culture

Stock T47 D cells are maintained in growth medium. For BrdU incorporation assay, cells are plated in 96-well plates (Falcon, Becton Dickinson Labware) at 10,000 cells/well in growth medium. After overnight incubation, the medium is changed to treatment medium and cells are cultured for an additional 24 hr before treatment. Stock compounds are dissolved in appropriate vehicle (100% ethanol or 50% ethanol/50% DMSO), subsequently diluted in treatment medium and added to the cells. Progestin and antiprogestin reference compounds are run in full dose-response curves. The final concentration of vehicle is 0.1%. In control wells, cells receive vehicle only. Antiprogestins are tested in the presence of 0.03 nM trimegestone, the reference progestin agonist. Twenty-four hours after treatment, the medium is discarded and cells are labeled with 10 mM BrdU (Amersham Life Science, Arlington Heights, IL) in treatment medium for 4 hr.

#### d. Cell Proliferation Assay

At the end of BrdU labeling, the medium is removed and BrdU incorporation is measured using a cell proliferation ELISA kit (#RPN 250, Amersham Life Science) according to manufacturer's instructions. Briefly, cells are fixed in an

ethanol containing fixative for 30 min, followed by incubation in a blocking buffer for 30 min to reduce background. Peroxidase-labeled anti-BrdU antibody is added to the wells and incubated for 60 min. The cells are rinsed three times with PBS and incubated with 3,3',5,5'-tetramethylbenzidine (TMB) substrate for 10-20 min depending upon the potency of tested compounds. Then 25  $\mu$ l of 1 M sulfuric acid is added to each well to stop color reaction and optical density is read in a plate reader at 450 nm within 5 min.

e. Analysis of Results:

Square root-transformed data are used for analysis of variance and nonlinear dose response curve fitting for both agonist and antagonist modes. Huber weighting is used to downweight the effects of outliers. EC<sub>50</sub> or IC<sub>50</sub> values are calculated from the retransformed values. JMP software (SAS Institute, Inc.) is used for both one-way analysis of variance and non-linear dose response analyses in both single dose and dose response studies.

f. Reference Compounds:

Trimegestone and medroxyprogesterone acetate (MPA) are reference progestins and RU486 is the reference antiprogestin. All reference compounds are run in full dose-response curves and the EC<sub>50</sub> or IC<sub>50</sub> values are calculated.

**Table 3. Estimated EC<sub>50</sub>, standard error (SE), and 95% confidence intervals (CI) for individual studies**

Compound	Exp	EC <sub>50</sub> (nM)	SE	95% CI	
				lower	upper
Trimegestone	1	0.017	0.003	0.007	0.040
	2	0.014	0.001	0.011	0.017
	3	0.019	0.001	0.016	0.024
MPA	1	0.019	0.001	0.013	0.027
	2	0.017	0.001	0.011	0.024

**Table 4. Estimated IC<sub>50</sub>, standard error, and 95% confident interval for the antiprogesterin, RU486**

5	Compound	Exp	IC <sub>50</sub> (nM)	SE	95% CI	
					lower	upper
	RU486	1	0.011	0.001	0.008	0.014
		2	0.016	0.001	0.014	0.020
		3	0.018	0.001	0.014	0.022

- 10 EC<sub>50</sub>: Concentration of a compound that gives half-maximal increase in BrdU incorporation with SE; IC<sub>50</sub>: Concentration of a compound that gives half-maximal decrease in 0.1 trimegestone induced BrdU incorporation with SE.

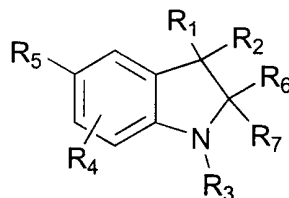
All above-noted published references are incorporated herein by reference.

- 15 Numerous modification and variations of the present invention are included in the above-identified specification are expected to be obvious to one of skill in the art. Such modifications and alterations to the methods, solutions, apparatuses of the present invention are believed to be encompassed in the scope of the claims appended hereto.

20

**What is Claimed:**

1. A compound of the formula:



I

wherein:

$R_1$  and  $R_2$  are chosen independently from H, alkyl, substituted alkyl; OH; O(alkyl); O(substituted alkyl); OAc; aryl; optionally substituted aryl; heteroaryl; optionally substituted heteroaryl; alkylaryl; alkylheteroaryl; 1-propynyl; or 3-propynyl;

or  $R_1$  and  $R_2$  are joined to form a ring comprising  $-\text{CH}_2(\text{CH}_2)_n\text{CH}_2-$ ;  $-\text{CH}_2\text{CH}_2\text{CMe}_2\text{CH}_2\text{CH}_2-$ ;  $-\text{O}(\text{CH}_2)_m\text{CH}_2-$ ;  $\text{O}(\text{CH}_2)_p\text{O}-$ ;  $-\text{CH}_2\text{CH}_2\text{OCH}_2\text{CH}_2-$ ;  $-\text{CH}_2\text{CH}_2\text{N}(\text{alkyl})\text{CH}_2\text{CH}_2-$ , or  $-\text{CH}_2\text{CH}_2\text{NHCH}_2\text{CH}_2-$ ;

$n$  is an integer from 0 to 5;

$m$  is an integer from 1 to 4;

$p$  is an integer from 1 to 4;

or  $R_1$  and  $R_2$  together comprise a double bond to  $=\text{C}(\text{CH}_3)_2$ ;  $=\text{C}(\text{C}_3-\text{C}_6 \text{ cycloalkyl})$ ,  $=\text{O}$ , or  $=\text{C}(\text{cycloether})$ , wherein cycloether is selected from tetrahydrofuranyl or hexahydropyranyl;

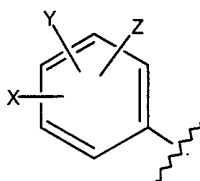
$R_3$  is H, OH,  $\text{NH}_2$ ,  $\text{C}_1$  to  $\text{C}_6$  alkyl, substituted  $\text{C}_1$  to  $\text{C}_6$  alkyl,  $\text{C}_3$  to  $\text{C}_6$  alkenyl, alkynyl or substituted alkynyl, or  $\text{COR}^A$ ;

$R^A =$  H,  $\text{C}_1$  to  $\text{C}_3$  alkyl, substituted  $\text{C}_1$  to  $\text{C}_3$  alkyl,  $\text{C}_1$  to  $\text{C}_3$  alkoxy, substituted  $\text{C}_1$  to  $\text{C}_3$  alkoxy,  $\text{C}_1$  to  $\text{C}_3$  aminoalkyl, or substituted  $\text{C}_1$  to  $\text{C}_3$  aminoalkyl;

$R_4 = H$ , halogen, CN,  $NH_2$ ,  $C_1$  to  $C_6$  alkyl, substituted  $C_1$  to  $C_6$  alkyl,  $C_1$  to  $C_6$  alkoxy, substituted  $C_1$  to  $C_6$  alkoxy,  $C_1$  to  $C_6$  aminoalkyl, or substituted  $C_1$  to  $C_6$  aminoalkyl;

$R_5$  is selected from the groups a), b) or c):

a)  $R_5$  is a benzene ring of the formula:



X is selected from halogen, OH, CN,  $C_1$  to  $C_3$  alkyl, substituted  $C_1$  to  $C_3$  alkyl,  $C_1$  to  $C_3$  alkoxy, substituted  $C_1$  to  $C_3$  alkoxy,  $C_1$  to  $C_3$  thioalkyl, substituted  $C_1$  to  $C_3$  thioalkyl, S(O)alkyl, S(O)<sub>2</sub>alkyl,  $C_1$  to  $C_3$  aminoalkyl, substituted  $C_1$  to  $C_3$  aminoalkyl,  $NO_2$ ,  $C_1$  to  $C_3$  perfluoroalkyl, 5 or 6 membered heterocyclic ring containing 1 to 3 heteroatoms,  $COR^B$ ,  $OCOR^B$ , or  $NR^C COR^B$ ;

$R^B$  is H,  $C_1$  to  $C_3$  alkyl, substituted  $C_1$  to  $C_3$  alkyl, aryl, substituted aryl,  $C_1$  to  $C_3$  alkoxy, substituted  $C_1$  to  $C_3$  alkoxy,  $C_1$  to  $C_3$  aminoalkyl, or substituted  $C_1$  to  $C_3$  aminoalkyl;

$R^C$  is H,  $C_1$  to  $C_3$  alkyl, or substituted  $C_1$  to  $C_3$  alkyl:

Y and Z are independently selected from H, halogen, CN,  $NO_2$ ,  $C_1$  to  $C_3$  alkoxy,  $C_1$  to  $C_3$  alkyl, or  $C_1$  to  $C_3$  thioalkyl;

or

b)  $R_5$  is a five or six membered ring with 1, 2, or 3 heteroatoms from the group including O, S, SO,  $SO_2$  or  $NR_6$  and containing one or two independent

substituents from the group including H, halogen, CN, NO<sub>2</sub> and C<sub>1</sub> to C<sub>3</sub> alkyl, C<sub>1</sub> to C<sub>3</sub> alkoxy, C<sub>1</sub> to C<sub>3</sub> aminoalkyl, COR<sup>D</sup>, or NR<sup>E</sup>COR<sup>D</sup>;

R<sup>D</sup> is H, C<sub>1</sub> to C<sub>3</sub> alkyl, substituted C<sub>1</sub> to C<sub>3</sub> alkyl, aryl, substituted aryl, C<sub>1</sub> to C<sub>3</sub> alkoxy, substituted C<sub>1</sub> to C<sub>3</sub> alkoxy, C<sub>1</sub> to C<sub>3</sub> aminoalkyl, or substituted C<sub>1</sub> to C<sub>3</sub> aminoalkyl;

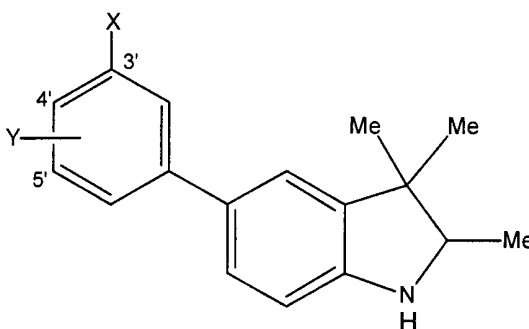
R<sup>E</sup> is H, C<sub>1</sub> to C<sub>3</sub> alkyl, or substituted C<sub>1</sub> to C<sub>3</sub> alkyl;

R<sub>6</sub> is H or C<sub>1</sub> to C<sub>3</sub> alkyl;

or

c) R<sup>5</sup> is an indol-4-yl, indol-7-yl or benzo-2-thiophene moiety, the moiety being optionally substituted by from 1 to 3 substituents selected from halogen, lower alkyl, CN, NO<sub>2</sub>, lower alkoxy, or CF<sub>3</sub>; wherein R<sub>6</sub> and R<sub>7</sub> are independently chosen from H, methyl, ethyl, propyl, butyl, iso-propyl, iso-butyl, cyclohexyl, aryl, substituted aryl, heteroaryl, or substituted heteroaryl;  
or pharmaceutically acceptable salt thereof.

2. A compound of Claim 1 having the formula:



wherein:

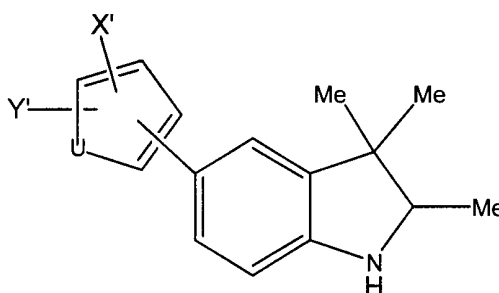
X is selected from halogen, CN, C<sub>1</sub> to C<sub>3</sub> alkoxy, C<sub>1</sub> to C<sub>3</sub> alkyl, NO<sub>2</sub>, C<sub>1</sub> to C<sub>3</sub> perfluoroalkyl, 5-membered heterocyclic ring containing 1 to 3 heteroatoms, or C<sub>1</sub> to C<sub>3</sub> thioalkoxy;

Y is a substituent on the 4' or 5' position selected from H, halogen, CN, NO<sub>2</sub>, C<sub>1</sub> to C<sub>3</sub> alkoxy, C<sub>1</sub> to C<sub>4</sub> alkyl, or C<sub>1</sub> to C<sub>3</sub> thioalkyl;

or pharmaceutically acceptable salt thereof.

3. A compound of Claim 2 wherein X is CN or NO<sub>2</sub> and Y is 5'-fluoro; or a pharmaceutically acceptable salt thereof.

4. A compound of Claim 1 having the formula:



wherein:

U is O, S, or NR<sub>6</sub>,

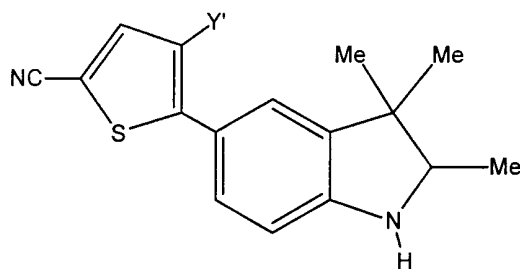
R<sub>6</sub> is H, or C<sub>1</sub> to C<sub>3</sub> alkyl, or C<sub>1</sub> to C<sub>4</sub> CO<sub>2</sub>alkyl;

X' is selected from halogen, CN, NO<sub>2</sub>, C<sub>1</sub> to C<sub>3</sub> alkyl or C<sub>1</sub> to C<sub>3</sub> alkoxy;

Y' is selected from the group H, F, CN, NO<sub>2</sub> or C<sub>1</sub> to C<sub>4</sub> alkyl;

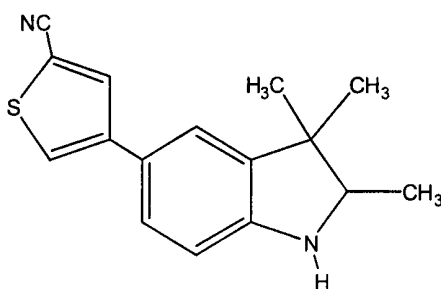
or pharmaceutically acceptable salt thereof.

5. A compound of Claim 4 having the formula:



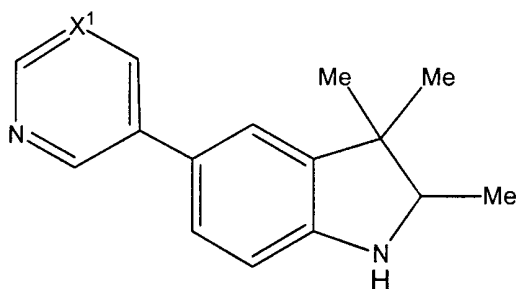
wherein Y' is H or alkyl; or a pharmaceutically acceptable salt thereof.

6. A compound of Claim 4 which has the formula:



or a pharmaceutically acceptable salt thereof.

7. A compound of Claim 1 having the formula:



wherein:

X<sup>1</sup> is N or CX<sup>2</sup>;



X<sup>2</sup> is halogen, CN or NO<sub>2</sub>;  
or pharmaceutically acceptable salt thereof.

8. A compound of Claim 1 which is 2,3,3-Trimethyl-5-(3-nitro-phenyl)-2,3-dihydro-1H-indole or a pharmaceutically acceptable salt thereof.

9. A compound of Claim 1 which is 2,3,3-Trimethyl-5-(3-nitro-phenyl)-2,3-dihydro-1H-indole Hydrochloride or a pharmaceutically acceptable salt thereof.

10. A compound of Claim 1 which is (2-R)-2,3,3-Trimethyl-5-(3-nitro-phenyl)-2,3-dihydro-1H-indole or a pharmaceutically acceptable salt thereof.

11. A compound of Claim 1 which is (2-S)-2,3,3-Trimethyl-5-(3-nitro-phenyl)-2,3-dihydro-1H-indole or a pharmaceutically acceptable salt thereof.

12. A compound of Claim 1 which is 2,3,3-Diethyl-2-methyl-5-(3-nitro-phenyl)-2,3-dihydro-1H-indole or a pharmaceutically acceptable salt thereof.

13. A compound of Claim 1 which is 4a-Methyl-6-(3-nitro-phenyl)-2,3,4,4a,9,9a-hexahydro-1H-carbazole or a pharmaceutically acceptable salt thereof.

14. A compound of Claim 1 which is 1,2-Dihydro-2-methyl-5-(3-nitro-phenyl)spiro[cyclohexane-1,3-[3H]indole] or a pharmaceutically acceptable salt thereof.

15. A compound of Claim 1 which is 3,3-Dimethyl-5-(3-nitro-phenyl)-2,3-dihydro-1H-indole or a pharmaceutically acceptable salt thereof.

16. A compound of Claim 1 which is 5'-(3-Chlorophenyl)-1',2'-dihydrospiro[cyclohexane-1,3'-[3H]indole] or a pharmaceutically acceptable salt thereof.

17. A compound of Claim 1 which is 3-(2',3',3'-trimethyl-2',3-dihydro-1H-indol-5'-yl) benzonitrile or a pharmaceutically acceptable salt thereof.

18. A pharmaceutical composition comprising a pharmaceutically effective amount of a compound of Claim 1 and a pharmaceutically acceptable carrier or excipient.

19. A method of inducing contraception in a mammal, the method comprising administering to the mammal a pharmaceutically effective amount of a compound of Claim 1, or a pharmaceutically acceptable salt thereof.

20. A method of treating or preventing benign or malignant neoplastic disease in a mammal, the method comprising administering to a mammal in need thereof a pharmaceutically effective amount of a compound of Claim 1, or a pharmaceutically acceptable salt thereof.

21. The method of Claim 19 wherein the benign or malignant neoplastic disease is selected from the group of uterine myometrial fibroids, endometriosis, benign prostatic hypertrophy; carcinomas and adenocarcinomas of the endometrium, ovary, breast, colon, prostate, pituitary, meningioma or other hormone-dependent tumors.

# INTERNATIONAL SEARCH REPORT

Int. Application No PCT/US 00/11464
--

**A. CLASSIFICATION OF SUBJECT MATTER**  
 IPC 7 C07D209/08 A61K31/404 A61P5/36

According to International Patent Classification (IPC) or to both national classification and IPC

**B. FIELDS SEARCHED**

Minimum documentation searched (classification system followed by classification symbols)

IPC 7 C07D

Documentation searched other than minimum documentation to the extent that such documents are included in the fields searched

Electronic data base consulted during the international search (name of data base and, where practical, search terms used)

CHEM ABS Data, EPO-Internal

**C. DOCUMENTS CONSIDERED TO BE RELEVANT**

Category *	Citation of document, with indication, where appropriate, of the relevant passages	Relevant to claim No.
A  P,A	WO 98 27059 A (MEIJI SEIKA KAISHA LTD) 25 June 1998 (1998-06-25) claim 1 & EP 0 947 507 A 6 October 1999 (1999-10-06) page 59 -page 70 ---	1,18
A	WO 94 14434 A (SMITHKLINE BEECHAM CORPORATION) 7 July 1994 (1994-07-07) cited in the application page 4 -page 8, line 25 ---	1,18
A	EP 0 535 529 A (NISSHIN FLOUR MILLING CO., LTD) 7 April 1993 (1993-04-07) page 3 -page 5 ---	1,18
	-/--	

Further documents are listed in the continuation of box C.

Patent family members are listed in annex.

\* Special categories of cited documents :

- \*A\* document defining the general state of the art which is not considered to be of particular relevance
- \*E\* earlier document but published on or after the international filing date
- \*L\* document which may throw doubts on priority claim(s) or which is cited to establish the publication date of another citation or other special reason (as specified)
- \*O\* document referring to an oral disclosure, use, exhibition or other means
- \*P\* document published prior to the international filing date but later than the priority date claimed

- \*T\* later document published after the international filing date or priority date and not in conflict with the application but cited to understand the principle or theory underlying the invention
- \*X\* document of particular relevance; the claimed invention cannot be considered novel or cannot be considered to involve an inventive step when the document is taken alone
- \*Y\* document of particular relevance; the claimed invention cannot be considered to involve an inventive step when the document is combined with one or more other such documents, such combination being obvious to a person skilled in the art.
- \*&\* document member of the same patent family

Date of the actual completion of the international search

7 September 2000

Date of mailing of the international search report

14/09/2000

Name and mailing address of the ISA

European Patent Office, P.B. 5818 Patentlaan 2  
 NL - 2280 HV Rijswijk  
 Tel. (+31-70) 340-2040, Tx. 31 651 epo nl,  
 Fax: (+31-70) 340-3016

Authorized officer

Kyriakakou, G

## INTERNATIONAL SEARCH REPORT

International Application No  
PCT/US 00/11464

## C.(Continuation) DOCUMENTS CONSIDERED TO BE RELEVANT

Category °	Citation of document, with indication, where appropriate, of the relevant passages	Relevant to claim No.
A	US 5 688 810 A (TODD K. JONES ET AL.) 18 November 1997 (1997-11-18) cited in the application column 1 -column 22, line 42 -----	1,18
A	US 5 696 127 A (TODD K. JONES ET AL.) 9 December 1997 (1997-12-09) cited in the application column 1 -column 22 -----	1,18
A	KATO L. PERLMAN ET AL.: "20-Oxopregnacalciferols: Vitamin D compounds that bind the Progesterone Receptor" TETRAHEDRON LETTERS, vol. 35, no. 15, 1994, pages 2295-2298, XP002029720 great Britain cited in the application the whole document -----	1,18

## INTERNATIONAL SEARCH REPORT

Information on patent family members

International Application No

PCT/US 00/11464

Patent document cited in search report	Publication date	Patent family member(s)	Publication date
WO 9827059 A	25-06-1998	AU 7738098 A	15-07-1998
		BR 9714145 A	29-02-2000
		EP 0947507 A	06-10-1999
		US 6077840 A	20-06-2000
WO 9414434 A	07-07-1994	AU 5873594 A	19-07-1994
		CN 1096513 A	21-12-1994
		EP 0676959 A	18-10-1995
		JP 8504826 T	28-05-1996
		MX 9400071 A	29-07-1994
		ZA 9309516 A	06-06-1994
EP 535529 A	07-04-1993	JP 5092973 A	16-04-1993
		DE 69221059 D	04-09-1997
		DE 69221059 T	13-11-1997
		US 5252580 A	12-10-1993
US 5688810 A	18-11-1997	AU 717251 B	23-03-2000
		AU 4597796 A	10-07-1996
		BR 9510486 A	02-06-1998
		CA 2208347 A	27-06-1996
		CN 1175247 A	04-03-1998
		CZ 9701761 A	16-09-1998
		EP 0800519 A	15-10-1997
		JP 10510840 T	20-10-1998
		NO 972591 A	14-08-1997
		WO 9619458 A	27-06-1996
		US 6093821 A	25-07-2000
		HU 78117 A	29-11-1999
		US 5696130 A	09-12-1997
		US 5688808 A	18-11-1997
		US 5693646 A	02-12-1997
		US 5693647 A	02-12-1997
US 5696127 A	09-12-1997		
US 5696133 A	09-12-1997		
US 5994544 A	30-11-1999		
US 5696127 A	09-12-1997	AU 717251 B	23-03-2000
		AU 4597796 A	10-07-1996
		BR 9510486 A	02-06-1998
		CA 2208347 A	27-06-1996
		CN 1175247 A	04-03-1998
		CZ 9701761 A	16-09-1998
		EP 0800519 A	15-10-1997
		HU 78117 A	29-11-1999
		JP 10510840 T	20-10-1998
		NO 972591 A	14-08-1997
		WO 9619458 A	27-06-1996
		US 5696130 A	09-12-1997
		US 5688808 A	18-11-1997
		US 5693646 A	02-12-1997
		US 5688810 A	18-11-1997
		US 5693647 A	02-12-1997
US 5696133 A	09-12-1997		
US 6093821 A	25-07-2000		
US 5994544 A	30-11-1999		