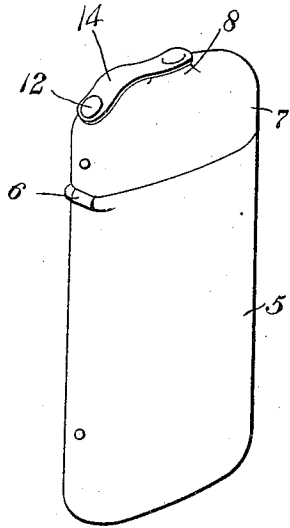


No. 816,799.

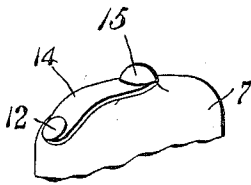
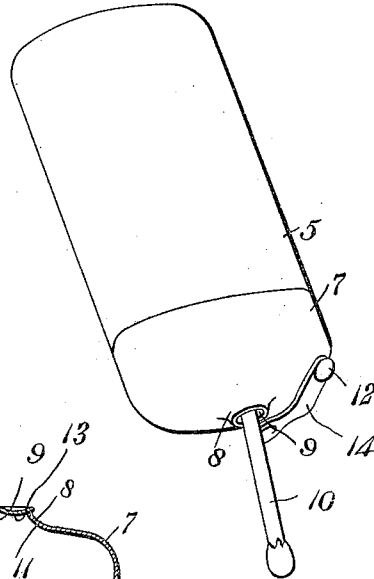
PATENTED APR. 3, 1906.

C. HUNNICUTT.  
SINGLE DELIVERY MATCH BOX.  
APPLICATION FILED NOV. 2, 1905.

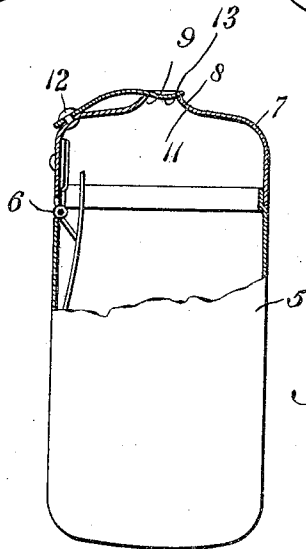
*Fig. 1.*



*Fig. 2.*



*Fig. 4.*



*Fig. 3.*

Witnesses  
*E. J. Stewart*  
*L. A. Tucker*

*Charles Hunnicutt*

Inventor.

by *Chas. Snowles*  
Attorneys

# UNITED STATES PATENT OFFICE.

CHARLES HUNNICUTT, OF WILMINGTON, OHIO.

## SINGLE-DELIVERY MATCH-BOX.

No. 816,799.

Specification of Letters Patent.

Patented April 3, 1906.

Application filed November 2, 1905. Serial No. 285,663.

*To all whom it may concern:*

Be it known that I, CHARLES HUNNICUTT, a citizen of the United States, residing at Wilmington, in the county of Clinton and State of Ohio, have invented a new and useful Single-Delivery Match-Box, of which the following is a specification.

This invention relates to single-delivery match-boxes, and has for its object to provide a simple, inexpensive, and efficient device of this character which may be conveniently carried in the pocket and by means of which the matches may be delivered one at a time through a discharge-opening in the lid or cover of the box.

A further object of the invention is to provide the lid or cover with a centrally-disposed conical extension having an opening formed therein through which the matches are discharged, and, further, to provide a spring-cap for normally closing the discharge-opening.

With these and other objects in view the invention consists in the construction and novel combination of parts hereinafter fully described, illustrated in the accompanying drawings, and pointed out in the claims hereto appended, it being understood that various changes in form, proportion, and minor details of construction may be resorted to without departing from the principle or sacrificing any of the advantages of this invention.

In the accompanying drawings, forming a part of this specification, Figure 1 is a perspective view of a match-box constructed in accordance with my invention. Fig. 2 is a similar view showing the manner of operating the box. Fig. 3 is a longitudinal sectional view of Fig. 1, and Fig. 4 is a perspective view of a portion of a match-box, showing a modified form of the invention.

Similar numerals of reference indicate corresponding parts in all the figures of the drawings.

The match-box, which may be made in different sizes and shapes and formed of metal or other suitable material, consists of a body portion 5, to which is pivoted, as indicated at 6, a lid or cover 7. The cover 7 is stamped, punched, or otherwise formed with a central

conical extension 8, which projects a short distance beyond the general plane of the top of the cover and is provided with a discharge-opening 9, through which the matches 10 are delivered one at a time when needed. The inner walls of the extension 8 and cover 7 are curved toward the mouth of the discharge-opening, as shown at 11, so that when the box is inverted the heads of the matches will engage said curved walls, and thereby guide the matches to the discharge-opening and permit the delivery of a single match.

Pivotally mounted on the cover at 12 is a spring-cap, the free end of which is provided with a depression producing a depending lug 13, adapted to engage the discharge-opening and form a closure for the same when the match-box is not in use. An intermediate portion of the spring-cap is bowed or curved, as shown at 14, and spaced from the cover to form a finger-piece, so that the cap may be conveniently moved to open and closed positions.

When it is desired to deliver a single match, the spring-cap is moved to open position and the box inverted, which causes a single match to be fed through the discharge-opening and in convenient position to be readily detached from the box, as best shown in Fig. 2 of the drawings.

In Fig. 4 there is illustrated a modified form of cap, in which the free end thereof is provided with a terminal knob or finger-piece 15.

It will thus be seen that the matches may be removed from the box one at a time without the necessity of opening the lid or cover.

Having thus described the invention, what is claimed is—

1. A match-box provided with a pivoted cover the top of which is formed with a central conical extension having a discharge-opening formed therein, the interior walls of the adjacent portion of the cover being curved toward said discharge-opening, and a cap for closing the discharge-opening.

2. A match-box provided with a pivoted cover the top of which is formed with a central conical extension having a discharge-opening formed therein, the interior walls of

the adjacent portion of the cover being curved  
toward said discharge-opening, and a spring-  
cap pivoted to the cover and having its free  
end provided with a terminal depression form-  
5 ing a depending lug for closing the discharge-  
opening, the intermediate portion of the cap  
being spaced from the cover and bowed out-  
wardly to form a finger-piece.

In testimony that I claim the foregoing as  
my own I have hereto affixed my signature in 10  
the presence of two witnesses.

CHAS. HUNNICUTT.

Witnesses:

C. W. SWAIM,  
MELVILLE HAYES