(No Model.)

E. B. YOUNG.

WATER TIGHT BAG.

No. 590,606. Patented Sept. 28, 1897.

Fig. 1

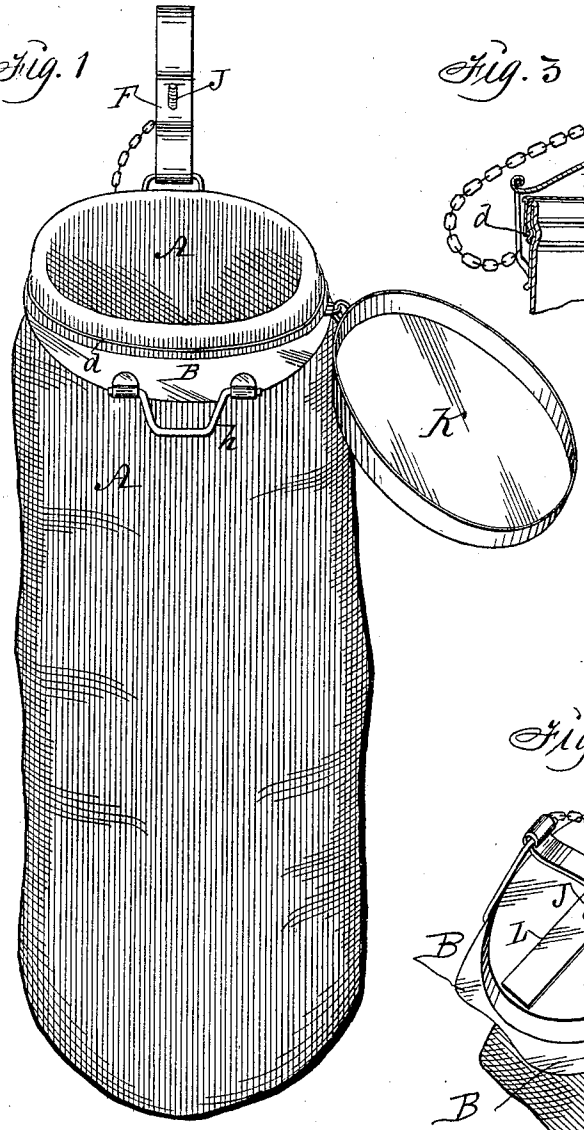

Fig. 3

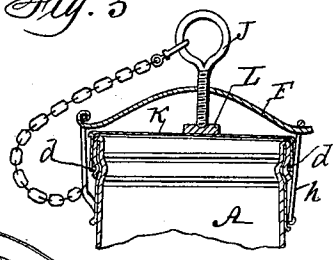

Fig. 2

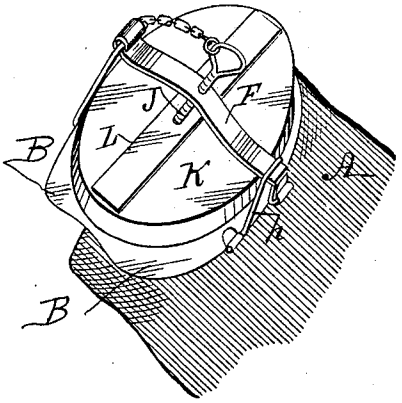

Witnesses:
Jas. Barels.
R.G. Orwig.

Inventor: Ella Boyer Young,
By Thomas G. and J. Ralph Orwig,
Attorneys.

THE NORRIS PETERS CO., PHOTO-LITHO., WASHINGTON, D. C.

UNITED STATES PATENT OFFICE.

ELLA BOYER YOUNG, OF RED OAK, IOWA.

WATER-TIGHT BAG.

SPECIFICATION forming part of Letters Patent No. 590,606, dated September 28, 1897.

Application filed February 13, 1897. Serial No. 623,342. (No model.)

To all whom it may concern:

Be it known that I, ELLA BOYER YOUNG, a citizen of the United States, residing at Red Oak, in the county of Montgomery and State of Iowa, have invented a new and useful Water-Tight Bag, of which the following is a specification.

My object is to provide a bag made of flexible material that is impervious to water with a rigid rim at its open end and means for closing the open end water-tight in such a manner that it can be readily opened and closed, as required, to fill or empty the bag with water or other liquid at pleasure.

My invention consists in the construction, arrangement, and combination of a vulcanized-rubber or metal rim, a metal or vulcanized-rubber cover, and fastening devices, with a bag, as hereinafter set forth, pointed out in my claims, and illustrated in the accompanying drawings, in which—

Figure 1 is a perspective view showing the bag open and ready to be filled. Fig. 2 shows the top closed and sealed water-tight. Fig. 3 is an enlarged transverse sectional view showing the relative positions of all the parts when the bag is closed and the cover fastened in its place as required to seal the bag water-tight.

The letter A designates a bag made of flexible waterproof material, preferably rubber. It may vary in size, as desired.

B is a metal or vulcanized-rubber rim, preferably elliptical in shape, fitted to the open top of the bag A. It has a continuous groove C near its top edge, adapted to aid in fastening the rim to the bag by means of a cord or wire.

To connect the rim and bag, the top of the bag is extended up through the rim and the top edge of the bag then doubled down over the top edge and outside surface of the rim and a wire *d* passed around and its ends twisted together to draw the bag material into the groove *c* and securely clamp it fast to the rim, so that the top portion of the rim will be covered and concealed by the flexible material, as shown in Fig. 1.

F is a rigid bar and screw-bearer, of arched form, hinged to one side of the metal or vulcanized-rubber rim to extend over the top of the rim and a cover thereon, to be detachably fastened by means of a loop *h*, that is hinged to the outside of the rim in such a manner that it can be readily slipped over the end of the bar F. In the center of the arched bar is a screw-threaded opening through which a set-screw J is extended downward.

K is a metal or vulcanized-rubber cover fitted over the top edge of the metal or vulcanized-rubber rim and the bag material that is drawn over it, so that when the cover is subjected to pressure the bag material in engagement therewith will serve as packing to produce a water-tight joint between the cover and the rim.

The cover when made of sheet metal is reinforced by means of a flat bar L, fixed across its top, to be engaged by the end of the screw J when the screw is used for sealing the bag.

In the practical use of my invention when the bag contains liquid the cover can be readily placed on top of the bag and the bag sealed water-tight by simply extending the bar and screw-bearer F across the top of the cover and slipping the hinged loop *h* over the free end thereof and then turning the screw J as required, to thereby press the cover upon the bag material that envelops the top portion of the rigid rim B. To open the bag, the pressure of the screw is relaxed and the loop disengaged from the arched screw-bearer and the cover then lifted.

It is obvious that the cover may be hinged to the rim, as shown in Fig. 1.

I claim as my invention—

1. A bag adapted to be closed water-tight by means of a rigid cover, comprising a bag made of flexible waterproof material and open at one end, a rigid rim fitted to the open top of the bag and the top edge portion of the bag doubled over the top edge portion of the rim and bound thereto by means of a wire, an arched bar and screw-bearer hinged to the outside of the rim to extend across a cover, a loop hinged to the rim to engage the free end of the bar, a screw fitted in a screw-threaded perforation in the arched bar, and a cover fitted to the top of the bag and the rigid rim, all arranged and combined to operate in the manner set forth.

2. A metal or vulcanized-rubber rim having a continuous groove around its outside

surface, a flexible bag having an open end extended upward through the rim, and then doubled downward over the top edge of the rim and the said groove and fastened to the rim by means of a wire, an arched screw-bearer hinged to one side of the rim and a loop to the other side to engage the free end of said screw-bearer, a screw extended through the said screw-bearer, and a cover fitted to the top of the bag and rigid rim attached thereto, substantially as shown and described for the purposes stated.

ELLA BOYER YOUNG.

Witnesses:
JESSIE BROWNELL,
FRANCES MCPHERSON.