

No. 695,444.

Patented Mar. 18, 1902.

R. J. CARSON & E. D. CUNDELL.

CASCADE TUMBLE.

(Application filed July 17, 1901.)

(No Model.)

Fig. 1

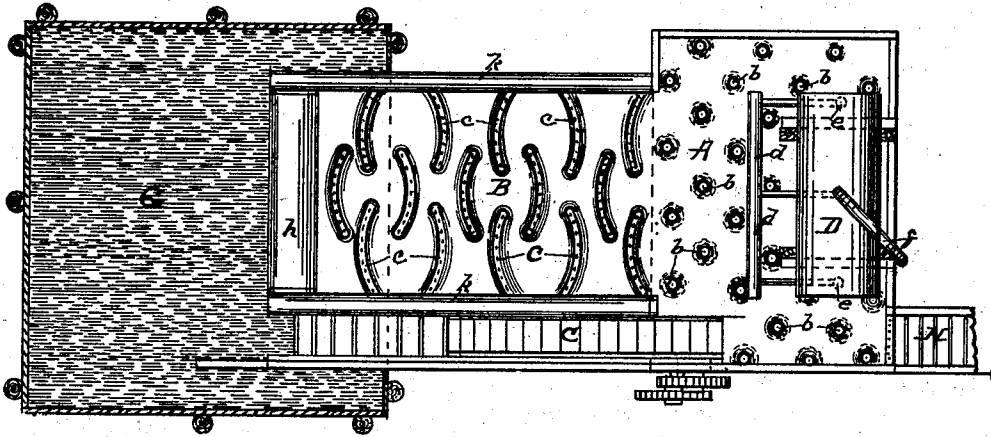


Fig. 3

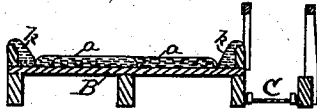
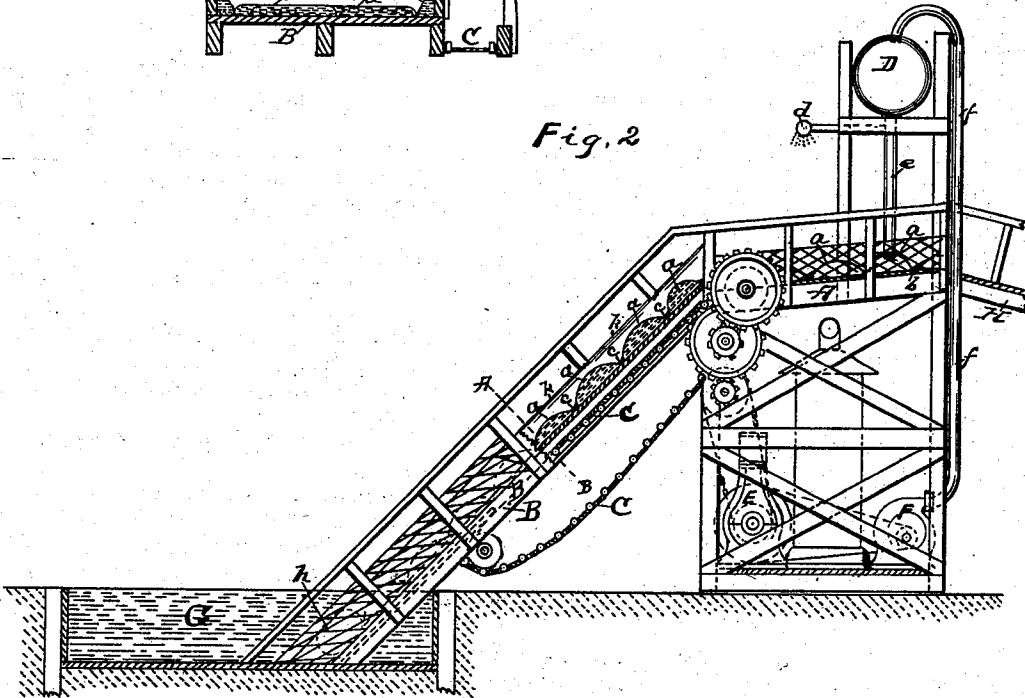


Fig. 2



Witnesses

*W. D. Rennie*  
*Norris H. Prunard*

By

Attorney

*Benj. A. Darr*

Inventors

*Robert J. Carson*  
*Edward D. Cundell*

# UNITED STATES PATENT OFFICE.

ROBERT J. CARSON, OF BUFFALO, NEW YORK, AND EDWARD D. CUNDELL, OF PATERSON, NEW JERSEY; SAID CARSON ASSIGNOR TO CHARLES G. HOLZAPFEL, OF NEW YORK, N. Y.

## CASCADE-TUMBLE.

SPECIFICATION forming part of Letters Patent No. 695,444, dated March 18, 1902.

Application filed July 17, 1901. Serial No. 68,585. (No model.)

*To all whom it may concern:*

Be it known that we, ROBERT J. CARSON, a resident of Buffalo, in the county of Erie and State of New York, and EDWARD D. CUNDELL, a resident of Paterson, in the county of Passaic and State of New Jersey, citizens of the United States, have invented certain new and useful Improvements in Cascade-Tumbles, of which the following is a specification.

Our invention relates to a novel and improved means of affording sport and amusement to bathers. We obtain this by the following appliances, as shown in the accompanying drawings, in which—

Figure 1 represents a plan view. Fig. 2 represents a side elevation; Fig. 3, a cross-section at A B of incline.

Similar letters refer to similar parts in the respective views.

A is a platform; B, an incline platform; C, a traveling stairway; D, an elevated water-reservoir; E, a motor; F, a pump; G, a water-tank; H, an entrance to platform.

A is the upper platform, mounted on a suitable structure at such a height as may be desired. To one side of said platform A is attached the incline platform B at its upper end, the lower end terminating in the water-tank G. The surface of the platforms A and B is covered with canvas *a* or other suitable material and secured to the deck of platform by a series of buttons *b* and binding-strips *c* at intervals, as shown. This covering is put on loose to allow it to be inflated by air or water, thereby forming a cushion or yielding surface. Above the platform A is mounted the water-reservoir D on suitable supports, to which is attached the spraying-pipe *d* and discharge-pipes *e*, the water being supplied by a suitable pump F through pipe *f*. At the side of the incline platform is placed the moving elevator C, which is attached by suitable gearing to the engine or motor E. The covering of the platforms A and B is inflated with water through the pipe *e*, which flows from one compartment to the other, inflating the entire surface of both platforms to a cushion or yielding surface.

The platform A is flooded with water from the spraying-pipe *d*. The said platform A is graded toward the incline platform B, which causes the water to flow over and down the undulated surface of the platform-covering in the form of a cascade into the tank G at the base of the incline B. On the incline platform B and just above the floor of the tank G is secured the cylindrical inflated cushion-bag *h* to check the fall of a body coming down the incline and prevent it from striking the bottom of the tank G. At either side of the incline platform B is a raised inflated cushion *k k* the entire length, which extends above the undulated surface and of sufficient height to prevent any one falling over the side.

The bathers from the platform A can tumble down the incline cascade of yielding cushions over which the water is flowing without injury to life or limb into the tank G, which makes enjoyable and pleasing sport. When the performer has reached the tank G and desires to repeat the tumble, he can step on the continuous moving elevator or stairway C, which will raise him to the upper platform A, and he can repeat the performance as often as desired without the exertion of climbing to the platform A. Thus it will be seen we have a novel, safe, and pleasing device for bathers' sport.

What we claim, and desire to secure by Letters Patent, is—

1. In a cascade-tumble the elevated and incline platforms covered with flexible material secured to said platforms and inflated with air or water to make a yielding undulated surface and sides; in combination with water-tank at base of incline platform substantially as and for the purpose specified.

2. In a cascade-tumble the elevated and incline platforms covered with flexible material; in combination with a water-supply reservoir for inflating the flexible material secured to the deck of elevated and incline platforms to make an undulated and yielding surface, substantially as and for the purpose specified.

3. In a cascade-tumble the elevated and in-

cline platforms covered with inflated undulating yielding surface; in combination with spraying device attached to water-supply reservoir for flooding the surface of said platforms substantially as and for the purpose specified.

4. In a cascade-tumble the elevated and incline platforms covered with an inflated yielding surface; in combination with traveling stairway or incline elevator, substantially as and for the purpose specified.

5. In a cascade-tumble the combination of the elevated and incline platforms covered with flexible material secured to the deck and sides of platforms, inflated to form the undu-

lated yielding surface, the plunging water-tank at base of incline; water-supply reservoir attached to flexible deck covering and surface; flooding-pipe; the traveling stairway or incline elevator, all as substantially described and specified.

Signed at New York, in the county of New York and State of New York, this 11th day of July, A. D. 1901.

ROBERT J. CARSON.  
EDWARD D. CUNDELL.

Witnesses:

WM. D. RENNIE,  
C. E. BURDELL.