

W. O. Jones.

Rule & Square.

N^o 73532

Patented Jan. 21, 1868

Fig. 1.

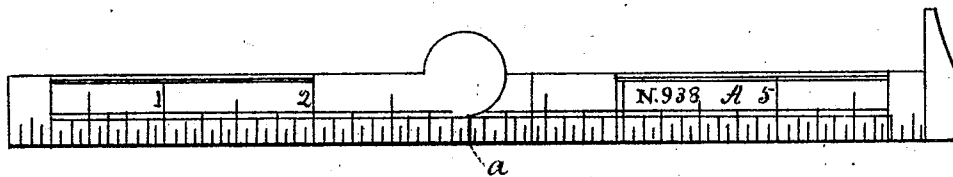


Fig. 2.

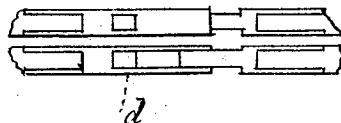


Fig. 3.

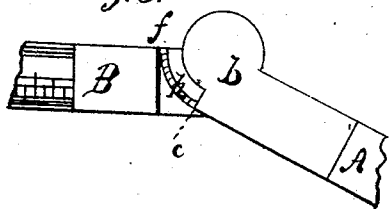
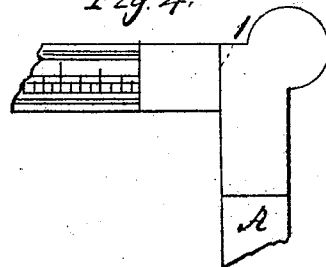


Fig. 4.



Witnesses.

Henry C. Houston.
Albert G. Corliss.

Inventor.

W. O. Jones
by his atty William H. Clifford

United States Patent Office.

W. O. JONES, OF PORTLAND, MAINE.

Letters Patent No. 73,532, dated January 21, 1868.

IMPROVEMENT IN COMBINED RULE AND SQUARE.

The Schedule referred to in these Letters Patent and making part of the same.

TO ALL WHOM IT MAY CONCERN:

Be it known that I, W. O. JONES, of Portland, in the county of Cumberland, and State of Maine, have invented a new and useful Combined Square and Rule; and I hereby declare the following to be a full, clear, and exact description thereof, which will enable others to make and use my invention, reference being had to the accompanying drawings, forming part of this specification, in which—

Figure 1 shows a side view of a rule, illustrating the extent to which the two arms can be opened.

Figure 2, two opposite edge views of a portion of a rule with my invention constructed thereon.

Figure 3, a side view of a portion of a rule, showing the graduated scale, and illustrating the nature of my improvement.

Figure 4, a side view of a portion of a rule embodying my improvement, and so placed as to show the nature and purpose of my invention.

The object of my invention is, by making certain changes in an ordinary rule, such as closes up from the centre by means of a hinge, to enable it to be used for a square or a bevel.

The form of construction of an ordinary hinge-rule is well known, consisting of two arms united by the hinge, so that one arm can be swung around upon the hinge until the two inner edges of the arms come in contact, and these arms can be swung apart until they form a single straight rule, as illustrated in fig. 1.

My invention enables the arm A to be turned still further backward from the position shown in fig. 1, till it is placed in the position shown in fig. 4, and thus form a square, and, of course, to any point intermediate, as in fig. 3.

In the ordinary rule, when the two parts are opened so as to form a straight line, two shoulders on the outer side of the arm come in contact with each other, and prevent the arms being further opened, as at *a*, fig. 1. In my invention, the joint or hinge is made as follows: The shoulder upon the part *b* is left as usual, (see *c*, fig. 3.) Between the brass pieces from which the joint is made a space is left, (see *d*.) Into this space the end of the other arm is so made as to slide and enter, when the two parts are placed as seen in fig. 4. When thus placed, the part, 1, of the arm A rests against the shoulder *f* on the part B, thus forming the square.

The angle of inclination of the arm A, when this angle is more than a right angle, is indicated by the graduated scale *h*.

What I claim as my invention, and desire to secure by Letters Patent, is—

Making the joint in the manner described, so that the rule can be used as a square, and this in combination with the graduated scale, so that it can be used as a bevel.

W. O. JONES.

Witnesses:

WILLIAM HENRY CLIFFORD,
HENRY C. HOUSTON.