

(19) AUSTRALIAN PATENT OFFICE

(54) Title
Tie-2 modulators and methods of use

(51)⁶ International Patent Classification(s)
C07D 215/16 **OBMEP** **A61K**
 (2006.01) 31/505
A61K 31/395 20060101ALI2005111
 (2006.01) **OBMEP** **C07D**
A61K 31/505 239/95
 (2006.01) 20060101ALI2005111
C07D 239/95 **OBMEP** **C07D**
 (2006.01) 401/04
C07D 401/04 20060101ALI2005111
 (2006.01) **OBMEP** **C07D**
C07D 401/06 401/06
 (2006.01) 20060101ALI2005111
C07D 401/14 **OBMEP** **C07D**
 (2006.01) 401/14
C07D 405/04 20060101ALI2005111
 (2006.01) **OBMEP** **C07D**
C07D 409/04 20060101ALI2005111
 (2006.01) **OBMEP** **C07D**
C07D 409/14 409/04
 (2006.01) 20060101ALI2005111
C07D 413/14 **OBMEP** **C07D**
 (2006.01) 409/14
C07D 215/16 20060101ALI2005111
 20060101AFI2005111 **OBMEP** **C07D**
OBMEP **A61K** 413/14
 31/395 20060101ALI2005111
 20060101ALI2005111 **OBMEP**
 PCT/US2004/010858

(21) Application No: 2004230928

(22) Application Date: 2004 .04 .08

(87) WIPO No: W004/092196

(30) Priority Data

(31) Number	(32) Date	(33) Country
60/461,446	2003 .04 .09	US

(43) Publication Date : 2004 .10 .28

(71) Applicant(s)
Exelixis, Inc.

(72) Inventor(s)
Nuss, John, Sangalang, Joan C., Ibrahim, Mohamed, Shi, Xian, Schnepf,
Kevin, Leahy, James

(74) Agent/Attorney
Davies Collison Cave, 1 Nicholson Street, Melbourne, VIC, 3000

(56) Related Art
 US 4306065
 US 5436233
 Bioorganic & Medicinal Chemistry Letters 2001, 11, 545-547
 WO 00/12497
 J Med Chem 1995, 38, 3547-3557
 EP 1277738
 WO 02/051836
 Synapse 2002, 43, 268-274

(12) INTERNATIONAL APPLICATION PUBLISHED UNDER THE PATENT COOPERATION TREATY (PCT)

(19) World Intellectual Property
Organization
International Bureau



(43) International Publication Date
28 October 2004 (28.10.2004)

PCT

(10) International Publication Number
WO 2004/092196 A3

- (51) International Patent Classification⁷: **A61K 31/395**,
31/505, C07D 239/95, 215/16, 401/04, 401/06, 405/04,
409/04, 413/14, 401/14, 409/14
- (21) International Application Number:
PCT/US2004/010858
- (22) International Filing Date: 8 April 2004 (08.04.2004)
- (25) Filing Language: English
- (26) Publication Language: English
- (30) Priority Data:
60/461,446 9 April 2003 (09.04.2003) US
- (71) Applicant (for all designated States except US): **EX-
ELIXIS, INC.** [US/US]; 170 Harbor Way, P.O. Box 511,
South San Francisco, CA 94083-0511 (US).
- (72) Inventors; and
- (75) Inventors/Applicants (for US only): **IBRAHIM, Mo-
hamed** [US/US]; 3380 Lubich Drive, Mountain View, CA
94040 (US). **LEAHY, James** [US/US]; 1185 Camellia
Court, San Leandro, CA 94110 (US). **SANGALANG,
Joan, C.** [US/US]; 679 Fairmont Avenue, #5, Mountain
View, CA 94041 (US). **SCHNEPP, Kevin** [US/US]; 8768
Newry Court, Elk Grove, CA 95624 (US). **SHI, Xian**
[US/US]; 157 Elm Street, Apt. #106, San Mateo, CA
94401 (US). **NUSS, John** [US/US]; 16 Woodranch Circle,
Danville, CA 94056 (US).
- (74) Agents: **GRIEDEL, Brian** et al.; Exelixis, Inc., 170 Har-
bor Way, P.O. Box 511, South San Francisco, CA 94083-
0511 (US).
- (81) Designated States (unless otherwise indicated, for every
kind of national protection available): AE, AG, AL, AM,
AT, AU, AZ, BA, BB, BG, BR, BW, BY, BZ, CA, CH, CN,
CO, CR, CU, CZ, DE, DK, DM, DZ, EC, EE, EG, ES, FI,
GB, GD, GE, GH, GM, HR, HU, ID, IL, IN, IS, JP, KE,
KG, KP, KR, KZ, LC, LK, LR, LS, LT, LU, LV, MA, MD,
MG, MK, MN, MW, MX, MZ, NA, NI, NO, NZ, OM, PG,
PI, PL, PT, RO, RU, SC, SD, SE, SG, SK, SL, SY, TJ, TM,
TN, TR, TT, TZ, UA, UG, US, UZ, VC, VN, YU, ZA, ZM,
ZW.
- (84) Designated States (unless otherwise indicated, for every
kind of regional protection available): ARIPO (BW, GH,
GM, KE, LS, MW, MZ, SD, SL, SZ, TZ, UG, ZM, ZW),
Eurasian (AM, AZ, BY, KG, KZ, MD, RU, TJ, TM), Euro-
pean (AT, BE, BG, CH, CY, CZ, DE, DK, EE, ES, FI, FR,
GB, GR, HU, IE, IT, LU, MC, NL, PL, PT, RO, SE, SI, SK,
TR), OAPI (BF, BJ, CF, CG, CI, CM, GA, GN, GQ, GW,
ML, MR, NE, SN, TD, TG).
- Published:
— with international search report
- (88) Date of publication of the international search report:
17 March 2005

For two-letter codes and other abbreviations, refer to the "Guid-
ance Notes on Codes and Abbreviations" appearing at the begin-
ning of each regular issue of the PCT Gazette.

WO 2004/092196 A3

(54) Title: TIE-2 MODULATORS AND METHODS OF USE

(57) Abstract: The present invention provides compounds for modulating protein kinase enzymatic activity for modulating cellular activities such as proliferation, differentiation, programmed cell death, migration and chemoinvasion. Compounds of the invention inhibit, regulate and/or modulate kinases, particularly Tie-2. Methods of using the compounds and pharmaceutical compositions thereof to treat kinase-dependent diseases and conditions are also an aspect of the invention.

TIE-2 MODULATORS AND METHODS OF USE

CROSS-REFERENCE TO RELATED APPLICATIONS

[0001] This application claims priority to U.S. provisional patent application 60/461,446 filed on April 9, 2003, entitled "Tie-2 Modulators and Methods of Use," naming Ibrahim, Mohamed *et. al* as inventors; which is hereby incorporated by reference in its entirety for all purposes.

BACKGROUND OF THE INVENTION

Field of the Invention

[0002] This invention relates to compounds for modulating protein kinase enzymatic activity for modulating cellular activities such as proliferation, differentiation, programmed cell death, migration and chemoinvasion. Even more specifically, the invention relates to compounds that inhibit, regulate and/or modulate kinases, particularly Tie-2. Kinase receptor signal transduction pathways related to the changes in cellular activities as mentioned above are modulated using compounds of the invention. Methods of using the compounds to treat kinase-dependent diseases and conditions are also an aspect of the invention.

Summary of Related Art

[0003] Improvements in the specificity of agents used to treat cancer is of considerable interest because of the therapeutic benefits which would be realized if the side effects associated with the administration of these agents could be reduced. Traditionally, dramatic improvements in the treatment of cancer are associated with identification of therapeutic agents acting through novel mechanisms.

[0004] Protein kinases are enzymes that catalyze the phosphorylation of proteins, in particular, hydroxy groups on tyrosine, serine and threonine residues of proteins. The consequences of this seemingly simple activity are staggering; cell differentiation and proliferation; i.e., virtually all aspects of cell life in one-way or another depend on protein kinase activity. Furthermore, abnormal protein kinase activity has been related to a host of disorders, ranging from relatively non-life threatening diseases such as psoriasis to extremely virulent diseases such as glioblastoma (brain cancer).

[0005] Protein kinases can be categorized as receptor type or non-receptor type. Receptor-type tyrosine kinases have an extracellular, a transmembrane, and an intracellular portion, while non-receptor type tyrosine kinases are wholly intracellular.

[0006] Receptor-type tyrosine kinases are comprised of a large number of transmembrane receptors with diverse biological activity. In fact, about 20 different subfamilies of receptor-type tyrosine kinases have been identified. One tyrosine kinase subfamily, designated the HER subfamily, is comprised of EGFR (HER1), HER2, HER3, and HER4. Ligands of this subfamily of receptors identified so far include epithelial growth factor, TGF-alpha, amphiregulin, HB-EGF, betacellulin and heregulin. Another subfamily of these receptor-type tyrosine kinases is the insulin subfamily, which includes INS-R, IGF-IR, and IR-R. The PDGF subfamily includes the PDGF-alpha and beta receptors, CSFIR, c-kit and FLK-II. Then there is the FLK family, which is comprised of the kinase insert domain receptor (KDR), fetal liver kinase-1 (FLK-1), fetal liver kinase-4 (FLK-4) and the fms-like tyrosine kinase-1 (flt-1). The PDGF and FLK families are usually considered together due to the similarities of the two groups. For a detailed discussion of the receptor-type tyrosine kinases, see Plowman et al., DN&P 7(6): 334-339, 1994, which is hereby incorporated by reference.

[0007] The non-receptor type of tyrosine kinases is also comprised of numerous subfamilies, including Src, Frk, Btk, Csk, Abl, Zap70, Fes/Fps, Fak, Jak, Ack, and LIMK. Each of these subfamilies is further sub-divided into varying receptors. For example, the Src subfamily is one of the largest and includes Src, Yes, Fyn, Lyn, Lck, Blk, Hck, Fgr, and Yrk. The Src subfamily of enzymes has been linked to oncogenesis. For a more detailed discussion of the non-receptor type of tyrosine kinases, see Bolen, Oncogene, 8:2025-2031 (1993), which is hereby incorporated by reference.

[0008] Since protein kinases and their ligands play critical roles in various cellular activities, deregulation of protein kinase enzymatic activity can lead to altered cellular properties, such as uncontrolled cell growth associated with cancer. In addition to oncological indications, altered kinase signaling is implicated in numerous other pathological diseases. These include, but are not limited to: immunological disorders, cardiovascular diseases, inflammatory diseases, and degenerative diseases. Therefore, both receptor and non-receptor protein kinases are attractive targets for small molecule drug discovery.

[0009] One particularly attractive goal for therapeutic use of kinase modulation relates to oncological indications. For example, modulation of protein kinase activity for the treatment of cancer has been demonstrated successfully with the FDA approval of Gleevec® (imatinib mesylate, produced by Novartis Pharmaceutical Corporation of East Hanover, NJ) for the treatment of Chronic Myeloid Leukemia (CML) and gastrointestinal stroma cancers. Gleevec is a selective Abl kinase inhibitor.

[0010] Modulation (particularly inhibition) of cell proliferation and angiogenesis, two key cellular processes needed for tumor growth and survival (Matter A. Drug Disc Technol 2001 6, 1005-1024), is an attractive goal for development of small-molecule drugs. Anti-angiogenic therapy represents a potentially important approach for the treatment of solid tumors and other diseases associated with dysregulated vascularization, including ischemic coronary artery disease, diabetic retinopathy, psoriasis and rheumatoid arthritis. As well, cell antiproliferative agents are desirable to slow or stop the growth of tumors.

[0011] One particularly attractive target for small-molecule modulation, with respect to antiangiogenic and antiproliferative activity is Tie-2. Tie-2 (also called TEK) is a member of the receptor tyrosine kinase (RTK) family, which is expressed primarily in endothelial cells and early hemopoietic cells, and plays a critical role in the processes of vasculogenesis and angiogenesis. As such, Tie-2 has been shown to participate in endothelial cell migration, sprouting, survival and periendothelial cell recruitment during angiogenesis.

[0012] The angiopoietin family of growth factors regulates Tie-2 activity through a combination of agonistic and antagonistic extracellular ligands. Binding of the ligands, Angiopoietin-1 (Ang-1) or Ang-4 by Tie-2 induces autophosphorylation resulting in an increase of receptor dependent signaling, while binding to Ang-2 and Ang-3 results in down regulation of receptor activity. Ang-1 signaling through Tie-2 facilitates later stages of vascular development by modulating cell-cell, and cell-matrix interactions, resulting in the survival and stabilization of newly formed blood vessels.

[0013] Tumor growth progression requires the recruitment of new blood vessels into the tumor from preexisting vessels. Accordingly, Tie-2 expression has been demonstrated on a wide variety of tumor types including ovarian, breast, renal, prostate, lung, thyroid, myeloid leukemia, hemangiomas, melanomas, astrocytomas, and glioblastomas. Tie-2 activation has also been linked to venous malformations (VM), the most common form of vascular morphogenesis in humans. As well, an activating mutation in the kinase domain

of Tie-2 occurs in multiple families who exhibit a dominantly inherited form of VM. Tie-2 has been linked to multiple cancer types, including ovarian, breast, renal, prostate, lung, thyroid, myeloid leukemia, hemangiomas, melanomas, astrocytomas, and glioblastomas (See: Shirkawa et al Int J Cancer 2002 Jun 20; 99(6):821-8; Tanka et al Clin Cancer Res 2002 May;8(5):1125-31; Mitsutake et al Thyroid 2002 Feb; 12(2):95-9; Muller et al Leuk Res 2002 Feb; 26(2):163-8; Yu et al Am J Pathol 2001 Dec; 159(6):2271-80; Pomyje et al Melanoma Res 2001 Dec; 11(6):639-43; Harris et al Clin Cancer Res 2001 Jul;7(7):1992-7; Wrumbach et al Anticancer Res 2000 Nov-Dec;20(6D):5217-20; Ding et al Deuro-oncol 2001 Jan;3(1):1-10; Takahama et al Clin Cancer Res 1999 Sep;5(9):2506-10; Stratmann et al Am J Pathol 1998 Nov;153(5):1549-66; and, Kukk et al Br J Haematol 1997 Jul;98(1):195-203). Additionally, activation of Tie-2 has been linked to the vascular dysmorphogenesis syndrome, venous malformation (See: Vikkula et al Cell 1996 Dec;87(1):1181-1190). Thus modulation of Tie-2 is desirable as a means to treat cancer and cancer-related disease.

[0014] Accordingly, the identification of small-molecule compounds that specifically inhibit, regulate and/or modulate the signal transduction of kinases, particularly Tie-2, is desirable as a means to treat or prevent disease states associated with abnormal cell proliferation and angiogenesis, and is an object of this invention.

SUMMARY OF THE INVENTION

[0015] The present invention provides compounds for modulating kinase activity and methods of treating diseases mediated by kinase activity, in particular Tie-2, utilizing the compounds and pharmaceutical compositions thereof. Diseases mediated by kinase activity are from herein referred to as "kinase-dependent diseases or conditions" (see definition in detailed description of invention below). Inhibitors that are selective for Tie-2 are included in this invention.

[0016] In another aspect, the invention provides methods of screening for modulators of kinase activity. The methods comprise combining a composition of the invention, a kinase, and at least one candidate agent and determining the effect of the candidate agent on the kinase activity.

[0017] In yet another aspect, the invention also provides pharmaceutical kits comprising one or more containers filled with one or more of the ingredients of pharmaceutical

compounds and/or compositions of the present invention, including, one or more kinase enzyme activity modulators as described herein. Such kits can also include, for example, other compounds and/or compositions (e.g., diluents, permeation enhancers, lubricants, and the like), a device(s) for administering the compounds and/or compositions, and written instructions in a form prescribed by a governmental agency regulating the manufacture, use or sale of pharmaceuticals or biological products, which instructions can also reflect approval by the agency of manufacture, use or sale for human administration.

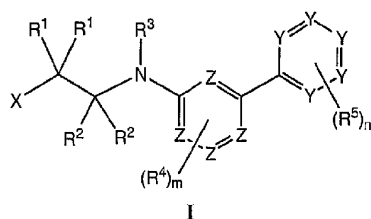
[0018] In still yet another aspect, the invention also provides a diagnostic agent comprising a compound of the invention and, optionally, pharmaceutically acceptable adjuvants and excipients. These and other features and advantages of the present invention will be described in more detail below.

DETAILED DESCRIPTION OF THE INVENTION

[0019] The compositions of the invention are used to treat diseases associated with abnormal and or unregulated cellular activities. Disease states which can be treated by the methods and compositions provided herein include, but are not limited to, cancer (further discussed below), immunological disorders such as rheumatoid arthritis, graft-host diseases, multiple sclerosis, psoriasis; cardiovascular diseases such as atherosclerosis, myocardioinfarction, ischemia, pulmonary hypertension, stroke and restenosis; other inflammatory and degenerative diseases such as interbowel diseases, osteoarthritis, macular degeneration, diabetic retinopathy.

[0020] It is appreciated that in some cases the cells may not be in a hyper- or hypo-proliferative and/or migratory state (abnormal state) and still require treatment. For example, during wound healing, the cells may be proliferating "normally," but proliferation and migration enhancement may be desired. Alternatively, reduction in "normal" cell proliferation and/or migration rate may be desired.

[0021] The present invention comprises a compound for modulating kinase activity, particularly Tie-2, of Formula I,



or a pharmaceutically acceptable salt, hydrate, or prodrug thereof, wherein,

X is selected from -H, -OR⁶, -S(O)₀₋₂R⁶, -N(R⁶)R⁷, -O-N(R⁶)R⁷, -N(R⁶)OR⁶, -N(R⁶)N(R⁶)R⁷, absent, oxo, thiono, and imino, with the proviso that when X is oxo, thiono, or imino, there is only one R¹;

R¹ and R², at each occurrence, are each independently selected from -H, halogen, -CN, -NH₂, -NO₂, -OR⁶, -N(R⁶)R⁷, -S(O)₀₋₂R⁷, -SO₂N(R⁶)R⁷, -CO₂R⁶, -C(O)N(R⁶)R⁷, -N(R⁶)SO₂R⁷, -N(R⁶)C(O)R⁷, -N(R⁶)CO₂R⁷, -C(O)R⁶, optionally substituted lower alkyl, optionally substituted aryl, optionally substituted lower arylalkyl, optionally substituted heterocyclyl, absent, and optionally substituted lower heterocyclylalkyl;

optionally two of R² together are oxo;

optionally, at least one pair of substituents, selected from two of R¹, two of R², and one each of R¹ and R², together with the corresponding carbon or carbons to which they are attached, form a first ring comprising between three and seven annular atoms, said first ring optionally substituted with between zero and four additional of R¹, each independently selected as defined above and optionally, when paired, together with the corresponding atom or atoms of the first ring to which they are attached, form a second ring comprising between three and seven annular atoms, said second ring optionally substituted with between zero and three of R¹;

R³ is selected from -H, optionally substituted lower alkyl, optionally substituted lower arylalkyl, optionally substituted aryl, optionally substituted heterocyclyl, and optionally substituted alkoxy;

optionally R³ and one of R², together with the atoms to which each is attached, form a third ring comprising between three and seven annular atoms, said third ring optionally substituted with between zero and four additional of R¹, each independently selected as defined above and optionally, when paired, together with the corresponding atom or atoms of the third ring to which they are attached, form a fourth ring comprising between three

and seven annular atoms, said fourth ring optionally substituted with between zero and three of R^1 ;

optionally R^3 and one of R^1 , together with the atoms to which they are attached and the carbon to which R^2 is attached, form a fifth ring comprising between three and seven annular atoms, said fifth ring optionally substituted with between zero and four additional of R^1 , each independently selected as defined above and optionally, when paired, together with the corresponding atom or atoms of the fifth ring to which they are attached, form a sixth ring comprising between three and seven annular atoms, said sixth ring optionally substituted with between zero and three of R^1 ;

m is zero to four;

each of R^4 is independently selected from -H, halogen, -CN, -NH₂, -NO₂, -OR⁶, -N(R⁶)R⁷, -S(O)₀₋₂R⁷, -SO₂N(R⁶)R⁷, -CO₂R⁶, -C(O)N(R⁶)R⁷, -N(R⁶)SO₂R⁷, -N(R⁶)C(O)R⁷, -N(R⁶)CO₂R⁷, -C(O)R⁶, optionally substituted lower alkyl, optionally substituted aryl, optionally substituted lower arylalkyl, optionally substituted heterocyclyl, and optionally substituted lower heterocyclylalkyl;

optionally two adjacent of R^4 , together with the two carbons to which they are attached, form a seventh ring fused with the aromatic ring system containing Z as in Formula I, said seventh ring comprising between five and seven atoms and substituted with zero to three additional of R^4 , provided said seventh ring together with the aromatic ring system containing Z as in Formula I does not constitute a 7-deazapurine;

each Y is independently either =C(R⁵)- or =N-, provided that there are no more than three of =N- in the aromatic ring bearing Y;

each Z is independently either =C(R⁴)- or =N-;

n is zero to five;

each R^5 is independently selected from -H, halogen, -CN, -NH₂, -NO₂, -OR⁶, -NR⁶R⁷, -S(O)₀₋₂R⁷, -SO₂NR⁶R⁷, -CO₂R⁶, -C(O)NR⁶R⁷, -N(R⁶)SO₂R⁷, -N(R⁶)C(O)R⁷, -N(R⁶)CO₂R⁷, -C(O)R⁶, optionally substituted lower alkyl, optionally substituted aryl, optionally substituted lower arylalkyl, optionally substituted heterocyclyl, and optionally substituted lower heterocyclylalkyl; and

optionally two adjacent of R^5 , together with the two carbons to which they are attached, form an eighth ring fused with the aromatic ring system containing Y as in Formula I, said

C:\NRP\Pub\BDC\AMF\024553_1.DOC:10/10/2010

2004230928 22 Oct 2010

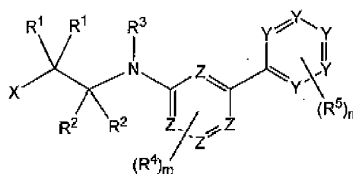
eighth ring comprising between five and seven atoms and substituted with zero to three additional of R^5 ;

R^6 is-H or R^7 ;

R^7 is selected from optionally substituted lower alkyl, optionally substituted aryl,
5 optionally substituted lower arylalkyl, optionally substituted heterocyclyl, and optionally substituted lower heterocyclylalkyl; and

R^6 and R^7 , when taken together with a common nitrogen to which they are attached, form an optionally substituted five-to seven-membered heterocyclyl ring, said optionally substituted five-to seven-membered heterocyclyl ring optionally containing at least one
10 additional heteroatom selected from N, O, S, and P.

[0022A] In one aspect the present invention provides a compound for modulating kinase activity, particularly Tie-2, of Formula I,



15 or a pharmaceutically acceptable salt, hydrate, or prodrug thereof, wherein,

X is selected from -H, -OR⁶, -S(O)₀₋₂R⁶, -N(R⁶)R⁷, -O-N(R⁶)R⁷, -N(R⁶)OR⁶, -N(R⁶)N(R⁶)R⁷, absent, oxo, thiono, and imino, with the proviso that when X is oxo, thiono, or imino, there is only one R¹;

R^1 and R^2 , at each occurrence, are each independently selected from -H, halogen, -CN,
20 -NH₂, -NO₂, -OR⁶, -N(R⁶)R⁷, -S(O)₀₋₂R⁷, -SO₂N(R⁶)R⁷, -CO₂R⁶, -C(O)N(R⁶)R⁷, -N(R⁶)SO₂R⁷, -N(R⁶)C(O)R⁷, -N(R⁶)CO₂R⁷, -C(O)R⁶, optionally substituted lower alkyl, optionally substituted aryl, optionally substituted lower arylalkyl, optionally substituted heterocyclyl, absent, and optionally substituted lower heterocyclylalkyl;

optionally two of R^2 together are oxo;

C:\NP\Font\DCO\AMT024834_1.DOC-2010/10/22

2004230928 22 Oct 2010

optionally, at least one pair of substituents, selected from two of R^1 , two of R^2 , and one each of R^1 and R^2 , together with the corresponding carbon or carbons to which they are attached, form a first ring comprising between three and seven annular atoms, said first ring optionally substituted with between zero and four additional of R^1 , each independently selected as defined above and optionally, when paired, together with the corresponding atom or atoms of the first ring to which they are attached, form a second ring comprising between three and seven annular atoms, said second ring optionally substituted with between zero and three of R^1 ;

R^3 is selected from -H, optionally substituted lower alkyl, optionally substituted lower arylalkyl, optionally substituted aryl, optionally substituted heterocyclyl, and optionally substituted alkoxy;

optionally R^3 and one of R^2 , together with the atoms to which each is attached, form a third ring comprising between three and seven annular atoms, said third ring optionally substituted with between zero and four additional of R^1 , each independently selected as defined above and optionally, when paired, together with the corresponding atom or atoms of the third ring to which they are attached, form a fourth ring comprising between three and seven annular atoms, said fourth ring optionally substituted with between zero and three of R^1 ;

optionally R^3 and one of R^1 , together with the atoms to which they are attached and the carbon to which R^2 is attached, form a fifth ring comprising between three and seven annular atoms, said fifth ring optionally substituted with between zero and four additional of R^1 , each independently selected as defined above and optionally, when paired, together with the corresponding atom or atoms of the fifth ring to which they are attached, form a sixth ring comprising between three and seven annular atoms, said sixth ring optionally substituted with between zero and three of R^1 ;

m is zero to four;

each of R^4 is independently selected from -H, halogen, -CN, -NH₂, -NO₂, -OR⁶, -N(R⁶)R⁷, -S(O)₀₋₂R⁷, -SO₂N(R⁶)R⁷, -CO₂R⁶, -C(O)N(R⁶)R⁷, -N(R⁶)SO₂R⁷, -N(R⁶)C(O)R⁷, -N(R⁶)CO₂R⁷, -C(O)R⁶, optionally substituted lower alkyl, optionally substituted aryl,

8a

C:\NPFA\BIDCC\AMT\U14434_1.DOC-20/10/2010

2004230928 22 Oct 2010

optionally substituted lower arylalkyl, optionally substituted heterocyclyl, and optionally substituted lower heterocyclylalkyl;

optionally two adjacent of R^4 , together with the two carbons to which they are attached, form a seventh ring fused with the aromatic ring system containing Z as in Formula I, said
 5 seventh ring comprising between five and seven atoms and substituted with zero to three additional of R^4 , provided said seventh ring together with the aromatic ring system containing Z as in Formula I does not constitute a 7-deazapurine;

each Y is independently either $=C(R^5)-$ or $=N-$, provided that there are no more than three of $=N-$ in the aromatic ring bearing Y, and further provided that at least one Y group is
 10 $=N-$;

each Z is independently either $=C(R^4)-$ or $=N-$;

n is zero to five;

each R^5 is independently selected from -H, halogen, -CN, -NH₂, -NO₂, -OR⁶, -NR⁶R⁷, -S(O)₀₋₂R⁷, -SO₂NR⁶R⁷, -CO₂R⁶, -C(O)NR⁶R⁷, -N(R⁶)SO₂R⁷, -N(R⁶)C(O)R⁷,
 15 -N(R⁶)CO₂R⁷, -C(O)R⁶, optionally substituted lower alkyl, optionally substituted aryl, optionally substituted lower arylalkyl, optionally substituted heterocyclyl, and optionally substituted lower heterocyclylalkyl; and

optionally two adjacent of R^5 , together with the two carbons to which they are attached, form an eighth ring fused with the aromatic ring system containing Y as in Formula I, said
 20 eighth ring comprising between five and seven atoms and substituted with zero to three additional of R^5 ;

R^6 is -H or R^7 ;

R^7 is selected from optionally substituted lower alkyl, optionally substituted aryl, optionally substituted lower arylalkyl, optionally substituted heterocyclyl, and optionally
 25 substituted lower heterocyclylalkyl; and

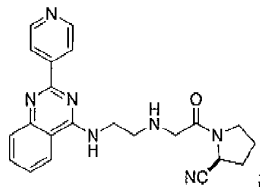
R^6 and R^7 , when taken together with a common nitrogen to which they are attached, form an optionally substituted five- to seven-membered heterocyclyl ring, said optionally substituted five- to seven-membered heterocyclyl ring optionally containing at least one

8b

2004230928 04 Nov 2010

additional heteroatom selected from N, O, S, and P, with the proviso that the compound is not:

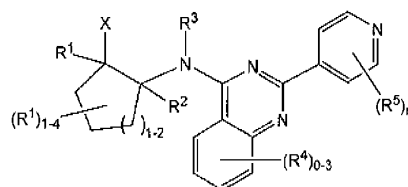
6-chloro-4-(2-ethoxyethyl)amino-2-(3-pyridyl)quinazoline;



N-phenyl-2-(pyridine-4-yl)quinazolin-4-amine; or

N,2-di(pyridine-4-yl)quinazolin-4-amine.

[0022B] In one aspect the present invention provides a compound of Formula **IV**



IV

or a pharmaceutically acceptable salt, hydrate, or ester or amide forms thereof, wherein

X is -OR⁶, -SR⁶, and -N(R⁶)R⁷;

R¹ and R², at each occurrence, are each independently selected from -H, halogen, -CN, -NH₂, -NO₂, -OR⁶, -N(R⁶)R⁷, -S(O)₀₋₂R², -SO₂N(R⁶)R⁷, -CO₂R⁶, -C(O)N(R⁶)R⁷, -N(R⁶)SO₂R², -N(R⁶)C(O)R², -N(R⁶)CO₂R², -C(O)R⁶; optionally substituted C₁-C₆alkyl, optionally substituted aryl, optionally substituted arylC₁-C₆alkyl, optionally substituted heterocyclyl, absent, and optionally substituted heterocyclylC₁-C₆alkyl,

wherein (R¹)₁₋₄ is each independently selected as defined above and optionally, when paired, together with the corresponding atom or atoms of the first ring to which they are attached, form a second ring comprising between three and seven annular atoms, said second ring optionally substituted with between zero and three of R¹;

2004230928 04 Nov 2010

R^3 is selected from -H, optionally substituted C_1 - C_6 alkyl, optionally substituted aryl C_1 - C_6 alkyl, optionally substituted aryl, optionally substituted heterocyclyl, and optionally substituted alkoxy;

optionally R^3 and R^2 , together with the atoms to which each is attached, form a third ring comprising between three and seven annular atoms, said third ring optionally substituted with between zero and four additional of R^1 , each independently selected as defined above and optionally, when paired, together with the corresponding atom or atoms of the third ring to which they are attached, form a fourth ring comprising between three and seven annular atoms, said fourth ring optionally substituted with between zero and three of R^1 ;

optionally R^3 and R^1 , together with the atoms to which they are attached and the carbon to which R^2 is attached, form a fifth ring comprising between three and seven annular atoms, said fifth ring optionally substituted with between zero and four additional of R^1 , each independently selected as defined above and optionally, when paired, together with the corresponding atom or atoms of the fifth ring to which they are attached, form a sixth ring comprising between three and seven annular atoms, said sixth ring optionally substituted with between zero and three of R^1 ;

each of R^4 is independently selected from -H, halogen, -CN, -NH₂, -NO₂, -OR⁶, -N(R⁶)R⁷, -S(O)₀₋₂R⁷, -SO₂N(R⁶)R⁷, -CO₂R⁶, -C(O)N(R⁶)R⁷, -N(R⁶)SO₂R⁷, -N(R⁶)C(O)R⁷, -N(R⁶)CO₂R⁷, -C(O)R⁶, optionally substituted C_1 - C_6 alkyl, optionally substituted aryl, optionally substituted aryl C_1 - C_6 alkyl, optionally substituted heterocyclyl, and optionally substituted heterocyclyl C_1 - C_6 alkyl;

n is zero to five;

each R^5 is independently selected from -H, halogen, -CN, -NH₂, -NO₂, -OR⁶, -NR⁶R⁷, -S(O)₀₋₂R⁷, -SO₂NR⁶R⁷, -CO₂R⁶, -C(O)NR⁶R⁷, -N(R⁶)SO₂R⁷, -N(R⁶)C(O)R⁷, -N(R⁶)CO₂R⁷, -C(O)R⁶, optionally substituted C_1 - C_6 alkyl, optionally substituted aryl, optionally substituted aryl C_1 - C_6 alkyl, optionally substituted heterocyclyl, and optionally substituted heterocyclyl C_1 - C_6 alkyl; and

optionally two adjacent of R^5 , together with the two carbons to which they are attached, form an eighth ring fused with the pyridine ring system, said eighth ring comprising between five and seven atoms and substituted with zero to three additional of R^5 ;

8d

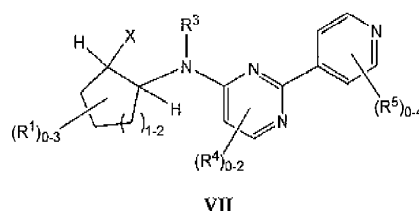
2004230928 08 Nov 2010

R^6 is -H or R^7 ;

R^7 is selected from optionally substituted C_1 - C_6 alkyl, optionally substituted aryl, optionally substituted aryl C_1 - C_6 alkyl, optionally substituted heterocyclyl, and optionally substituted heterocyclyl C_1 - C_6 alkyl; and

R^6 and R^7 , when taken together with a common nitrogen to which they are attached, form an optionally substituted five- to seven-membered heterocyclyl ring, said optionally substituted five- to seven-membered heterocyclyl ring optionally containing at least one additional heteroatom selected from N, O, S, and P.

[0022C] In one aspect the present invention provides the compound of formula **VII**



or a pharmaceutically acceptable salt, hydrate, or ester or amide forms thereof, wherein

X is -OR⁶, -SR⁶, and -N(R⁶)R⁷;

R^1 , at each occurrence, is independently selected from -H, halogen, -CN, -NH₂, -NO₂, -OR⁶, -N(R⁶)R⁷, -S(O)₀₋₂R⁷, -SO₂N(R⁶)R⁷, -CO₂R⁶, -C(O)N(R⁶)R⁷, -N(R⁶)SO₂R⁷, -N(R⁶)C(O)R⁷, -N(R⁶)CO₂R⁷, -C(O)R⁶; optionally substituted C_1 - C_6 alkyl, optionally substituted aryl, optionally substituted aryl C_1 - C_6 alkyl, optionally substituted heterocyclyl, absent, and optionally substituted heterocyclyl C_1 - C_6 alkyl,

wherein $(R^1)_{0-3}$ is each independently selected as defined above and optionally, when paired, together with the corresponding atom or atoms of the first ring to which they are attached, form a second ring comprising between three and seven annular atoms, said second ring optionally substituted with between zero and three of R^1 ;

R^3 is selected from -H, optionally substituted C_1 - C_6 alkyl, optionally substituted aryl C_1 - C_6 alkyl, optionally substituted aryl, optionally substituted heterocyclyl, and optionally substituted alkoxy;

Se

2004230928 08 Nov 2010

each of R^4 is independently selected from -H, halogen, -CN, -NH₂, -NO₂, -OR⁶, -N(R⁶)R⁷, -S(O)₀₋₂R⁷, -SO₂N(R⁶)R⁷, -CO₂R⁶, -C(O)N(R⁶)R⁷, -N(R⁶)SO₂R⁷, -N(R⁶)C(O)R⁷, -N(R⁶)CO₂R⁷, -C(O)R⁶, optionally substituted C₁-C₆alkyl, optionally substituted aryl, optionally substituted arylC₁-C₆alkyl, optionally substituted heterocyclyl, and optionally substituted heterocyclyl C₁-C₆alkyl;

optionally two adjacent of R^4 , together with the two carbons to which they are attached, form a seventh ring fused with the aromatic ring system, said seventh ring comprising between five and seven atoms and substituted with zero to three additional of R^4 , provided said seventh ring together with the aromatic ring system does not constitute a 7-deazapurine;

each R^5 is independently selected from -H, halogen, -CN, -NH₂, -NO₂, -OR⁶, -NR⁶R⁷, -S(O)₀₋₂R⁷, -SO₂NR⁶R⁷, -CO₂R⁶, -C(O)NR⁶R⁷, -N(R⁶)SO₂R⁷, -N(R⁶)C(O)R⁷, -N(R⁶)CO₂R⁷, -C(O)R⁶, optionally substituted C₁-C₆alkyl, optionally substituted aryl, optionally substituted arylC₁-C₆alkyl, optionally substituted heterocyclyl, and optionally substituted heterocyclylC₁-C₆alkyl; and

optionally two adjacent of R^5 , together with the two carbons to which they are attached, form an eighth ring fused with the pyridine ring system, said eighth ring comprising between five and seven atoms and substituted with zero to three additional of R^5 ;

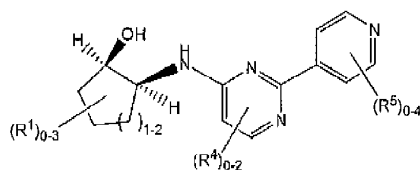
R^6 is -H or R^7 ;

R^7 is selected from optionally substituted C₁-C₆alkyl, optionally substituted aryl, optionally substituted aryl C₁-C₆alkyl, optionally substituted heterocyclyl, and optionally substituted heterocyclyl C₁-C₆alkyl; and

R^6 and R^7 , when taken together with a common nitrogen to which they are attached, form an optionally substituted five- to seven-membered heterocyclyl ring, said optionally substituted five- to seven-membered heterocyclyl ring optionally containing at least one additional heteroatom selected from N, O, S, and P.

2004230928 08 Nov 2010

[0022D] In one aspect the present invention provides the compound of formula VIII



VIII

or a pharmaceutically acceptable salt, hydrate, or ester or amide forms thereof, wherein

R^1 , at each occurrence, is independently selected from -H, halogen, -CN, -NH₂, -NO₂, -OR⁶, -N(R⁶)R⁷, -S(O)₀₋₂R⁷, -SO₂N(R⁶)R⁷, -CO₂R⁶, -C(O)N(R⁶)R⁷, -N(R⁶)SO₂R⁷, -N(R⁶)C(O)R⁷, -N(R⁶)CO₂R⁷, -C(O)R⁶; optionally substituted C₁-C₆alkyl, optionally substituted aryl, optionally substituted arylC₁-C₆alkyl, optionally substituted heterocyclyl, absent, and optionally substituted heterocyclylC₁-C₆alkyl,

wherein (R¹)₀₋₃ is each independently selected as defined above and optionally, when paired, together with the corresponding atom or atoms of the first ring to which they are attached, form a second ring comprising between three and seven annular atoms, said second ring optionally substituted with between zero and three of R¹;

each of R⁴ is independently selected from -H, halogen, -CN, -NH₂, -NO₂, -OR⁶, -N(R⁶)R⁷, -S(O)₀₋₂R⁷, -SO₂N(R⁶)R⁷, -CO₂R⁶, -C(O)N(R⁶)R⁷, -N(R⁶)SO₂R⁷, -N(R⁶)C(O)R⁷, -N(R⁶)CO₂R⁷, -C(O)R⁶, optionally substituted C₁-C₆alkyl, optionally substituted aryl, optionally substituted arylC₁-C₆alkyl, optionally substituted heterocyclyl, and optionally substituted heterocyclylC₁-C₆alkyl;

optionally two adjacent of R⁴, together with the two carbons to which they are attached, form a seventh ring fused with the aromatic ring system, said seventh ring comprising between five and seven atoms and substituted with zero to three additional of R⁴, provided said seventh ring together with the aromatic ring system does not constitute a 7-deazapurine;

8g

2004230928 08 Nov 2010

each R^5 is independently selected from -H, halogen, -CN, -NH₂, -NO₂, -OR⁶, -NR⁶R⁷, -S(O)₀₋₂R⁷, -SO₂NR⁶R⁷, -CO₂R⁶, -C(O)NR⁶R⁷, -N(R⁶)SO₂R⁷, -N(R⁶)C(O)R⁷, -N(R⁶)CO₂R⁷, -C(O)R⁶, optionally substituted C₁-C₆alkyl, optionally substituted aryl, optionally substituted arylC₁-C₆alkyl, optionally substituted heterocyclyl, and optionally substituted heterocyclylC₁-C₆alkyl; and

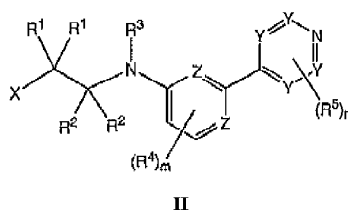
optionally two adjacent of R^5 , together with the two carbons to which they are attached, form an eighth ring fused with the pyridine ring system, said eighth ring comprising between five and seven atoms and substituted with zero to three additional of R^5 ;

R^6 is -H or R^7 ;

R^7 is selected from optionally substituted C₁-C₆alkyl, optionally substituted aryl, optionally substituted aryl C₁-C₆alkyl, optionally substituted heterocyclyl, and optionally substituted heterocyclyl C₁-C₆alkyl; and

R^6 and R^7 , when taken together with a common nitrogen to which they are attached, form an optionally substituted five- to seven-membered heterocyclyl ring, said optionally substituted five- to seven-membered heterocyclyl ring optionally containing at least one additional heteroatom selected from N, O, S, and P.

[0022] In one example, the compound is according to paragraph [0021], of Formula II



8h

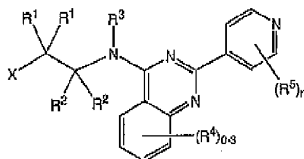
2004230928 08 Nov 2010

[0023] In another example, the compound is according to paragraph [0022], wherein at least one of Z is =N-.

[0024] In another example, the compound is according to paragraph [0022], wherein Z is =N-.

[0025] In another example, the compound is according to paragraph [0024], wherein Y is =C(R')-.

[0026] In another example, the compound is according to paragraph [0025], of Formula III

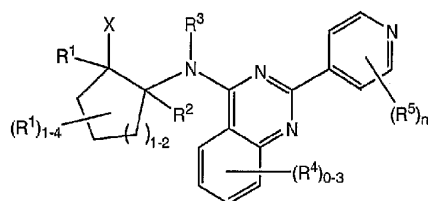


III

[0027] In another example, the compound is according to paragraph [0026], wherein one each of R^1 and R^2 , together with the corresponding carbons to which they are attached, form said first ring, said first ring comprising a saturated ring, said saturated ring optionally substituted with between zero and four additional of R^1 .

[0028] In another example, the compound is according to paragraph [0027], wherein said saturated ring is carbocyclic.

[0029] In another example, the compound is according to paragraph [0028], of Formula IV.



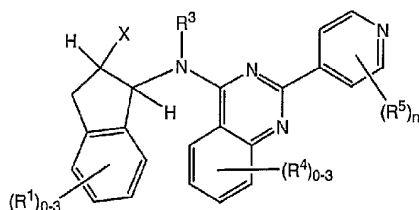
IV

[0030] In another example, the compound is according to paragraph [0029], wherein X is selected from $-OR^6$, $-SR^6$, and $-N(R^6)R^7$.

[0031] In another example, the compound is according to paragraph [0030], wherein two of R^1 , together with the carbon or carbons to which they are attached, form said second ring.

[0032] In another example, the compound is according to paragraph [0031], wherein said second ring is a six-membered aryl, fused with said first ring, said second ring optionally substituted with between zero and three of R^1 .

[0033] In another example, the compound is according to paragraph [0032], of formula V.



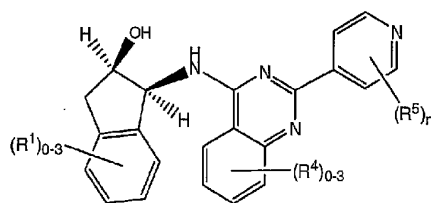
V

[0034] In another example, the compound is according to paragraph [0033], wherein X is -OR⁶.

[0035] In another example, the compound is according to paragraph [0034], wherein R³ is -H.

[0036] In another example, the compound is according to paragraph [0035], wherein X is -OH.

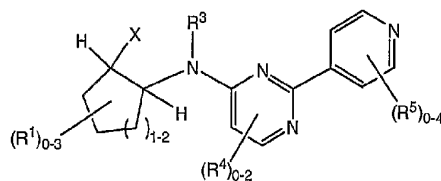
[0037] In another example, the compound is according to paragraph [0036], of formula VI.



VI

[0038] In another example, the compound is according to paragraph [0037], wherein R¹, R⁴, and R⁵ are -H.

[0039] In another example, the compound is according to paragraph [0025], of formula **VII**,



VII

[0040] In another example, the compound is according to paragraph [0039], wherein X is selected from -OR⁶, -SR⁶, and -N(R⁶)R⁷.

[0041] In another example, the compound is according to paragraph [0040], wherein X is -OH.

[0042] In another example, the compound is according to paragraph [0041], wherein R^3 is -H.

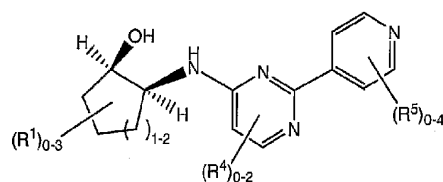
[0043] In another example, the compound is according to paragraph [0042], wherein at least one of R^1 is an optionally substituted aryl.

[0044] In another example, the compound is according to paragraph [0042], wherein at least one of R^4 is an optionally substituted aryl.

[0045] In another example, the compound is according to paragraph [0042], wherein at least one of R^1 is an optionally substituted phenyl.

[0046] In another example, the compound is according to paragraph [0042], wherein at least one of R^4 is an optionally substituted phenyl.

[0047] In another example, the compound is according to paragraph [0042], of formula VIII.



VIII

[0048] In another example, the compound is according to paragraph [0047], wherein two of R^4 , together with the aromatic annular atoms to which they are attached, form said seventh ring, said seventh ring comprising between zero and two nitrogens.

[0049] In another example, the compound is according to paragraph [0048], wherein said seventh ring is substituted with between zero and three additional of R^4 .

[0050] In another example, the compound is according to paragraph [0021], selected from Table 1.

Table 1

#	Name	Structure
1	N-cyclohexyl-2-pyridin-4-ylquinazolin-4-amine	

Table 1

#	Name	Structure
2	2-pyridin-4-yl-N-(2-pyrrolidin-1-ylethyl)quinazolin-4-amine	
3	N-cyclopentyl-2-pyridin-4-ylquinazolin-4-amine	
4	N-(cyclohexylmethyl)-2-pyridin-4-ylquinazolin-4-amine	
5	2-[(2-pyridin-4-ylquinazolin-4-yl)amino]ethanol	
6	3-[(2-pyridin-4-ylquinazolin-4-yl)amino]propan-1-ol	
7	N-[(4-fluorophenyl)methyl]-2-pyridin-4-ylquinazolin-4-amine	
8	N,N-dimethyl-N'-(2-pyridin-4-ylquinazolin-4-yl)ethane-1,2-diamine	

Table 1

#	Name	Structure
9	N-(2,3-dihydro-1H-inden-1-yl)-2-pyridin-4-ylquinazolin-4-amine	
10	N-(2-morpholin-4-ylethyl)-2-pyridin-4-ylquinazolin-4-amine	
11	4-[4-(2-pyridin-4-ylquinazolin-4-yl)piperazin-1-yl]phenol	
12	2-pyridin-4-yl-N-[(2R)-1,2,3,4-tetrahydronaphthalen-2-yl]quinazolin-4-amine	
13	4-piperazin-1-yl-2-pyridin-4-ylquinazoline	
14	1,1-dimethylethyl 4-(2-pyridin-4-ylquinazolin-4-yl)piperazine-1-carboxylate	

Table 1

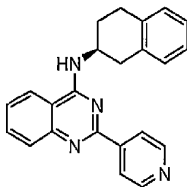
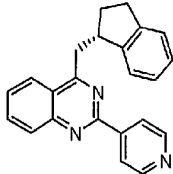
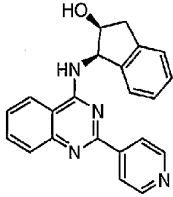
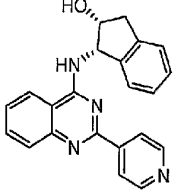
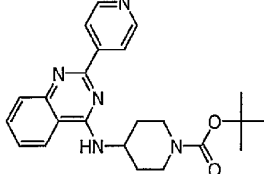
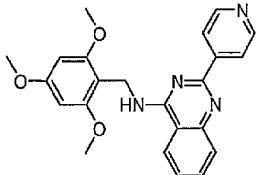
#	Name	Structure
15	2-pyridin-4-yl-N-[(2S)-1,2,3,4-tetrahydronaphthalen-2-yl]quinazolin-4-amine	
16	4-[(1S)-2,3-dihydro-1H-inden-1-ylmethyl]-2-pyridin-4-ylquinazoline	
17	(1R,2S)-1-[(2-pyridin-4-ylquinazolin-4-yl)amino]-2,3-dihydro-1H-inden-2-ol	
18	(1S,2R)-1-[(2-pyridin-4-ylquinazolin-4-yl)amino]-2,3-dihydro-1H-inden-2-ol	
19	1,1-dimethylethyl 4-[(2-pyridin-4-ylquinazolin-4-yl)amino]piperidine-1-carboxylate	
20	2-pyridin-4-yl-N-[[2,4,6-tris(methoxy)phenyl]methyl]quinazolin-4-amine	

Table 1

#	Name	Structure
21	N-piperidin-4-yl-2-pyridin-4-ylquinazolin-4-amine	
22	N-[(1S,2S)-2-[(phenylmethyl)oxy]cyclopentyl]-2-pyridin-4-ylquinazolin-4-amine	
23	N-phenyl-N'-(2-pyridin-4-ylquinazolin-4-yl)benzene-1,4-diamine	
24	3-[(2-pyridin-4-ylquinazolin-4-yl)amino]naphthalen-2-ol	
25	N-{4-[(1-methylethyl)oxy]phenyl}-2-pyridin-4-ylquinazolin-4-amine	
26	(1S,2R)-1-[(2-phenylquinazolin-4-yl)amino]-2,3-dihydro-1H-inden-2-ol	

Table 1

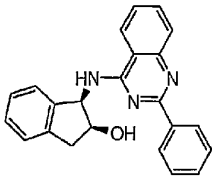
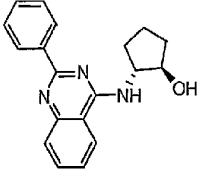
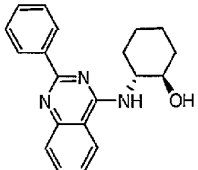
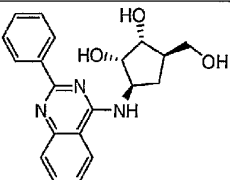
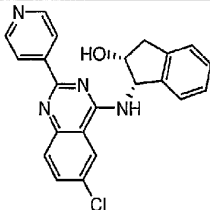
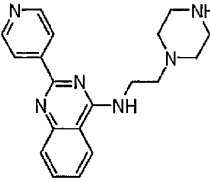
#	Name	Structure
27	(1R,2S)-1-[(2-phenylquinazolin-4-yl)amino]-2,3-dihydro-1H-inden-2-ol	
28	(1R,2R)-2-[(2-phenylquinazolin-4-yl)amino]cyclopentanol	
29	(1R,2R)-2-[(2-phenylquinazolin-4-yl)amino]cyclohexanol	
30	(1S,2R,3R,5R)-3-(hydroxymethyl)-5-[(2-phenylquinazolin-4-yl)amino]cyclopentane-1,2-diol	
31	(1S,2R)-1-[(6-chloro-2-pyridin-4-ylquinazolin-4-yl)amino]-2,3-dihydro-1H-inden-2-ol	
32	N-(2-piperazin-1-ylethyl)-2-pyridin-4-ylquinazolin-4-amine	

Table 1

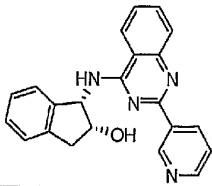
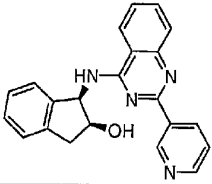
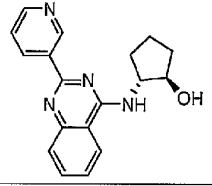
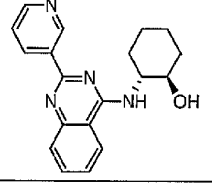
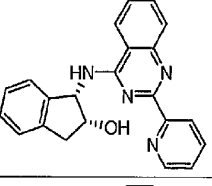
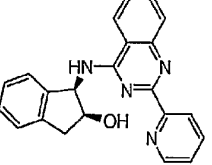
#	Name	Structure
33	(1S,2R)-1-[(2-pyridin-3-ylquinazolin-4-yl)amino]-2,3-dihydro-1H-inden-2-ol	
34	(1R,2S)-1-[(2-pyridin-3-ylquinazolin-4-yl)amino]-2,3-dihydro-1H-inden-2-ol	
35	(1R,2R)-2-[(2-pyridin-3-ylquinazolin-4-yl)amino]cyclopentanol	
36	(1R,2R)-2-[(2-pyridin-3-ylquinazolin-4-yl)amino]cyclohexanol	
37	(1S,2R)-1-[(2-pyridin-2-ylquinazolin-4-yl)amino]-2,3-dihydro-1H-inden-2-ol	
38	(1R,2S)-1-[(2-pyridin-2-ylquinazolin-4-yl)amino]-2,3-dihydro-1H-inden-2-ol	

Table 1

#	Name	Structure
39	(2S)-3-[(2-pyridin-4-ylquinazolin-4-yl)amino]propane-1,2-diol	
40	[(2S)-1-(2-pyridin-4-ylquinazolin-4-yl)-2,3-dihydro-1H-indol-2-yl]methanol	
41	(2R)-2-[(2-pyridin-4-ylquinazolin-4-yl)amino]propan-1-ol	
42	(2S)-1-[(2-pyridin-4-ylquinazolin-4-yl)amino]propan-2-ol	
43	(1S,2R)-1-[[2-(2-ethylpyridin-4-yl)quinazolin-4-yl]amino]-2,3-dihydro-1H-inden-2-ol	
44	(1R,2S)-1-[[2-(2-ethylpyridin-4-yl)quinazolin-4-yl]amino]-2,3-dihydro-1H-inden-2-ol	

Table 1

#	Name	Structure
45	(1S,2R)-1-[(6-bromo-2-pyridin-4-yl)quinazolin-4-yl]amino)-2,3-dihydro-1H-inden-2-ol	
46	(1S,2R)-1-([6,7-bis(methoxy)-2-pyridin-4-yl]quinazolin-4-yl]amino)-2,3-dihydro-1H-inden-2-ol	
47	1-(2-pyridin-4-ylquinazolin-4-yl)piperidin-3-ol	
48	(1S,2R)-1-([2-pyridin-4-yl-7-(trifluoromethyl)quinazolin-4-yl]amino)-2,3-dihydro-1H-inden-2-ol	
49	(1S,2R)-1-([2-[6-(methoxy)pyridin-3-yl]quinazolin-4-yl]amino)-2,3-dihydro-1H-inden-2-ol	

Table 1

#	Name	Structure
50	N-[(3S)-piperidin-3-yl]-2-pyridin-4-ylquinazolin-4-amine	
51	(1S,2R)-1-[(7-methyl-2-pyridin-4-yl)quinazolin-4-yl]amino]-2,3-dihydro-1H-inden-2-ol	
52	(1S,2R)-1-({2-[2,4-bis(methoxy)pyrimidin-5-yl]quinazolin-4-yl}amino)-2,3-dihydro-1H-inden-2-ol	
53	(2R)-3-methyl-2-[(2-pyridin-4-yl)quinazolin-4-yl]amino]butan-1-ol	
54	(2S)-3-methyl-2-[(2-pyridin-4-yl)quinazolin-4-yl]amino]butan-1-ol	
55	(2S)-2-phenyl-2-[(2-pyridin-4-yl)quinazolin-4-yl]amino]ethanol	

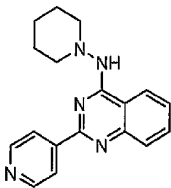
Table 1

#	Name	Structure
56	(2R)-2-phenyl-2-[(2-pyridin-4-ylquinazolin-4-yl)amino]ethanol	
57	(1S,2R)-1-[(2-pyridin-4-ylpyrimidin-4-yl)amino]-2,3-dihydro-1H-inden-2-ol	
58	(1S,2R)-1-[(2-pyrazin-2-ylquinazolin-4-yl)amino]-2,3-dihydro-1H-inden-2-ol	
59	(1S,2R)-1-[[2-(4-aminopyridin-3-yl)quinazolin-4-yl]amino]-2,3-dihydro-1H-inden-2-ol	
60	(2R)-3-phenyl-2-[(2-pyridin-4-ylquinazolin-4-yl)amino]propan-1-ol	
61	(2S)-3-phenyl-2-[(2-pyridin-4-ylquinazolin-4-yl)amino]propan-1-ol	

Table 1

#	Name	Structure
62	2-[(phenylmethyl)(2-pyridin-4-yl)quinazolin-4-yl]amino]ethanol	
63	(1S,2R)-1-[[2-(2-aminopyrimidin-4-yl)quinazolin-4-yl]amino]-2,3-dihydro-1H-inden-2-ol	
64	5-(4-[[1-(1S,2R)-2-hydroxy-2,3-dihydro-1H-inden-1-yl]amino]quinazolin-2-yl)pyridin-2-ol	
65	(1S,2R)-1-((2-[2-(methylthio)pyrimidin-4-yl]quinazolin-4-yl)amino)-2,3-dihydro-1H-inden-2-ol	
66	2-{4-[(2-pyridin-4-yl)quinazolin-4-yl]amino}piperazin-1-yl}ethanol	

Table 1

#	Name	Structure
67	N-piperidin-1-yl-2-pyridin-4-ylquinazolin-4-amine	

[0051] Another aspect of the invention is a pharmaceutical composition comprising the compound according to any one of paragraphs [0021]-[0050] and a pharmaceutically acceptable carrier.

[0052] Another aspect of the invention is a metabolite of the compound or the pharmaceutical composition according to any one of paragraphs [0021]-[0051].

[0053] Another aspect of the invention is a method of modulating the *in vivo* activity of a kinase, the method comprising administering to a subject an effective amount of a composition comprising at least one of the compound according to any of paragraphs [0021]-[0050] and the pharmaceutical composition according to paragraph [0051].

[0054] Another aspect of the invention is the method according to paragraph [0053], wherein the kinase is Tie-2.

[0055] Another aspect of the invention is the method according to paragraph [0054], wherein modulating the *in vivo* activity of Tie-2 comprises inhibition of Tie-2.



[0056] Another aspect of the invention is a method of treating diseases or disorders associated with uncontrolled, abnormal, and/or unwanted cellular activities, the method comprising administering, to a mammal in need thereof, a therapeutically effective amount of a composition comprising at least one of the compound according to any of paragraphs [0021]-[0050] and the pharmaceutical composition according to paragraph [0051].

[0057] Another aspect of the invention is a method of screening for modulator of a Tie-2 kinase, the method comprising combining either a composition comprising at least one of the compound according to any of paragraphs [0021]-[0050] and the pharmaceutical composition according to paragraph [0051], and at least one candidate agent and determining the effect of the candidate agent on the activity of said kinase.

[0058] Another aspect of the invention is a method of inhibiting proliferative activity in a cell, the method comprising administering an effective amount of at least one of the compound according to any of paragraphs [0021]-[0050] and the pharmaceutical composition according to paragraph [0051].

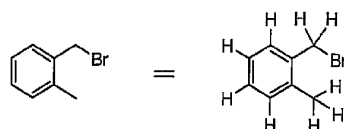
Definitions

[0059] As used in the present specification, the following words and phrases are generally intended to have the meanings as set forth below, except to the extent that the context in which they are used indicates otherwise or they are expressly defined to mean something different.


[0060] The symbol “-” means a single bond, “=” means a double bond, “≡” means a triple bond. The symbol “” refers to a group on a double-bond as occupying either position on the terminus of a double bond to which the symbol is attached; that is, the geometry, *E*- or *Z*-, of the double bond is ambiguous. When a group is depicted removed from its parent formula, the “” symbol will be used at the end of the bond which was theoretically cleaved in order to separate the group from its parent structural formula.

[0061] Chemical formulae use descriptors such as “R¹” accompanied by a list of formulae or verbage describing the scope of what is meant by the descriptor. A subsequent descriptor such as “R^{1a}” is used to describe some subset of the scope of R¹, and “R^{1b}” is used to describe another subset of the scope of R¹, and so on. In such subsequent cases, all other formulae containing simply “R¹” are meant to include the entire scope of the descriptor.

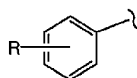
[0062] When chemical structures are depicted or described, unless explicitly stated otherwise, all carbons are assumed to have hydrogen substitution to conform to a valence of four. For example, in the structure on the left-hand side of the schematic below there are nine hydrogens implied. The nine hydrogens are depicted in the right-hand structure. Sometimes a particular atom in a structure is described in textual formula as having a hydrogen or hydrogens as substitution (expressly defined hydrogen), for example, -CH₂CH₂-. It is understood by one of ordinary skill in the art that the aforementioned descriptive techniques are common in the chemical arts to provide brevity and simplicity to description of otherwise complex structures.



[0063] In this application, some ring structures are depicted generically and will be described textually. For example, in the schematic below, if in the structure on the left, ring A is used to describe a “spirocyclyl,” then if ring A is cyclopropyl, there are at most four hydrogens on ring A (when “R” can also be -H). In another example, as depicted on the right side of the schematic below, if ring B is used to describe a “phenylene” then there can be at most four hydrogens on ring B (assuming depicted cleaved bonds are not C-H bonds).

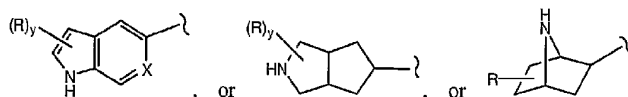


[0064] If a group “R” is depicted as “floating” on a ring system, as for example in the formula:



then, unless otherwise defined, a substituent “R” may reside on any atom of the ring system, assuming replacement of a depicted, implied, or expressly defined hydrogen from one of the ring atoms, so long as a stable structure is formed.

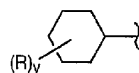
[0065] If a group “R” is depicted as floating on a fused ring system, as for example in the formulae:



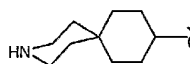
then, unless otherwise defined, a substituent “R” may reside on any atom of the fused ring system, assuming replacement of a depicted hydrogen (for example the -NH- in the formula above), implied hydrogen (for example as in the formula above, where the hydrogens are not shown but understood to be present), or expressly defined hydrogen (for example where in the formula above, “X” equals =CH-) from one of the ring atoms, so long as a stable structure is formed. In the example depicted, the “R” group may reside on

either the 5-membered or the 6-membered ring of the fused ring system. In the formula depicted above, when y is 2 for example, then the two "R's" may reside on any two atoms of the ring system, again assuming each replaces a depicted, implied, or expressly defined hydrogen on the ring.

[0066] When a group "R" is depicted as existing on a ring system containing saturated carbons, as for example in the formula:



where, in this example, "y" can be more than one, assuming each replaces a currently depicted, implied, or expressly defined hydrogen on the ring; then, unless otherwise defined, where the resulting structure is stable, two "R's" may reside on the same carbon. A simple example is when R is a methyl group; there can exist a geminal dimethyl on a carbon of the depicted ring (an "annular" carbon). In another example, two R's on the same carbon, including that carbon, may form a ring, thus creating a spirocyclic ring (a "spirocyclyl" group) structure with the depicted ring as for example in the formula:



[0067] "Alkyl" is intended to include linear, branched, or cyclic hydrocarbon structures and combinations thereof, inclusively. For example, "C₈ alkyl" may refer to an *n*-octyl, *iso*-octyl, cyclohexylethyl, and the like. Lower alkyl refers to alkyl groups of from one to six carbon atoms. Examples of lower alkyl groups include methyl, ethyl, propyl, isopropyl, butyl, *s*-butyl, *t*-butyl, isobutyl, pentyl, hexyl and the like. Higher alkyl refers to alkyl groups containing more than eight carbon atoms. Exemplary alkyl groups are those of C₂₀ or below. Cycloalkyl is a subset of alkyl and includes cyclic hydrocarbon groups of from three to thirteen carbon atoms. Examples of cycloalkyl groups include *c*-propyl, *c*-butyl, *c*-pentyl, norbornyl, adamantyl and the like. In this application, alkyl refers to alkanyl, alkenyl, and alkynyl residues (and combinations thereof); it is intended to include cyclohexylmethyl, vinyl, allyl, isoprenyl, and the like. Thus, when an alkyl residue having a specific number of carbons is named, all geometric isomers having that number of *carbons* are intended to be encompassed; thus, for example, either "butyl" or "C₄alkyl" is meant to include *n*-butyl, *sec*-butyl, isobutyl, *t*-butyl, isobutenyl and but-2-yne radicals; and for example, "propyl" or "C₃alkyl" each include *n*-propyl, propenyl, and

isopropyl. Otherwise, if alkynyl and/or alkynyl descriptors *are used* in a particular definition of a group, for example "C₄alkyl" along "C₄alkenyl," then C₄alkenyl geometric isomers are not meant to be included in "C₄alkyl," but other 4-carbon isomers are, for example C₄alkynyl. For example, a more general description, intending to encompass the invention as a whole may describe a particular group as "C₁₋₈alkyl" while a preferred species may describe the same group as including, "C₁₋₈alkyl," "C₁₋₆alkenyl" and "C₁₋₅alkynyl."

[0068] "Alkylene" refers to straight or branched chain divalent radical consisting solely of carbon and hydrogen atoms, containing no unsaturation and having from one to ten carbon atoms, for example, methylene, ethylene, propylene, *n*-butylene and the like. Alkylene is a subset of alkyl, referring to the same residues as alkyl, but having two points of attachment and, specifically, fully saturated. Examples of alkylene include ethylene (-CH₂CH₂-), propylene (-CH₂CH₂CH₂-), dimethylpropylene (-CH₂C(CH₃)₂CH₂-), and cyclohexylpropylene (-CH₂CH₂CH(C₆H₁₃)).

[0069] "Alkylidene" refers to a straight or branched chain unsaturated divalent radical consisting solely of carbon and hydrogen atoms, having from two to ten carbon atoms, for example, ethylidene, propylidene, *n*-butylidene, and the like. Alkylidene is a subset of alkyl, referring to the same residues as alkyl, but having two points of attachment and, specifically, double bond unsaturation. The unsaturation present includes at least one double bond.

[0070] "Alkylidyne" refers to a straight or branched chain unsaturated divalent radical consisting solely of carbon and hydrogen atoms having from two to ten carbon atoms, for example, propylid-2-ynyl, *n*-butylid-1-ynyl, and the like. Alkylidyne is a subset of alkyl, referring to the same residues as alkyl, but having two points of attachment and, specifically, triple bond unsaturation. The unsaturation present includes at least one triple bond.

[0071] Any of the above radicals, "alkylene," "alkylidene" and "alkylidyne," when optionally substituted, may contain alkyl substitution which itself contains unsaturation. For example, 2-(2-phenylethynyl-but-3-enyl)-naphthalene (IUPAC name) contains an *n*-butylid-3-ynyl radical with a vinyl substituent at the 2-position of said radical.

[0072] "Alkoxy" or "alkoxy" refers to the group -O-alkyl, for example including from one to eight carbon atoms of a straight, branched, cyclic configuration, unsaturated chains,

and combinations thereof attached to the parent structure through an oxygen atom. Examples include methoxy, ethoxy, propoxy, isopropoxy, cyclopropyloxy, cyclohexyloxy and the like. Lower-alkoxy refers to groups containing one to six carbons.

[0073] "Substituted alkoxy" refers to the group -O-(substituted alkyl), the substitution on the alkyl group generally containing more than only carbon (as defined by alkoxy). One exemplary substituted alkoxy group is "polyalkoxy" or -O-optionally substituted alkylene-optionally substituted alkoxy, and includes groups such as -OCH₂CH₂OCH₃, and glycol ethers such as polyethyleneglycol and -O(CH₂CH₂O)_xCH₃, where x is an integer of between about two and about twenty, in another example, between about two and about ten, and in a further example between about two and about five. Another exemplary substituted alkoxy group is hydroxyalkoxy or -OCH₂(CH₂)_yOH, where y is for example an integer of between about one and about ten, in another example y is an integer of between about one and about four.

[0074] "Acyl" refers to groups of from one to ten carbon atoms of a straight, branched, cyclic configuration, saturated, unsaturated and aromatic and combinations thereof, attached to the parent structure through a carbonyl functionality. One or more carbons in the acyl residue may be replaced by nitrogen, oxygen or sulfur as long as the point of attachment to the parent remains at the carbonyl. Examples include acetyl, benzoyl, propionyl, isobutyryl, *t*-butoxycarbonyl, benzyloxycarbonyl and the like. Lower-acyl refers to groups containing one to six carbons.

[0075] "α-Amino Acids" refer to naturally occurring and commercially available amino acids and optical isomers thereof. Typical natural and commercially available α-amino acids are glycine, alanine, serine, homoserine, threonine, valine, norvaline, leucine, isoleucine, norleucine, aspartic acid, glutamic acid, lysine, ornithine, histidine, arginine, cysteine, homocysteine, methionine, phenylalanine, homophenylalanine, phenylglycine, ortho-tyrosine, meta-tyrosine, para-tyrosine, tryptophan, glutamine, asparagine, proline and hydroxyproline. A "side chain of an α-amino acid" refers to the radical found on the α-carbon of an α-amino acid as defined above, for example, hydrogen (for glycine), methyl (for alanine), benzyl (for phenylalanine), and the like.

[0076] "Amino" refers to the group -NH₂. "Substituted amino," refers to the group -N(H)R or -N(R)R where each R is independently selected from the group: optionally substituted alkyl, optionally substituted alkoxy, optionally substituted aryl, optionally

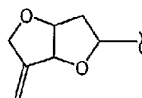
substituted heterocyclyl, acyl, carboxy, alkoxycarbonyl, sulfanyl, sulfinyl and sulfonyl, for example, diethylamino, methylsulfonylamino, and furanyl-oxy-sulfonamino.

[0077] "Aryl" refers to aromatic six- to fourteen-membered carbocyclic ring, for example, benzene, naphthalene, indane, tetralin, fluorene and the like, univalent radicals. As univalent radicals, the aforementioned ring examples are named, phenyl, naphthyl, indanyl, tetralinyl, and fluorenyl.

[0078] "Arylene" generically refers to any aryl that has at least two groups attached thereto. For a more specific example, "phenylene" refers to a divalent phenyl ring radical. A phenylene, thus may have more than two groups attached, but is defined by a minimum of two non-hydrogen groups attached thereto.

[0079] "Arylalkyl" refers to a residue in which an aryl moiety is attached to a parent structure via one of an alkylene, alkylidene, or alkylidyne radical. Examples include benzyl, phenethyl, phenylvinyl, phenylallyl and the like. Both the aryl, and the corresponding alkylene, alkylidene, or alkylidyne radical portion of an arylalkyl group may be optionally substituted. "Lower arylalkyl" refers to an arylalkyl where the "alkyl" portion of the group has one to six carbons; this can also be referred to as C₁₋₆ arylalkyl.

[0080] "Exo-alkenyl" refers to a double bond that emanates from an annular carbon, and is not within the ring system, for example the double bond depicted in the formula below.



[0081] In some examples, as appreciated by one of ordinary skill in the art, two adjacent groups on an aromatic system may be fused together to form a ring structure. The fused ring structure may contain heteroatoms and may be optionally substituted with one or more groups. It should additionally be noted that saturated carbons of such fused groups (i.e. saturated ring structures) can contain two substitution groups.

[0082] "Fused-polycyclic" or "fused ring system" refers to a polycyclic ring system that contains bridged or fused rings; that is, where two rings have more than one shared atom in their ring structures. In this application, fused-polycyclics and fused ring systems are not necessarily all aromatic ring systems. Typically, but not necessarily, fused-polycyclics share a vicinal set of atoms, for example naphthalene or 1,2,3,4-tetrahydro-naphthalene. A spiro ring system is not a fused-polycyclic by this definition, but fused polycyclic ring

systems of the invention may themselves have spiro rings attached thereto via a single ring atom of the fused-polycyclic.

[0083] "Halogen" or "halo" refers to fluorine, chlorine, bromine or iodine. "Haloalkyl" and "haloaryl" refer generically to alkyl and aryl radicals that are substituted with one or more halogens, respectively. Thus, "dihaloaryl," "dihaloalkyl," "trihaloaryl" etc. refer to aryl and alkyl substituted with a plurality of halogens, but not necessarily a plurality of the same halogen; thus 4-chloro-3-fluorophenyl is within the scope of dihaloaryl.

[0084] "Heteroarylene" generically refers to any heteroaryl that has at least two groups attached thereto. For a more specific example, "pyridylene" refers to a divalent pyridyl ring radical. A pyridylene, thus may have more than two groups attached, but is defined by a minimum of two non-hydrogen groups attached thereto.

[0085] "Heteroatom" refers to O, S, N, or P.

[0086] "Heterocyclyl" refers to a stable three- to fifteen-membered ring radical that consists of carbon atoms and from one to five heteroatoms selected from the group consisting of nitrogen, phosphorus, oxygen and sulfur. For purposes of this invention, the heterocyclyl radical may be a monocyclic, bicyclic or tricyclic ring system, which may include fused or bridged ring systems as well as spirocyclic systems; and the nitrogen, phosphorus, carbon or sulfur atoms in the heterocyclyl radical may be optionally oxidized to various oxidation states. In a specific example, the group $-S(O)_{0-2}$, refers to $-S$ - (sulfide), $-S(O)-$ (sulfoxide), and $-SO_2-$ (sulfone). For convenience, nitrogens, particularly but not exclusively, those defined as annular aromatic nitrogens, are meant to include their corresponding *N*-oxide form, although not explicitly defined as such in a particular example. Thus, for a compound of the invention having, for example, a pyridyl ring; the corresponding pyridyl-*N*-oxide is meant to be included as another compound of the invention. In addition, annular nitrogen atoms may be optionally quaternized; and the ring radical may be partially or fully saturated or aromatic. Examples of heterocyclyl radicals include, but are not limited to, azetidiny, acridiny, benzodioxolyl, benzodioxanyl, benzofuranyl, carbazoyl, cinnoliny, dioxolanyl, indoliziny, naphthyridiny, perhydroazepiny, phenaziny, phenothiaziny, phenoxaziny, phthalaziny, pteridiny, puriny, quinazolinyl, quinoxaliny, quinoliny, isoquinoliny, tetrazoyl, tetrahydroisoquinolyl, piperidiny, piperaziny, 2-oxopiperaziny, 2-oxopiperidiny, 2-oxopyrrolidiny, 2-oxoazepiny, azepiny, pyrroly, 4-piperidonyl, pyrrolidiny, pyrazolyl, pyrazolidiny, imidazolyl, imidazoliny, imidazolidiny, dihydropyridiny,

tetrahydropyridinyl, pyridinyl, pyrazinyl, pyrimidinyl, pyridazinyl, oxazolyl, oxazolinyl, oxazolidinyl, triazolyl, isoxazolyl, isoxazolidinyl, morpholinyl, thiazolyl, thiazolinyl, thiazolidinyl, isothiazolyl, quinuclidinyl, isothiazolidinyl, indolyl, isoindolyl, indolinyl, isoindolinyl, octahydroindolyl, octahydroisoindolyl, quinolyl, isoquinolyl, decahydroisoquinolyl, benzimidazolyl, thiadiazolyl, benzopyranyl, benzothiazolyl, benzoxazolyl, furyl, tetrahydrofuryl, tetrahydropyranyl, thienyl, benzothieliyl, thiamorpholinyl, thiamorpholinyl sulfoxide, thiamorpholinyl sulfone, dioxaphospholanyl, and oxadiazolyl.

[0087] "Heteroalicyclic" refers specifically to a non-aromatic heterocyclyl radical. A heteroalicyclic may contain unsaturation, but is not aromatic.

[0088] "Heteroaryl" refers specifically to an aromatic heterocyclyl radical.

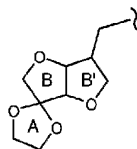
[0089] "Heterocyclylalkyl" refers to a residue in which a heterocyclyl is attached to a parent structure via one of an alkylene, alkylidene, or alkylidyne radical. Examples include (4-methylpiperazin-1-yl) methyl, (morpholin-4-yl) methyl, (pyridine-4-yl) methyl, 2-(oxazolin-2-yl) ethyl, 4-(4-methylpiperazin-1-yl)-2-butenyl, and the like. Both the heterocyclyl, and the corresponding alkylene, alkylidene, or alkylidyne radical portion of a heterocyclylalkyl group may be optionally substituted. "Lower heterocyclylalkyl" refers to a heterocyclylalkyl where the "alkyl" portion of the group has one to six carbons. "Heteroalicycylalkyl" refers specifically to a heterocyclylalkyl where the heterocyclyl portion of the group is non-aromatic; and "heteroarylalkyl" refers specifically to a heterocyclylalkyl where the heterocyclyl portion of the group is aromatic. Such terms may be described in more than one way, for example, "lower heterocyclylalkyl" and "heterocyclyl C₁₋₆alkyl" are equivalent terms.

[0090] "Optional" or "optionally" means that the subsequently described event or circumstance may or may not occur, and that the description includes instances where said event or circumstance occurs and instances in which it does not. One of ordinary skill in the art would understand that, with respect to any molecule described as containing one or more optional substituents, that only sterically practical and/or synthetically feasible compounds are meant to be included. "Optionally substituted" refers to all subsequent modifiers in a term, for example in the term "optionally substituted arylC₁₋₆alkyl," optional substitution may occur on both the "C₁₋₆alkyl" portion and the "aryl" portion of the molecule; and for example, optionally substituted alkyl includes optionally substituted cycloalkyl groups, which in turn are defined as including optionally substituted alkyl

groups, potentially *ad infinitum*. A list of exemplary optional substitutions is included below in the definition of "substituted."

[0091] "Saturated bridged ring system" refers to a bicyclic or polycyclic ring system that is not aromatic. Such a system may contain isolated or conjugated unsaturation, but not aromatic or heteroaromatic rings in its core structure (but may have aromatic substitution thereon). For example, hexahydro-furo[3,2-b]furan, 2,3,3a,4,7,7a-hexahydro-1H-indene, 7-aza-bicyclo[2.2.1]heptane, and 1,2,3,4,4a,5,8,8a-octahydro-naphthalene are all included in the class "saturated bridged ring system."

[0092] "Spirocyclyl" or "spirocyclic ring" refers to a ring originating from a particular annular carbon of another ring. For example, as depicted below, a ring atom of a saturated bridged ring system (rings B and B'), but not a bridgehead atom, can be a shared atom between the saturated bridged ring system and a spirocyclyl (ring A) attached thereto. A spirocyclyl can be carbocyclic or heteroalicyclic.



[0093] "Substituted" alkyl, aryl, and heterocyclyl, refer respectively to alkyl, aryl, and heterocyclyl, wherein one or more (for example up to about five, in another example, up to about three) hydrogen atoms are replaced by a substituent independently selected from: optionally substituted alkyl (for example, fluoromethyl, hydroxypropyl, nitromethyl, aminoethyl and the like), optionally substituted aryl (for example, 4-hydroxyphenyl, 2,3-difluorophenyl, and the like), optionally substituted arylalkyl (for example, 1-phenyl-ethyl, *para*-methoxyphenylethyl and the like), optionally substituted heterocyclylalkyl (for example, 1-pyridin-3-yl-ethyl, N-ethylmorpholinyl and the like), optionally substituted heterocyclyl (for example, 5-chloro-pyridin-3-yl, 1-methyl-piperidin-4-yl and the like), optionally substituted alkoxy (for example methoxyethoxy, hydroxypropyloxy, methylenedioxy and the like), optionally substituted amino (for example, methylamino, diethylamino, trifluoroacetyl amino and the like), optionally substituted amidino, optionally substituted aryloxy (for example, phenoxy, *para*-chlorophenoxy, *meta*-aminophenoxy, *para*-phenoxyphenoxy and the like), optionally substituted arylalkyloxy (for example, benzyloxy, 3-chlorobenzyloxy, *meta*-phenoxybenzyloxy and the like), carboxy (-CO₂H), optionally substituted carboalkoxy (that is, acyloxy or -OC(=O)R),

optionally substituted carboxyalkyl (that is, esters or $-\text{CO}_2\text{R}$), optionally substituted carboxamido, optionally substituted benzyloxycarbonylamino (CBZ-amino), cyano, optionally substituted acyl, halogen, hydroxy, nitro, optionally substituted alkylsulfanyl, optionally substituted alkylsulfinyl, optionally substituted alkylsulfonyl, thiol, oxo, carbamyl, optionally substituted acylamino, optionally substituted hydrazino, optionally substituted hydroxylamino, and optionally substituted sulfonamido.

[0094] "Sulfanyl" refers to the groups: $-\text{S}$ -(optionally substituted alkyl), $-\text{S}$ -(optionally substituted aryl), and $-\text{S}$ -(optionally substituted heterocyclyl).

[0095] "Sulfinyl" refers to the groups: $-\text{S}(\text{O})-\text{H}$, $-\text{S}(\text{O})$ -(optionally substituted alkyl), $-\text{S}(\text{O})$ -(optionally substituted aryl), and $-\text{S}(\text{O})$ -(optionally substituted heterocyclyl).

[0096] "Sulfonyl" refers to the groups: $-\text{S}(\text{O}_2)-\text{H}$, $-\text{S}(\text{O}_2)$ -(optionally substituted alkyl), $-\text{S}(\text{O}_2)$ -(optionally substituted aryl), $-\text{S}(\text{O}_2)$ -(optionally substituted heterocyclyl), $-\text{S}(\text{O}_2)$ -(optionally substituted alkoxy), $-\text{S}(\text{O}_2)$ -(optionally substituted aryloxy), and $-\text{S}(\text{O}_2)$ -(optionally substituted heterocycliloxy).

[0097] "Yield" for each of the reactions described herein is expressed as a percentage of the theoretical yield.

[0098] Some of the compounds of the invention may have imino, amino, oxo or hydroxy substituents off aromatic heterocyclyl systems. For purposes of this disclosure, it is understood that such imino, amino, oxo or hydroxy substituents may exist in their corresponding tautomeric form, i.e., amino, imino, hydroxy or oxo, respectively.

[0099] Compounds of the invention are named according to systematic application of the nomenclature rules agreed upon by the International Union of Pure and Applied Chemistry (IUPAC), International Union of Biochemistry and Molecular Biology (IUBMB), and the Chemical Abstracts Service (CAS).

[0100] The compounds of the invention, or their pharmaceutically acceptable salts, may have asymmetric carbon atoms, oxidized sulfur atoms or quaternized nitrogen atoms in their structure.

[0101] The compounds of the invention and their pharmaceutically acceptable salts may exist as single stereoisomers, racemates, and as mixtures of enantiomers and diastereomers. The compounds may also exist as geometric isomers. All such single stereoisomers, racemates and mixtures thereof, and geometric isomers are intended to be within the scope of this invention.

[0102] It is assumed that when considering generic descriptions of compounds of the invention for the purpose of constructing a compound, such construction results in the creation of a stable structure. That is, one of ordinary skill in the art would recognize that there can theoretically be some constructs which would not normally be considered as stable compounds (that is, sterically practical and/or synthetically feasible, *supra*).

[0103] When a particular group with its bonding structure is denoted as being bonded to two partners; that is, a divalent radical, for example, $-\text{OCH}_2-$, then it is understood that either of the two partners may be bound to the particular group at one end, and the other partner is necessarily bound to the other end of the particular group, unless stated explicitly otherwise. Stated another way, divalent radicals are not to be construed as limited to the depicted orientation, for example “ $-\text{OCH}_2-$ ” is meant to mean not only “ $-\text{OCH}_2-$ ” as drawn, but also “ $-\text{CH}_2\text{O}-$.”

[0104] Methods for the preparation and/or separation and isolation of single stereoisomers from racemic mixtures or non-racemic mixtures of stereoisomers are well known in the art. For example, optically active (R)- and (S)- isomers may be prepared using chiral synthons or chiral reagents, or resolved using conventional techniques. Enantiomers (R- and S-isomers) may be resolved by methods known to one of ordinary skill in the art, for example by: formation of diastereoisomeric salts or complexes which may be separated, for example, by crystallization; via formation of diastereoisomeric derivatives which may be separated, for example, by crystallization, selective reaction of one enantiomer with an enantiomer-specific reagent, for example enzymatic oxidation or reduction, followed by separation of the modified and unmodified enantiomers; or gas-liquid or liquid chromatography in a chiral environment, for example on a chiral support, such as silica with a bound chiral ligand or in the presence of a chiral solvent. It will be appreciated that where a desired enantiomer is converted into another chemical entity by one of the separation procedures described above, a further step may be required to liberate the desired enantiomeric form. Alternatively, specific enantiomer may be synthesized by asymmetric synthesis using optically active reagents, substrates, catalysts or solvents, or by converting one enantiomer to the other by asymmetric transformation. For a mixture of enantiomers, enriched in a particular enantiomer, the major component enantiomer may be further enriched (with concomitant loss in yield) by recrystallization.

[0105] “Patient” for the purposes of the present invention includes humans and other animals, particularly mammals, and other organisms. Thus the methods are applicable to

both human therapy and veterinary applications. In a preferred embodiment the patient is a mammal, and in a most preferred embodiment the patient is human.

[0106] "Kinase-dependent diseases or conditions" refer to pathologic conditions that depend on the activity of one or more protein kinases. Kinases either directly or indirectly participate in the signal transduction pathways of a variety of cellular activities including proliferation, adhesion, migration, differentiation and invasion. Diseases associated with kinase activities include tumor growth, the pathologic neovascularization that supports solid tumor growth, and associated with other diseases where excessive local vascularization is involved such as ocular diseases (diabetic retinopathy, age-related macular degeneration, and the like) and inflammation (psoriasis, rheumatoid arthritis, and the like).

[0107] While not wishing to be bound to theory, phosphatases can also play a role in "kinase-dependent diseases or conditions" as cognates of kinases; that is, kinases phosphorylate and phosphatases dephosphorylate, for example protein substrates. Therefore compounds of the invention, while modulating kinase activity as described herein, may also modulate, either directly or indirectly, phosphatase activity. This additional modulation, if present, may be synergistic (or not) to activity of compounds of the invention toward a related or otherwise interdependent kinase or kinase family. In any case, as stated previously, the compounds of the invention are useful for treating diseases characterized in part by abnormal levels of cell proliferation (i.e. tumor growth), programmed cell death (apoptosis), cell migration and invasion and angiogenesis associated with tumor growth.

[0108] "Therapeutically effective amount" is an amount of a compound of the invention, that when administered to a patient, ameliorates a symptom of the disease. The amount of a compound of the invention which constitutes a "therapeutically effective amount" will vary depending on the compound, the disease state and its severity, the age of the patient to be treated, and the like. The therapeutically effective amount can be determined routinely by one of ordinary skill in the art having regard to his own knowledge and to this disclosure.

[0109] "Cancer" refers to cellular-proliferative disease states, including but not limited to: Cardiac: sarcoma (angiosarcoma, fibrosarcoma, rhabdomyosarcoma, liposarcoma), myxoma, rhabdomyoma, fibroma, lipoma and teratoma; Lung: bronchogenic carcinoma (squamous cell, undifferentiated small cell, undifferentiated large cell, adenocarcinoma),

alveolar (bronchiolar) carcinoma, bronchial adenoma, sarcoma, lymphoma, chondromatous hamartoma, mesothelioma; Gastrointestinal: esophagus (squamous cell carcinoma, adenocarcinoma, leiomyosarcoma, lymphoma), stomach (carcinoma, lymphoma, leiomyosarcoma), pancreas (ductal adenocarcinoma, insulinoma, glucagonoma, gastrinoma, carcinoid tumors, vipoma), small bowel (adenocarcinoma, lymphoma, carcinoid tumors, Kaposi's sarcoma, leiomyoma, hemangioma, lipoma, neurofibroma, fibroma), large bowel (adenocarcinoma, tubular adenoma, villous adenoma, hamartoma, leiomyoma); Genitourinary tract: kidney (adenocarcinoma, Wilms' tumor [nephroblastoma], lymphoma, leukemia), bladder and urethra (squamous cell carcinoma, transitional cell carcinoma, adenocarcinoma), prostate (adenocarcinoma, sarcoma), testis (seminoma, teratoma, embryonal carcinoma, teratocarcinoma, choriocarcinoma, sarcoma, interstitial cell carcinoma, fibroma, fibroadenoma, adenomatoid tumors, lipoma); Liver: hepatoma (hepatocellular carcinoma), cholangiocarcinoma, hepatoblastoma, angiosarcoma, hepatocellular adenoma, hemangioma; Bone: osteogenic sarcoma (osteosarcoma), fibrosarcoma, malignant fibrous histiocytoma, chondrosarcoma, Ewing's sarcoma, malignant lymphoma (reticulum cell sarcoma), multiple myeloma, malignant giant cell tumor chordoma, osteochondroma (osteochondilaginous exostoses), benign chondroma, chondroblastoma, chondromyxofibroma, osteoid osteoma and giant cell tumors; Nervous system: skull (osteoma, hemangioma, granuloma, xanthoma, osteitis deformans), meninges (meningioma, meningiosarcoma, gliomatosis), brain (astrocytoma, medulloblastoma, glioma, ependymoma, germinoma [pinealoma], glioblastoma multiforme, oligodendroglioma, schwannoma, retinoblastoma, congenital tumors), spinal cord neurofibroma, meningioma, glioma, sarcoma); Gynecological: uterus (endometrial carcinoma), cervix (cervical carcinoma, pre-tumor cervical dysplasia), ovaries (ovarian carcinoma [serous cystadenocarcinoma, mucinous cystadenocarcinoma, unclassified carcinoma], granulosa-thecal cell tumors, Sertoli-Leydig cell tumors, dysgerminoma, malignant teratoma), vulva (squamous cell carcinoma, intraepithelial carcinoma, adenocarcinoma, fibrosarcoma, melanoma), vagina (clear cell carcinoma, squamous cell carcinoma, botryoid sarcoma (embryonal rhabdomyosarcoma), fallopian tubes (carcinoma); Hematologic: blood (myeloid leukemia [acute and chronic], acute lymphoblastic leukemia, chronic lymphocytic leukemia, myeloproliferative diseases, multiple myeloma, myelodysplastic syndrome), Hodgkin's disease, non-Hodgkin's lymphoma [malignant lymphoma]; Skin: malignant melanoma, basal cell carcinoma, squamous cell carcinoma, Kaposi's sarcoma, moles dysplastic nevi, lipoma, angioma,

dermatofibroma, keloids, psoriasis; and Adrenal glands: neuroblastoma. Thus, the term "cancerous cell" as provided herein, includes a cell afflicted by any one of the above-identified conditions.

[0110] "Pharmaceutically acceptable acid addition salt" refers to those salts that retain the biological effectiveness of the free bases and that are not biologically or otherwise undesirable, formed with inorganic acids such as hydrochloric acid, hydrobromic acid, sulfuric acid, nitric acid, phosphoric acid, and the like, as well as organic acids such as acetic acid, trifluoroacetic acid, propionic acid, glycolic acid, pyruvic acid, oxalic acid, maleic acid, malonic acid, succinic acid, fumaric acid, tartaric acid, citric acid, benzoic acid, cinnamic acid, mandelic acid, methanesulfonic acid, ethanesulfonic acid, p-toluenesulfonic acid, salicylic acid and the like.

[0111] "Pharmaceutically acceptable base addition salts" include those derived from inorganic bases such as sodium, potassium, lithium, ammonium, calcium, magnesium, iron, zinc, copper, manganese, aluminum salts and the like. Exemplary salts are the ammonium, potassium, sodium, calcium, and magnesium salts. Salts derived from pharmaceutically acceptable organic non-toxic bases include, but are not limited to, salts of primary, secondary, and tertiary amines, substituted amines including naturally occurring substituted amines, cyclic amines and basic ion exchange resins, such as isopropylamine, trimethylamine, diethylamine, triethylamine, tripropylamine, ethanolamine, 2-dimethylaminoethanol, 2-diethylaminoethanol, dicyclohexylamine, lysine, arginine, histidine, caffeine, procaine, hydrabamine, choline, betaine, ethylenediamine, glucosamine, methylglucamine, theobromine, purines, piperazine, piperidine, N-ethylpiperidine, polyamine resins, and the like. Exemplary organic bases are isopropylamine, diethylamine, ethanolamine, trimethylamine, dicyclohexylamine, choline, and caffeine. (See, for example, S. M. Berge, et al., "Pharmaceutical Salts," J. Pharm. Sci., 1977;66:1-19 which is incorporated herein by reference.)

[0112] "Prodrug" refers to compounds that are transformed (typically rapidly) *in vivo* to yield the parent compound of the above formulae, for example, by hydrolysis in blood. Common examples include, but are not limited to, ester and amide forms of a compound having an active form bearing a carboxylic acid moiety. Examples of pharmaceutically acceptable esters of the compounds of this invention include, but are not limited to, alkyl esters (for example with between about one and about six carbons) wherein the alkyl group is a straight or branched chain. Acceptable esters also include cycloalkyl esters and

arylalkyl esters such as, but not limited to benzyl. Examples of pharmaceutically acceptable amides of the compounds of this invention include, but are not limited to, primary amides, and secondary and tertiary alkyl amides (for example with between about one and about six carbons). Amides and esters of the compounds of the present invention may be prepared according to conventional methods. A thorough discussion of prodrugs is provided in T. Higuchi and V. Stella, "Pro-drugs as Novel Delivery Systems," Vol 14 of the A.C.S. Symposium Series, and in Bioreversible Carriers in Drug Design, ed. Edward B. Roche, American Pharmaceutical Association and Pergamon Press, 1987, both of which are incorporated herein by reference for all purposes.

[0113] "Metabolite" refers to the break-down or end product of a compound or its salt produced by metabolism or biotransformation in the animal or human body; for example, biotransformation to a more polar molecule such as by oxidation, reduction, or hydrolysis, or to a conjugate (see Goodman and Gilman, "The Pharmacological Basis of Therapeutics" 8.sup.th Ed., Pergamon Press, Gilman et al. (eds), 1990 for a discussion of biotransformation). As used herein, the metabolite of a compound of the invention or its salt may be the biologically active form of the compound in the body. In one example, a prodrug may be used such that the biologically active form, a metabolite, is released *in vivo*. In another example, a biologically active metabolite is discovered serendipitously, that is, no prodrug design *per se* was undertaken. An assay for activity of a metabolite of a compound of the present invention is known to one of skill in the art in light of the present disclosure.

[0114] In addition, the compounds of the present invention can exist in unsolvated as well as solvated forms with pharmaceutically acceptable solvents such as water, ethanol, and the like. In general, the solvated forms are considered equivalent to the unsolvated forms for the purposes of the present invention.

[0115] In addition, it is intended that the present invention cover compounds made either using standard organic synthetic techniques, including combinatorial chemistry or by biological methods, such as bacterial digestion, metabolism, enzymatic conversion, and the like.

[0116] "Treating" or "treatment" as used herein covers the treatment of a disease-state in a human, which disease-state is characterized by abnormal cellular proliferation, and invasion and includes at least one of: (i) preventing the disease-state from occurring in a human, in particular, when such human is predisposed to the disease-state but has not yet

been diagnosed as having it; (ii) inhibiting the disease-state, i.e., arresting its development; and (iii) relieving the disease-state, i.e., causing regression of the disease-state. As is known in the art, adjustments for systemic versus localized delivery, age, body weight, general health, sex, diet, time of administration, drug interaction and the severity of the condition may be necessary, and will be ascertainable with routine experimentation by one of ordinary skill in the art.

[0117] One of ordinary skill in the art would understand that certain crystallized, protein-ligand complexes, in particular c-Met, c-Kit, KDR, flt-3, or flt-4-ligand complexes, and their corresponding x-ray structure coordinates can be used to reveal new structural information useful for understanding the biological activity of kinases as described herein. As well, the key structural features of the aforementioned proteins, particularly, the shape of the ligand binding site, are useful in methods for designing or identifying selective modulators of kinases and in solving the structures of other proteins with similar features. Such protein-ligand complexes, having compounds of the invention as their ligand component, are an aspect of the invention.

[0118] As well, one of ordinary skill in the art would appreciate that such suitable x-ray quality crystals can be used as part of a method of identifying a candidate agent capable of binding to and modulating the activity of kinases. Such methods may be characterized by the following aspects: a) introducing into a suitable computer program, information defining a ligand binding domain of a kinase in a conformation (e.g. as defined by x-ray structure coordinates obtained from suitable x-ray quality crystals as described above) wherein the computer program creates a model of the three dimensional structures of the ligand binding domain, b) introducing a model of the three dimensional structure of a candidate agent in the computer program, c) superimposing the model of the candidate agent on the model of the ligand binding domain, and d) assessing whether the candidate agent model fits spatially into the ligand binding domain. Aspects a-d are not necessarily carried out in the aforementioned order. Such methods may further entail: performing rational drug design with the model of the three-dimensional structure, and selecting a potential candidate agent in conjunction with computer modeling.

[0119] Additionally, one of ordinary skill in the art would appreciate that such methods may further entail: employing a candidate agent, so-determined to fit spatially into the ligand binding domain, in a biological activity assay for kinase modulation, and determining whether said candidate agent modulates kinase activity in the assay. Such

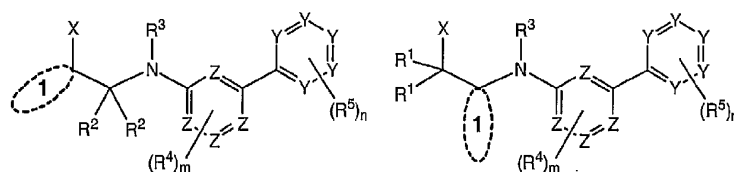
methods may also include administering the candidate agent, determined to modulate kinase activity, to a mammal suffering from a condition treatable by kinase modulation, such as those described above.

[0120] Also, one of ordinary skill in the art would appreciate that compounds of the invention can be used in a method of evaluating the ability of a test agent to associate with a molecule or molecular complex comprising a ligand binding domain of a kinase. Such a method may be characterized by the following aspects: a) creating a computer model of a kinase binding pocket using structure coordinates obtained from suitable x-ray quality crystals of the kinase, b) employing computational algorithms to perform a fitting operation between the test agent and the computer model of the binding pocket, and c) analyzing the results of the fitting operation to quantify the association between the test agent and the computer model of the binding pocket.

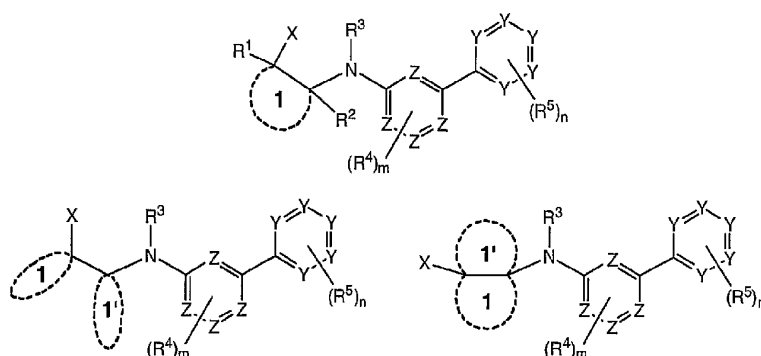
[0121] As described in paragraph [0021], R^1 , R^2 and R^3 of Formula I can, in specific paired combinations, form ring systems (designated "first ring" through "sixth ring"). As well, the central aromatic ring (containing Z) and distal aromatic ring (containing Y) depicted in Formula I may themselves have rings fused thereto (designated as "seventh ring" and "eighth ring," respectively). The first, second, fourth, and sixth rings may be aromatic, saturated, or partially saturated; the third and fifth rings are at least partially saturated. To orient the reader to what is meant by these ring designations, a few examples (schemes and corresponding description) are provided below.

[0122] As mentioned, optionally at least one pair of substituents from Formula I selected from two of R^1 , two of R^2 , and one each of R^1 and R^2 , together with the atoms to which they are attached, may form a first ring. Using Formula I as a guide, such a first ring (designated as ring "1" or "1'") is depicted schematically below. Ring 1 may take any of the forms as depicted below in Scheme 1. Consistent with this description, there can be more than one ring 1 (since there are two each of R^1 and R^2 in Formula I), as depicted in the last two figures of Scheme 1.

Scheme 1

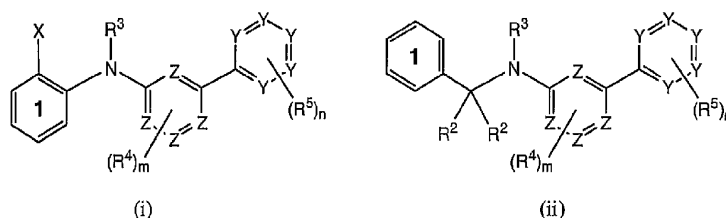


Scheme 1 (continued)



[0123] It is understood by one of ordinary skill in the art, that depending on whether or not ring 1 is aromatic or contains at least one unit of unsaturation (e.g. double or triple bond), then at least one of substituents, X, R¹, and R², may be absent in a compound of the invention. For example according to Formula I, if one each of R¹ and R², together with the carbons to which they are attached, form an aromatic ring, 1, then at least other two substituents, R² and at least one of X and R¹, are understood to be absent, for example as depicted in formula (i) of Scheme 2 below. In another example according to Formula I, if both R¹'s, together with the carbon to which they are attached, form a phenyl, then X is understood to be absent, as in formula (ii) below (if such a ring is aliphatic or otherwise does not require sp² hybridization at the carbon to which X is attached, then X is present). In no case can both of R¹ or both of R² (as depicted in Formula I), together with the carbon to which they are attached, form an aromatic ring.

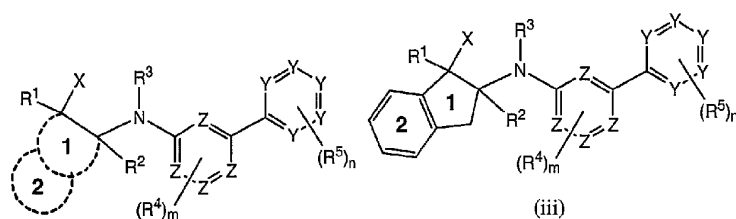
Scheme 2



[0124] Also as previously described, the first, third and fifth rings may have an additional ring system attached thereto. This additional ring may be attached to form a spirocyclyl, a bridged bicyclic system, or fused ring system. Thus for example, any of rings 1 (or 1'),

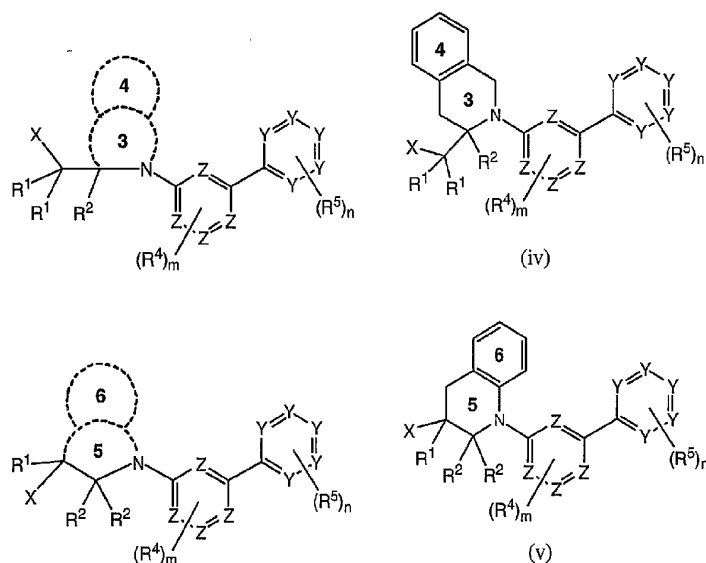
depicted above, may themselves have a ring, 2, attached. An exemplary ring scheme for such a structure is depicted in Scheme 3, along with a corresponding more specific formulation (iii), neither are meant to be limiting to scope of the invention. As described, both rings 1 and 2 may also have additional substitution thereon. The more specific formulation (iii) shows ring 1 as saturated and ring 2 as aromatic.

Scheme 3



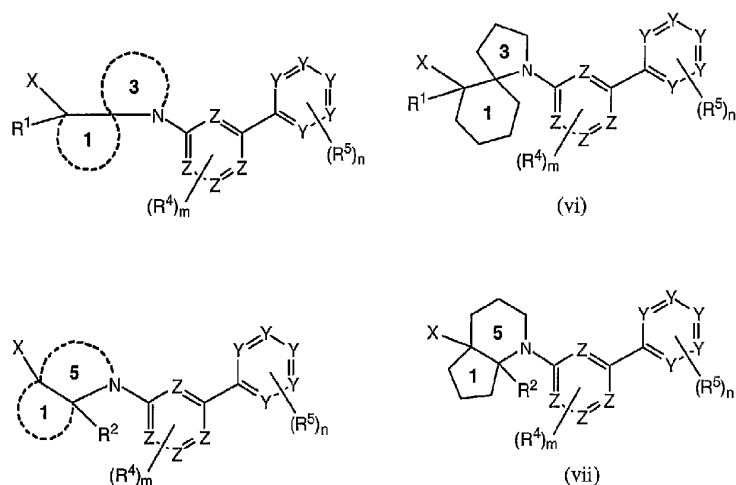
[0125] Scheme 4 depicts two ring schemes (and corresponding more specific formulations, (iv) and (v)) for the third and fifth rings as described and according to Formula I, with analogous attached fourth and sixth rings, respectively. As in Scheme 3, only fused rings are depicted, although spiro-systems are meant to be within the scope of the invention.

Scheme 4



[0126] Scheme 5 depicts two ring schematics (and corresponding more specific formulae, (vi) and (vii)), showing that compounds of the invention can, consistent with the description herein, comprise combinations of the above described ring systems. In one example, there is a first ring, 1, and a third ring, 3. In the other example, there is a first ring, 1, and a fifth ring, 5.

Scheme 5



General Administration

[0127] Administration of the compounds of the invention, or their pharmaceutically acceptable salts, in pure form or in an appropriate pharmaceutical composition, can be carried out via any of the accepted modes of administration or agents for serving similar utilities. Thus, administration can be, for example, orally, nasally, parenterally (intravenous, intramuscular, or subcutaneous), topically, transdermally, intravaginally, intravesically, intracisternally, or rectally, in the form of solid, semi-solid, lyophilized powder, or liquid dosage forms, such as for example, tablets, suppositories, pills, soft elastic and hard gelatin capsules, powders, solutions, suspensions, or aerosols, or the like, preferably in unit dosage forms suitable for simple administration of precise dosages.

[0128] The compositions will include a conventional pharmaceutical carrier or excipient and a compound of the invention as the/an active agent, and, in addition, may include

other medicinal agents, pharmaceutical agents, carriers, adjuvants, etc. Compositions of the invention may be used in combination with anticancer or other agents that are generally administered to a patient being treated for cancer. Adjuvants include preserving, wetting, suspending, sweetening, flavoring, perfuming, emulsifying, and dispensing agents. Prevention of the action of microorganisms can be ensured by various antibacterial and antifungal agents, for example, parabens, chlorobutanol, phenol, sorbic acid, and the like. It may also be desirable to include isotonic agents, for example sugars, sodium chloride, and the like. Prolonged absorption of the injectable pharmaceutical form can be brought about by the use of agents delaying absorption, for example, aluminum monostearate and gelatin.

[0129] If desired, a pharmaceutical composition of the invention may also contain minor amounts of auxiliary substances such as wetting or emulsifying agents, pH buffering agents, antioxidants, and the like, such as, for example, citric acid, sorbitan monolaurate, triethanolamine oleate, butylated hydroxytoluene, etc.

[0130] Compositions suitable for parenteral injection may comprise physiologically acceptable sterile aqueous or nonaqueous solutions, dispersions, suspensions or emulsions, and sterile powders for reconstitution into sterile injectable solutions or dispersions. Examples of suitable aqueous and nonaqueous carriers, diluents, solvents or vehicles include water, ethanol, polyols (propyleneglycol, polyethyleneglycol, glycerol, and the like), suitable mixtures thereof, vegetable oils (such as olive oil) and injectable organic esters such as ethyl oleate. Proper fluidity can be maintained, for example, by the use of a coating such as lecithin, by the maintenance of the required particle size in the case of dispersions and by the use of surfactants.

[0131] One preferable route of administration is oral, using a convenient daily dosage regimen that can be adjusted according to the degree of severity of the disease-state to be treated.

[0132] Solid dosage forms for oral administration include capsules, tablets, pills, powders, and granules. In such solid dosage forms, the active compound is admixed with at least one inert customary excipient (or carrier) such as sodium citrate or dicalcium phosphate or (a) fillers or extenders, as for example, starches, lactose, sucrose, glucose, mannitol, and silicic acid, (b) binders, as for example, cellulose derivatives, starch, alginates, gelatin, polyvinylpyrrolidone, sucrose, and gum acacia, (c) humectants, as for example, glycerol, (d) disintegrating agents, as for example, agar-agar, calcium carbonate, potato or tapioca

starch, alginic acid, croscarmellose sodium, complex silicates, and sodium carbonate, (e) solution retarders, as for example paraffin, (f) absorption accelerators, as for example, quaternary ammonium compounds, (g) wetting agents, as for example, cetyl alcohol, and glycerol monostearate, magnesium stearate and the like (h) adsorbents, as for example, kaolin and bentonite, and (i) lubricants, as for example, talc, calcium stearate, magnesium stearate, solid polyethylene glycols, sodium lauryl sulfate, or mixtures thereof. In the case of capsules, tablets, and pills, the dosage forms may also comprise buffering agents.

[0133] Solid dosage forms as described above can be prepared with coatings and shells, such as enteric coatings and others well known in the art. They may contain pacifying agents, and can also be of such composition that they release the active compound or compounds in a certain part of the intestinal tract in a delayed manner. Examples of embedded compositions that can be used are polymeric substances and waxes. The active compounds can also be in microencapsulated form, if appropriate, with one or more of the above-mentioned excipients.

[0134] Liquid dosage forms for oral administration include pharmaceutically acceptable emulsions, solutions, suspensions, syrups, and elixirs. Such dosage forms are prepared, for example, by dissolving, dispersing, etc., a compound(s) of the invention, or a pharmaceutically acceptable salt thereof, and optional pharmaceutical adjuvants in a carrier, such as, for example, water, saline, aqueous dextrose, glycerol, ethanol and the like; solubilizing agents and emulsifiers, as for example, ethyl alcohol, isopropyl alcohol, ethyl carbonate, ethyl acetate, benzyl alcohol, benzyl benzoate, propyleneglycol, 1,3-butyleneglycol, dimethylformamide; oils, in particular, cottonseed oil, groundnut oil, corn germ oil, olive oil, castor oil and sesame oil, glycerol, tetrahydrofurfuryl alcohol, polyethyleneglycols and fatty acid esters of sorbitan; or mixtures of these substances, and the like, to thereby form a solution or suspension.

[0135] Suspensions, in addition to the active compounds, may contain suspending agents, as for example, ethoxylated isostearyl alcohols, polyoxyethylene sorbitol and sorbitan esters, microcrystalline cellulose, aluminum metahydroxide, bentonite, agar-agar and tragacanth, or mixtures of these substances, and the like.

[0136] Compositions for rectal administrations are, for example, suppositories that can be prepared by mixing the compounds of the present invention with for example suitable non-irritating excipients or carriers such as cocoa butter, polyethyleneglycol or a suppository

wax, which are solid at ordinary temperatures but liquid at body temperature and therefore, melt while in a suitable body cavity and release the active component therein.

[0137] Dosage forms for topical administration of a compound of this invention include ointments, powders, sprays, and inhalants. The active component is admixed under sterile conditions with a physiologically acceptable carrier and any preservatives, buffers, or propellants as may be required. Ophthalmic formulations, eye ointments, powders, and solutions are also contemplated as being within the scope of this invention.

[0138] Generally, depending on the intended mode of administration, the pharmaceutically acceptable compositions will contain about 1% to about 99% by weight of a compound(s) of the invention, or a pharmaceutically acceptable salt thereof, and 99% to 1% by weight of a suitable pharmaceutical excipient. In one example, the composition will be between about 5% and about 75% by weight of a compound(s) of the invention, or a pharmaceutically acceptable salt thereof, with the rest being suitable pharmaceutical excipients.

[0139] Actual methods of preparing such dosage forms are known, or will be apparent, to those skilled in this art; for example, see Remington's Pharmaceutical Sciences, 18th Ed., (Mack Publishing Company, Easton, Pa., 1990). The composition to be administered will, in any event, contain a therapeutically effective amount of a compound of the invention, or a pharmaceutically acceptable salt thereof, for treatment of a disease-state in accordance with the teachings of this invention.

[0140] The compounds of the invention, or their pharmaceutically acceptable salts, are administered in a therapeutically effective amount which will vary depending upon a variety of factors including the activity of the specific compound employed, the metabolic stability and length of action of the compound, the age, body weight, general health, sex, diet, mode and time of administration, rate of excretion, drug combination, the severity of the particular disease-states, and the host undergoing therapy. The compounds of the present invention can be administered to a patient at dosage levels in the range of about 0.1 to about 1,000 mg per day. For a normal human adult having a body weight of about 70 kilograms, a dosage in the range of about 0.01 to about 100 mg per kilogram of body weight per day is an example. The specific dosage used, however, can vary. For example, the dosage can depend on a number of factors including the requirements of the patient, the severity of the condition being treated, and the pharmacological activity of the

compound being used. The determination of optimum dosages for a particular patient is well known to those skilled in the art.

Utility of compounds of the invention as screening agents

[0141] To employ the compounds of the invention in a method of screening for candidate agents that bind to, for example a Tie-2 receptor kinase, the protein is bound to a support, and a compound of the invention is added to the assay. Alternatively, the compound of the invention is bound to the support and the protein is added. Classes of candidate agents among which novel binding agents may be sought include specific antibodies, non-natural binding agents identified in screens of chemical libraries, peptide analogs, etc. Of particular interest are screening assays for candidate agents that have a low toxicity for human cells. A wide variety of assays may be used for this purpose, including labeled in vitro protein-protein binding assays, electrophoretic mobility shift assays, immunoassays for protein binding, functional assays (phosphorylation assays, etc.) and the like.

[0142] The determination of the binding of the candidate agent to, for example, a Tie-2 protein may be done in a number of ways. In one example, the candidate agent (the compound of the invention) is labeled, for example, with a fluorescent or radioactive moiety and binding determined directly. For example, this may be done by attaching all or a portion of the Tie-2 protein to a solid support, adding a labeled agent (for example a compound of the invention in which at least one atom has been replaced by a detectable isotope), washing off excess reagent, and determining whether the amount of the label is that present on the solid support. Various blocking and washing steps may be utilized as is known in the art.

[0143] By "labeled" herein is meant that the compound is either directly or indirectly labeled with a label which provides a detectable signal, e.g., radioisotope, fluorescent tag, enzyme, antibodies, particles such as magnetic particles, chemiluminescent tag, or specific binding molecules, etc. Specific binding molecules include pairs, such as biotin and streptavidin, digoxin and antidigoxin etc. For the specific binding members, the complementary member would normally be labeled with a molecule which provides for detection, in accordance with known procedures, as outlined above. The label can directly or indirectly provide a detectable signal.

[0144] In some embodiments, only one of the components is labeled. For example, a Tie-2 protein may be labeled at tyrosine positions using ^{125}I , or with fluorophores. Alternatively, more than one component may be labeled with different labels; using ^{125}I for the proteins, for example, and a fluorophor for the candidate agents.

[0145] The compounds of the invention may also be used as competitors to screen for additional drug candidates. "Candidate bioactive agent" or "drug candidate" or grammatical equivalents as used herein describe any molecule, e.g., protein, oligopeptide, small organic molecule, polysaccharide, polynucleotide, etc., to be tested for bioactivity. They may be capable of directly or indirectly altering the cellular proliferation phenotype or the expression of a cellular proliferation sequence, including both nucleic acid sequences and protein sequences. In other cases, alteration of cellular proliferation protein binding and/or activity is screened. In the case where protein binding or activity is screened, some embodiments exclude molecules already known to bind to that particular protein. Exemplary embodiments of assays described herein include candidate agents, which do not bind the target protein in its endogenous native state, termed herein as "exogenous" agents. In one example, exogenous agents further exclude antibodies to Tie-2's.

[0146] Candidate agents can encompass numerous chemical classes, though typically they are organic molecules having a molecular weight of more than about 100 and less than about 2,500 daltons. Candidate agents comprise functional groups necessary for structural interaction with proteins, particularly hydrogen bonding and lipophilic binding, and typically include at least an amine, carbonyl, hydroxyl, ether, or carboxyl group, for example at least two of the functional chemical groups. The candidate agents often comprise cyclical carbon or heterocyclyl structures and/or aromatic or polyaromatic structures substituted with one or more of the above functional groups. Candidate agents are also found among biomolecules including peptides, saccharides, fatty acids, steroids, purines, pyrimidines, derivatives, structural analogs, or combinations thereof.

[0147] Candidate agents are obtained from a wide variety of sources including libraries of synthetic or natural compounds. For example, numerous means are available for random and directed synthesis of a wide variety of organic compounds and biomolecules, including expression of randomized oligonucleotides. Alternatively, libraries of natural compounds in the form of bacterial, fungal, plant and animal extracts are available or readily produced. Additionally, natural or synthetically produced libraries and compounds

are readily modified through conventional chemical, physical and biochemical means. Known pharmacological agents may be subjected to directed or random chemical modifications, such as acylation, alkylation, esterification, amidification to produce structural analogs.

[0148] In one example, the binding of the candidate agent is determined through the use of competitive binding assays. In this example, the competitor is a binding moiety known to bind to Tie-2's, such as an antibody, peptide, binding partner, ligand, etc. Under certain circumstances, there may be competitive binding as between the candidate agent and the binding moiety, with the binding moiety displacing the candidate agent.

[0149] In some embodiments, the candidate agent is labeled. Either the candidate agent, or the competitor, or both, is added first to a Tie-2 for a time sufficient to allow binding, if present. Incubations may be performed at any temperature that facilitates optimal activity, typically between 4°C and 40°C.

[0150] Incubation periods are selected for optimum activity, but may also be optimized to facilitate rapid high throughput screening. Typically between 0.1 and 1 hour will be sufficient. Excess reagent is generally removed or washed away. The second component is then added, and the presence or absence of the labeled component is followed, to indicate binding.

[0151] In one example, the competitor is added first, followed by the candidate agent. Displacement of the competitor is an indication the candidate agent is binding to a Tie-2 and thus is capable of binding to, and potentially modulating, the activity of the Tie-2. In this embodiment, either component can be labeled. Thus, for example, if the competitor is labeled, the presence of label in the wash solution indicates displacement by the agent. Alternatively, if the candidate agent is labeled, the presence of the label on the support indicates displacement.

[0152] In an alternative embodiment, the candidate agent is added first, with incubation and washing, followed by the competitor. The absence of binding by the competitor may indicate the candidate agent is bound to a Tie-2 with a higher affinity. Thus, if the candidate agent is labeled, the presence of the label on the support, coupled with a lack of competitor binding, may indicate the candidate agent is capable of binding to a Tie-2.

[0153] It may be of value to identify the binding site of a Tie-2. This can be done in a variety of ways. In one embodiment, once a Tie-2 has been identified as binding to the

candidate agent, the Tie-2 is fragmented or modified and the assays repeated to identify the necessary components for binding.

[0154] Modulation is tested by screening for candidate agents capable of modulating the activity of Tie-2's comprising the steps of combining a candidate agent with a Tie-2, as above, and determining an alteration in the biological activity of the Tie-2. Thus, in this embodiment, the candidate agent should both bind to (although this may not be necessary), and alter its biological or biochemical activity as defined herein. The methods include both *in vitro* screening methods and *in vivo* screening of cells for alterations in cell viability, morphology, and the like.

[0155] Alternatively, differential screening may be used to identify drug candidates that bind to native Tie-2's, but cannot bind to modified Tie-2's.

[0156] Positive controls and negative controls may be used in the assays. For example, all control and test samples are performed in at least triplicate to obtain statistically significant results. Incubation of samples is for a time sufficient for the binding of the agent to the protein. Following incubation, samples are washed free of non-specifically bound material and the amount of bound, generally labeled agent determined. For example, where a radiolabel is employed, the samples may be counted in a scintillation counter to determine the amount of bound compound.

[0157] A variety of other reagents may be included in the screening assays. These include reagents like salts, neutral proteins, e.g., albumin, detergents, etc which may be used to facilitate optimal protein-protein binding and/or reduce non-specific or background interactions. Also reagents that otherwise improve the efficiency of the assay, such as protease inhibitors, nuclease inhibitors, anti-microbial agents, etc., may be used. The mixture of components may be added in any order that provides for the requisite binding.

Abbreviations and their Definitions

[0158] The following abbreviations and terms have the indicated meanings throughout:

Abbreviation	Meaning
Ac	acetyl
ACN	acetonitrile
ATP	adenosine triphosphate
BNB	4-bromomethyl-3-nitrobenzoic acid
Boc	t-butyloxy carbonyl

Abbreviation	Meaning
br	broad
Bu	butyl
°C	degrees Celsius
c-	cyclo
CBZ	CarboBenZoxy = benzyloxycarbonyl
d	doublet
dd	doublet of doublet
dt	doublet of triplet
DBU	Diazabicyclo[5.4.0]undec-7-ene
DCM	dichloromethane = methylene chloride = CH ₂ Cl ₂
DCE	dichloroethylene
DEAD	diethyl azodicarboxylate
DIC	diisopropylcarbodiimide
DIEA	N,N-diisopropylethyl amine
DMAP	4-N,N-dimethylaminopyridine
DMF	N,N-dimethylformamide
DMSO	dimethyl sulfoxide
DVB	1,4-divinylbenzene
EEDQ	2-ethoxy-1-ethoxycarbonyl-1,2-dihydroquinoline
EI	Electron Impact ionization
Et	ethyl
Fmoc	9-fluorenylmethoxycarbonyl
g	gram(s)
GC	gas chromatography
h or hr	hour(s)
HATU	O-(7-Azabenzotriazol-1-yl)-1,1,3,3-tetramethyluronium hexafluorophosphate
HMDS	hexamethyldisilazane
HOAc	acetic acid
HOBt	hydroxybenzotriazole
HPLC	high pressure liquid chromatography
L	liter(s)
M	molar or molarity
m	multiplet
Me	methyl
mesyl	methanesulfonyl
mg	milligram(s)
MHz	megahertz (frequency)
Min	minute(s)
mL	milliliter(s)
mM	millimolar
mmol	millimole(s)

Abbreviation	Meaning
mol	mole(s)
MS	mass spectral analysis
MTBE	methyl t-butyl ether
N	normal or normality
NBS	N-bromosuccinimide
NCS	N-chlorosuccinimide
nM	nanomolar
NMO	N-methylmorpholine oxide
NMR	nuclear magnetic resonance spectroscopy
PEG	polyethylene glycol
pEY	poly-glutamine, tyrosine
Ph	phenyl
PhOH	phenol
PfP	pentafluorophenol
PfPy	pentafluoropyridine
PPTS	Pyridinium p-toluenesulfonate
Py	pyridine
PyBroP	bromo-tris-pyrrolidino-phosphonium hexafluorophosphate
q	quartet
RT	Room temperature
Sat'd	saturated
s	singlet
s-	secondary
t-	tertiary
t or tr	triplet
TBDMS	t-butyldimethylsilyl
TES	triethylsilane
TFA	trifluoroacetic acid
THF	tetrahydrofuran
TMOF	trimethyl orthoformate
TMS	trimethylsilyl
tosyl	p-toluenesulfonyl
Trt	triphenylmethyl
μL	microliter(s)
μM	Micromole(s) or micromolar

Synthesis of Compounds

[0159] Scheme 6 depicts a general synthetic route for exemplary compounds of the invention and is not intended to be limiting. Specific examples are described subsequently

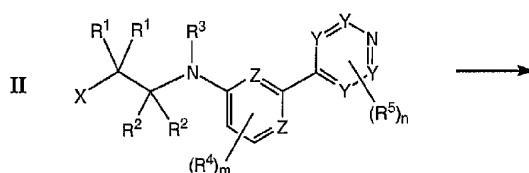
to this general synthetic description. In the generalizations below, specific reaction conditions, for example, added bases, acids, solvents, temperature, and the like are not described so as not to complicate the discussion. The general route, in conjunction with the specific examples, contains sufficient information to allow one of ordinary skill in the art to synthesize compounds of the invention.

[0160] Scheme 6 is presented as a retrosynthetic analysis. In relation to Scheme 6, some substituents (e.g. X and R¹ through R⁵) are not described as reactive partners in the synthetic reactions available to make compounds of the invention. This is done purely for simplification of description of synthesis in general. Such substituents may be appended to the scaffold of depicted formulae at any time during synthesis or may pre-exist on intermediates or starting materials used to make compounds of the invention, as would be understood by one of ordinary skill in the art. More specific examples are presented below to more fully describe the invention.

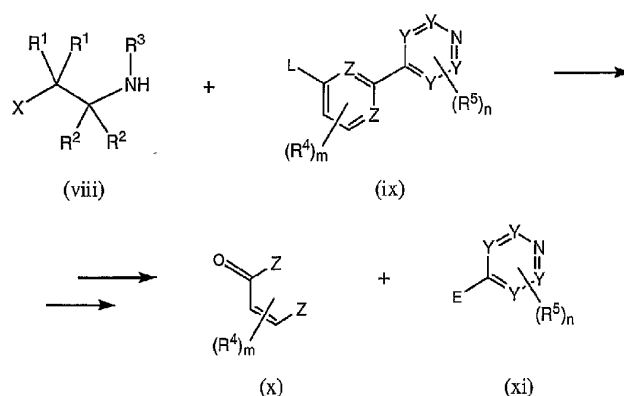
[0161] Again referring to Scheme 6, compounds of Formula II, for example, are made generally by coupling of an amine (viii) with a bis-aryl intermediate (ix). Intermediate (ix) has a leaving group "L"; the amine function of (viii) acts as a nucleophile to ultimately displace L from the ring bearing "Z" of intermediate (ix). Intermediate (ix) is typically made by formation of the ring bearing Z via coupling and condensation of (x) with (xi). An electrophilic group "E" coupled with nucleophilic groups Z and condensation/ring formation, followed by introduction of L ultimately via the carbonyl of (x), gives (ix).

[0162] Of course, one of ordinary skill in the art would understand that depending on the nature of Z and E, other reaction types and routes are available to make (ix). In some cases, intermediate (ix) is commercially available, or the aryl rings of (ix), pre-existing, are coupled via aromatic coupling reactions.

Scheme 6



Scheme 6 (continued)



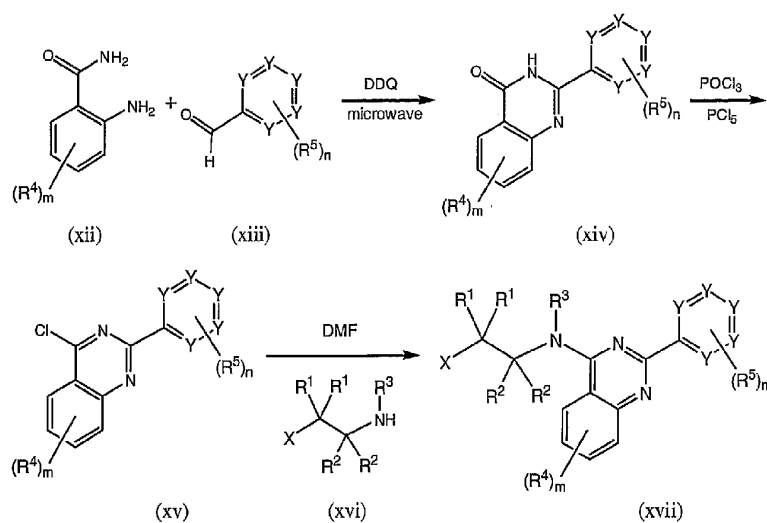
Examples

[0163] The following examples serve to more fully describe the manner of using the above-described invention, as well as to set forth the best modes contemplated for carrying out various aspects of the invention. It is understood that these examples in no way serve to limit the true scope of this invention, but rather are presented for illustrative purposes. All references cited herein are incorporated by reference in their entirety. Generally, each example is set out below with a corresponding multi-step synthesis scheme. Following specific examples are lists of compounds that were made in a similar way.

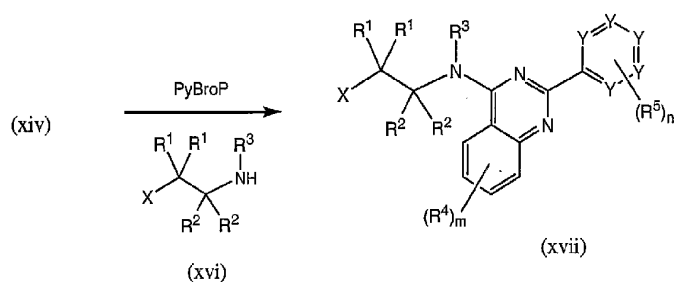
[0164] Scheme 7 depicts synthesis of quinazolines (xvii) according to Formula I. Generally, an optionally substituted anthranilamide (xii) is coupled with an optionally substituted aromatic aldehyde (xiii) to make intermediate (xiv). Intermediate (xiv) is converted to the corresponding 4-chloroquinazoline (xv), which is coupled with amine (xvi) to form 4-amino quinazoline (xvii). Again, in some instances, substituents X and R¹ through R⁵ can be introduced at any stage of the synthesis.

[0165] Scheme 8 shows that, alternatively, intermediate (xiv) can be converted to (xvii) in a "one pot" reaction using bromo-tris-pyrrolidino-phosphonium hexafluorophosphate.

Scheme 7



Scheme 8



Example 1

[0166] 2-Pyridin-4-ylquinazolin-4(3H)-one: To a flask of anthranilamide (1 mmol) was added 4-pyridine carboxaldehyde (1 mmol) to form a paste. Followed by the careful addition of 2,3 dichloro-5,6-dicyano-1,4-benzoquinone, (0.5 mmol), the well blended mixture was microwaved in a beaker with silica for 9 min. To the resultant solid was added methanol with subsequent sonication. The collected filtrate was concentrated and dried *in vacuo* to afford the desired product as a brown solid (85% yield). ^1H NMR (400

MHz, d_6 -DMSO): δ 12.80 (br s, 1H), 8.80 (d, 2H), 8.20 (d, 1H), 8.12 (d, 2H), 7.88 (t, 1H), 7.80 (d, 1H), 7.60 (t, 1H). MS (EI) for $C_{13}H_9N_3O$: 224 (MH^+).

[0167] 4-Chloro-2-pyridin-4-ylquinazoline: 2-Pyridin-4-ylquinazolin-4(3H)-one (1 mmol) and PCl_5 (1.5 mmol) were suspended in $POCl_3$ (12 mmol). The reaction mixture was brought to reflux over 4 h. The solvent was concentrated to dryness and the amorphous residue was partitioned with ethyl acetate and ice water. The aqueous layer was extracted with additional ethyl acetate and the combined organic layers were washed with 10% Na_2CO_3 and brine and dried over magnesium sulfate. The filtrate was concentrated and dried *in vacuo* to afford the desired product as a brown solid. (60% yield). 1H NMR (400 MHz, d_6 -DMSO): δ 8.84 (d, 2H), 8.36 (d, 2H), 8.12 (m, 2H), 7.88 (m, 2H). MS (EI) for $C_{13}H_8ClN_3$: 242 (MH^+).

[0168] (1S,2R)-1-[(2-Pyridin-4-ylquinazolin-4-yl)amino]-2,3-dihydro-1H-inden-2-ol: 4-Chloro-2-pyridin-4-ylquinazoline (1 mmol) was dissolved into N, N-dimethylacetamide (0.5 M), followed by addition of diisopropylethylamine (2 mmol) and 1S, 2R-(*-*)-*cis*-1-amino-2-indanol (1.2 mmol) and was stirred at 85 °C for 2 h. The reaction was poured into water and back-extracted with ethyl acetate (3x). The combined organic layers were washed with 1N HCl, followed by a brine wash, and dried over magnesium sulfate. The final product was purified by MPLC and lyophilized to a yellow powder. (78%) 1H NMR (400 MHz, d_6 -DMSO): δ 8.75 (d, 2H), 8.55 (d, 1H), 8.35 (m, 2H), 7.85 (d, 2H), 7.55 (m, 1H), 7.35 (d, 2H), 7.25 (m, 2H), 6.15 (m, 1H), 4.85 (m, 1H), 3.25 (dd, 1H), 3.00 (d, 1H). MS (EI) for $C_{22}H_{18}N_4O$: 355 (MH^+).

[0169] Using the same or similar synthetic techniques, substituting with the appropriate reagents such as the respective amines, the following compounds of the invention were prepared:

[0170] 2-Pyridin-4-yl-N-[(2R)-1,2,3,4-tetrahydronaphthalen-2-yl]quinazolin-4-amine: 1H NMR (400 MHz, d_6 -DMSO): δ 8.95 (d, 2H), 8.65 (d, 2H), 8.54 (d, 1H), 7.95 (m, 2H), 7.70 (m, 1H), 7.15 (m, 4H), 4.88 (m, 1H), 3.25 (dd, 1H), 3.00 (d, 2H), 2.30 (m, 2H), 1.95 (m, 2H). MS (EI) for $C_{23}H_{20}N_4$: 353 (MH^+).

[0171] 2-Pyridin-4-yl-N-[(2S)-1,2,3,4-tetrahydronaphthalen-2-yl]quinazolin-4-amine: 1H NMR (400 MHz, d_6 -DMSO): δ 8.76 (d, 2H), 8.44 (d, 1H), 8.35 (m, 2H), 7.85 (d, 2H), 7.58 (m, 1H), 7.15 (m, 4H), 4.80 (m, 1H), 3.30 (dd, 1H), 3.00 (d, 2H), 2.25 (m, 2H), 1.95 (m, 2H). MS (EI) for $C_{23}H_{20}N_4$: 353 (MH^+).

- [0172] 4-[(1S)-2,3-Dihydro-1H-inden-1-ylmethyl]-2-pyridin-4-ylquinazoline: ^1H NMR (400 MHz, d_6 -DMSO): δ 8.94 (d, 2H), 8.65 (d, 2H), 8.50 (d, 1H), 7.95 (m, 2H), 7.65 (m, 1H), 7.35 (m, 1H), 7.25 (m, 2H), 7.15 (m, 1H), 6.34 (m, 1H), 3.12 (m, 1H), 2.99 (m, 1H), 2.66 (m, 1H), 2.22 (m, 1H). MS (EI) for $\text{C}_{22}\text{H}_{18}\text{N}_4$: 339 (MH^+).
- [0173] (1R,2S)-1-[(2-Pyridin-4-ylquinazolin-4-yl)amino]-2,3-dihydro-1H-inden-2-ol: ^1H NMR (400 MHz, d_6 -DMSO): δ 8.95 (d, 2H), 8.65 (m, 3H), 7.95 (d, 2H), 7.65 (m, 1H), 7.35 (m, 2H), 7.25 (m, 2H), 6.15 (m, 1H), 4.78 (m, 1H), 3.25 (dd, 2H), 3.00 (d, 1H). MS (EI) for $\text{C}_{22}\text{H}_{18}\text{N}_4\text{O}$: 355 (MH^+).
- [0174] 1,1-Dimethylethyl-4-[(2-pyridin-4-ylquinazolin-4-yl)amino]piperidine-1-carboxylate: ^1H NMR (400 MHz, d_6 -DMSO): δ 8.92 (m, 2H), 8.62 (m, 2H), 8.40 (d, 1H), 7.88 (m, 2H), 7.64 (m, 1H), 4.65 (m, 1H), 4.05 (m, 2H), 3.00 (m, 2H), 2.05 (d, 2H), 1.50 (m, 2H), 1.25 (br s, 9H). MS (EI) for $\text{C}_{23}\text{H}_{27}\text{N}_5\text{O}_2$: 406 (MH^+).
- [0175] 1,1-Dimethylethyl-4-(2-pyridin-4-ylquinazolin-4-yl)piperazine-1-carboxylate: ^1H NMR (400 MHz, d_6 -DMSO): δ 8.50 (d, 2H), 8.55 (d, 2H), 8.15 (m, 1H), 7.96 (m, 2H), 7.62 (m, 1H), 3.95 (m, 2H), 3.60 (m, 2H), 1.45 (br s, 9H). MS (EI) for $\text{C}_{22}\text{H}_{25}\text{N}_5\text{O}_2$: 392 (MH^+).
- [0176] 2-Pyridin-4-yl-N-[[2,4,6-tris(methyloxy)phenyl]methyl]quinazolin-4-amine: ^1H NMR (400 MHz, d_6 -DMSO): δ 9.00 (m, 2H), 8.60 (m, 2H), 8.50 (d, 1H), 7.96 (m, 2H), 7.60 (m, 1H), 6.30 (s, 1H), 6.25 (s, 2H), 4.8 (m, 1H). MS (EI) for $\text{C}_{26}\text{H}_{15}\text{N}_4\text{O}_3$: 403 (MH^+).
- [0177] N-[(4-Fluorophenyl)methyl]-2-pyridin-4-ylquinazolin-4-amine: ^1H NMR (400 MHz, d_6 -DMSO): δ 8.75 (d, 2H), 8.38 (d, 1H), 7.88 (m, 2H), 7.65 (m, 1H), 7.51 (m, 2H), 7.28 (m, 2H), 7.24 (m, 3H), 4.94 (d, 1H), 4.28 (d, 1H). MS (EI) for $\text{C}_{23}\text{H}_{22}\text{N}_4\text{F}$: 331 (MH^+).
- [0178] N-(2-Morpholin-4-ylethyl)-2-pyridin-4-ylquinazolin-4-amine: ^1H NMR (400 MHz, d_6 -DMSO): δ 9.08 (d, 2H), 8.92 (d, 2H), 8.20 (d, 1H), 8.10 (m, 1H), 7.98 (t, 1H), 7.70 (t, 1H), 4.20 (br m, 2H), 3.35 (br m, 2H). MS (EI) for $\text{C}_{19}\text{H}_{21}\text{N}_5\text{O}$: 336 (MH^+).
- [0179] 4-Piperazin-1-yl-2-pyridin-4-ylquinazoline: ^1H NMR (400 MHz, d_6 -DMSO): δ 8.94 (d, 2H), 8.68 (d, 2H), 8.30 (m, 1H), 7.92 (m, 2H), 7.66 (m, 1H), 4.12 (m, 2H), 3.98 (m, 2H), 3.66 (br m, 4H), 3.54 (m, 2H), 3.22 (br m, 2H). MS (EI) for $\text{C}_{17}\text{H}_{17}\text{N}_5$: 292 (MH^+).

- [0180] N-Piperidin-4-yl-2-pyridin-4-ylquinazolin-4-amine: ^1H NMR (400 MHz, d_6 -DMSO): δ 9.05 (d, 2H), 8.85 (d, 2H), 8.65 (d, 1H), 8.09 (m, 1H), 7.98 (m, 1H), 7.72 (m, 1H), 4.75 (m, 1H), 3.40 (m, 2H), 3.15 (m, 2H), 2.15 (m, 2H), 2.08 (m, 2H). MS (EI) for $\text{C}_{18}\text{H}_{19}\text{N}_5$: 306 (MH^+).
- [0181] 2-[(2-Pyridin-4-ylquinazolin-4-yl)amino]ethanol: ^1H NMR (400 MHz, d_6 -DMSO): δ 9.00 (m, 2H), 8.65 (m, 2H), 8.6 (m, 1H), 8.09 (m, 1H), 7.98 (m, 1H), 7.72 (m, 1H), 3.82 (m, 2H), 3.78 (m, 2H). MS (EI) for $\text{C}_{15}\text{H}_{14}\text{N}_4\text{O}$: 267 (MH^+).
- [0182] N-(Cyclohexylmethyl)-2-pyridin-4-ylquinazolin-4-amine: ^1H NMR (400 MHz, d_6 -DMSO): δ 8.90 (m, 1H), 8.50 (d, 2H), 8.40 (d, 1H), 8.09 (m, 1H), 7.90 (m, 2H), 7.65 (m, 1H), 3.60 (m, 2H), 3.40 (m, 2H), 2.70 (br m, 5H), 1.20 (br m, 4H). MS (EI) for $\text{C}_{20}\text{H}_{22}\text{N}_4$: 319 (MH^+).
- [0183] N-Cyclopentyl-2-pyridin-4-ylquinazolin-4-amine: ^1H NMR (400 MHz, d_6 -DMSO): δ 8.90 (m, 2H), 8.62 (m, 2H), 8.50 (d, 1H), 7.90 (m, 2H), 7.90 (m, 1H), 4.80 (m, 1H), 4.60 (m, 1H), 2.20 (m, 2H). MS (EI) for $\text{C}_{18}\text{H}_{18}\text{N}_4$: 291 (MH^+).
- [0184] N-[(1S,2S)-2-[(Phenylmethyl)oxy]cyclopentyl]-2-pyridin-4-ylquinazolin-4-amine: ^1H NMR (400 MHz, d_6 -DMSO): δ 8.90 (m, 2H), 8.62 (m, 2H), 8.50 (d, 1H), 7.90 (m, 2H), 7.70 (m, 1H), 7.25 (m, 5H), 4.90 (m, 1H), 4.60 (m, 2H), 4.10 (m, 1H), 2.30 (m, 1H), 2.00 (m, 1H), 1.80 (m, 4H). MS (EI) for $\text{C}_{25}\text{H}_{24}\text{N}_4\text{O}$: 397 (MH^+).
- [0185] N-Cyclohexyl-2-pyridin-4-ylquinazolin-4-amine: ^1H NMR (400 MHz, d_6 -DMSO): δ 8.90 (m, 2H), 8.60 (m, 2H), 8.50 (d, 1H), 7.90 (m, 2H), 7.90 (m, 1H), 4.80 (m, 1H), 4.40 (m, 1H), 2.10 (m, 2H), 1.80 (m, 2H), 1.70 (m, 2H), 1.60 (m, 3H), 1.20 (m, 1H). MS (EI) for $\text{C}_{19}\text{H}_{20}\text{N}_4$: 305 (MH^+).
- [0186] N-Phenyl-N'-(2-pyridin-4-ylquinazolin-4-yl)benzene-1,4-diamine: ^1H NMR (400 MHz, d_6 -DMSO): δ 8.90 (d, 2H), 8.65 (d, 1H), 8.58 (d, 2H), 7.90 (m, 2H), 7.75 (m, 3H), 7.25 (br m, 4H), 7.15 (m, 2H), 6.85 (m, 1H). MS (EI) for $\text{C}_{25}\text{H}_{19}\text{N}_5$: 390 (MH^+).
- [0187] N,N-Dimethyl-N'-(2-pyridin-4-ylquinazolin-4-yl)ethane-1,2-diamine: ^1H NMR (400 MHz, d_6 -DMSO): δ 8.90 (d, 2H), 8.62 (d, 2H), 8.40 (d, 1H), 7.96 (m, 2H), 7.70 (m, 1H), 4.20 (m, 2H), 3.50 (m, 2H), 2.90 (m, 6H). MS (EI) for $\text{C}_{17}\text{H}_{19}\text{N}_5$: 294 (MH^+).
- [0188] 3-[(2-Pyridin-4-ylquinazolin-4-yl)amino]naphthalen-2-ol: ^1H NMR (400 MHz, d_6 -DMSO): δ 8.88 (d, 2H), 8.60 (m, 1H), 8.50 (m, 2H), 8.40 (m, 2H), 7.80 (br m, 4H), 7.4 (m, 2H). MS (EI) for $\text{C}_{23}\text{H}_{16}\text{N}_4\text{O}$: 365 (MH^+).

- [0189] N-{4-[(1-Methylethyl)oxy]phenyl}-2-pyridin-4-ylquinazolin-4-amine: ^1H NMR (400 MHz, d_6 -DMSO): δ 8.90 (d, 2H), 8.62 (d, 1H), 8.50 (d, 2H), 7.96 (m, 2H), 7.78 (m, 3H), 7.04 (d, 2H), 4.60 (m, 1H), 1.30 (m, 6H). MS (EI) for $\text{C}_{22}\text{H}_{20}\text{N}_4\text{O}$: 357 (MH^+).
- [0190] 4-[4-(2-Pyridin-4-ylquinazolin-4-yl)piperazin-1-yl]phenol: ^1H NMR (400 MHz, d_6 -DMSO): δ 8.90 (d, 2H), 8.70 (d, 2H), 8.20 (d, 1H), 8.10 (m, 1H), 7.90 (m, 1H), 7.75 (m, 1H), 6.80 (m, 4H), 4.20 (br s, 4H), 3.50 (br s, 4H). MS (EI) for $\text{C}_{23}\text{H}_{21}\text{N}_5\text{O}$: 384 (MH^+).
- [0191] (1S,2R)-1-[(2-Phenylquinazolin-4-yl)amino]-2,3-dihydro-1H-inden-2-ol: ^1H NMR (400 MHz, d_6 -DMSO): δ 8.80 (d, 1H), 8.40 (m, 2H), 8.05 (m, 2H), 7.70 (m, 3H), 7.35 (m, 4H), 6.25 (m, 1H), 4.80 (m, 1H), 3.25 (dd, 2H), 3.00 (d, 1H). MS (EI) for $\text{C}_{23}\text{H}_{19}\text{N}_3\text{O}$: 354 (MH^+).
- [0192] (1R,2S)-1-[(2-Phenylquinazolin-4-yl)amino]-2,3-dihydro-1H-inden-2-ol: ^1H NMR (400 MHz, d_6 -DMSO): δ 8.80 (d, 1H), 8.40 (m, 2H), 8.05 (m, 2H), 7.70 (m, 3H), 7.30 (m, 4H), 6.25 (m, 1H), 4.80 (m, 1H), 3.25 (dd, 2H), 3.00 (d, 1H). MS (EI) for $\text{C}_{23}\text{H}_{19}\text{N}_3\text{O}$: 354 (MH^+).
- [0193] (1R,2R)-2-[(2-Phenylquinazolin-4-yl)amino]cyclopentanol: ^1H NMR (400 MHz, d_6 -DMSO): δ 8.60 (d, 1H), 8.40 (m, 2H), 8.00 (m, 2H), 7.70 (m, 4H), 4.50 (m, 1H), 4.30 (m, 1H), 2.25 (m, 1H), 1.99 (m, 1H), 1.70 (br m, 4H), 1.60 (m, 1H). MS (EI) for $\text{C}_{19}\text{H}_{19}\text{N}_3\text{O}$: 306 (MH^+).
- [0194] (1R,2R)-2-[(2-Phenylquinazolin-4-yl)amino]cyclohexanol: ^1H NMR (400 MHz, d_6 -DMSO): δ 8.55 (d, 1H), 8.40 (m, 2H), 8.00 (m, 2H), 7.70 (m, 4H), 4.50 (m, 1H), 3.70 (m, 1H), 2.00 (m, 2H), 1.70 (m, 2H), 1.20 (br m, 4H). MS (EI) for $\text{C}_{20}\text{H}_{21}\text{N}_3\text{O}$: 320 (MH^+).
- [0195] (1S,2R,3R,5R)-3-(Hydroxymethyl)-5-[(2-phenylquinazolin-4-yl)amino]cyclopentane-1,2-diol: ^1H NMR (400 MHz, d_6 -DMSO): δ 8.60 (d, 1H), 8.40 (d, 2H), 8.00 (m, 2H), 7.70 (m, 4H), 4.90 (m, 1H), 4.00 (m, 1H), 3.80 (m, 1H), 2.35 (m, 1H), 2.00 (m, 1H), 1.40 (m, 1H). MS (EI) for $\text{C}_{20}\text{H}_{21}\text{N}_3\text{O}_3$: 352 (MH^+).
- [0196] (1S,2R)-1-[(2-Pyridin-3-ylquinazolin-4-yl)amino]-2,3-dihydro-1H-inden-2-ol: ^1H NMR (400 MHz, d_6 -DMSO): δ 8.90 (d, 2H), 8.70 (d, 1H), 8.00 (m, 2H), 7.80 (m, 1H), 7.70 (m, 1H), 7.35 (m, 4H), 6.2 (m, 1H), 4.80 (m, 1H), 3.25 (dd, 2H), 3.00 (d, 1H). MS (EI) for $\text{C}_{22}\text{H}_{18}\text{N}_4\text{O}$: 355 (MH^+).

- [0197] (1R,2S)-1-[(2-Pyridin-3-ylquinazolin-4-yl)amino]-2,3-dihydro-1H-inden-2-ol: ^1H NMR (400 MHz, d_6 -DMSO): δ 8.90 (d, 2H), 8.70 (d, 1H), 7.98 (m, 2H), 7.80 (m, 1H), 7.70 (m, 1H), 7.35 (m, 4H), 6.2 (m, 1H), 4.80 (m, 1H), 3.25 (dd, 2H), 3.00 (d, 1H). MS (EI) for $\text{C}_{22}\text{H}_{18}\text{N}_4\text{O}$: 355 (MH^+).
- [0198] (1R,2R)-2-[(2-Pyridin-3-ylquinazolin-4-yl)amino]cyclopentanol: ^1H NMR (400 MHz, d_6 -DMSO): δ 9.60 (s, 1H), 8.90 (d, 1H), 8.80 (d, 1H), 8.00 (m, 4H), 7.75 (m, 4H), 4.70 (m, 1H), 4.25 (m, 1H), 2.25 (m, 1H), 1.99 (m, 1H), 1.70 (br m, 4H), 1.60 (m, 1H). MS (EI) for $\text{C}_{18}\text{H}_{18}\text{N}_4\text{O}$: 307 (MH^+).
- [0199] (1R,2R)-2-[(2-Pyridin-3-ylquinazolin-4-yl)amino]cyclohexanol: ^1H NMR (400 MHz, d_6 -DMSO): δ 9.50 (m, 1H), 8.90 (m, 1H), 8.78 (d, 1H), 8.55 (d, 1H), 8.00 (m, 2H), 7.80 (m, 2H), 7.70 (m, 4H), 4.40 (m, 1H), 3.65 (m, 1H), 2.00 (m, 2H), 1.70 (m, 2H), 1.40 (br m, 4H). MS (EI) for $\text{C}_{19}\text{H}_{20}\text{N}_4\text{O}$: 321 (MH^+).
- [0200] (1S,2R)-1-[(2-Pyridin-2-ylquinazolin-4-yl)amino]-2,3-dihydro-1H-inden-2-ol: ^1H NMR (400 MHz, d_6 -DMSO): δ 8.95 (d, 1H), 8.85 (d, 1H), 8.80 (m, 1H), 8.30 (d, 1H), 8.20 (t, 1H), 8.10 (t, 1H), 7.90 (m, 1H), 7.80 (m, 1H), 7.30 (m, 4H), 6.35 (m, 1H), 4.80 (m, 1H), 3.30 (dd, 1H), 3.00 (d, 1H). MS (EI) for $\text{C}_{22}\text{H}_{18}\text{N}_4\text{O}$: 355 (MH^+).
- [0201] (1R,2S)-1-[(2-Pyridin-2-ylquinazolin-4-yl)amino]-2,3-dihydro-1H-inden-2-ol: ^1H NMR (400 MHz, d_6 -DMSO): δ 8.95 (d, 1H), 8.85 (d, 1H), 8.80 (m, 1H), 8.30 (d, 1H), 8.20 (t, 1H), 8.10 (t, 1H), 7.90 (m, 1H), 7.80 (m, 1H), 7.30 (m, 4H), 6.35 (m, 1H), 4.80 (m, 1H), 3.30 (dd, 1H), 3.00 (d, 1H). MS (EI) for $\text{C}_{22}\text{H}_{18}\text{N}_4\text{O}$: 355 (MH^+).
- [0202] (2R)-3-Phenyl-2-[(2-pyridin-4-ylquinazolin-4-yl)amino]propan-1-ol: ^1H NMR (400 MHz, d_6 -DMSO): δ 9.00 (m, 2H), 8.70 (m, 1H), 8.55 (m, 1H), 8.40 (m, 1H), 7.90 (m, 2H), 7.70 (m, 1H), 7.40-7.00 (m, 5H), 4.80 (m, 1H), 3.70 (m, 2H), 3.10 (m, 1H), 3.00 (m, 1H). MS (EI) for $\text{C}_{22}\text{H}_{20}\text{N}_4\text{O}$: 357 (MH^+).
- [0203] (2S)-3-Phenyl-2-[(2-pyridin-4-ylquinazolin-4-yl)amino]propan-1-ol: ^1H NMR (400 MHz, d_6 -DMSO): δ 9.00 (m, 2H), 8.60 (m, 1H), 8.49 (d, 1H), 7.90 (m, 2H), 7.70 (m, 1H), 7.40-7.07 (m, 5H), 4.90 (m, 1H), 3.70 (m, 2H), 3.11 (m, 1H), 3.00 (m, 1H). MS (EI) for $\text{C}_{22}\text{H}_{20}\text{N}_4\text{O}$: 357 (MH^+).
- [0204] 2-[(Phenylmethyl)(2-pyridin-4-ylquinazolin-4-yl)amino]ethanol: ^1H NMR (400 MHz, d_6 -DMSO): δ 8.94 (d, 2H), 8.56 (d, 2H), 8.24 (d, 1H), 7.96 (m, 1H), 7.88 (m, 1H),

- 7.58-7.28 (br m, 6H), 5.25 (br s, 2H), 3.95 (br s, 4H). MS (EI) for $C_{22}H_{20}N_4O$: 357(MH^+).
- [0205] 6-Chloro-2-pyridin-4-ylquinazolin-4-ol: 1H NMR (400 MHz, d_4 -Methanol): δ 8.80 (d, 2H), 8.20 (d, 1H), 8.12 (b, 2H), 7.80 (d, 1H), 7.40 (d, 1H). MS (EI) for $C_{13}H_8N_3OCl$: 258 (MH^+).
- [0206] 4,6-Dichloro-2-pyridin-4-ylquinazoline: 1H NMR (400 MHz, d_4 -Methanol): δ 8.9 (d, 2H), 8.8 (d, 2H), 8.4 (s, 1H), 8.2 (d of d, 2H). MS (EI) for $C_{13}H_7Cl_2N_3$: 276 (MH^+).
- [0207] (1S,2R)-1-[(6-Chloro-2-pyridin-4-ylquinazolin-4-yl)amino]-2,3-dihydro-1H-inden-2-ol: 1H NMR (400 MHz, d_4 -Methanol): δ 9.0, (d, 2H), 8.55 (d, 1H), 7.8 (m, 2H), 7.25 (m, 2H), 7.35 (m, 2H), 7.25 (m, 2H), 6.15 (m, 1H), 4.85 (m, 1H), 3.25 (dd, 1H), 3.00 (d, 1H). MS (EI) for $C_{22}H_{17}N_4OCl$: 389 (MH^+).
- [0208] 6,7-Bis(methyloxy)-2-pyridin-4-ylquinazolin-4-ol: 1H NMR (400 MHz, d_4 -Methanol): δ 8.80 (d, 2H), 8.50 (m, 2H), 7.60 (1H), 7.25 (1H), 4.0 (s, 3H), 4.1 (s, 3H). MS (EI) for $C_{15}H_{13}N_3O_3$: 284 (MH^+).
- [0209] 4-Chloro-6,7-bis(methyloxy)-2-pyridin-4-ylquinazoline: 1H NMR (400 MHz, d_4 -Methanol): δ 8.9 (m, 4H), 7.60 (1H), 7.25 (1H), 4.0 (s, 3H), 4.1 (s, 3H). MS (EI) for $C_{15}H_{12}ClN_3O_2$: 302 (MH^+).
- [0210] (1S,2R)-1-[[6,7-Bis(methyloxy)-2-pyridin-4-ylquinazolin-4-yl]amino]-2,3-dihydro-1H-inden-2-ol: 1H NMR (400 MHz, d_4 -Methanol): δ 8.9.0, (d, 2H), 8.6 (d, 2H), 7.8 (s 1H), 7.4 (s, 1H), 7.25 (m, 2H), 7.35 (m, 2H), 6.15 (d, 1H), 4.0 (s, 3H), 4.1 (s, 3H), 4.85 (m, 1H), 3.25 (dd, 1H), 3.00 (d, 1H). MS (EI) for $C_{24}H_{22}N_4O_3$: 415 (MH^+).
- [0211] 6-Bromo-2-pyridin-4-ylquinazolin-4-ol: 1H NMR (400 MHz, d_4 -Methanol): δ 8.80 (d, 2H), 8.40 (d, 2H), 8.25 (s, 1H), 7.80 (d, 1H), 8.0 (d, 1H). MS (EI) for $C_{13}H_8N_3OBr$: 302/304 (MH^+).
- [0212] 6-Bromo-4-chloro-2-pyridin-4-ylquinazoline: 1H NMR (400 MHz, d_4 -Methanol): δ 8.9 (m, 4H), 8.4 (s, 1H), 8.1 (d 1H), 8.2 (d 1H). MS (EI) for $C_{13}H_7BrClN_3$: 320/322 (MH^+).
- [0213] (1S,2R)-1-[(6-Bromo-2-pyridin-4-ylquinazolin-4-yl)amino]-2,3-dihydro-1H-inden-2-ol: 1H NMR (400 MHz, d_4 -Methanol): δ 9.0, (m, 4H), 8.7 (d, 1H), 8.1 (d 1H), 7.9 (d 1H), 7.35 (m, 2H), 7.25 (m, 2H), 6.15 (m, 1H), 4.85 (m, 1H), 3.25 (dd, 1H), 3.00 (d, 1H). MS (EI) for $C_{22}H_{17}N_4OBr$: 434 (MH^+).

- [0214] 7-Methyl-2-pyridin-4-ylquinazolin-4-ol: ^1H NMR (400 MHz, d_4 -Methanol): δ 8.90 (m, 2H), 8.15 (d, 1H), 8.2 (m, 2H), 7.70 (s, 1H), 7.45 (d, 1H), 2.6 (s, 3H). MS (EI) for $\text{C}_{14}\text{H}_{11}\text{N}_3\text{O}$: 238 (MH^+).
- [0215] 4-Chloro-7-methyl-2-pyridin-4-ylquinazoline: ^1H NMR (400 MHz, d_4 -Methanol): δ 8.9 (m, 4H), 8.25 (d, 1H), 8.0 (s, 1H), 7.8 (d, 1H), 2.6 (s, 3H). MS (EI) for $\text{C}_{14}\text{H}_{10}\text{ClN}_3$: 256 (MH^+).
- [0216] (1S,2R)-1-[(7-Methyl-2-pyridin-4-ylquinazolin-4-yl)amino]-2,3-dihydro-1H-inden-2-ol: ^1H NMR (400 MHz, d_4 -Methanol): δ 9.0, (d, 2H), 8.4 (d, 1H), 8.7 (d, 2H), 7.8 (d, 1H), 7.6 (d, 1H), 7.25 (m, 4H), 6.15 (m, 1H), 4.85 (m, 1H), 3.25 (dd, 1H), 3.00 (d, 1H), 2.6 (s, 3H). MS (EI) for $\text{C}_{23}\text{H}_{20}\text{N}_4\text{O}$: 369 (MH^+).
- [0217] 2-Pyrazin-2-ylquinazolin-4-ol: ^1H NMR (400 MHz, d_6 -DMSO): δ 12.30, (br s, 1H), 9.58 (s, 1H), 8.92-8.88 (m, 2H), 8.24-8.18 (m, 1H), 7.94-7.82 (m, 2H), 7.65-7.58 (m, 1H). MS (EI) for $\text{C}_{12}\text{H}_8\text{N}_4\text{O}$: 225 (MH^+).
- [0218] (1S,2R)-1-[(2-Pyrazin-2-ylquinazolin-4-yl)amino]-2,3-dihydro-1H-inden-2-ol: ^1H NMR (400 MHz, d_4 -Methanol): δ 9.85 (s, 1H), 8.98-8.94 (m, 2H), 8.62-8.58 (m, 1H), 8.19-8.08 (m, 2H), 7.85-7.79 (m, 1H), 7.45-7.25 (m, 4H), 6.44-6.41 (m, 1H), 4.99-4.94 (m, 1H), 3.44-3.36 (m, 1H), 3.17-3.11 (m, 1H). MS (EI) for $\text{C}_{21}\text{H}_{17}\text{N}_5\text{O}$: 356 (MH^+).
- [0219] (1S,2R)-1-(Quinazolin-4-ylamino)-2,3-dihydro-1H-inden-2-ol: ^1H NMR (400 MHz, d_6 -DMSO): δ 10.10 (br s, 1H), 8.96 (s, 1H), 8.81-8.78 (m, 1H), 8.07-8.00 (m, 1H), 7.84-7.72 (m, 2H), 7.35-7.20 (m, 4H), 6.06-6.01 (m, 1H), 5.32 (br s, 1H), 4.74-4.68 (m, 1H), 3.25-3.14 (m, 1H), 3.01-2.93 (m, 1H). MS (EI) for $\text{C}_{17}\text{H}_{15}\text{N}_3\text{O}$: 278 (MH^+).
- [0220] (1R,2S)-1-(Quinazolin-4-ylamino)-2,3-dihydro-1H-inden-2-ol: ^1H NMR (400 MHz, d_4 -Methanol): δ 8.82 (s, 1H), 8.55-8.52 (m, 1H), 8.08-8.04 (m, 1H), 7.82-7.76 (m, 2H), 7.37-7.24 (m, 4H), 6.23-6.22 (m, 1H), 4.87-4.83 (m, 1H), 3.34-3.28 (m, 1H), 3.13-3.08 (m, 1H). MS (EI) for $\text{C}_{17}\text{H}_{15}\text{N}_3\text{O}$: 278 (MH^+).
- [0221] (1S,2R)-1-[[2-(2-Ethylpyridin-4-yl)quinazolin-4-yl]amino]-2,3-dihydro-1H-inden-2-ol: ^1H NMR (400 MHz, d_4 -Methanol): δ 8.82-8.70 (m, 3H), 8.44-8.41 (m, 1H), 8.02-7.99 (m, 2H), 7.76-7.72 (m, 1H), 7.38-7.22 (m, 4H), 6.31-6.28 (m, 1H), 4.90-4.87 (m, 1H), 3.38-3.32 (m, 1H), 3.19-3.08 (m, 3H), 1.50-1.45 (m, 3H). MS (EI) for $\text{C}_{24}\text{H}_{22}\text{N}_4\text{O}$: 383 (MH^+).

- [0222] (1R,2S)-1-([2-(2-Ethylpyridin-4-yl)quinazolin-4-yl]amino)-2,3-dihydro-1H-inden-2-ol: ^1H NMR (400 MHz, d_4 -Methanol): δ 8.82-8.70 (m, 3H), 8.43-8.39 (m, 1H), 8.03-7.96 (m, 2H), 7.75-7.70 (m, 1H), 7.39-7.21 (m, 4H), 6.30-6.27 (m, 1H), 4.91-4.87 (m, 1H), 3.39-3.31 (m, 1H), 3.19-3.08 (m, 3H), 1.50-1.44 (m, 3H). MS (EI) for $\text{C}_{24}\text{H}_{22}\text{N}_4\text{O}$: 383 (MH^+).
- [0223] 2-(2-Ethylpyridin-4-yl)quinazolin-4-ol: ^1H NMR (400 MHz, d_4 -Methanol): δ 8.75-8.72 (m, 1H), 8.25-8.21 (m, 1H), 8.14-8.10 (m, 1H), 7.74-7.64 (m, 2H), 7.45-7.40 (m, 1H), 6.87-6.83 (m, 1H), 3.91 (s, 3H). MS (EI) for $\text{C}_{14}\text{H}_{11}\text{N}_3\text{O}_2$: 254 (MH^+).
- [0224] (1S,2R)-1-([2-[6-(Methoxy)pyridin-3-yl]-7-(trifluoromethyl)quinazolin-4-yl]amino)-2,3-dihydro-1H-inden-2-ol: ^1H NMR (400 MHz, d_4 -Methanol): δ 9.20-9.18 (m, 1H), 8.63-8.52 (m, 2H), 8.09-8.04 (m, 1H), 7.97-7.93 (m, 1H), 7.79-7.74 (m, 1H), 7.42-7.24 (m, 4H), 7.08-7.04 (m, 1H), 6.34-6.31 (m, 1H), 4.94-4.89 (m, 1H), 4.06 (s, 3H), 3.40-3.33 (m, 1H), 3.15-3.09 (m, 1H). MS (EI) for $\text{C}_{23}\text{H}_{20}\text{N}_4\text{O}_2$: 385 (MH^+).
- [0225] (1S,2R)-1-([2-[2,4-Bis(methoxy)pyrimidin-5-yl]-quinazolin-4-yl]amino)-2,3-dihydro-1H-inden-2-ol: ^1H NMR (400 MHz, d_4 -Methanol): δ 9.18 (s, 1H), 8.53-8.50 (m, 1H), 8.08-7.95 (m, 2H), 7.78-7.72 (m, 1H), 7.38-7.24 (m, 4H), 6.41-6.38 (m, 1H), 4.90-4.85 (m, 1H), 4.22 (s, 3H), 3.66 (s, 3H), 3.39-3.32 (m, 1H), 3.14-3.08 (m, 1H). MS (EI) for $\text{C}_{23}\text{H}_{21}\text{N}_5\text{O}_3$: 416 (MH^+).
- [0226] (1S,2R)-1-([2-(1-Methyl-1H-imidazol-2-yl)quinazolin-4-yl]amino)-2,3-dihydro-1H-inden-2-ol: ^1H NMR (400 MHz, d_4 -Methanol): δ 8.36-8.32 (m, 1H), 7.99-7.90 (m, 2H), 7.71-7.60 (m, 3H), 7.36-7.22 (m, 4H), 6.23-6.20 (m, 1H), 4.85-4.81 (m, 1H), 4.45 (s, 3H), 3.35-3.31 (m, 1H), 3.11-3.05 (m, 1H). MS (EI) for $\text{C}_{21}\text{H}_{19}\text{N}_5\text{O}$: 358 (MH^+).
- [0227] (1S,2R)-1-([2-(4-Aminopyridin-3-yl)quinazolin-4-yl]amino)-2,3-dihydro-1H-inden-2-ol: ^1H NMR (400 MHz, d_4 -Methanol): δ 9.28 (s, 1H), 8.33-8.31 (m, 1H), 8.08-8.04 (m, 1H), 7.92-7.90 (m, 2H), 7.66-7.60 (m, 1H), 7.38-7.20 (m, 4H), 7.09-7.06 (m, 1H), 6.12-6.08 (m, 1H), 4.86-4.81 (m, 1H), 3.35-3.31 (m, 1H), 3.12-3.05 (m, 1H). MS (EI) for $\text{C}_{22}\text{H}_{19}\text{N}_5\text{O}$: 370 (MH^+).
- [0228] (2R)-2-Phenyl-2-[(2-pyridin-4-ylquinazolin-4-yl)amino]ethanol: ^1H NMR (400 MHz, d_6 -DMSO): δ 8.95 (m, 2H), 8.65 (m, 1H), 8.59 (m, 2H), 7.95 (m, 2H), 7.75 (m, 2H), 7.6 (m, 2H), 7.4 (m, 2H), 7.2 (m, 1H), 5.65 (m, 1H), 4.0 (m, 1H), 3.8 (m, 1H). MS (EI) for $\text{C}_{21}\text{H}_{18}\text{N}_4\text{O}$: 343 (MH^+).

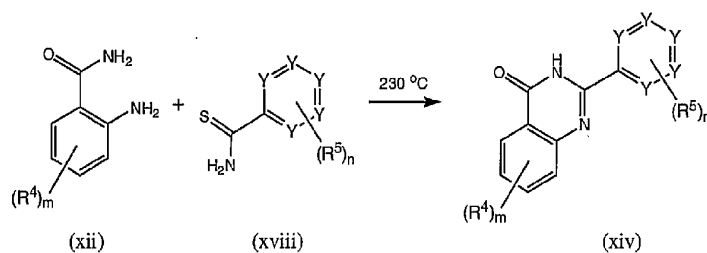
- [0229] (2S)-2-Phenyl-2-[(2-pyridin-4-ylquinazolin-4-yl)amino]ethanol: ^1H NMR (400 MHz, d_6 -DMSO): δ 8.95 (m 2H), 8.65 (m 1H), 8.59 (m 2H), 7.95 (m 2H), 7.75 (m 2H), 7.6 (m 2H), 7.4 (m 2H), 7.2 (m 1H), 5.65 (m 1H), 4.0 (m 1H), 3.8 (m 1H). MS (EI) for $\text{C}_{21}\text{H}_{18}\text{N}_4\text{O}$: 343 (MH^+).
- [0230] (2S)-3-Methyl-2-[(2-pyridin-4-ylquinazolin-4-yl)amino]butan-1-ol: ^1H NMR (400 MHz, d_6 -DMSO): δ 9.00 (m 2H), 8.60 (m 3H), 7.95 (m 2H), 7.75 (m 1H), 4.6 (m 1H), 3.75 (m 2H), 2.2 (m 1H), 1.0 (m 6H). MS (EI) for $\text{C}_{18}\text{H}_{20}\text{N}_4\text{O}$: 309 (MH^+).
- [0231] (2R)-3-Methyl-2-[(2-pyridin-4-ylquinazolin-4-yl)amino]butan-1-ol: ^1H NMR (400 MHz, d_6 -DMSO): δ 9.00 (m 2H), 8.60 (m 3H), 7.95 (m 2H), 7.75 (m 1H), 4.6 (m 1H), 3.75 (m 2H), 2.2 (m 1H), 1.0 (m 6H). MS (EI) for $\text{C}_{18}\text{H}_{20}\text{N}_4\text{O}$: 309 (MH^+).
- [0232] 2-Pyridin-4-yl-N-(2-pyrrolidin-1-ylethyl)quinazolin-4-amine: ^1H NMR (400 MHz, d_6 -DMSO): δ 8.95 (m 4H), 8.20 (m 1H), 8.0 (m 2H), 7.70 (m 1H), 4.20 (m 2H), 3.8 (m 2H), 3.70 (m 2H), 3.20 (m 2H), 2.20-2.00 (m 4H). MS (EI) for $\text{C}_{19}\text{H}_{21}\text{N}_5$: 320 (MH^+).
- [0233] 1-(2-Pyridin-4-ylquinazolin-4-yl)piperidin-3-ol: ^1H NMR (400 MHz, d_4 -Methanol): δ 9.00 (m 1H), 8.70 (m 1H), 8.5 (m 1H), 8.3 (m 1H), 8.0 (m 2H), 7.65 (m 2H), 4.4 (m 1H), 4.0 (m 4H), 2.1 (m 2H), 1.9 (m 2H). MS (EI) for $\text{C}_{18}\text{H}_{18}\text{N}_4\text{O}$: 307 (MH^+).
- [0234] N-Piperidin-1-yl-2-pyridin-4-ylquinazolin-4-amine: ^1H NMR (400 MHz, d_4 -Methanol): δ 8.85 (m 2H), 8.35 (m 3H), 7.85-7.60 (m 3H), 2.20 (m 4H), 1.70 (m 6H). MS (EI) for $\text{C}_{18}\text{H}_{19}\text{N}_5$: 306 (MH^+).
- [0235] 3-[(2-Pyridin-4-ylquinazolin-4-yl)amino]propan-1-ol: ^1H NMR (400 MHz, d_4 -Methanol): δ 8.95 (d, 2H), 8.60 (d, 2H), 8.40 (d, 1H), 7.9 (d, 2H), 7.7 (m, 1H), 3.8 (m, 2H), 3.5 (m, 2H), 1.9 (m, 2). MS (EI) for $\text{C}_{16}\text{H}_{16}\text{N}_4\text{O}$: 281 (MH^+).
- [0236] N-[(3S)-Piperidin-3-yl]-2-pyridin-4-ylquinazolin-4-amine: ^1H NMR (400 MHz, d_4 -Methanol): δ 9.00 (m 4H), 8.20 (m 1H), 8.1 (m 1H), 7.95 (m 1H), 7.7 (m 1H), 4.6 (m 1H), 4.25 (m 1H), 3.65 (m 3H), 2.25 (m 1H), 2.1 (m 1H), 1.95 (m 2H). MS (EI) for $\text{C}_{18}\text{H}_{19}\text{N}_5$: 306 (MH^+).
- [0237] (2S)-1-[(2-Pyridin-4-ylquinazolin-4-yl)amino]propan-2-ol: ^1H NMR (400 MHz, d_6 -DMSO): δ 9.00 (m 2H), 8.50 (m 1H), 8.0 (m 3H), 7.7 (m 1H), 4.1 (m 1H), 1.2 (m 2H), 1.1 (m 3H). MS (EI) for $\text{C}_{16}\text{H}_{16}\text{N}_4\text{O}$: 281 (MH^+).

- [0238] (2S)-3-[(2-Pyridin-4-ylquinazolin-4-yl)amino]propane-1,2-diol: ^1H NMR (400 MHz, d_4 -Methanol): δ 8.95 (m 2H), 8.85 (m 2H), 8.30 (m 1H), 8.00 (m 2H), 7.85 (m 1H), 4.10 (m 2H), 3.95 (m 1H), 3.65 (m 2H). MS (EI) for $\text{C}_{16}\text{H}_{16}\text{N}_4\text{O}_2$: 297 (MH^+).
- [0239] [(2S)-1-(2-Pyridin-4-ylquinazolin-4-yl)-2,3-dihydro-1H-indol-2-yl]methanol: ^1H NMR (400 MHz, d_4 -Methanol): δ 9.0 (m 2H), 8.2-8.0 (m 3H), 7.7 (m 1H), 7.4-7.1 (m 4H), 5.1-5.0 (m 2H), 3.6-3.3 (m 3H). MS (EI) for $\text{C}_{22}\text{H}_{18}\text{N}_4\text{O}$: 355 (MH^+).
- [0240] (2R)-2-[(2-Pyridin-4-ylquinazolin-4-yl)amino]propan-1-ol: ^1H NMR (400 MHz, d_4 -Methanol): δ 8.95 (m 2H), 8.65 (m 2H), 8.40 (m 1H), 8.00 (m 2H), 7.75 (m 1H), 4.95 (m 2H), 3.85 (m 1H), 1.40 (m 3H). MS (EI) for $\text{C}_{16}\text{H}_{16}\text{N}_4\text{O}$: 281 (MH^+).
- [0241] N-(2-Piperazin-1-ylethyl)-2-pyridin-4-ylquinazolin-4-amine: ^1H NMR (400 MHz, d_4 -Methanol): δ 8.95 (m 2H), 8.85 (m 2H), 8.30 (m 1H), 8.00 (m 2H), 7.85 (m 1H), 4.10 (m 2H), 3.4-2.8 (m 10H). MS (EI) for $\text{C}_{19}\text{H}_{22}\text{N}_6$: 335 (MH^+).
- [0242] 2-{4-[(2-Pyridin-4-ylquinazolin-4-yl)amino]piperazin-1-yl}ethanol: ^1H NMR (400 MHz, d_4 -Methanol): δ 8.95 (m 2H), 8.30 (m 2H), 8.00-7.65 (m 4H), 3.90 (m 4H), 3.75 (m 2H), 3.60 (m 2H), 3.35 (m 4H). MS (EI) for $\text{C}_{19}\text{H}_{22}\text{N}_6\text{O}$: 351 (MH^+).
- [0243] N-(2,3-Dihydro-1H-inden-1-yl)-2-pyridin-4-ylquinazolin-4-amine: ^1H NMR (400 MHz, d_4 -Methanol): δ 8.95 (m 2H), 8.70 (m 2H), 8.40 (m 1H), 8.00 (m 2H), 7.75 (m 1H), 7.45-7.20 (m 4H), 6.4 (m 1H), 3.2-3.0 (m 2H), 2.80 (m 1H), 2.25 (m 1H). MS (EI) for $\text{C}_{22}\text{H}_{18}\text{N}_4$: 339 (MH^+).

Example 2

- [0244] Scheme 9 shows that intermediate (xiv) can be made via thioamide (xviii) as an alternative to using aldehyde intermediate (xiii) as outlined in Scheme 7 above.

Scheme 9



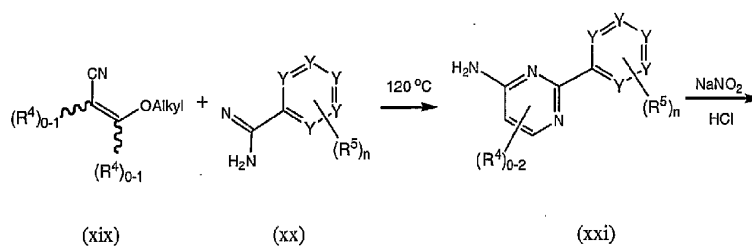
[0245] 2-Pyridin-4-yl-7-(trifluoromethyl)quinazolin-4-amine: Isothionicotinamide (1 mmol) and 2-amino-4-trifluoromethylbenzoic acid (1 mmol) were fused in a pressure tube under nitrogen atmosphere for 15 min. Upon cooling, the material was extracted with methanol and concentrated on a rotary evaporator. The residue was suspended in POCl_3 (12 mmol) and PCl_5 (1.5 mmol) was added. The reaction mixture was brought to reflux over 4 h. The solvent was concentrated to dryness and the amorphous residue was partitioned with ethyl acetate and ice water. The aqueous layer was extracted with additional ethyl acetate and the combined organic layers were washed with 10% Na_2CO_3 and brine and dried over magnesium sulfate. The filtrate was concentrated and dried *in vacuo* to afford the desired product as a brown solid. (60% yield). ^1H NMR (400 MHz, d_4 -Methanol): δ 8.9 (m, 4H), 8.4 (m, 2H), 8.2 (m, 1H). MS (EI) for $\text{C}_{14}\text{H}_7\text{ClF}_3\text{N}_3$: 310 (MH^+).

[0246] (1S,2R)-1-([2-Pyridin-4-yl-7-(trifluoromethyl)quinazolin-4-yl]amino)-2,3-dihydro-1H-inden-2-ol: This compound was prepared using the method described above for the addition of amine to 4-chloroquinazoline. ^1H NMR (400 MHz, d_4 -Methanol): δ 9.0 (d, 2H), 8.55 (d, 1H), 8.9 (m, 2H), 8.25 (m, 1H), 7.85 (m, 1H), 7.25 (m, 4H), 6.15 (m, 1H), 4.85 (m, 1H), 3.25 (dd, 1H), 3.00 (d, 1H). MS (EI) for $\text{C}_{23}\text{H}_{17}\text{N}_4\text{OF}_3$: 423 (MH^+).

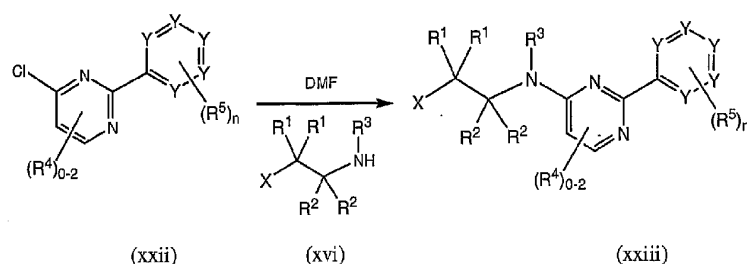
Example 3

[0247] Scheme 10 shows how compounds, (xxiii), of the invention are made via 4-chloropyrimidine, (xxii), analogous to 4-chloroquinazoline intermediate (xv) above. Starting acrylonitrile (xix) is reacted with aryl amidine (xx) to give 4-aminopyrimidine (xxi). Sandmeyer reaction of (xxi) gives 4-chloropyrimidine (xxii), which is then reacted with amine (xvi) to give compounds (xxiii).

Scheme 10



Scheme 10 (continued)



[0248] (1S,2R)-1-[(2-Pyridin-4-ylpyrimidin-4-yl)amino]-2,3-dihydro-1H-inden-2-ol: A mixture of 4-pyridinecarboxamide (1 mmol) and 3-ethoxyacrylonitrile (1 mmol) was heated to 120 °C in the absence of solvent for 3 h. The mixture was cooled to room temperature and extracted with methanol. The methanol was removed on a rotary evaporator and the residue was taken up in ice cold concentrated HCl (10 mL). The solution was cooled to 0 °C and sodium nitrite (2.5 mmol) in water (5 mL) was added dropwise such that the temperature was maintained below 10 °C. The reaction was stirred for 30 min, then poured over ice and made basic (pH > 8) by the addition of 3 N sodium hydroxide. The mixture was then extracted with ethyl acetate and the combined organic layers were washed with 10% Na₂CO₃ and brine and dried over magnesium sulfate. The filtrate was concentrated and dried *in vacuo* to afford the chloropyrimidine. This material was dissolved into N, N-dimethylacetamide (0.5 M), followed by addition of diisopropylethylamine (2 mmol) and 1S, 2R-(-)-*cis*-1-amino-2-indanol (1.2 mmol) and was stirred at 85 °C for 2 h. The reaction was poured into water and back-extracted with ethyl acetate (3x). The combined organic layers were washed with 1N HCl, followed by a brine wash, and dried over magnesium sulfate. The final product was purified by MPLC and lyophilized. ¹H NMR (400 MHz, d₄-Methanol): δ 9.0, (d, 2H), 8.25 (d, 1H), 8.6 (d, 2H), 7.0 (d, 1H), 7.25 (m, 4H), 6.0 (m, 1H), 4.85 (m, 1H), 3.25 (dd, 1H), 3.00 (d, 1H). MS (EI) for C₁₈H₁₆N₄O: 305 (MH⁺).

Assays

[0249] For assay of activity, generally Tie-2, or a compound according to the invention is non-diffusably bound to an insoluble support having isolated sample-receiving areas (e.g., a microtiter plate, an array, etc.). The insoluble support may be made of any composition

to which the compositions can be bound, is readily separated from soluble material, and is otherwise compatible with the overall method of screening. The surface of such supports may be solid or porous and of any convenient shape. Examples of suitable insoluble supports include microtiter plates, arrays, membranes and beads. These are typically made of glass, plastic (e.g., polystyrene), polysaccharides, nylon or nitrocellulose, Teflon™, etc. Microtiter plates and arrays are especially convenient because a large number of assays can be carried out simultaneously, using small amounts of reagents and samples. The particular manner of binding of the composition is not crucial so long as it is compatible with the reagents and overall methods of the invention, maintains the activity of the composition and is nondiffusible. Exemplary methods of binding include the use of antibodies (which do not sterically block either the ligand binding site or activation sequence when the protein is bound to the support), direct binding to "sticky" or ionic supports, chemical crosslinking, the synthesis of the protein or agent on the surface, etc. Following binding of the protein or agent, excess unbound material is removed by washing. The sample receiving areas may then be blocked through incubation with bovine serum albumin (BSA), casein or other innocuous protein or other moiety.

[0250] One measure of inhibition is K_i . For compounds with IC_{50} 's less than 1 μM , the K_i or K_d is defined as the dissociation rate constant for the interaction of the agent with a Tie-2. Exemplary compositions have K_i 's of, for example, less than about 100 μM , less than about 10 μM , less than about 1 μM , and further for example having K_i 's of less than about 100 nM, and still further, for example, less than about 10 nM. The K_i for a compound is determined from the IC_{50} based on three assumptions. First, only one compound molecule binds to the enzyme and there is no cooperativity. Second, the concentrations of active enzyme and the compound tested are known (i.e., there are no significant amounts of impurities or inactive forms in the preparations). Third, the enzymatic rate of the enzyme-inhibitor complex is zero. The rate (i.e., compound concentration) data are fitted to the equation:

$$V = V_{max} E_0 \left[I - \frac{(E_0 + I_0 + K_d) - \sqrt{(E_0 + I_0 + K_d)^2 - 4E_0 I_0}}{2E_0} \right]$$

where V is the observed rate, V_{max} is the rate of the free enzyme, I_0 is the inhibitor concentration, E_0 is the enzyme concentration, and K_d is the dissociation constant of the enzyme-inhibitor complex.

[0251] Another measure of inhibition is GI_{50} , defined as the concentration of the compound that results in a decrease in the rate of cell growth by fifty percent. Exemplary compounds have GI_{50} 's of, for example, less than about 1 mM, less than about 10 μ M, less than about 1 μ M, and further, for example, having GI_{50} 's of less than about 100 nM, still further having GI_{50} 's of less than about 10 nM. Measurement of GI_{50} is done using a cell proliferation assay.

[0252] Tyrosine kinase activity is determined by 1) measurement of kinase-dependent ATP consumption by in the presence of a generic substrate such as polyglutamine, tyrosine (pEY), by luciferase/luciferin-mediated chemiluminescence or; 2) incorporation of radioactive phosphate derived from ^{33}P -ATP into a generic substrate which has been adsorbed onto the well surface of polystyrene microtiter plates. Phosphorylated substrate products are quantified by scintillation spectrometry.

Structure Activity Relationships

[0253] Table 2 shows structure activity relationship data for selected compounds of the invention. Inhibition is indicated as IC_{50} with following key: A = IC_{50} less than 50 nM, B = IC_{50} greater than 50 nM, but less than or equal to 1000 nM, C = IC_{50} greater than 1000 nM, but less than 10,000 nM, and D = IC_{50} 10,000 nM or greater. The abbreviation for human enzyme, Tie-2, is defined as tyrosine kinase with immunoglobulin and EGF repeats.

Table 2

#	Name	IC_{50}
1	N-cyclohexyl-2-pyridin-4-ylquinazolin-4-amine	C
2	2-pyridin-4-yl-N-(2-pyrrolidin-1-ylethyl)quinazolin-4-amine	D
3	N-cyclopentyl-2-pyridin-4-ylquinazolin-4-amine	C
4	N-(cyclohexylmethyl)-2-pyridin-4-ylquinazolin-4-amine	C
5	2-[(2-pyridin-4-ylquinazolin-4-yl)amino]ethanol	D
6	3-[(2-pyridin-4-ylquinazolin-4-yl)amino]propan-1-ol	D
7	N-[(4-fluorophenyl)methyl]-2-pyridin-4-ylquinazolin-4-amine	C

Table 2

#	Name	IC ₅₀
8	N,N-dimethyl-N'-(2-pyridin-4-ylquinazolin-4-yl)ethane-1,2-diamine	D
9	N-(2,3-dihydro-1H-inden-1-yl)-2-pyridin-4-ylquinazolin-4-amine	B
10	N-(2-morpholin-4-ylethyl)-2-pyridin-4-ylquinazolin-4-amine	D
11	4-[4-(2-pyridin-4-ylquinazolin-4-yl)piperazin-1-yl]phenol	D
12	2-pyridin-4-yl-N-[(2R)-1,2,3,4-tetrahydronaphthalen-2-yl]quinazolin-4-amine	B
13	4-piperazin-1-yl-2-pyridin-4-ylquinazoline	D
14	1,1-dimethylethyl 4-(2-pyridin-4-ylquinazolin-4-yl)piperazine-1-carboxylate	D
15	2-pyridin-4-yl-N-[(2S)-1,2,3,4-tetrahydronaphthalen-2-yl]quinazolin-4-amine	C
16	4-[(1S)-2,3-dihydro-1H-inden-1-ylmethyl]-2-pyridin-4-ylquinazoline	C
17	(1R,2S)-1-[(2-pyridin-4-ylquinazolin-4-yl)amino]-2,3-dihydro-1H-inden-2-ol	D
18	(1S,2R)-1-[(2-pyridin-4-ylquinazolin-4-yl)amino]-2,3-dihydro-1H-inden-2-ol	A
19	1,1-dimethylethyl 4-[(2-pyridin-4-ylquinazolin-4-yl)amino]piperidine-1-carboxylate	C
20	2-pyridin-4-yl-N-[[2,4,6-tris(methyloxy)phenyl]methyl]quinazolin-4-amine	D
21	N-piperidin-4-yl-2-pyridin-4-ylquinazolin-4-amine	D
22	N-[(1S,2S)-2-[(phenylmethyl)oxy]cyclopentyl]-2-pyridin-4-ylquinazolin-4-amine	D
23	N-phenyl-N'-(2-pyridin-4-ylquinazolin-4-yl)benzene-1,4-diamine	D
24	3-[(2-pyridin-4-ylquinazolin-4-yl)amino]naphthalen-2-ol	C
25	N-{4-[(1-methylethyl)oxy]phenyl}-2-pyridin-4-ylquinazolin-4-amine	C
26	(1S,2R)-1-[(2-phenylquinazolin-4-yl)amino]-2,3-dihydro-1H-inden-2-ol	D
27	(1R,2S)-1-[(2-phenylquinazolin-4-yl)amino]-2,3-dihydro-1H-inden-2-ol	D
28	(1R,2R)-2-[(2-phenylquinazolin-4-yl)amino]cyclopentanol	D
29	(1R,2R)-2-[(2-phenylquinazolin-4-yl)amino]cyclohexanol	D

Table 2

#	Name	IC ₅₀
30	(1S,2R,3R,5R)-3-(hydroxymethyl)-5-[(2-phenylquinazolin-4-yl)amino]cyclopentane-1,2-diol	D
31	(1S,2R)-1-[(6-chloro-2-pyridin-4-ylquinazolin-4-yl)amino]-2,3-dihydro-1H-inden-2-ol	A
32	N-(2-piperazin-1-ylethyl)-2-pyridin-4-ylquinazolin-4-amine	D
33	(1S,2R)-1-[(2-pyridin-3-ylquinazolin-4-yl)amino]-2,3-dihydro-1H-inden-2-ol	C
34	(1R,2S)-1-[(2-pyridin-3-ylquinazolin-4-yl)amino]-2,3-dihydro-1H-inden-2-ol	D
35	(1R,2R)-2-[(2-pyridin-3-ylquinazolin-4-yl)amino]cyclopentanol	D
36	(1R,2R)-2-[(2-pyridin-3-ylquinazolin-4-yl)amino]cyclohexanol	D
37	(1S,2R)-1-[(2-pyridin-2-ylquinazolin-4-yl)amino]-2,3-dihydro-1H-inden-2-ol	D
38	(1R,2S)-1-[(2-pyridin-2-ylquinazolin-4-yl)amino]-2,3-dihydro-1H-inden-2-ol	D
39	(2S)-3-[(2-pyridin-4-ylquinazolin-4-yl)amino]propane-1,2-diol	D
40	[(2S)-1-(2-pyridin-4-ylquinazolin-4-yl)-2,3-dihydro-1H-indol-2-yl]methanol	D
41	(2R)-2-[(2-pyridin-4-ylquinazolin-4-yl)amino]propan-1-ol	D
42	(2S)-1-[(2-pyridin-4-ylquinazolin-4-yl)amino]propan-2-ol	D
43	(1S,2R)-1-[[2-(2-ethylpyridin-4-yl)quinazolin-4-yl]amino]-2,3-dihydro-1H-inden-2-ol	D
44	(1R,2S)-1-[[2-(2-ethylpyridin-4-yl)quinazolin-4-yl]amino]-2,3-dihydro-1H-inden-2-ol	D
45	(1S,2R)-1-[(6-bromo-2-pyridin-4-ylquinazolin-4-yl)amino]-2,3-dihydro-1H-inden-2-ol	A
46	(1S,2R)-1-[[6,7-bis(methyloxy)-2-pyridin-4-ylquinazolin-4-yl]amino]-2,3-dihydro-1H-inden-2-ol	B
47	1-(2-pyridin-4-ylquinazolin-4-yl)piperidin-3-ol	D
48	(1S,2R)-1-[[2-pyridin-4-yl-7-(trifluoromethyl)quinazolin-4-yl]amino]-2,3-dihydro-1H-inden-2-ol	B
49	(1S,2R)-1-[(2-[6-(methyloxy)pyridin-3-yl]quinazolin-4-yl)amino]-2,3-dihydro-1H-inden-2-ol	C
50	N-[(3S)-piperidin-3-yl]-2-pyridin-4-ylquinazolin-4-amine	D
51	(1S,2R)-1-[(7-methyl-2-pyridin-4-ylquinazolin-4-yl)amino]-2,3-dihydro-1H-inden-2-ol	A

Table 2

#	Name	IC ₅₀
52	(1S,2R)-1-({2-[2,4-bis(methyloxy)pyrimidin-5-yl]quinazolin-4-yl}amino)-2,3-dihydro-1H-inden-2-ol	D
53	(2R)-3-methyl-2-[(2-pyridin-4-ylquinazolin-4-yl)amino]butan-1-ol	D
54	(2S)-3-methyl-2-[(2-pyridin-4-ylquinazolin-4-yl)amino]butan-1-ol	C
55	(2S)-2-phenyl-2-[(2-pyridin-4-ylquinazolin-4-yl)amino]ethanol	C
56	(2R)-2-phenyl-2-[(2-pyridin-4-ylquinazolin-4-yl)amino]ethanol	C
57	(1S,2R)-1-[(2-pyridin-4-ylpyrimidin-4-yl)amino]-2,3-dihydro-1H-inden-2-ol	B
58	(1S,2R)-1-[(2-pyrazin-2-ylquinazolin-4-yl)amino]-2,3-dihydro-1H-inden-2-ol	D
59	(1S,2R)-1-[[2-(4-aminopyridin-3-yl)quinazolin-4-yl]amino]-2,3-dihydro-1H-inden-2-ol	D
60	(2R)-3-phenyl-2-[(2-pyridin-4-ylquinazolin-4-yl)amino]propan-1-ol	D
61	(2S)-3-phenyl-2-[(2-pyridin-4-ylquinazolin-4-yl)amino]propan-1-ol	C
62	2-[(phenylmethyl)(2-pyridin-4-ylquinazolin-4-yl)amino]ethanol	C
63	(1S,2R)-1-[[2-(2-aminopyrimidin-4-yl)quinazolin-4-yl]amino]-2,3-dihydro-1H-inden-2-ol	B
64	5-(4-{{[(1S,2R)-2-hydroxy-2,3-dihydro-1H-inden-1-yl]amino}quinazolin-2-yl}pyridin-2-ol	D
65	(1S,2R)-1-({2-[2-(methylthio)pyrimidin-4-yl]quinazolin-4-yl}amino)-2,3-dihydro-1H-inden-2-ol	D
66	2-{4-[(2-pyridin-4-ylquinazolin-4-yl)amino]piperazin-1-yl}ethanol	D
67	N-piperidin-1-yl-2-pyridin-4-ylquinazolin-4-amine	D

COMPSysFDC/CAAM7324834_1.DOC-26/10/2010

2004230928 22 Oct 2010

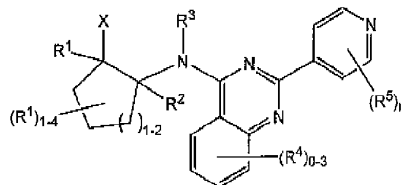
Throughout this specification and the claims which follow, unless the context requires otherwise, the word "comprise", and variations such as "comprises" and "comprising", will be understood to imply the inclusion of a stated integer or step or group of integers or steps but not the exclusion of any other integer or step or group of integers or steps.

The reference in this specification to any prior publication (or information derived from it), or to any matter which is known, is not, and should not be taken as an acknowledgment or admission or any form of suggestion that that prior publication (or information derived from it) or known matter forms part of the common general knowledge in the field of endeavour to which this specification relates.

2004230928 08 Nov 2010

THE CLAIMS DEFINING THE INVENTION ARE AS FOLLOWS:

1. A compound of Formula IV



IV

or a pharmaceutically acceptable salt, hydrate, or ester or amide forms thereof, wherein

X is $-\text{OR}^6$, $-\text{SR}^6$, and $-\text{N}(\text{R}^6)\text{R}^7$;

R^1 and R^2 , at each occurrence, are each independently selected from $-\text{H}$, halogen, $-\text{CN}$, $-\text{NH}_2$, $-\text{NO}_2$, $-\text{OR}^6$, $-\text{N}(\text{R}^6)\text{R}^7$, $-\text{S}(\text{O})_{0-2}\text{R}^7$, $-\text{SO}_2\text{N}(\text{R}^6)\text{R}^7$, $-\text{CO}_2\text{R}^6$, $-\text{C}(\text{O})\text{N}(\text{R}^6)\text{R}^7$, $-\text{N}(\text{R}^6)\text{SO}_2\text{R}^7$, $-\text{N}(\text{R}^6)\text{C}(\text{O})\text{R}^7$, $-\text{N}(\text{R}^6)\text{CO}_2\text{R}^7$, $-\text{C}(\text{O})\text{R}^6$, optionally substituted $\text{C}_1\text{-C}_6$ alkyl, optionally substituted aryl, optionally substituted aryl $\text{C}_1\text{-C}_6$ alkyl, optionally substituted heterocyclyl, absent, and optionally substituted heterocyclyl $\text{C}_1\text{-C}_6$ alkyl,

wherein $(\text{R}^1)_{1-4}$ is each independently selected as defined above and optionally, when paired, together with the corresponding atom or atoms of the first ring to which they are attached, form a second ring comprising between three and seven annular atoms, said second ring optionally substituted with between zero and three of R^1 ;

R^3 is selected from $-\text{H}$, optionally substituted $\text{C}_1\text{-C}_6$ alkyl, optionally substituted aryl $\text{C}_1\text{-C}_6$ alkyl, optionally substituted aryl, optionally substituted heterocyclyl, and optionally substituted alkoxy;

optionally R^3 and R^2 , together with the atoms to which each is attached, form a third ring comprising between three and seven annular atoms, said third ring optionally substituted with between zero and four additional of R^1 , each independently selected as defined above and optionally, when paired, together with the corresponding atom or atoms of the third ring to which they are attached, form a fourth ring comprising between three and seven annular atoms, said fourth ring optionally substituted with between zero and three of R^1 ;

2004230928 08 Nov 2010

optionally R^3 and R^1 , together with the atoms to which they are attached and the carbon to which R^2 is attached, form a fifth ring comprising between three and seven annular atoms, said fifth ring optionally substituted with between zero and four additional of R^1 , each independently selected as defined above and optionally, when paired, together with the corresponding atom or atoms of the fifth ring to which they are attached, form a sixth ring comprising between three and seven annular atoms, said sixth ring optionally substituted with between zero and three of R^1 ;

each of R^4 is independently selected from -H, halogen, -CN, -NH₂, -NO₂, -OR⁶, -N(R⁶)R⁷, -S(O)₀₋₂R⁷, -SO₂N(R⁶)R⁷, -CO₂R⁶, -C(O)N(R⁶)R⁷, -N(R⁶)SO₂R⁷, -N(R⁶)C(O)R⁷, -N(R⁶)CO₂R⁷, -C(O)R⁶, optionally substituted C₁-C₆alkyl, optionally substituted aryl, optionally substituted arylC₁-C₆alkyl, optionally substituted heterocyclyl, and optionally substituted heterocyclyl C₁-C₆alkyl;

n is zero to five;

each R^5 is independently selected from -H, halogen, -CN, -NH₂, -NO₂, -OR⁶, -NR⁶R⁷, -S(O)₀₋₂R⁷, -SO₂NR⁶R⁷, -CO₂R⁶, -C(O)NR⁶R⁷, -N(R⁶)SO₂R⁷, -N(R⁶)C(O)R⁷, -N(R⁶)CO₂R⁷, -C(O)R⁶, optionally substituted C₁-C₆alkyl, optionally substituted aryl, optionally substituted arylC₁-C₆alkyl, optionally substituted heterocyclyl, and optionally substituted heterocyclylC₁-C₆alkyl; and

optionally two adjacent of R^5 , together with the two carbons to which they are attached, form an eighth ring fused with the pyridine ring system, said eighth ring comprising between five and seven atoms and substituted with zero to three additional of R^5 ;

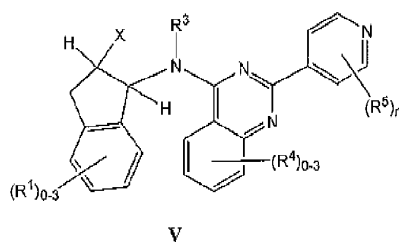
R^6 is -H or R^7 ;

R^7 is selected from optionally substituted C₁-C₆alkyl, optionally substituted aryl, optionally substituted aryl C₁-C₆alkyl, optionally substituted heterocyclyl, and optionally substituted heterocyclyl C₁-C₆alkyl; and

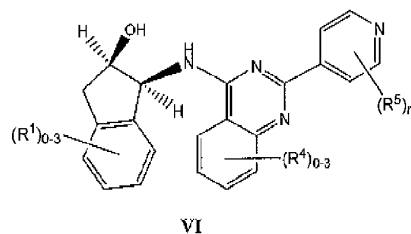
R^6 and R^7 , when taken together with a common nitrogen to which they are attached, form an optionally substituted five- to seven-membered heterocyclyl ring, said optionally substituted five- to seven-membered heterocyclyl ring optionally containing at least one additional heteroatom selected from N, O, S, and P.

2004230928 08 Nov 2010

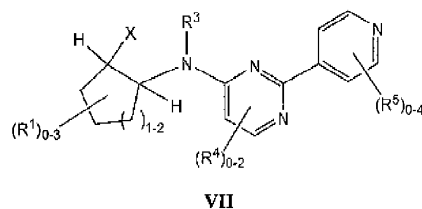
2. The compound according to claim 1, wherein two of R^1 , together with the carbon or carbons to which they are attached, form said second ring.
3. The compound according to claim 2, wherein said second ring is a six-membered aryl, fused with said first ring, said second ring optionally substituted with between zero and three of R^1 .
4. The compound according to any one of claims 1 to 3, of formula V



5. The compound according to claim 4, wherein R^3 is -H and X is OH.
6. The compound according to claim 1, of formula VI



7. The compound of formula VII



or a pharmaceutically acceptable salt, hydrate, or ester or amide forms thereof, wherein X is $-OR^6$, $-SR^6$, and $-N(R^6)R^7$;

2004230928 08 Nov 2010

R^1 , at each occurrence, is independently selected from -H, halogen, -CN, -NH₂, -NO₂, -OR⁶, -N(R⁶)R⁷, -S(O)₀₋₂R⁷, -SO₂N(R⁶)R⁷, -CO₂R⁶, -C(O)N(R⁶)R⁷, -N(R⁶)SO₂R⁷, -N(R⁶)C(O)R⁷, -N(R⁶)CO₂R⁷, -C(O)R⁶, optionally substituted C₁-C₆alkyl, optionally substituted aryl, optionally substituted arylC₁-C₆alkyl, optionally substituted heterocyclyl, absent, and optionally substituted heterocyclylC₁-C₆alkyl,

wherein (R¹)₀₋₃ is each independently selected as defined above and optionally, when paired, together with the corresponding atom or atoms of the first ring to which they are attached, form a second ring comprising between three and seven annular atoms, said second ring optionally substituted with between zero and three of R¹;

R³ is selected from -H, optionally substituted C₁-C₆alkyl, optionally substituted arylC₁-C₆alkyl, optionally substituted aryl, optionally substituted heterocyclyl, and optionally substituted alkoxy;

each of R⁴ is independently selected from -H, halogen, -CN, -NH₂, -NO₂, -OR⁶, -N(R⁶)R⁷, -S(O)₀₋₂R⁷, -SO₂N(R⁶)R⁷, -CO₂R⁶, -C(O)N(R⁶)R⁷, -N(R⁶)SO₂R⁷, -N(R⁶)C(O)R⁷, -N(R⁶)CO₂R⁷, -C(O)R⁶, optionally substituted C₁-C₆alkyl, optionally substituted aryl, optionally substituted arylC₁-C₆alkyl, optionally substituted heterocyclyl, and optionally substituted heterocyclyl C₁-C₆alkyl;

optionally two adjacent of R⁴, together with the two carbons to which they are attached, form a seventh ring fused with the aromatic ring system, said seventh ring comprising between five and seven atoms and substituted with zero to three additional of R⁴, provided said seventh ring together with the aromatic ring system does not constitute a 7-deazapurine;

each R⁵ is independently selected from -H, halogen, -CN, -NH₂, -NO₂, -OR⁶, -NR⁶R⁷, -S(O)₀₋₂R⁷, -SO₂NR⁶R⁷, -CO₂R⁶, -C(O)NR⁶R⁷, -N(R⁶)SO₂R⁷, -N(R⁶)C(O)R⁷, -N(R⁶)CO₂R⁷, -C(O)R⁶, optionally substituted C₁-C₆alkyl, optionally substituted aryl, optionally substituted arylC₁-C₆alkyl, optionally substituted heterocyclyl, and optionally substituted heterocyclylC₁-C₆alkyl; and

optionally two adjacent of R⁵, together with the two carbons to which they are attached, form an eighth ring fused with the pyridine ring system, said eighth ring comprising between five and seven atoms and substituted with zero to three additional of R⁵;

2004230928 08 Nov 2010

R^6 is -H or R^7 ;

R^7 is selected from optionally substituted C_1 - C_6 alkyl, optionally substituted aryl, optionally substituted aryl C_1 - C_6 alkyl, optionally substituted heterocyclyl, and optionally substituted heterocyclyl C_1 - C_6 alkyl; and

R^6 and R^7 , when taken together with a common nitrogen to which they are attached, form an optionally substituted five- to seven-membered heterocyclyl ring, said optionally substituted five- to seven-membered heterocyclyl ring optionally containing at least one additional heteroatom selected from N, O, S, and P.

8. The compound according to claim 7, wherein R^3 is -H and X is OH.

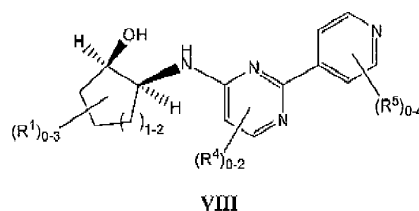
9. The compound according to claim 7 or claim 8, wherein at least one of R^1 is an optionally substituted aryl.

10. The compound according to any one of claims 7 to 9, wherein at least one of R^1 is an optionally substituted phenyl.

11. The compound according to any one of claims 7 to 10, wherein at least one of R^4 is an optionally substituted aryl.

12. The compound according to any one of claims 7 to 11, wherein at least one of R^4 is an optionally substituted phenyl.

13. The compound of formula **VIII**



or a pharmaceutically acceptable salt, hydrate, or ester or amide forms thereof, wherein

R^1 , at each occurrence, is independently selected from -H, halogen, -CN, -NH₂, -NO₂, -OR⁶, -N(R⁶)R⁷, -S(O)₀₋₂R⁷, -SO₂N(R⁶)R⁷, -CO₂R⁶, -C(O)N(R⁶)R⁷, -N(R⁶)SO₂R⁷, -N(R⁶)C(O)R⁷, -N(R⁶)CO₂R⁷, -C(O)R⁶; optionally substituted C_1 - C_6 alkyl, optionally substituted aryl, optionally substituted aryl C_1 - C_6 alkyl, optionally substituted heterocyclyl, absent, and optionally substituted heterocyclyl C_1 - C_6 alkyl,

wherein $(R^1)_{0-3}$ is each independently selected as defined above and optionally, when paired, together with the corresponding atom or atoms of the first ring to which they are attached, form a second ring comprising between three and seven annular atoms, said second ring optionally substituted with between zero and three of R^1 ;

each of R^4 is independently selected from -H, halogen, -CN, -NH₂, -NO₂, -OR⁶, -N(R⁶)R⁷, -S(O)₀₋₂R⁷, -SO₂N(R⁶)R⁷, -CO₂R⁶, -C(O)N(R⁶)R⁷, -N(R⁶)SO₂R⁷, -N(R⁶)C(O)R⁷, -N(R⁶)CO₂R⁷, -C(O)R⁶, optionally substituted C₁-C₆alkyl, optionally substituted aryl, optionally substituted arylC₁-C₆alkyl, optionally substituted heterocyclyl, and optionally substituted heterocyclyl C₁-C₆alkyl;

optionally two adjacent of R^4 , together with the two carbons to which they are attached, form a seventh ring fused with the aromatic ring system, said seventh ring comprising between five and seven atoms and substituted with zero to three additional of R^4 , provided said seventh ring together with the aromatic ring system does not constitute a 7-deazapurine;

each R^5 is independently selected from -H, halogen, -CN, -NH₂, -NO₂, -OR⁶, -NR⁶R⁷, -S(O)₀₋₂R⁷, -SO₂NR⁶R⁷, -CO₂R⁶, -C(O)NR⁶R⁷, -N(R⁶)SO₂R⁷, -N(R⁶)C(O)R⁷, -N(R⁶)CO₂R⁷, -C(O)R⁶, optionally substituted C₁-C₆alkyl, optionally substituted aryl, optionally substituted arylC₁-C₆alkyl, optionally substituted heterocyclyl, and optionally substituted heterocyclylC₁-C₆alkyl; and

optionally two adjacent of R^5 , together with the two carbons to which they are attached, form an eighth ring fused with the pyridine ring system, said eighth ring comprising between five and seven atoms and substituted with zero to three additional of R^5 ;

R^6 is -H or R^7 ;

R^7 is selected from optionally substituted C₁-C₆alkyl, optionally substituted aryl, optionally substituted aryl C₁-C₆alkyl, optionally substituted heterocyclyl, and optionally substituted heterocyclyl C₁-C₆alkyl; and

R^6 and R^7 , when taken together with a common nitrogen to which they are attached, form an optionally substituted five- to seven-membered heterocyclyl ring, said optionally substituted five- to seven-membered heterocyclyl ring optionally containing at least one additional heteroatom selected from N, O, S, and P.

2004230928 08 Nov 2010

14. The compound according to claim 13, wherein two of R^4 , together with the aromatic annular atoms to which they are attached, form said seventh ring, said seventh ring comprising between zero and two nitrogens.

15. The compound according to claim 14, wherein said seventh ring is substituted with between zero and three additional of R^4 .

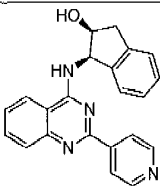
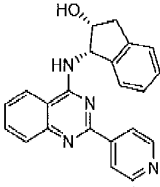
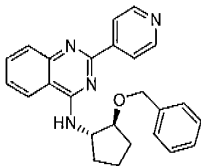
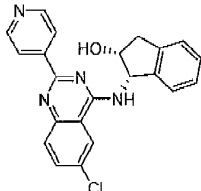
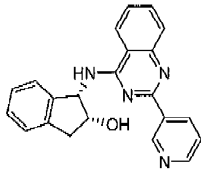
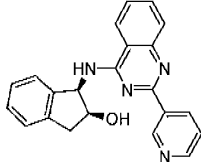
16. Compound selected from Table 3:

Table 3

#	Name	Structure
1	N-cyclohexyl-2-pyridin-4-ylquinazolin-4-amine	
3	N-cyclopentyl-2-pyridin-4-ylquinazolin-4-amine	
9	N-(2,3-dihydro-1H-inden-1-yl)-2-pyridin-4-ylquinazolin-4-amine	
12	2-pyridin-4-yl-N-[(2R)-1,2,3,4-tetrahydronaphthalen-2-yl]quinazolin-4-amine	
15	2-pyridin-4-yl-N-[(2S)-1,2,3,4-tetrahydronaphthalen-2-yl]quinazolin-4-amine	

2004230928 08 Nov 2010

Table 3

#	Name	Structure
17	(1R,2S)-1-[(2-pyridin-4-ylquinazolin-4-yl)amino]-2,3-dihydro-1H-inden-2-ol	
18	(1S,2R)-1-[(2-pyridin-4-ylquinazolin-4-yl)amino]-2,3-dihydro-1H-inden-2-ol	
22	N-{(1S,2S)-2-[(phenylmethyl)oxy]cyclopentyl}-2-pyridin-4-ylquinazolin-4-amine	
31	(1S,2R)-1-[(6-chloro-2-pyridin-4-ylquinazolin-4-yl)amino]-2,3-dihydro-1H-inden-2-ol	
33	(1S,2R)-1-[(2-pyridin-3-ylquinazolin-4-yl)amino]-2,3-dihydro-1H-inden-2-ol	
34	(1R,2S)-1-[(2-pyridin-3-ylquinazolin-4-yl)amino]-2,3-dihydro-1H-inden-2-ol	

2004230928 08 Nov 2010

Table 3

#	Name	Structure
35	(1R,2R)-2-[(2-pyridin-3-ylquinazolin-4-yl)amino]cyclopentanol	
36	(1R,2R)-2-[(2-pyridin-3-ylquinazolin-4-yl)amino]cyclohexanol	
37	(1S,2R)-1-[(2-pyridin-2-ylquinazolin-4-yl)amino]-2,3-dihydro-1H-inden-2-ol	
38	(1R,2S)-1-[(2-pyridin-2-ylquinazolin-4-yl)amino]-2,3-dihydro-1H-inden-2-ol	
43	(1S,2R)-1-[[2-(2-ethylpyridin-4-yl)quinazolin-4-yl]amino]-2,3-dihydro-1H-inden-2-ol	
44	(1R,2S)-1-[[2-(2-ethylpyridin-4-yl)quinazolin-4-yl]amino]-2,3-dihydro-1H-inden-2-ol	

2004230928 08 Nov 2010

Table 3

#	Name	Structure
45	(1S,2R)-1-[(6-bromo-2-pyridin-4-ylquinazolin-4-yl)amino]-2,3-dihydro-1H-inden-2-ol	
46	(1S,2R)-1-[[6,7-bis(methoxy)-2-pyridin-4-yl]quinazolin-4-yl]amino-2,3-dihydro-1H-inden-2-ol	
48	(1S,2R)-1-[[2-pyridin-4-yl-7-(trifluoromethyl)quinazolin-4-yl]amino]-2,3-dihydro-1H-inden-2-ol	
49	(1S,2R)-1-[(2-{6-(methoxy)pyridin-3-yl}quinazolin-4-yl)amino]-2,3-dihydro-1H-inden-2-ol	
51	(1S,2R)-1-[(7-methyl-2-pyridin-4-yl)quinazolin-4-yl]amino-2,3-dihydro-1H-inden-2-ol	

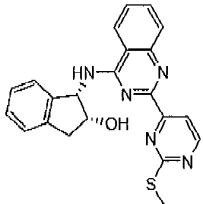
2004230928 08 Nov 2010

Table 3

#	Name	Structure
52	(1S,2R)-1-({2-[2,4-bis(methoxy)pyrimidin-5-yl]quinazolin-4-yl}amino)-2,3-dihydro-1H-inden-2-ol	
57	(1S,2R)-1-[(2-pyridin-4-ylpyrimidin-4-yl)amino]-2,3-dihydro-1H-inden-2-ol	
58	(1S,2R)-1-[(2-pyrazin-2-ylquinazolin-4-yl)amino]-2,3-dihydro-1H-inden-2-ol	
59	(1S,2R)-1-([2-(4-aminopyridin-3-yl)quinazolin-4-yl]amino)-2,3-dihydro-1H-inden-2-ol	
63	(1S,2R)-1-([2-(2-aminopyrimidin-4-yl)quinazolin-4-yl]amino)-2,3-dihydro-1H-inden-2-ol	
64	5-(4-({(1S,2R)-2-hydroxy-2,3-dihydro-1H-inden-1-yl}amino)quinazolin-2-yl)pyridin-2-ol	

2004230928 08 Nov 2010

Table 3

#	Name	Structure
65	(1S,2R)-1-({2-[2-(methylthio)pyrimidin-4-yl]quinazolin-4-yl}amino)-2,3-dihydro-1H-inden-2-ol	

17. A pharmaceutical composition comprising the compound according to any one of claims 1 to 16 and a pharmaceutically acceptable carrier.

18. A method of: (a) modulating the *in vivo* activity of a kinase; (b) treating diseases or disorders associated with uncontrolled, abnormal, and/or unwanted cellular activities selected from the group comprising Cardiac: sarcoma (angiosarcoma, fibrosarcoma, rhabdomyosarcoma, liposarcoma), myxoma, rhabdomyoma, fibroma, lipoma and teratoma; Lung: bronchogenic carcinoma (squamous cell, undifferentiated small cell, undifferentiated large cell, adenocarcinoma), alveolar (bronchiolar) carcinoma, bronchial adenoma, sarcoma, lymphoma, chondromatous hamartoma, mesothelioma; Gastrointestinal: esophagus (squamous cell carcinoma, adenocarcinoma, leiomyosarcoma, lymphoma), stomach (carcinoma, lymphoma, leiomyosarcoma), pancreas (ductal adenocarcinoma, insulinoma, glucagonoma, gastrinoma, carcinoid tumors, vipoma), small bowel (adenocarcinoma, lymphoma, carcinoid tumors, Kaposi's sarcoma, leiomyoma, hemangioma, lipoma, neurofibroma, fibroma), large bowel (adenocarcinoma, tubular adenoma, villous adenoma, hamartoma, leiomyoma); Genitourinary tract: kidney (adenocarcinoma, Wilms' tumor [nephroblastoma], lymphoma, leukemia), bladder and urethra (squamous cell carcinoma, transitional cell carcinoma, adenocarcinoma), prostate (adenocarcinoma, sarcoma), testis (seminoma, teratoma, embryonal carcinoma, teratocarcinoma, choriocarcinoma, sarcoma, interstitial cell carcinoma, fibroma, fibroadenoma, adenomatoid tumors, lipoma); Liver: hepatoma (hepatocellular carcinoma), cholangiocarcinoma, hepatoblastoma, angiosarcoma, hepatocellular adenoma, hemangioma; Bone: osteogenic sarcoma (osteosarcoma), fibrosarcoma, malignant fibrous histiocytoma, chondrosarcoma, Ewing's sarcoma, malignant lymphoma (reticulum cell sarcoma), multiple myeloma, malignant giant cell tumor chordoma, osteochondroma

2004230928 08 Nov 2010

(osteocartilaginous exostoses), benign chondroma, chondroblastoma, chondromyxofibroma, osteoid osteoma and giant cell tumors; Nervous system: skull (osteoma, hemangioma, granuloma, xanthoma, osteitis deformans), meninges (meningioma, meningiosarcoma, gliomatosis), brain (astrocytoma, medulloblastoma, glioma, ependymoma, germinoma [pinealoma], glioblastoma multiform, oligodendroglioma, schwannoma, retinoblastoma, congenital tumors), spinal cord neurofibroma, meningioma, glioma, sarcoma); Gynaecological: uterus (endometrial carcinoma), cervix (cervical carcinoma, pre-tumor cervical dysplasia), ovaries (ovarian carcinoma [serous cystadenocarcinoma, mucinous cystadenocarcinoma, unclassified carcinoma], granulosa-thecal cell tumors, SertoliLeydig cell tumors, dysgerminoma, malignant teratoma), vulva (squamous cell carcinoma, intraepithelial carcinoma, adenocarcinoma, fibrosarcoma, melanoma), vagina (clear cell carcinoma, squamous cell carcinoma, botryoid sarcoma [embryonal rhabdomyosarcoma], fallopian tubes (carcinoma); Hematologic: blood (myeloid leukemia [acute and chronic], acute lymphoblastic leukemia, chronic lymphocytic leukemia, myeloproliferative diseases, multiple myeloma, myelodysplastic syndrome), Hodgkin's disease, non-Hodgkin's lymphoma [malignant lymphoma]; malignant melanoma, basal cell carcinoma, squamous cell carcinoma, Kaposi's sarcoma, moles dysplastic nevi, lipoma, angioma, dermatofibroma, keloids, psoriasis; and Adrenal glands: neuroblastoma; or (c) inhibiting proliferative activity in a cell leading to those diseases or disorders of (b), the method comprising administering to a subject an effective amount of a composition comprising at least one of the compounds according to any one of claims 1 to 16 or the pharmaceutical composition according to claim 17.

19. Use of a compound according to any one of claims 1 to 16 in the preparation of a medicament for: (a) modulating the *in vivo* activity of a kinase; (b) treating diseases or disorders associated with uncontrolled, abnormal, and/or unwanted cellular activities selected from the group comprising Cardiac: sarcoma (angiosarcoma, fibrosarcoma, rhabdomyosarcoma, liposarcoma), myxoma, rhabdomyoma, fibroma, lipoma and teratoma; Lung: bronchogenic carcinoma (squamous cell, undifferentiated small cell, undifferentiated large cell, adenocarcinoma), alveolar (bronchiolar) carcinoma, bronchial adenoma, sarcoma, lymphoma, chondromatous hamartoma, mesothelioma; Gastrointestinal: esophagus (squamous cell carcinoma, adenocarcinoma, leiomyosarcoma, lymphoma), stomach (carcinoma, lymphoma, leiomyosarcoma), pancreas (ductal adenocarcinoma, insulinoma, glucagonoma, gastrinoma, carcinoid tumors, vipoma), small

2004230928 08 Nov 2010

bowel (adenocarcinoma, lymphoma, carcinoid tumors, Kaposi's sarcoma, leiomyoma, hemangioma, lipoma, neurofibroma, fibroma), large bowel (adenocarcinoma, tubular adenoma, villous adenoma, hamartoma, leiomyoma); Genitourinary tract: kidney (adenocarcinoma, Wilm's tumor [nephroblastoma], lymphoma, leukemia), bladder and urethra (squamous cell carcinoma, transitional cell carcinoma, adenocarcinoma), prostate (adenocarcinoma, sarcoma), testis (seminoma, teratoma, embryonal carcinoma, teratocarcinoma, choriocarcinoma, sarcoma, interstitial cell carcinoma, fibroma, fibroadenoma, adenomatoid tumors, lipoma); Liver: hepatoma (hepatocellular carcinoma), cholangiocarcinoma, hepatoblastoma, angiosarcoma, hepatocellular adenoma, hemangioma; Bone: osteogenic sarcoma (osteosarcoma), fibrosarcoma, malignant fibrous histiocytoma, chondrosarcoma, Ewing's sarcoma, malignant lymphoma (reticulum cell sarcoma), multiple myeloma, malignant giant cell tumor chordoma, osteochondroma (osteochondrogenous exostoses), benign chondroma, chondroblastoma, chondromyxofibroma, osteoid osteoma and giant cell tumors; Nervous system: skull (osteoma, hemangioma, granuloma, xanthoma, osteitis deformans), meninges (meningioma, meningiosarcoma, gliomatosis), brain (astrocytoma, medulloblastoma, glioma, ependymoma, germinoma [pinealoma], glioblastoma multiform, oligodendroglioma, schwannoma, retinoblastoma, congenital tumors), spinal cord neurofibroma, meningioma, glioma, sarcoma); Gynaecological: uterus (endometrial carcinoma), cervix (cervical carcinoma, pre-tumor cervical dysplasia), ovaries (ovarian carcinoma [serous cystadenocarcinoma, mucinous cystadenocarcinoma, unclassified carcinoma], granulosa-thecal cell tumors, SertoliLeydig cell tumors, dysgerminoma, malignant teratoma), vulva (squamous cell carcinoma, intraepithelial carcinoma, adenocarcinoma, fibrosarcoma, melanoma), vagina (clear cell carcinoma, squamous cell carcinoma, botryoid sarcoma (embryonal rhabdomyosarcoma), fallopian tubes (carcinoma); Hematologic: blood (myeloid leukemia [acute and chronic], acute lymphoblastic leukemia, chronic lymphocytic leukemia, myeloproliferative diseases, multiple myeloma, myelodysplastic syndrome), Hodgkin's disease, non-Hodgkin's lymphoma [malignant lymphoma]; malignant melanoma, basal cell carcinoma, squamous cell carcinoma, Kaposi's sarcoma, moles dysplastic nevi, lipoma, angioma, dermatofibroma, keloids, psoriasis; and Adrenal glands: neuroblastoma; or (c) inhibiting proliferative activity in a cell leading to those diseases or disorders of (b).

20. The method according to claim 18 or use according to claim 19, wherein the kinase is Tie-2.

2004230928 08 Nov 2010

21. The method according to claim 18 or use according to claim 19, wherein modulating the *in vivo* activity of Tie-2 comprises inhibition of Tie-2.
22. Compound according to any one of claims 1, 7, 13 or 16 or pharmaceutical composition according to claim 17 substantially as hereinbefore described with reference to any one of the examples.
23. Method according to claim 18 or use according to claim 19 substantially as hereinbefore described with reference to any one of the examples.