United States Patent [19]

Laukhuf

[11] **Des. 250,281**

[45] ** **Nov. 14, 1978**

[54] **MOW-OVER ROTARY PET TIE-OUT STAKE**

[75] Inventor: **Gaylord V. Laukhuf**, Antwerp, Ohio

[73] Assignee: **Carolyn J. Laukhuf**, Antwerp, Ohio

[**] Term: **14 Years**

[21] Appl. No.: **763,875**

[22] Filed: **Jan. 31, 1977**

[51] **Int. Cl.** ..... **D23—09**
[52] **U.S. Cl.** **D30/44**
[58] **Field of Search** 119/117-121

[56] **References Cited**

U.S. PATENT DOCUMENTS

91,042	6/1869	Raiford	119/117
227,675	5/1880	Carnes et al.	119/117
D. 243,351	2/1977	Laukhuf	D30/44
D. 245,032	7/1977	Hoffmann	D30/44
1,092,036	3/1917	Fry	119/117
2,087,176	7/1937	Webb	119/121
2,551,540	5/1951	Johnson	119/121
2,790,419	4/1957	Sullivan	119/121
2,812,743	11/1957	Dustin	119/117
3,100,476	8/1963	Peak	119/121
3,508,525	4/1970	Sawyer	119/117

Primary Examiner—James R. Largen
Attorney, Agent, or Firm—George A. Gust

[57] **CLAIM**

The ornamental design for a mow-over rotary pet tie-out stake, as shown.

DESCRIPTION

FIG. **1** is a front elevational view of a mow-over pet tie-out stake showing my new design;
FIG. **2** is a side elevational view thereof;
FIG. **3** is a rear elevational view thereof;
FIG. **4** is a top plan view thereof; and
FIG. **5** is a bottom plan view thereof.

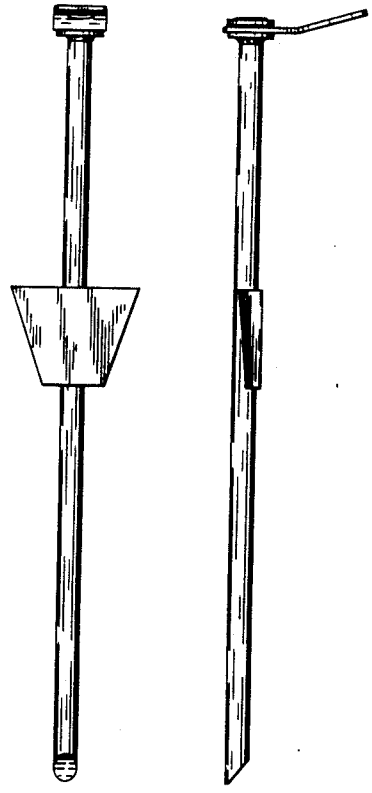

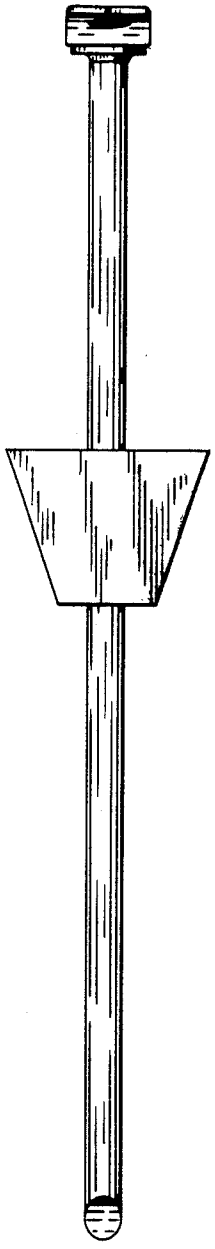

FIG. 1

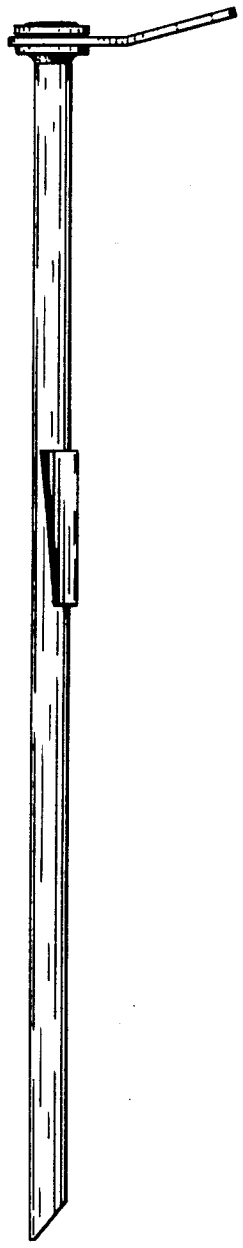

FIG. 2

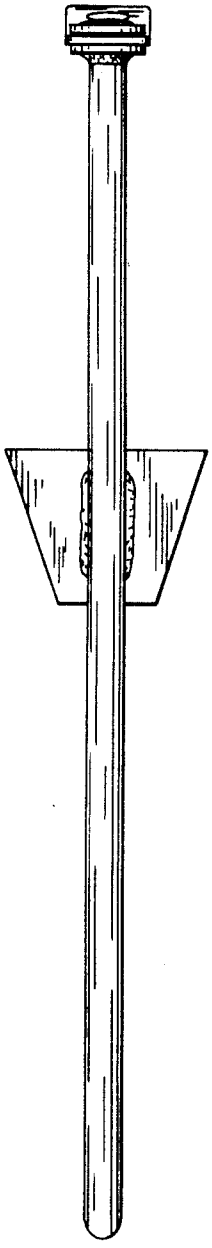

FIG. 3

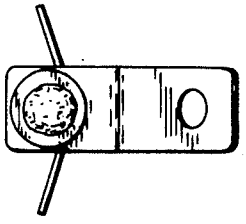

FIG. 4

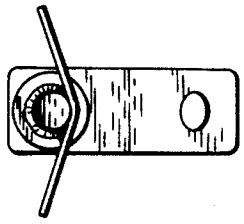

FIG. 5