United States Patent [19]

Concilio et al.

[11] **Patent Number: Des. 284,290**

[45] **Date of Patent: ** Jun. 17, 1986**

[54] **COMBINED WRITING PEN AND CIGARETTE LIGHTER**

[75] Inventors: **John Concilio,** 4040 Jean East, Montreal-North, Quebec, Canada, H1H 1G6; **Vincent Torres,** Montreal, Canada

[73] Assignee: **John Concilio,** Quebec, Canada

[**] Term: **14 Years**

[21] Appl. No.: **551,464**

[22] Filed: **Nov. 14, 1983**

[52] **U.S. Cl.** **D19/36;** D19/51

[58] **Field of Search** D19/35, 36, 41, 51, D19/56-57; D27/38; 401/195, 52

[56] **References Cited**

U.S. PATENT DOCUMENTS

D. 92,996	8/1934	Aronson	D27/38
D. 151,771	11/1948	Kaupmann	D27/38
D. 240,524	7/1976	Carre	D19/45
D. 251,198	2/1979	Horvath	D27/38
D. 258,069	1/1981	Malamoud	D19/48
4,384,799	5/1983	Shklovsky	401/195

FOREIGN PATENT DOCUMENTS

807295 1/1959 United Kingdom 401/195

Primary Examiner—George P. Word

Attorney, Agent, or Firm—Charles E. Brown; Charles A. Brown

[57] **CLAIM**

The ornamental design for a combined writing pen and cigarette lighter, as shown and described.

DESCRIPTION

FIG. **1** is a perspective view of a combined writing pen and cigarette lighter showing our new design;
FIG. **2** is a perspective view thereof with the cap in the open position;
FIG. **3** is a left side elevational view of FIG. **1;**
FIG. **4** is a front elevational view of FIG. **1;**
FIG. **5** is a rear elevational view of FIG. **1;**
FIG. **6** is a top plan view thereof;
FIG. **7** is a bottom plan view thereof;
FIG. **8** is a left side elevational view of FIG. **2;**
FIG. **9** is a front elevational view of FIG. **2;**
FIG. **10** is a rear elevational view of FIG. **2;**
FIG. **11** is a top plan view thereof; and
FIG. **12** is a bottom plan view thereof.



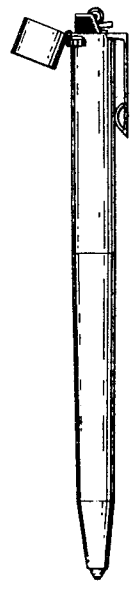

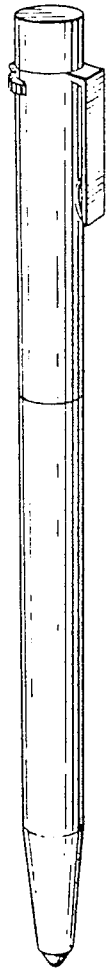

Fig. 1

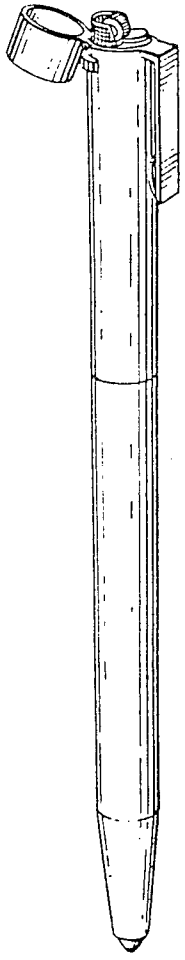

Fig. 2



Fig. 3



Fig. 4



Fig. 5



Fig. 6



Fig. 7

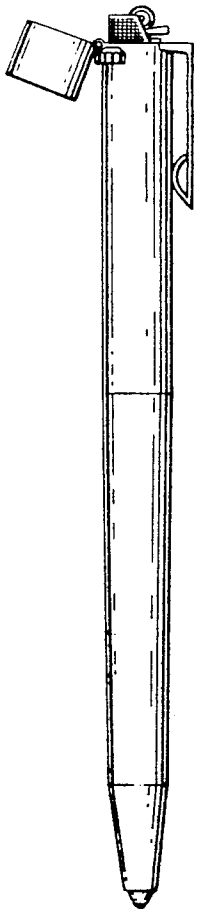

Fig. 8



Fig. 9



Fig. 10



Fig. 12



Fig. 11