



US00D725760S

(12) **United States Design Patent**  
**Nakagawa et al.**

(10) **Patent No.:** **US D725,760 S**

(45) **Date of Patent:** **\*\* Mar. 31, 2015**

(54) **FILTER FOR AN INDUSTRIAL AIR CLEANER**

(56)

**References Cited**

- (71) Applicant: **Amano Corporation**, Yokohama-shi,  
Kanagawa (JP)
- (72) Inventors: **Shohei Nakagawa**, Hamamatsu (JP);  
**Yoshiyuki Kisanuki**, Hamamatsu (JP);  
**Masaki Nishida**, Hamamatsu (JP)
- (73) Assignee: **Amano Corporation**, Yokohama  
Kanagawa (JP)
- (\*\*) Term: **14 Years**

U.S. PATENT DOCUMENTS

3,778,985	A *	12/1973	Daigle et al. ....	55/493
D362,904	S *	10/1995	Wulf et al. ....	D23/354
5,976,225	A *	11/1999	Nystrom et al. ....	55/302
D455,826	S *	4/2002	Gillingham et al. ....	D23/365
6,502,909	B1 *	1/2003	Swilik et al. ....	55/496
6,833,017	B2 *	12/2004	Quigley ....	55/502
7,585,346	B2 *	9/2009	Roseberry et al. ....	55/518
7,972,401	B2 *	7/2011	Stock et al. ....	55/483
8,157,881	B1 *	4/2012	Anoszko et al. ....	55/502
8,535,404	B2 *	9/2013	Crabtree et al. ....	55/502
8,603,210	B2 *	12/2013	Champion et al. ....	55/521
8,668,755	B2 *	3/2014	Crabtree et al. ....	55/502
8,747,506	B2 *	6/2014	Borkent et al. ....	55/501

(21) Appl. No.: **29/462,814**

\* cited by examiner

(22) Filed: **Aug. 8, 2013**

*Primary Examiner* — David Muller

(51) **LOC (10) Cl.** ..... **23-04**

(74) *Attorney, Agent, or Firm* — Fitch Even Tabin & Flannery LLP

(52) **U.S. Cl.**

(57) **CLAIM**

USPC ..... **D23/365**

We claim the ornamental design for a filter for an industrial air cleaner, as shown and described.

(58) **Field of Classification Search**

**DESCRIPTION**

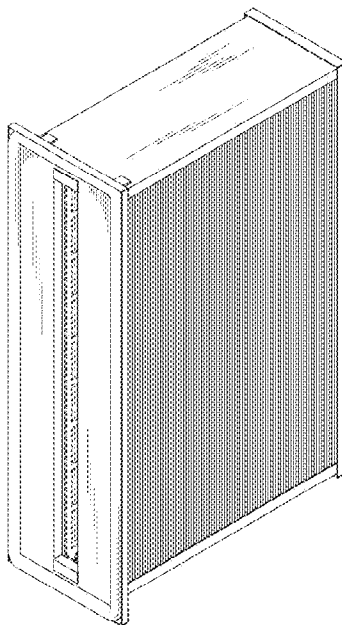
CPC ..... B01D 46/00; B01D 46/0002; B01D 46/0005; B01D 46/0006; B01D 46/0008; B01D 46/0009; B01D 46/0023; B01D 46/001; B01D 46/0012; B01D 46/0013; B01D 46/0015; B01D 46/0016; B01D 46/52; B01D 46/521; B01D 2265/00

USPC ..... D23/365, 209, 363, 358, 386, 354, 341, D23/364; 55/385.3, 502, 497, 506, 505, 55/521, 495, 422, 493, DIG. 30; 210/435, 210/130, 136, 248, 339, 448, 452, 497.1; D32/31; D15/5

FIG. 1 is a perspective view of a filter for an industrial air cleaner showing our new design;  
 FIG. 2 is a front elevational view thereof;  
 FIG. 3 is a rear elevational view thereof;  
 FIG. 4 is a right side elevational view thereof;  
 FIG. 5 is a left side elevational view thereof;  
 FIG. 6 is a top plan view thereof; and,  
 FIG. 7 is a bottom plan view thereof.  
 Portions of the claimed design shown in broken lines form no part of the claimed design.

See application file for complete search history.

**1 Claim, 4 Drawing Sheets**



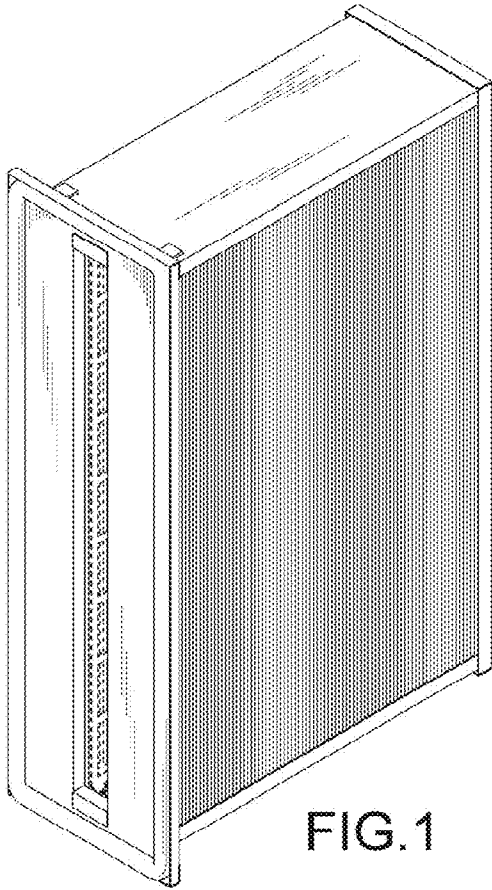


FIG. 1




FIG. 2




FIG.3




FIG.4




FIG. 5

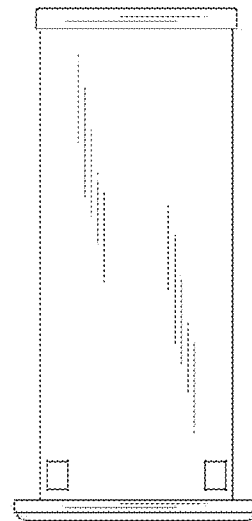


FIG. 6




FIG. 7