



US00D548325S

(12) **United States Design Patent**  
**Benner**

(10) **Patent No.:** **US D548,325 S**

(45) **Date of Patent:** **\*\* Aug. 7, 2007**

(54) **EAR PLUG**

(75) Inventor: **Devin Benner**, Pleasant Ridge, MI (US)

(73) Assignee: **McKeon Products, Inc.**, Warren, MI (US)

(\*\*) Term: **14 Years**

(21) Appl. No.: **29/241,730**

(22) Filed: **Oct. 31, 2005**

(51) **LOC (8) Cl.** ..... **24-04**

(52) **U.S. Cl.** ..... **D24/106**

(58) **Field of Classification Search** ..... D24/106,  
D24/134, 174, 173; 128/864, 866; 181/135,  
181/130, 129; 381/317, 224, 330; D14/205,  
D14/206; D29/112

See application file for complete search history.

(56) **References Cited**

**U.S. PATENT DOCUMENTS**

2,393,005 A	1/1946	Veneklasen	
2,672,863 A	* 3/1954	Leight	128/867
3,415,246 A	12/1968	Hill	
D236,162 S	* 7/1975	Leight	D24/106
4,089,332 A	5/1978	Rose	
4,219,018 A	8/1980	Draper, Jr.	
D275,320 S	* 8/1984	Halcomb et al.	D24/140
4,552,137 A	11/1985	Strauss	
4,564,009 A	1/1986	Brinkhoff	
4,582,053 A	4/1986	Wilson	
4,852,684 A	8/1989	Packard	
D361,066 S	* 8/1995	Langhorn et al.	D14/142
5,452,731 A	9/1995	Dickman	
D372,660 S	8/1996	Niessner	
5,674,196 A	10/1997	Donaldson et al.	
D389,221 S	1/1998	Borg	
5,824,968 A	10/1998	Packard et al.	
D408,536 S	* 4/1999	Borowsky et al.	D24/174
5,904,143 A	5/1999	Magidson et al.	
D418,650 S	* 1/2000	Neuhaus	D34/1

D423,664 S	* 4/2000	Falco	D24/106
D435,645 S	12/2000	Westerdal	
D437,048 S	1/2001	Hirshfeld	
D445,893 S	7/2001	Remer et al.	
6,425,398 B1	* 7/2002	Hirshfeld	128/864
6,484,726 B1	* 11/2002	Remer et al.	128/864
D471,625 S	* 3/2003	Falco	D24/106
D481,118 S	* 10/2003	Doty et al.	D24/106
6,659,103 B2	12/2003	Tiemens	
D492,991 S	7/2004	Chiang	
6,830,124 B2	12/2004	Chiang	
D500,529 S	1/2005	Moore	
6,938,621 B1	9/2005	Greenhaw et al.	
2006/0175722 A1	* 8/2006	Babcock et al.	264/41

**FOREIGN PATENT DOCUMENTS**

EM	000252424-0001	* 10/2005
GB	3006966	* 12/2002
GB	3011406	* 6/2003

\* cited by examiner

*Primary Examiner*—Carol Rademaker  
*Assistant Examiner*—Anna Burmeister  
(74) *Attorney, Agent, or Firm*—Butzel Long

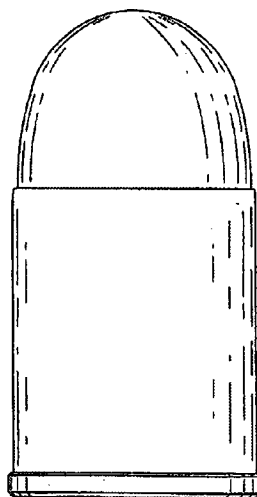
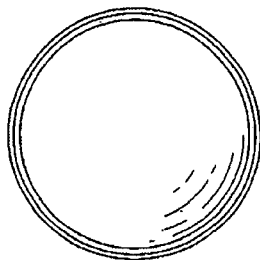
(57) **CLAIM**

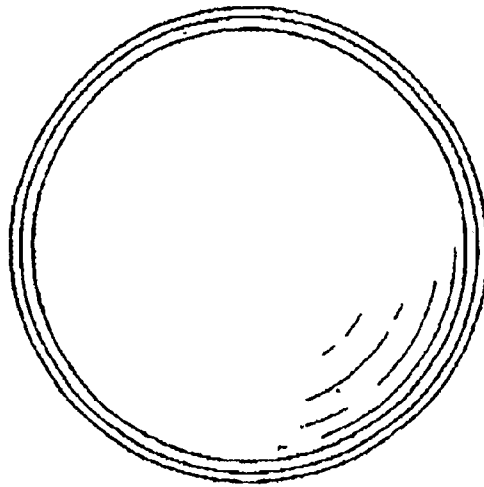
The ornamental design for an ear plug, as shown and described.

**DESCRIPTION**

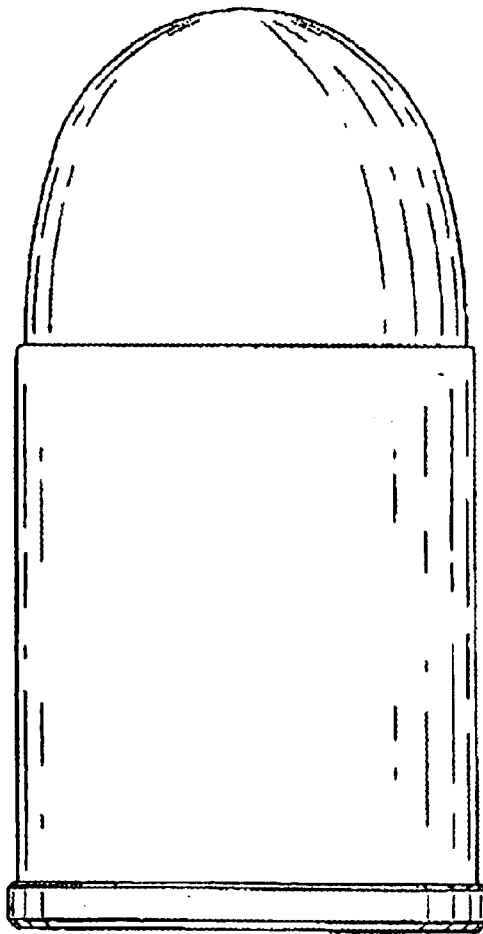
FIG. 1 is a top plan view of an ear plug of the present invention;  
FIG. 2 is a front elevational view thereof, the rear left side, and right side elevational views being identical;  
FIG. 3 is a bottom plan view thereof; and,  
FIG. 4 is a top, front perspective view thereof.  
The broken lines shown in the drawings are for environmental purposes only and form no part of the claimed design.

**1 Claim, 2 Drawing Sheets**

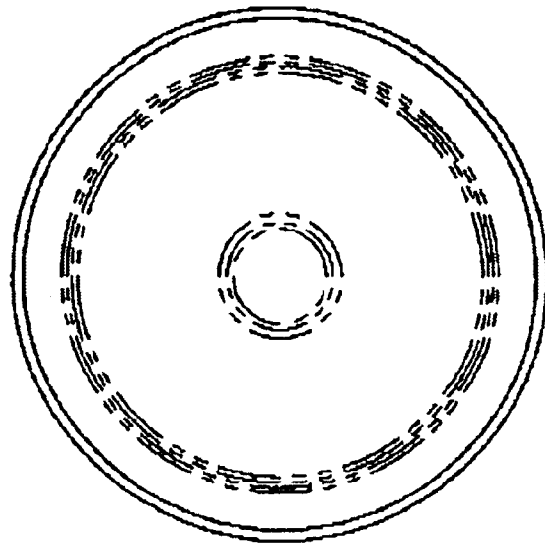




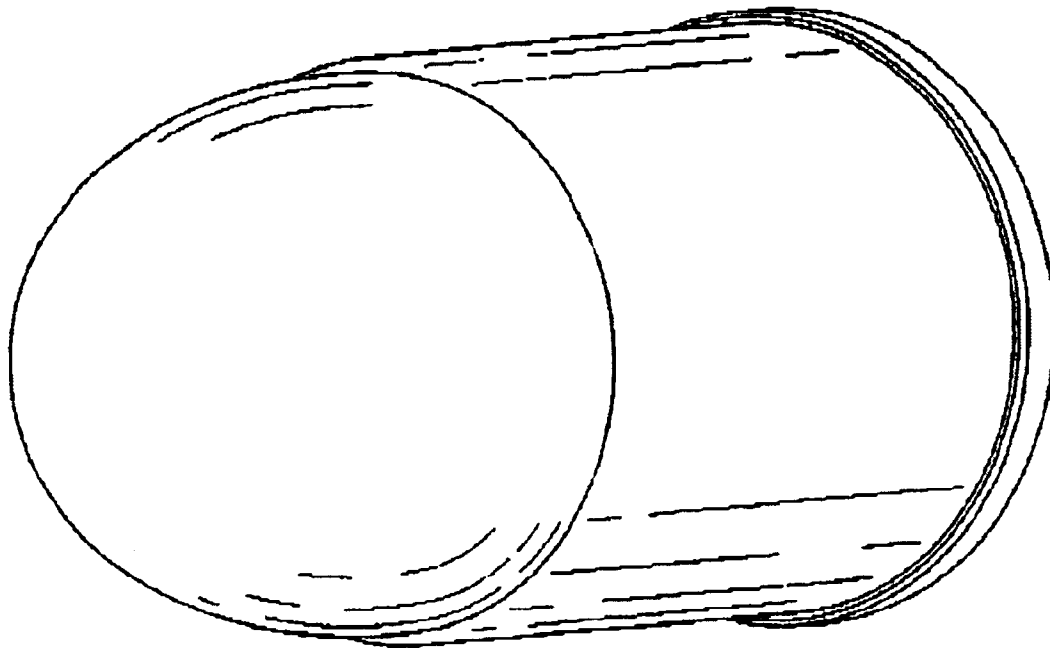
*Fig. 1*



*Fig. 2*



*Fig. 3*



*Fig. 4*