

**(12) STANDARD PATENT**  
**(19) AUSTRALIAN PATENT OFFICE**

(11) Application No. **AU 2010271918 B2**

- (54) Title  
**Mobile communication system, mobile station and radio base station**
- (51) International Patent Classification(s)  
**H04W 12/04** (2009.01)
- (21) Application No: **2010271918** (22) Date of Filing: **2010.07.02**
- (87) WIPO No: **WO11/007686**
- (30) Priority Data
- |                    |                   |              |
|--------------------|-------------------|--------------|
| (31) Number        | (32) Date         | (33) Country |
| <b>2009-168130</b> | <b>2009.07.16</b> | <b>JP</b>    |
- (43) Publication Date: **2011.01.20**  
(44) Accepted Journal Date: **2013.11.07**
- (71) Applicant(s)  
**NTT DOCOMO, INC.**
- (72) Inventor(s)  
**Iwamura, Mikio;Hapsari, Wuri Andarmawanti**
- (74) Agent / Attorney  
**Spruson & Ferguson, L 35 St Martins Tower 31 Market St, Sydney, NSW, 2000**
- (56) Related Art  
**3GPP TS 33.401 V9.0.0: "Technical Specification Group Services and System Aspects; 3GPP System Architecture Evolution (SAE): Security Architecture (Release 9), June 2009**  
**US 7418043 B2 (SHATTIL) 26 August 2008**  
**FUJITSU: "Anchor component carrier", 3GPP TSG-RAN1 #57, R1-091966, San Francisco, USA, 4 - 8 May 2009**  
**3GPP TS 36.300 V8.9.0: "Technical Specification Group Radio Access Network; Evolved Universal Terrestrial Radio Access (E-UTRA) and Evolved Universal Terrestrial Radio Access Network (EUTRAN); Stage 2 (Release 8), June 2009**

(12) 特許協力条約に基づいて公開された国際出願

(19) 世界知的所有権機関  
国際事務局



(43) 国際公開日  
2011 年 1 月 20 日(20.01.2011)

PCT

(10) 国際公開番号  
**WO 2011/007686 A1**

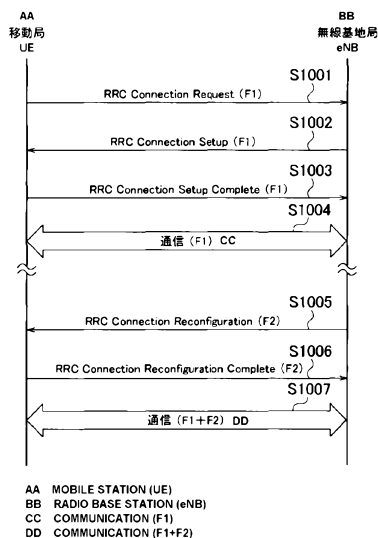
- (51) 国際特許分類:  
H04W 12/04 (2009.01)
- (21) 国際出願番号: PCT/JP2010/061352
- (22) 国際出願日: 2010 年 7 月 2 日(02.07.2010)
- (25) 国際出願の言語: 日本語
- (26) 国際公開の言語: 日本語
- (30) 優先権データ:  
特願 2009-168130 2009 年 7 月 16 日(16.07.2009) JP
- (71) 出願人 (米国を除く全ての指定国について): 株式会社エヌ・ティ・ティ・ドコモ(NTT DOCOMO, INC.) [JP/JP]; 〒1006150 東京都千代田区永田町二丁目 1 1 番 1 号 Tokyo (JP).
- (72) 発明者; および
- (75) 発明者/出願人 (米国についてのみ): 岩村 幹生 (IWAMURA, Mikio) [JP/JP]; 〒1006150 東京都千代田区永田町二丁目 1 1 番 1 号 山王パークタワー 株式会社エヌ・ティ・ティ・ドコモ 知的財産部内 Tokyo (JP), ハプサリ ウリ アンダルマワンティ (HAPSARI, Wuri Andarmawanti) [ID/JP]; 〒1006150 東京都千代田区永田町二丁目 1 1 番 1 号 山王パークタワー 株式会社エヌ・ティ・ティ・ドコモ 知的財産部内 Tokyo (JP).
- (74) 代理人: 三好 秀和, 外(MIYOSHI, Hidekazu et al.); 〒1050001 東京都港区虎ノ門一丁目 2 番 8 号 虎ノ門琴平タワー Tokyo (JP).
- (81) 指定国 (表示のない限り、全ての種類の国内保護が可能): AE, AG, AL, AM, AO, AT, AU, AZ, BA, BB, BG, BH, BR, BW, BY, BZ, CA, CH, CL, CN, CO, CR, CU, CZ, DE, DK, DM, DO, DZ, EC, EE, EG, ES, FI, GB, GD, GE, GH, GM, GT, HN, HR, HU, ID, IL, IN, IS, KE, KG, KM, KN, KP, KR, KZ, LA, LC, LK, LR, LS, LT, LU, LY, MA, MD, ME, MG, MK, MN, MW, MX, MY, MZ, NA, NG, NI, NO, NZ, OM, PE, PG, PH, PL, PT, RO, RS, RU, SC, SD, SE, SG, SK, SL, SM, ST, SV, SY, TH, TJ, TM, TN, TR, TT, TZ, UA, UG, US, UZ, VC, VN, ZA, ZM, ZW.
- (84) 指定国 (表示のない限り、全ての種類の広域保護が可能): ARIPO (BW, GH, GM, KE, LR, LS, MW, MZ, NA, SD, SL, SZ, TZ, UG, ZM, ZW), ユーラシア (AM, AZ, BY, KG, KZ, MD, RU, TJ, TM), ヨーロッパ (AL, AT, BE, BG, CH, CY, CZ, DE, DK, EE, ES, FI, FR, GB, GR, HR, HU, IE, IS, IT, LT, LU, LV, MC, MK, MT, NL, NO, PL, PT, RO, SE, SI, SK, SM, TR), OAPI (BF, BJ, CF, CG, CI, CM, GA, GN, GQ, GW, ML, MR, NE, SN, TD, TG).

[続葉有]

(54) Title: MOBILE COMMUNICATION SYSTEM, MOBILE STATION AND RADIO BASE STATION

(54) 発明の名称: 移動通信システム、移動局及び無線基地局

[図6]



(57) Abstract: A mobile communication system wherein a mobile station (UE) is configured to simultaneously use a plurality of frequency carriers to communicate with a radio base station (eNB) and wherein the mobile station (UE) is also configured to apply the same key (KeNB) to all of the plurality of frequency carriers, thereby performing a communication security processing.

(57) 要約: 本発明に係る移動通信システムは、移動局UEが、無線基地局eNBとの間で、複数の周波数キャリアを同時に用いて通信を行うように構成されている移動通信システムであって、移動局UEは、複数の周波数キャリアの全てに対して同じ鍵KeNBを適用して通信のセキュリティ処理を行うように構成されている。

WO 2011/007686 A1

添付公開書類:

— 国際調査報告 (条約第 21 条(3))

## DESCRIPTION

### MOBILE COMMUNICATION SYSTEM, MOBILE STATION, AND RADIO BASE STATION

#### TECHNICAL FIELD

- 5 [0001] The present invention relates to a mobile communication system, a mobile station, and a radio base station.

#### BACKGROUND ART

- 10 [0002] In a mobile communication system employing an LTE (Long Term Evolution)-Advanced scheme which is a next-generation communication scheme of an LTE scheme, it is possible to use a technology called "Carrier Aggregation" in which a mobile station UE communicates with a radio base station eNB by simultaneously using a plurality of frequency carriers.

- 15 [0003] The frequency carriers constituting the "Carrier Aggregation" are called "Component Carriers".

- [0004] Each "Component Carrier" may also serve as an independent LTE cell. That is, it may be possible to perform the "Carrier Aggregation" employing the  
20 LTE cell, which uses different frequency carriers, as "Component Carriers".

- [0005] Consequently, in the LTE-Advanced scheme, based on the "Carrier Aggregation", it is possible to perform communication by simultaneously using a plurality of LTE cells using different frequency carriers.

25

- [0006] Here, in the LTE scheme, a key KeNB used in a radio security process depends on both PCI (Physical Cell Identity, a physical cell ID) and "E-ARFCN (E-UTRA Absolute Radio Frequency Channel Number, a frequency code)" of a cell in communication.

30

- [0007] This is for using a key generation function KDF (Key Derivation Function) using the PCI and the E-ARFCN as parameters when generating the key KeNB.

- 35 [0008] Furthermore, the key KeNB is generated from a master key KASME

different for each mobile station UE. Therefore, in the LTE scheme, the key KeNB is a cell specific key and a mobile station UE specific key.

#### SUMMARY OF THE INVENTION

5 [0009] However, in the LTE-Advanced mobile communication system, the radio security process in the "Carrier Aggregation" has not been defined.

[0010] Therefore, the present invention has been achieved in view of the above described problems, and an object thereof is to provide a mobile communication  
10 system, a mobile station, and a radio base station, capable of appropriately performing a radio security process in "Carrier Aggregation".

[0011] A gist of a first characteristic of the present invention is a mobile communication system in which a mobile station is configured to communicate with  
15 a radio base station by using a plurality of frequency carriers, in which the mobile station is configured to perform a security process of communication by applying a same key to all of the plurality of frequency carriers, and the mobile station is configured to generate the key based on a physical cell ID and a frequency code of any one of the plurality of frequency carriers.

20

[0012] A gist of a second characteristic of the present invention is a mobile station, comprising a communication unit configured to communicate with a radio base station by simultaneously using a plurality of frequency carriers, and comprising a key generation unit configured to generate the key based on a physical cell ID and a  
25 frequency code of any one of the plurality of frequency carriers, in which the communication unit is configured to perform a security process of communication by applying a same key to all of the plurality of frequency carriers.

[0013] A gist of a third characteristic of the present invention is a radio base station  
30 comprising: a communication unit configured to communicate with a mobile station by simultaneously using a plurality of frequency carriers, and comprising a key generation unit configured to generate the key based on a physical cell ID and a frequency code of any one of the plurality of frequency carriers, in which the

2a

communication unit is configured to perform a security process of communication by applying a same key to all of the plurality of frequency earners.

[0014] As described above, according to the present invention, it is possible to provide a mobile communication system, a mobile station, and a radio base station, capable of appropriately performing a radio security process in "Carrier Aggregation".

5

## **BRIEF DESCRIPTION OF THE DRAWINGS**

[0015] [Fig. 1] Fig. 1 is a diagram showing the entire configuration of a mobile communication system according to a first embodiment of the present invention.

[Fig. 2] Fig. 2 is a protocol stack diagram of the mobile communication  
10 system according to the first embodiment of the present invention.

[Fig. 3] Fig. 3 is a diagram explaining an example in which three PDCP-SDUs are transmitted in a mobile communication system according to the first embodiment of the present invention.

[Fig. 4] Fig. 4 is a functional block diagram of a mobile station according  
15 to the first embodiment of the present invention.

[Fig. 5] Fig. 5 is a functional block diagram showing a radio base station according to the first embodiment of the present invention.

[Fig. 6] Fig. 6 is a sequence diagram showing an operation of the mobile communication system according to the first embodiment of the present  
20 invention.

## **BEST MODES FOR CARRYING OUT THE INVENTION**

[0016] (Mobile communication system according to first embodiment of the present invention)

25 With reference to Fig. 1 to Fig. 3, the mobile communication system according to the first embodiment of the present invention will be described.

[0017] The mobile communication system according to the present embodiment is an LTE-Advanced mobile communication system. In the mobile  
30 communication system, it is possible for a mobile station UE to communicate with a radio base station eNB by simultaneously using a plurality of frequency carriers, that is, "Carrier Aggregation" is available.

[0018] In the present embodiment, as illustrated in Fig. 1, it is possible for the  
35 mobile station UE to perform communication by simultaneously using a

frequency carrier F1 in a cell #1 specified by "PCI (Physical Cell ID) = 1", a frequency carrier F2 in a cell #2 specified by "PCI = 2", and a frequency carrier F3 in a cell #3 specified by "PCI = 3".

5 [0019] Here, it is assumed that all the cell #1 to the cell #3 are cells subordinate to the radio base station eNB. In addition, the cell #1 to the cell #3 may also be independent LTE cells, respectively.

10 [0020] As illustrated in Fig. 2, in the mobile communication system according to the present embodiment, the mobile station UE and the radio base station eNB have a physical (PHY) layer function, an MAC (Media Access Control) layer function, an RLC (Radio Link Control) layer function, and a PDCP (Packet Data Convergence Protocol) layer function.

15 [0021] The PDCP layer function is configured to perform a radio security process in communication between the mobile station UE and the radio base station eNB.

20 [0022] Furthermore, the RLC layer function is configured to perform retransmission control in an RLC layer, and the MAC layer function is configured to perform HARQ retransmission control.

25 [0023] Fig. 3 illustrates an example in which three PDCP-SDUs #1 to #3 are transmitted.

[0024] As illustrated in Fig. 3, firstly, the PDCP layer function performs a encryption process with respect to PDCP-SDUs #1 to #3 of a U-plane to generate PDCP-PDUs #1 to #3, and hands over the PDCP-PDUs #1 to #3 to the RLC layer function.

30 [0025] Meanwhile, in addition to the encryption process, the PDCP layer function adds an MAC-I for an integrity protection process to PDCP-SDUs #1 to #3 of a C-plane to generate PDCP-PDUs #1 to #3, and hands over the PDCP-PDUs #1 to #3 to the RLC layer function.

35

[0026] Secondly, the RLC layer function performs a segmentation process (Segmentation) or a concatenation process (Concatenation) in order to generate RLC-PDUs #1 to #4 of TBS (Transmission Block Size) specified by scheduler, thereby adding RLC headers.

5

[0027] In addition, when the RLC layer function is being activated in an AM mode, the RLC layer function performs retransmission control in the RLC layer.

[0028] Thirdly, the RLC layer function hands over the generated RLC-PDUs #1 to #4 to the MAC layer function.

10

[0029] Fourthly, the MAC layer function adds MAC headers to the RLC-PDUs #1 to #4 to generate MAC-PDUs #1 to #4, and transmits the MAC-PDUs #1 to #4 to the physical layer function by using HARQ retransmission control.

15

[0030] As illustrated in Fig. 4, the mobile station UE includes an acquisition unit 11, a key generation unit 12, and a communication unit 13.

[0031] The acquisition unit 11 is configured to acquire "PCI" for designating each cell subordinate to the radio base station eNB, and "E-ARFCN (E-UTRA Absolute Radio Frequency Channel Number)" for designating a frequency carrier used in each cell from the radio base station eNB.

20

[0032] The key generation unit 12 is configured to generate a key KeNB based on the "PCI" and the "E-ARFCN" acquired by the acquisition unit 11.

25

[0033] For example, the key generation unit 12 may also be configured to generate the key KeNB by a key generation function KDF (the PCI and the E-ARFCN).

30

[0034] Here, the key KeNB is a key for generating keys (KUPenc, KRRCenc, and KRRCint) used in the radio security process in the PDCP layer function.

[0035] The KUPenc is a key for the encryption process of the U-plane, the KRRCenc is a key for the encryption process of the C-plane, and the KRRCint is

35

a key for the integrity protection process of the C-plane, wherein all these keys are generated from the key KeNB.

[0036] In addition, when the "Carrier Aggregation" is used, the key generation unit 12 is configured to generate one key KeNB to be applied to all of a plurality of frequency carriers.

[0037] Furthermore, when the "Carrier Aggregation" is used, the key generation unit 12 is configured to generate a set of keys (KUPenc, KRRCenc, and KRRCint), which are to be applied to all of the plurality of frequency carriers, with respect also to the keys (KUPenc, KRRCenc, and KRRCint) used in the radio security process in the PDCP layer function.

[0038] That is, when the "Carrier Aggregation" is used, the key generation unit 12 is configured to generate the key KeNB based on "PCI" and "E-ARFCN" of any one of the plurality of frequency carriers, specifically, based on "PCI" and "E-ARFCN" of "Anchor Carrier".

[0039] Here, one "Anchor Carrier" is determined from the plurality of frequency carriers constituting the "Carrier Aggregation".

[0040] For example, the "Anchor Carrier" is set to the mobile station UE from the radio base station eNB at the time of "Connection Setup", at the time of "Security Mode Command", at the time of "Reconfiguration", at the time of "Intra-RAT Handover", at the time of "Inter-RAT Handover", at the time of "Re-establishment" and the like.

[0041] Otherwise, the "Anchor Carrier" may also be determined as a frequency carrier by which the mobile station UE has initially established an RRC connection.

[0042] In addition, when the "Anchor Carrier" is changed, the key generation unit 12 may also be configured to generate the above-mentioned key KeNB again based on "PCI" and "E-ARFCN" of the changed "Anchor Carrier".

[0043] When the "Anchor Carrier" is changed, an intra-eNB handover may be activated from the radio base station eNB. When the intra-eNB handover is instructed, the mobile station UE may change the "Anchor Carrier", and simultaneously update the key KeNB, and perform a reset process with respect to PHY, MAC, and RLC layers similar to an LTE handover.

[0044] The communication unit 13 is configured by the above-mentioned physical (PHY) layer function, MAC layer function, RLC layer function, and PDCP layer function, and is configured to communicate with the radio base station eNB by simultaneously using the plurality of frequency carriers.

[0045] In addition, algorithms of the encryption process and the integrity protection process used in the PDCP layer are configured to be the same in each of the plurality of frequency carriers.

[0046] The algorithm to be used is set to the mobile station UE from the radio base station eNB at the time of "Security Mode Command", at the time of "Reconfiguration", at the time of "Intra-RAT Handover", at the time of "Inter-RAT Handover", at the time of "Re-establishment" and the like.

[0047] As illustrated in Fig. 5, the radio base station eNB includes a key generation unit 21 and a communication unit 22. Here, the key generation unit 21 has the same function as that of the key generation unit 12 illustrated in Fig. 4, and the communication unit 22 has the same function as that of the communication unit 13 illustrated in Fig. 4.

[0048] Hereinafter, with reference to Fig. 6, the operation of the mobile communication system according to the present embodiment will be described.

[0049] As illustrated in Fig. 6, in step S1001, the mobile station UE transmits "RRC Connection Request" for requesting the establishment of communication (an RRC (Radio Resource Control) connection) between the mobile station UE and a cell #1 to the radio base station eNB.

[0050] In step S1002, the radio base station eNB transmits "RRC Connection

Setup” for the “RRC Connection Request”, which has been received in step S1001, to the mobile station UE.

5 [0051] In step S1003, the mobile station UE transmits “RRC Connection Setup Complete” to the radio base station eNB.

[0052] As a consequence, in step S1004, an RRC connection using a frequency carrier F1 is established between the mobile station UE and the radio base station eNB, and communication via the RRC connection starts.

10

[0053] Then, in step S1005, the radio base station eNB transmits “RRC Connection Reconfiguration” based on the RRC connection, which has been established using the frequency carrier F1, to the mobile station UE.

15 [0054] The “RRC Connection Reconfiguration” is for setting the addition of a frequency carrier F2 as a radio resource used in communication.

[0055] In step S1006, the mobile station UE transmits “RRC Connection Reconfiguration Complete” to the radio base station eNB.

20

[0056] As a consequence, in step S1007, communication simultaneously using the frequency carrier F1 and the frequency carrier F2 starts between the mobile station UE and the radio base station eNB.

25 [0057] Simultaneously, another frequency carrier is added, so that it is possible to perform communication simultaneously using three or more frequency carriers. Furthermore, it is possible to release some frequency carriers during communication, or change the number of frequency carriers.

30 [0058] In general, in the LTE-Advanced mobile communication system, when a remaining error exists in the HARQ retransmission control, retransmission control in the RLC layer is performed.

35 [0059] Here, in retransmission in the RLC layer, RLC-PDU may be retransmitted by “Component Carrier” different from that in initial

transmission.

[0060] However, the RLC-PDU includes one or more PDCP-PDUs after a encryption process. Therefore, in the case of using a key KeNB depending on  
5 each frequency carrier by following the LTE scheme, the followings are considered.

[0061] When the RLC-PDU is to be retransmitted using "Component Carrier" different from that in initial transmission, it is assumed that the cipher of the  
10 PDCP layer should be released once, a encryption process corresponding to the "Component Carrier" used in retransmission should be performed again, and the RLC-PDU should be regenerated.

[0062] Furthermore, in the LTE-Advanced mobile communication system,  
15 when segments of the PDCP-PDU are transmitted through connections using different "Component Carriers", it is assumed to be very difficult for a reception side to perform a decoding process of the PDCP-PDU because keys used in a encryption process are different for each received segment of the PDCP-PDU.

[0063] However, in accordance with the mobile communication system  
20 according to the present invention, one key KeNB is used for a plurality of "Component Carriers" forming an RRC connection, so that it is possible to avoid the above-mentioned problems.

[0064] The above-mentioned characteristics of this embodiment may be  
25 expressed as follows.

[0065] A first characteristic of the present embodiment is summarized in that a mobile communication system in which a mobile station UE is configured to  
30 communicate with a radio base station eNB by simultaneously using a plurality of frequency carriers, wherein the mobile station UE is configured to perform a security process of communication by applying the same key KeNB to all the frequency carriers.

[0066] In the first characteristic of the present embodiment, the mobile station  
35

UE may also be configured to generate the key KeNB based on “PCI (a physical cell ID)” and “E-ARFCN (a frequency code)” of “Anchor Carrier (any one of the plurality of frequency carriers)”.

5 [0067] In the first characteristic of the present embodiment, the same algorithm of a security process (a encryption process and an integrity prevention process) may also be configured to be used for all the above-mentioned frequency carriers.

10 [0068] In the first characteristic of the present embodiment, the “Anchor Carrier” may also be specified by the radio base station.

[0069] In the first characteristic of the present embodiment, when the “Anchor Carrier” is changed by the radio base station eNB, the mobile station UE may  
15 also be configured to generate the above-mentioned key KeNB based on “PCI” and “E-ARFCN” of the changed “Anchor Carrier”.

[0070] A second characteristic of the present embodiment is summarized in that a mobile station UE includes a communication unit 13 configured to  
20 communicate with a radio base station eNB by simultaneously using a plurality of frequency carriers, wherein the communication unit 13 is configured to perform a security process of communication by applying the same key KeNB to all the frequency carriers.

25 [0071] In the second characteristic of the present embodiment, the mobile station UE may also include the key generation unit 12 configured to generate the key KeNB based on “PCI” and “E-ARFCN” of “Anchor Carrier”.

[0072] In the second characteristic of the present embodiment, the  
30 communication unit 13 may also be configured to use the same algorithm of a security process (a encryption process and an integrity prevention process) for all the above-mentioned frequency carriers.

[0073] In the second characteristic of the present embodiment, the “Anchor  
35 Carrier” may also be specified by the radio base station eNB.

[0074] In the second characteristic of the present embodiment, when the “Anchor Carrier” is changed by the radio base station eNB, the key generation unit 12 may also be configured to generate the above-mentioned key KeNB based on “PCI” and “E-ARFCN” of the changed “Anchor Carrier”.

[0075] A third characteristic of the present embodiment is summarized in that a radio base station eNB includes a communication unit 22 configured to communicate with a mobile station UE by simultaneously using a plurality of frequency carriers, wherein the communication unit 22 is configured to perform a security process of communication by applying the same key KeNB to all the frequency carriers.

[0076] In the third characteristic of the present embodiment, the mobile station UE may also include the key generation unit 21 configured to generate the key KeNB based on “PCI” and “E-ARFCN” of “Anchor Carrier”.

[0077] In the third characteristic of the present embodiment, the communication unit 22 may also be configured to use the same algorithm of a security process (a encryption process and an integrity prevention process) for all the above-mentioned frequency carriers.

[0078] In the third characteristic of the present embodiment, when the “Anchor Carrier” is changed, the key generation unit 21 may also be configured to generate the above-mentioned key KeNB based on “PCI” and “E-ARFCN” of the changed “Anchor Carrier”.

[0079] It is noted that the operation of the above-described the radio base station eNB or the mobile station UE may be implemented by a hardware, may also be implemented by a software module executed by a processor, and may further be implemented by the combination of the both.

[0080] The software module may be arranged in a storage medium of an arbitrary format such as RAM(Random Access Memory), a flash memory, ROM (Read Only Memory), EPROM (Erasable Programmable ROM), EEPROM

(Electronically Erasable and Programmable ROM), a register, a hard disk, a removable disk, and CD-ROM.

[0081] The storage medium is connected to the processor so that the processor  
5 can write and read information into and from the storage medium. Such a  
storage medium may also be accumulated in the processor. The storage  
medium and processor may be arranged in ASIC. Such the ASIC may be  
arranged in the radio base station eNB or the mobile station UE. Further,  
such a storage medium or a processor may be arranged, as a discrete component,  
10 in the radio base station eNB or the mobile station UE.

[0082] Thus, the present invention has been explained in detail by using the  
above-described embodiments; however, it is obvious that for persons skilled in  
the art, the present invention is not limited to the embodiments explained  
15 herein. The present invention can be implemented as a corrected and modified  
mode without departing from the gist and the scope of the present invention  
defined by the claims. Therefore, the description of the specification is  
intended for explaining the example only and does not impose any limited  
meaning to the present invention.

The claims defining the invention are as follows:

[Claim 1]

A mobile communication system in which a mobile station is configured to communicate with a radio base station by using a plurality of frequency carriers, wherein

the mobile station is configured to perform a security process of communication by applying a same key to all of the plurality of frequency carriers,

wherein the mobile station is configured to generate the key based on a physical cell ID and a frequency code of anyone of the plurality of frequency carriers.

[Claim 2]

The mobile communication system according to claim 1, wherein a same algorithm of the security process is applied to all of the plurality of frequency carriers.

[Claim 3]

The mobile communication system according to claim 1, wherein any one of the plurality of frequency carriers is an anchor carrier specified by the radio base station.

[Claim 4]

The mobile communication system according to claim 3, wherein, when the anchor carrier is changed by the radio base station, the mobile station is configured to generate the key based on a physical cell ID and a frequency code of the changed anchor carrier.

[Claim 5]

A mobile station, comprising a communication unit configured to communicate with a radio base station by simultaneously using a plurality of frequency carriers, and comprising a key generation unit configured to generate the key based on a physical cell ID and a frequency code of any one of the

plurality of frequency carriers, wherein

the communication unit is configured to perform a security process of communication by applying a same key to all of the plurality of frequency carriers.

[Claim 6]

The mobile station according to claim 5, wherein the communication unit is configured to use a same algorithm of the security process for all of the plurality of frequency carriers.

[Claim 7]

The mobile station according to claim 5, wherein anyone of the plurality of frequency carriers is an anchor carrier specified by the radio base station.

[Claim 8]

The mobile station according to claim 7, wherein, when the anchor carrier is changed by the radio base station, the key generation unit is configured to generate the key based on a physical cell ID and a frequency code of the changed anchor carrier.

[Claim 9]

A radio base station comprising: a communication unit configured to communicate with a mobile station by simultaneously using a plurality of frequency carriers, and comprising: a key generation unit configured to generate the key based on a physical cell ID and a frequency code of any one of the plurality of frequency carriers, wherein

the communication unit is configured to perform a security process of communication by applying a same key to all of the plurality of frequency carriers.

[Claim 10]

The radio base station according to claim 9, wherein the communication unit is configured to use a same algorithm of the security process for all of the plurality of frequency carriers.

[Claim 11]

The radio base station according to claim 9, wherein anyone of the plurality of frequency carriers is an anchor carrier specified by the radio base station.

[Claim 12]

The radio base station according to claim 11, wherein, when the anchor carrier is changed, the key generation unit is configured to generate the key based on a physical cell ID and a frequency code of the changed anchor carrier.

**Dated 8 February, 2012**

**NTT DOCOMO, INC.**

**Patent Attorneys for the Applicant/Nominated Person**

**SPRUSON & FERGUSON**

1/4

FIG. 1

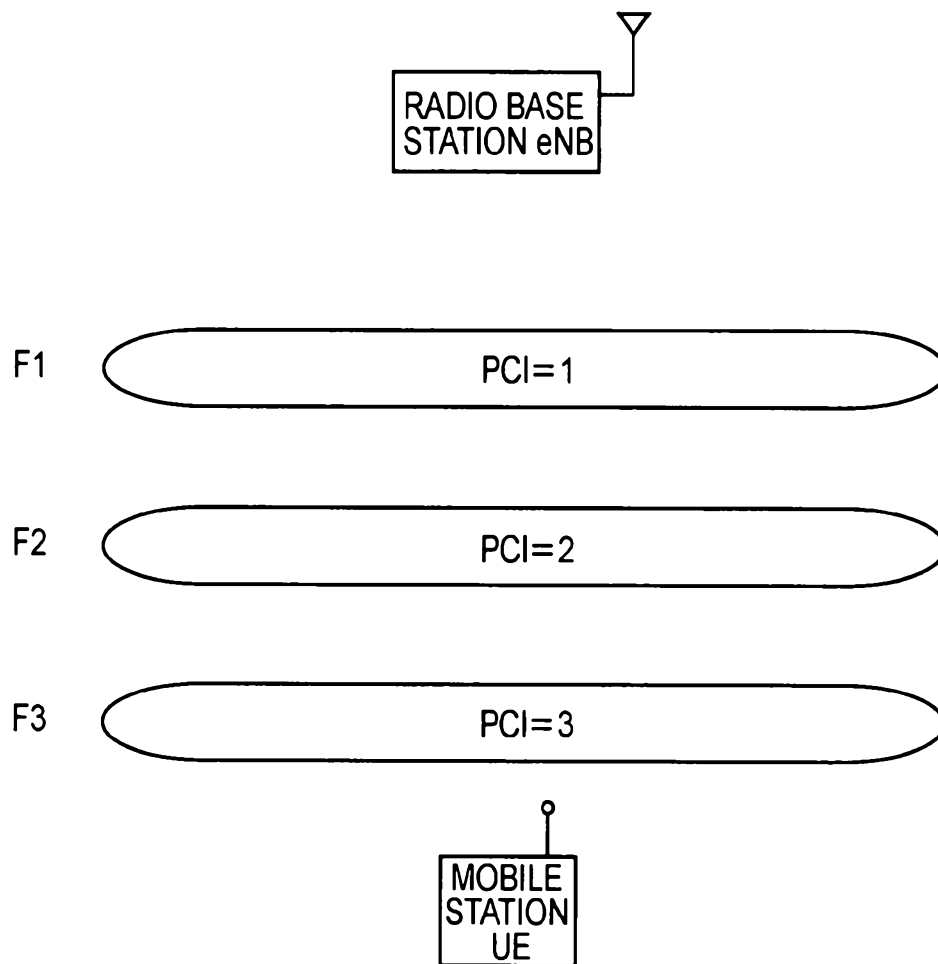


FIG. 2

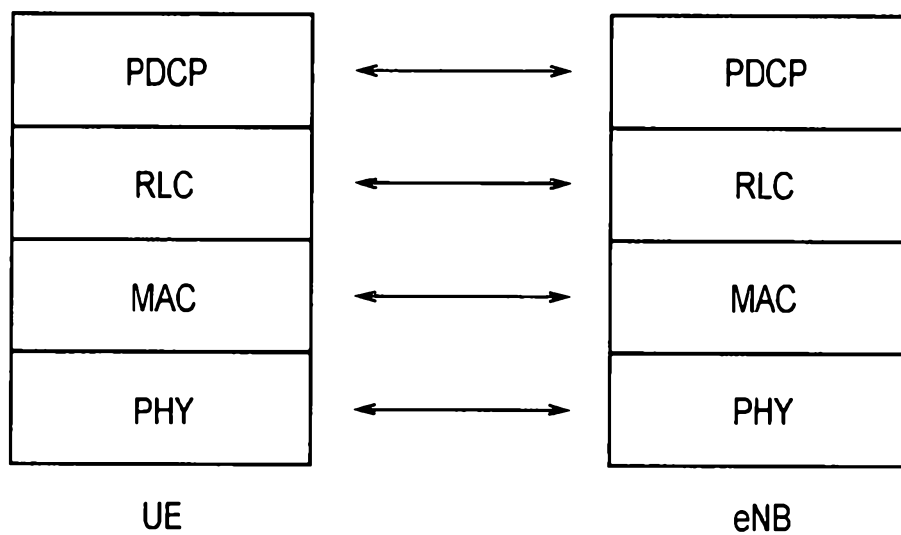


FIG. 3

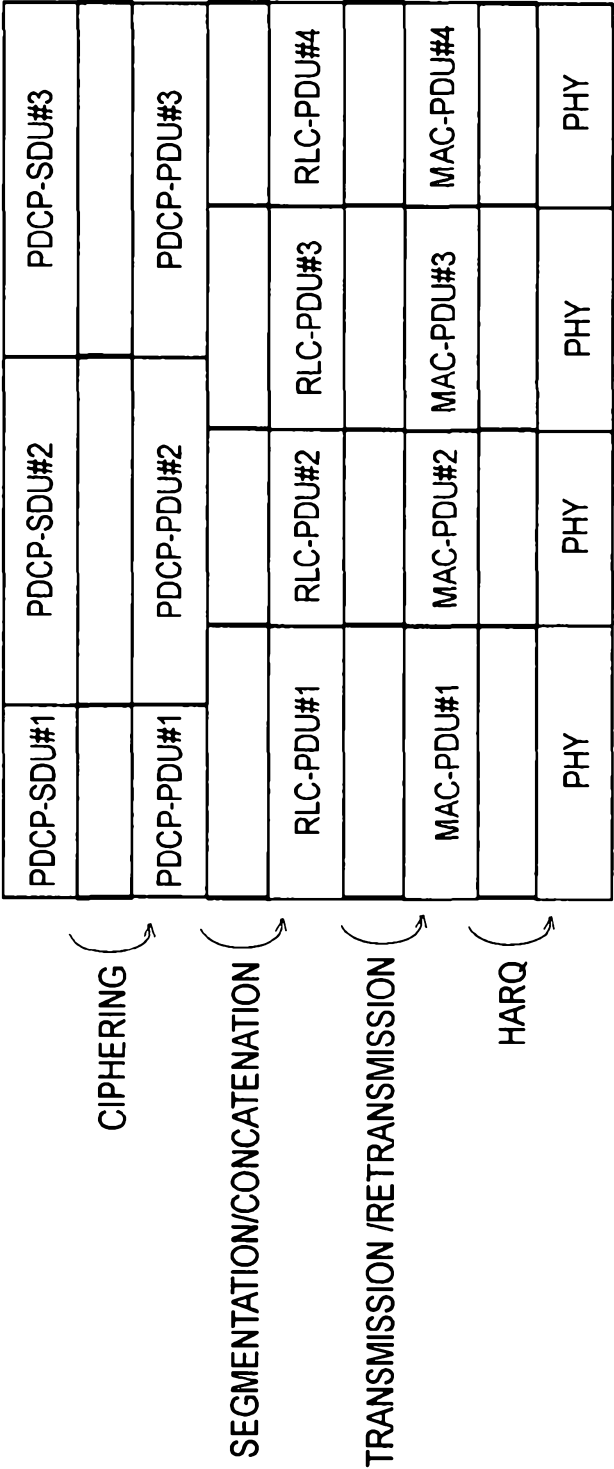


FIG. 4

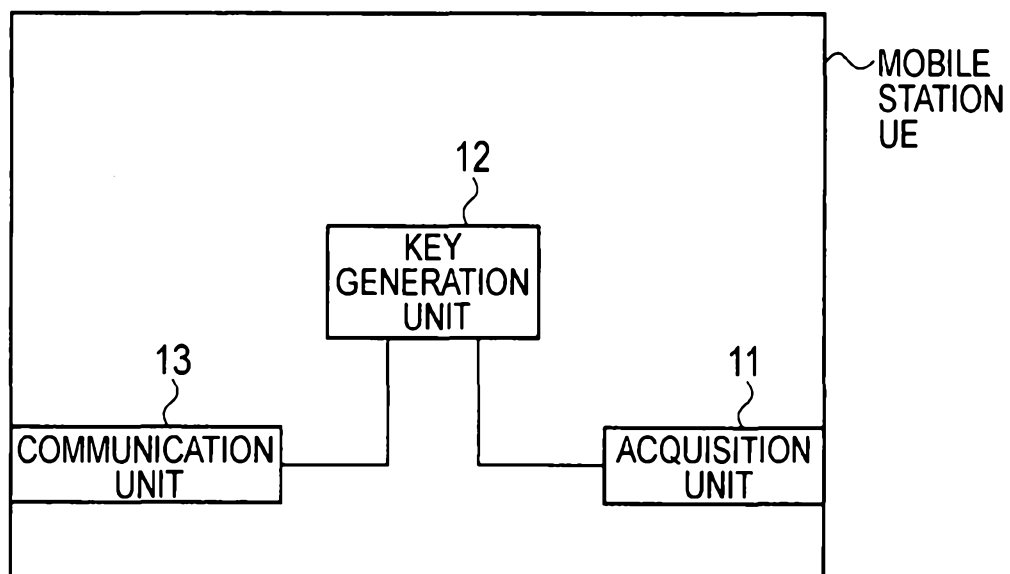


FIG. 5

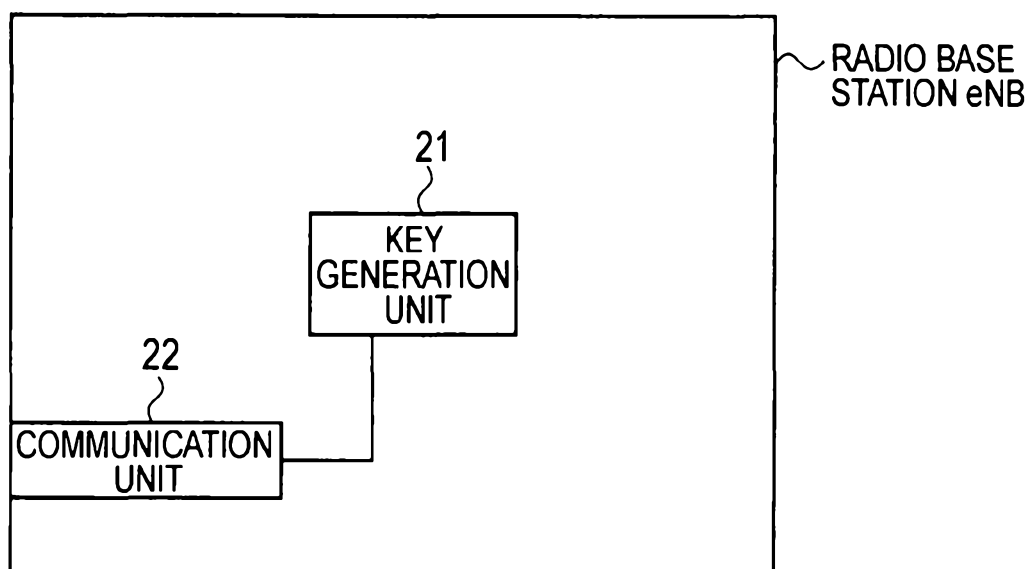


FIG. 6

