



INTERNATIONAL APPLICATION PUBLISHED UNDER THE PATENT COOPERATION TREATY (PCT)

<p>(51) International Patent Classification ⁶ : A61K 31/405, 31/445, 31/535, C07D 207/08, 207/09, 209/14, 295/104, 239/06, 401/06, 401/10, 401/14, 413/06, 413/08</p>	A1	<p>(11) International Publication Number: WO 99/21553</p> <p>(43) International Publication Date: 6 May 1999 (06.05.99)</p>
<p>(21) International Application Number: PCT/US98/22799</p> <p>(22) International Filing Date: 27 October 1998 (27.10.98)</p> <p>(30) Priority Data: 60/063,305 28 October 1997 (28.10.97) US 9809789.2 7 May 1998 (07.05.98) GB</p> <p>(71) Applicant (for all designated States except US): MERCK & CO., INC. [US/US]; 126 East Lincoln Avenue, Rahway, NJ 07065 (US).</p> <p>(72) Inventors; and (75) Inventors/Applicants (for US only): CHU, Lin [US/US]; 126 East Lincoln Avenue, Rahway, NJ 07065 (US). GOULET, Mark, T. [US/US]; 126 East Lincoln Avenue, Rahway, NJ 07065 (US). WALSH, Thomas, F. [US/US]; 126 East Lincoln Avenue, Rahway, NJ 07065 (US). WITKIN, Stephanie, L. [US/US]; 126 East Lincoln Avenue, Rahway, NJ 07065 (US). WYVRATT, Matthew, J. [US/US]; 126 East Lincoln Avenue, Rahway, NJ 07065 (US).</p> <p>(74) Common Representative: MERCK & CO., INC.; 126 East Lincoln Avenue, Rahway, NJ 07065 (US).</p>		<p>(81) Designated States: AL, AM, AU, AZ, BA, BB, BG, BR, BY, CA, CN, CU, CZ, EE, GD, GE, HR, HU, ID, IL, IS, JP, KG, KR, KZ, LC, LK, LR, LT, LV, MD, MG, MK, MN, MX, NO, NZ, PL, RO, RU, SG, SI, SK, SL, TJ, TM, TR, TT, UA, US, UZ, VN, YU, ARIPO patent (GH, GM, KE, LS, MW, SD, SZ, UG, ZW), Eurasian patent (AM, AZ, BY, KG, KZ, MD, RU, TJ, TM), European patent (AT, BE, CH, CY, DE, DK, ES, FI, FR, GB, GR, IE, IT, LU, MC, NL, PT, SE), OAPI patent (BF, BJ, CF, CG, CI, CM, GA, GN, GW, ML, MR, NE, SN, TD, TG).</p> <p>Published With international search report.</p>
<p>(54) Title: ANTAGONISTS OF GONADOTROPIN RELEASING HORMONE</p>		
<p>(57) Abstract</p> <p>There are disclosed compounds of formula (I) and pharmaceutically acceptable salts thereof which are useful as antagonists of GnRH and as such may be useful for the treatment of a variety of sex-hormone related and other conditions in both men and women.</p> <div style="text-align: center;"> <p style="text-align: right;">(I)</p> </div>		

FOR THE PURPOSES OF INFORMATION ONLY

Codes used to identify States party to the PCT on the front pages of pamphlets publishing international applications under the PCT.

AL	Albania	ES	Spain	LS	Lesotho	SI	Slovenia
AM	Armenia	FI	Finland	LT	Lithuania	SK	Slovakia
AT	Austria	FR	France	LU	Luxembourg	SN	Senegal
AU	Australia	GA	Gabon	LV	Latvia	SZ	Swaziland
AZ	Azerbaijan	GB	United Kingdom	MC	Monaco	TD	Chad
BA	Bosnia and Herzegovina	GE	Georgia	MD	Republic of Moldova	TG	Togo
BB	Barbados	GH	Ghana	MG	Madagascar	TJ	Tajikistan
BE	Belgium	GN	Guinea	MK	The former Yugoslav Republic of Macedonia	TM	Turkmenistan
BF	Burkina Faso	GR	Greece	ML	Mali	TR	Turkey
BG	Bulgaria	HU	Hungary	MN	Mongolia	TT	Trinidad and Tobago
BJ	Benin	IE	Ireland	MR	Mauritania	UA	Ukraine
BR	Brazil	IL	Israel	MW	Malawi	UG	Uganda
BY	Belarus	IS	Iceland	MX	Mexico	US	United States of America
CA	Canada	IT	Italy	NE	Niger	UZ	Uzbekistan
CF	Central African Republic	JP	Japan	NL	Netherlands	VN	Viet Nam
CG	Congo	KE	Kenya	NO	Norway	YU	Yugoslavia
CH	Switzerland	KG	Kyrgyzstan	NZ	New Zealand	ZW	Zimbabwe
CI	Côte d'Ivoire	KP	Democratic People's Republic of Korea	PL	Poland		
CM	Cameroon	KR	Republic of Korea	PT	Portugal		
CN	China	KZ	Kazakstan	RO	Romania		
CU	Cuba	LC	Saint Lucia	RU	Russian Federation		
CZ	Czech Republic	LI	Liechtenstein	SD	Sudan		
DE	Germany	LK	Sri Lanka	SE	Sweden		
DK	Denmark	LR	Liberia	SG	Singapore		
EE	Estonia						

TITLE OF THE INVENTION

ANTAGONISTS OF GONADOTROPIN RELEASING HORMONE

BACKGROUND OF THE INVENTION

5 The gonadotropin-releasing hormone (GnRH), also referred
to as luteinizing hormone-releasing hormone (LHRH), is a decapeptide
that plays a key role in human reproduction. The hormone is released
from the hypothalamus and acts on the pituitary gland to stimulate
the biosynthesis and secretion of luteinizing hormone (LH) and follicle-
10 stimulating hormone (FSH). LH released from the pituitary gland is
primarily responsible for the regulation of gonadal steroid production
in both sexes, whereas FSH regulates spermatogenesis in males and
follicular development in females. GnRH agonists and antagonists have
proven effective in the treatment of certain conditions which require
15 inhibition of LH/FSH release. In particular, GnRH-based therapies
have proven effective in the treatment of endometriosis, uterine fibroids,
polycystic ovarian disease, precocious puberty and several gonadal
steroid-dependent neoplasia, most notably cancers of the prostate, breast
and ovary. GnRH agonists and antagonists have also been utilized in
20 various assisted fertilization techniques and have been investigated
as a potential contraceptive in both men and women. They have also
shown possible utility in the treatment of pituitary gonadotrope
adenomas, sleep disorders such as sleep apnea, irritable bowel
syndrome, premenstrual syndrome, benign prostatic hyperplasia,
25 hirsutism, as an adjunct to growth hormone therapy in growth
hormone deficient children, and in murine models of lupus. The
compounds of the invention may also be used in combination with
bisphosphonates (bisphosphonic acids) and other agents, such as
growth hormone secretagogues, e.g. MK-0677, for the treatment and the
30 prevention of disturbances of calcium, phosphate and bone metabolism,
in particular, for the prevention of bone loss during therapy with the
GnRH antagonist, and in combination with estrogens, progestones,
antiestrogens, antiprogestins and/or androgens for the prevention or
treatment of bone loss or hypogonadal symptoms such as hot flashes
35 during therapy with the GnRH antagonist.

Additionally, a compound of the present invention may be co-administered with a 5α -reductase-2-inhibitor, such as finasteride or epristeride; a 5α -reductase-1-inhibitor such as 4,7 β -dimethyl-4-aza- 5α -cholestan-3-one, 3-oxo-4-aza-4,7 β -dimethyl-16 β -(4-chlorophenoxy)- 5α -
5 androstane, and 3-oxo-4-aza-4,7 β -dimethyl-16 β -(phenoxy)- 5α -androstane as disclosed in WO 93/23420 and WO 95/11254; dual inhibitors of 5α -reductase 1 and 5α -reductase 2 such as 3-oxo-4-aza-17 β -(2,5-trifluoromethylphenyl-carbamoyl)- 5α -androstane as disclosed in WO 95/07927; antiandrogens such as flutamide, casodex and cyproterone acetate, and
10 alpha-1 blockers such as prazosin, terazosin, doxazosin, tamsulosin, and alfuzosin.

Further, a compound of the present invention may be used in combination with growth hormone, growth hormone releasing hormone or growth hormone secretagogues, to delay puberty in growth
15 hormone deficient children, which will allow them to continue to gain height before fusion of the epiphyses and cessation of growth at puberty.

Current GnRH antagonists are GnRH-like decapeptides which are generally administered intravenously or subcutaneously presumably because of negligible oral activity. These have amino acid
20 substitutions usually at positions one, two, three, six and ten.

Non-peptide GnRH antagonists offer the possible advantage of oral administration. Non-peptide GnRH antagonists have been described in European Application 0 219 292 and in De, B. et al.,
J. Med. Chem., **32**, 2036-2038 (1989), in WO 95/28405, WO 95/29900 and
25 EP 0679642 all to Takeda Chemical Industries, Ltd. Additional non-peptide GnRH antagonists have been described in WO 97/21704, WO 97/21707, WO 97/21703 and WO 97/21435.

Substituted indoles known in the art include those described in the following patents and patent applications. US Patent
30 No. 5,030,640 discloses alpha-heterocyclic ethanol aminoalkyl indoles which are potent β -agonists. US Patent No. 4,544,663 discloses indolamine derivatives which are allegedly useful as male anti-fertility agents. WO 90/05721 discloses alpha-amino-indole-3-acetic acids useful as anti-diabetic, anti-obesity and anti-atherosclerotic agents. French
35 patent 2,181,559 discloses indole derivatives with sedative, neuroleptic,

analgesic, hypotensive, antiserotonin and adrenolytic activity. Belgian patent 879381 discloses 3-aminoalkyl-1H-indole-5-thioamide and carboxamide derivatives as cardiovascular agents used to treat hypertension, Raynaud's disease and migraine.

5

SUMMARY OF THE INVENTION

The present invention relates to compounds which are non-peptide antagonists of GnRH which can be used to treat a variety of sex-hormone related conditions in men and women, to methods for their preparation, and to methods and pharmaceutical compositions containing said compounds for use in mammals.

Because of their activity as antagonists of the hormone GnRH, the compounds of the present invention are useful to treat a variety of sex-hormone related conditions in both men and women. These conditions include endometriosis, uterine fibroids, polycystic ovarian disease, hirsutism, precocious puberty, gonadal steroid-dependent neoplasias such as cancers of the prostate, breast and ovary, gonadotrophe pituitary adenomas, sleep apnea, irritable bowel syndrome, premenstrual syndrome and benign prostatic hypertrophy. They are also useful as an adjunct to treatment of growth hormone deficiency and short stature, and for the treatment of systemic lupus erythematosus. Further, the compounds of the invention may be useful in *in vitro* fertilization and as contraceptives. The compounds may also be useful in combination with androgens, estrogens, progesterones, antiestrogens and antiprogestogens for the treatment of endometriosis, fibroids and in contraception. They may also be useful in combination with testosterone or other androgens or antiprogestogens in men as a contraceptive. The compounds may also be used in combination with an angiotensin-converting enzyme inhibitor such as Enalapril or Captopril, an angiotensin II-receptor antagonist such as Losartan or a renin inhibitor for the treatment of uterine fibroids. Additionally, the compounds of the invention may also be used in combination with bisphosphonates (bisphosphonic acids) and other agents, for the treatment and the prevention of disturbances of calcium, phosphate and bone metabolism, in particular, for the prevention of bone loss during

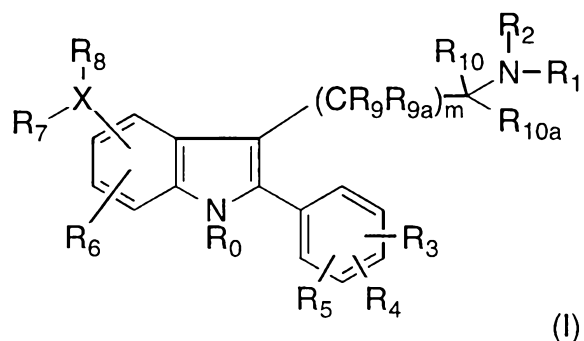
therapy with the GnRH antagonist, and in combination with estrogens, progesterones and/or androgens for the prevention or treatment of bone loss or hypogonadal symptoms such as hot flashes during therapy with the GnRH antagonist.

5 Additionally, a compound of the present invention may be co-administered with a 5 α -reductase-2-inhibitor, such as finasteride or epristeride; a 5 α -reductase-1-inhibitor such as 4,7 β -dimethyl-4-aza-5 α -cholestan-3-one, 3-oxo-4-aza-4,7 β -dimethyl-16 β -(4-chlorophenoxy)-5 α -androstane, and 3-oxo-4-aza-4,7 β -dimethyl-16 β -(phenoxy)-5 α -androstane
 10 as disclosed in WO 93/23420 and WO 95/11254; dual inhibitors of 5 α -reductase 1 and 5 α -reductase 2 such as 3-oxo-4-aza-17 β -(2,5-trifluoromethylphenyl-carbamoyl)-5 α -androstane as disclosed in WO 95/07927; antiandrogens such as flutamide, casodex and cyproterone acetate, and alpha-1 blockers such as prazosin, terazosin, doxazosin, tamsulosin,
 15 and alfuzosin.

 Further, a compound of the present invention may be used in combination with growth hormone, growth hormone releasing hormone or growth hormone secretagogues, to delay puberty in growth hormone deficient children, which will allow them to continue to gain
 20 height before fusion of the epiphyses and cessation of growth at puberty.

DETAILED DESCRIPTION OF THE INVENTION

The present invention relates to compounds of the general formula



25

wherein

- R₀ is hydrogen, C₁-C₆ alkyl, substituted C₁-C₆ alkyl, wherein the substituents are as defined below; aryl, substituted aryl, aralkyl or substituted aralkyl, wherein the substituents are as defined for R₃, R₄ and R₅;
- 5 R₁ and R₂ are independently hydrogen, C₁-C₆ alkyl, substituted C₁-C₆ alkyl, C₃-C₇ cycloalkyl, substituted C₃-C₇ cycloalkyl, a heterocyclic ring or bicyclic heterocyclic ring with from 1 to 4 heteroatoms selected from N, O or S which can be optionally substituted by R₃, R₄ and R₅, C₁-C₆-alkyl substituted by a
- 10 heterocyclic ring or bicyclic heterocyclic ring with from 1 to 4 heteroatoms selected from N, O or S which can be optionally substituted by R₃, R₄ and R₅, C₃-C₆ alkenyl, substituted C₃-C₆ alkenyl, C₃-C₆ alkynyl, substituted C₃-C₆ alkynyl, C₀-C₅-alkyl-S(O)_n-C₀-C₅ alkyl, C₂-C₆ alkyl(NR₁₁R₁₂), C₂-C₆ alkyl(OR₁₁), or C₁-C₆alkyl(CONR₁₁R₁₂); with the proviso that R₁₁ and R₁₂ independently or taken together are not
- 15 aryl, substituted aryl, aralkyl, or substituted aralkyl ; or R₁ and R₂ taken together form an optionally substituted non-heteroaromatic ring of 3-8 atoms containing 0,1 or
- 20 2 additional heteroatoms selected from S, O or N;
- R₃, R₄ and R₅ are independently hydrogen, C₁-C₆ alkyl, substituted C₁-C₆ alkyl, C₂-C₆ alkenyl, substituted C₂-C₆ alkenyl, CN, nitro, C₁-C₃ perfluoroalkyl, C₁-C₃ perfluoroalkoxy, aryl, substituted aryl, aralkyl, substituted aralkyl, R₁₁O(CH₂)_p-,
- 25 R₁₁C(O)O(CH₂)_p-, R₁₁OC(O)(CH₂)_p-, -(CH₂)_pS(O)_nR₁₇, -(CH₂)_pC(O)NR₁₁R₁₂ or halogen; wherein R₁₇ is hydrogen, C₁-C₆ alkyl, C₁-C₃ perfluoroalkyl, aryl or substituted aryl; or
- R₃ and R₄ taken together form a carbocyclic ring of 3-7 carbon atoms or a heterocyclic ring containing 1-3 heteroatoms selected from
- 30 N, O and S;
- R₆ is hydrogen, C₁-C₆ alkyl, substituted C₁-C₆ alkyl, aryl, substituted aryl, C₁-C₃ perfluoroalkyl, CN, NO₂, halogen, R₁₁O(CH₂)_p-, NR₂₁C(O)R₂₀, NR₂₁C(O)NR₂₀R₂₁ or SO_nR₂₀;
- R₇ is hydrogen, C₁-C₆ alkyl, or substituted C₁-C₆ alkyl,;

- R₈ is C(O)OR₂₀, C(O)NR₂₀R₂₁, NR₂₀R₂₁, C(O)R₂₀, NR₂₁C(O)R₂₀,
 NR₂₁C(O)NR₂₀R₂₁, NR₂₀S(O)₂R₂₁, NR₂₁S(O)₂NR₂₀R₂₁,
 OC(O)R₂₀, OC(O)NR₂₀R₂₁, OR₂₀, SO_nR₂₀, S(O)_nNR₂₀R₂₁,
 a heteroaromatic or substituted heteroaromatic ring, a
 5 heterocyclic ring or bicyclic heterocyclic ring with from 1 to 4
 heteroatoms selected from N, O or S which can be optionally
 substituted by R₃, R₄ and R₅, C₁-C₆ alkyl or substituted
 C₁-C₆ alkyl; or
- R₇ and R₈ taken together form a heterocyclic ring containing one or
 10 more heteroatoms selected from N, O or S which can be
 optionally substituted by R₃, R₄ and R₅;
- R₉ and R_{9a} are independently hydrogen, C₁-C₆ alkyl, substituted C₁-C₆
 alkyl; aryl or substituted aryl, aralkyl or substituted aralkyl
 when m≠0; or
- 15 R₉ and R_{9a} taken together form a carbocyclic ring of 3-7 atoms or $\text{O} \parallel$
 when m≠0;
- R₁₀ and R_{10a} are independently hydrogen, C₁-C₆ alkyl, substituted
 C₁-C₆ alkyl, aryl, substituted aryl, aralkyl or substituted
 aralkyl; or
- 20 R₁₀ and R_{10a} taken together form a carbocyclic ring of 3-7 atoms or $\text{O} \parallel$;
 R₉ and R₁₀ taken together form a carbocyclic ring of 3-7 carbon atoms or
 a heterocyclic ring containing one or more heteroatoms
 when m≠0; or
- R₉ and R₂ taken together form a heterocyclic ring containing 3-7 carbon
 25 atoms and one or more heteroatoms when m≠0; or
- R₁₀ and R₂ taken together form a heterocyclic ring containing 3-7 carbon
 atoms and one or more heteroatoms;
- R₁₁ and R₁₂ are independently hydrogen, C₁-C₆ alkyl, substituted
 C₁-C₆ alkyl, aryl, substituted aryl, aralkyl, substituted
 30 aralkyl, a carbocyclic ring of 3-7 atoms or a substituted
 carbocyclic ring containing 3-7 atoms;
- R₁₁ and R₁₂ taken together can form an optionally substituted ring

of 3-7 atoms;

R₂₀ and R₂₁ are independently hydrogen, C₁-C₆ alkyl, substituted C₁-C₆ alkyl, aryl, substituted aryl, aralkyl, substituted aralkyl, a heteroaromatic or substituted heteroaromatic ring, a carbocyclic ring of 3-7 atoms, a substituted carbocyclic ring containing 3-7 atoms, a heterocyclic ring or bicyclic heterocyclic ring with from 1 to 4 heteroatoms selected from N, O or S which can be optionally substituted by R₃, R₄ and R₅, C₁-C₆-alkyl substituted by a heterocyclic ring or bicyclic heterocyclic ring with from 1 to 4 heteroatoms selected from N, O or S which can be optionally substituted by R₃, R₄ and R₅; or

R₂₀ and R₂₁ taken together can form an optionally substituted ring or bicyclic ring of 3-9 atoms;

X is N, O, S(O)_n, C(O), (CR₁₁R₁₂)_p, a single bond to R₈, C₂-C₆ alkenyl, substituted C₂-C₆ alkenyl, C₂-C₆ alkynyl, or substituted C₂-C₆ alkynyl; when X is O, S(O)_n, C(O), or CR₁₁R₁₂ only R₈ is possible;

m is 0-3;

n is 0-2;

p is 0-4; and

the alkyl, cycloalkyl, alkenyl, alkynyl and heterocyclic substituents are selected from C₁-C₆ alkyl, C₃-C₇ cycloalkyl, aryl, substituted aryl, aralkyl, substituted aralkyl, hydroxy, oxo, cyano, C₁-C₆ alkoxy, fluoro, C(O)OR₁₁, aryl C₁-C₃ alkoxy, substituted aryl C₁-C₃ alkoxy, and the aryl substituents are as defined for R₃, R₄ and R₅;

or a pharmaceutically acceptable addition salt and/or hydrate thereof, or where applicable, a geometric or optical isomer or racemic mixture thereof.

Preferred substituents when R₂₀ and R₂₁ are taken together include 7-aza-bicyclo[2.2.1]heptane and 2-aza-bicyclo[2.2.2]octane.

Unless otherwise stated or indicated, the following definitions shall apply throughout the specification and claims.

When any variable (e.g., aryl, heterocycle, R₁, etc.) occurs more than one time in any constituent or in formula I, its definition on each occurrence is independent of its definition at every other occurrence. Also, combinations of substituents and/or variables are
5 permissible only if such combinations result in stable compounds.

The term "alkyl" is intended to include both branched- and straight-chain saturated aliphatic hydrocarbon groups having the specified number of carbon atoms, e.g., methyl (Me), ethyl (Et), propyl, butyl, pentyl, hexyl, heptyl, octyl, nonanyl, decyl, undecyl, dodecyl, and
10 the isomers thereof such as isopropyl (i-Pr), isobutyl (i-Bu), sec-butyl (s-Bu), tert-butyl (t-Bu), isopentyl, isohexyl, etc.

The term "aryl" includes phenyl and naphthyl. Preferably, aryl is phenyl.

The term "heteroaryl" refers to a monocyclic aromatic
15 hydrocarbon group having 5 or 6 ring atoms, or a bicyclic aromatic group having 8 to 10 atoms, containing at least one heteroatom, O, S or N, in which a carbon or nitrogen atom is the point of attachment, The heteroaryl group is optionally substituted with up to three
20 groups.

Heteroaryl includes aromatic and partially aromatic groups which contain one or more heteroatoms. Examples of this are indole, thiophene, purine, imidazopyridine, pyridine, oxazole, thiazole, oxazine, pyrazole, tetrazole, imidazole, benzimidazole, pyridine, pyrimidine, pyrazine and triazine.

25 The term "halogen" or "halo" is intended to include fluorine, chlorine, bromine and iodine.

The term "heterocycle" or "heterocyclic ring" is defined by all non-aromatic, heterocyclic rings of 3-8 atoms containing 1-3 heteroatoms selected from N, O, and S, such as oxirane, oxetane,
30 tetrahydrofuran, tetrahydropyran, pyrrolidine, piperidine, tetrahydropyridine, tetrahydropyrimidine, tetrahydrothiophene, tetrahydrothiopyran, morpholine, hydantoin, valerolactam, pyrrolidinone, and the like.

As used herein, the term "composition" is intended to encompass a product comprising the specified ingredients in the specified amounts, as well as any product which results, directly or indirectly, from combination of the specified ingredients in the
5 specified amounts.

In addition, it is well known to those skilled in the art that many of the foregoing heterocyclic groups can exist in more than one tautomeric form. It is intended that all such tautomers be included within the ambit of this invention.

10 The optical isomeric forms, that is mixtures of enantiomers, e.g., racemates, or diastereomers as well as individual enantiomers or diastereomers of the instant compound are included. These individual enantiomers are commonly designated according to the optical rotation they effect by the symbols (+) and (-), (L) and (D), (1)
15 and (d) or combinations thereof. These isomers may also be designated according to their absolute spatial configuration by (S) and (R), which stands for sinister and rectus, respectively.

The individual optical isomers may be prepared using conventional resolution procedures, e.g., treatment with an appropriate
20 optically active acid, separating the diastereomers and then recovering the desired isomer. In addition, the individual optical isomers may be prepared by asymmetric synthesis.

Additionally, a given chemical formula or name shall encompass pharmaceutically acceptable addition salts thereof and
25 solvates thereof, such as hydrates.

The compounds of the present invention, while effective themselves, may be formulated and administered in the form of their pharmaceutically acceptable addition salts for purposes of stability, convenience of crystallization, increased solubility and other desirable
30 properties.

The compounds of the present invention may be administered in the form of pharmaceutically acceptable salts. The term "pharmaceutically acceptable salt" is intended to include all acceptable salts. Examples of acid salts are hydrochloric, nitric,
35 sulfuric, phosphoric, formic, acetic, trifluoroacetic, propionic, maleic,

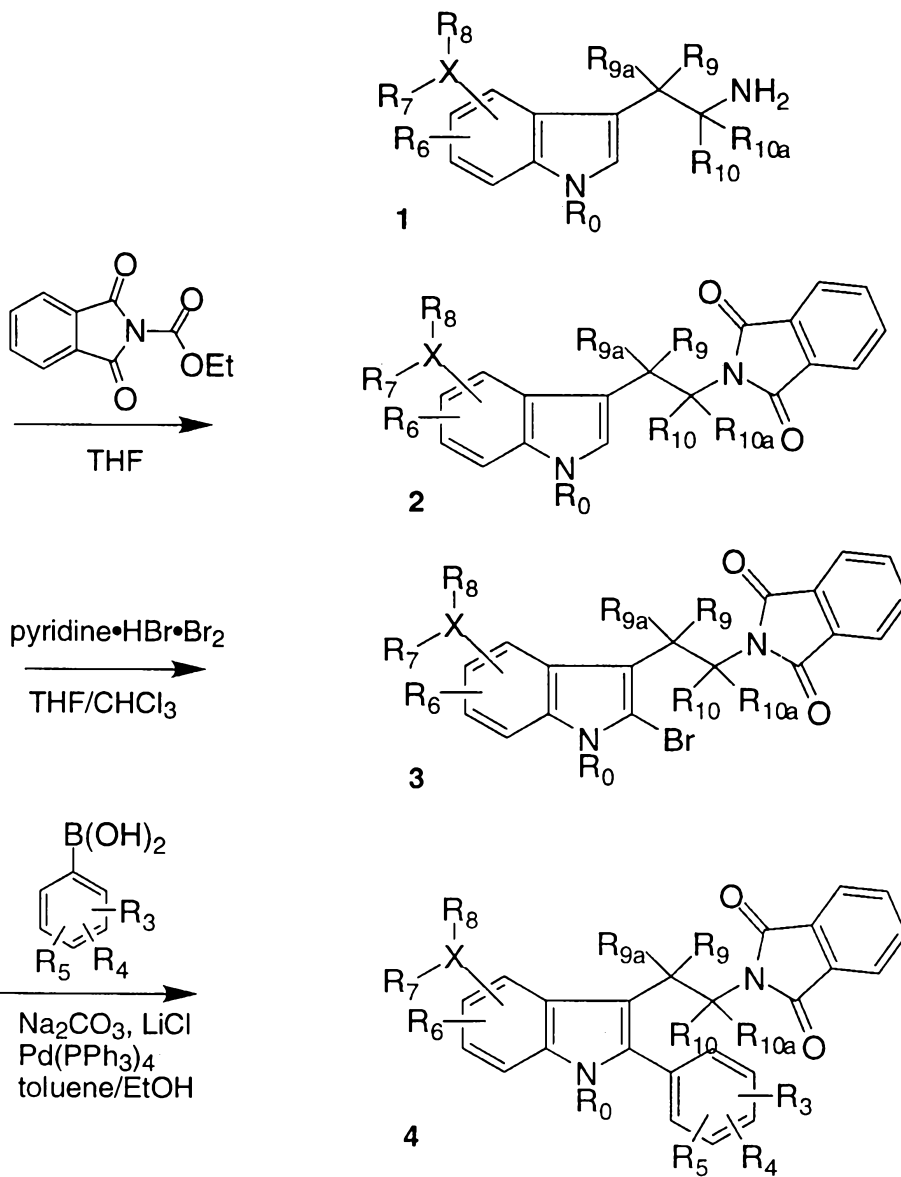
succinic, malonic, methane sulfonic and the like which can be used as a dosage form for modifying the solubility or hydrolysis characteristics or can be used in sustained release or prodrug formulations. Depending on the particular functionality of the compound of the present invention, 5 pharmaceutically acceptable salts of the compounds of this invention include those formed from cations such as sodium, potassium, aluminum, calcium, lithium, magnesium, zinc, and from bases such as ammonia, ethylenediamine, N-methyl-glutamine, lysine, arginine, ornithine, choline, N,N'-dibenzylethylenediamine, chlorprocaine, 10 diethanolamine, procaine, N-benzylphenethylamine, diethylamine, piperazine, tris(hydroxymethyl)aminomethane, and tetramethylammonium hydroxide. These salts may be prepared by standard procedures, e.g. by reacting a free acid with a suitable organic or inorganic base, or alternatively by reacting a free base with a suitable 15 organic or inorganic acid.

Also, in the case of an acid (-COOH) or alcohol group being present, pharmaceutically acceptable esters can be employed, e.g. methyl, ethyl, butyl, acetate, maleate, pivaloyloxymethyl, and the like, and those esters known in the art for modifying solubility or hydrolysis 20 characteristics for use as sustained release or prodrug formulations.

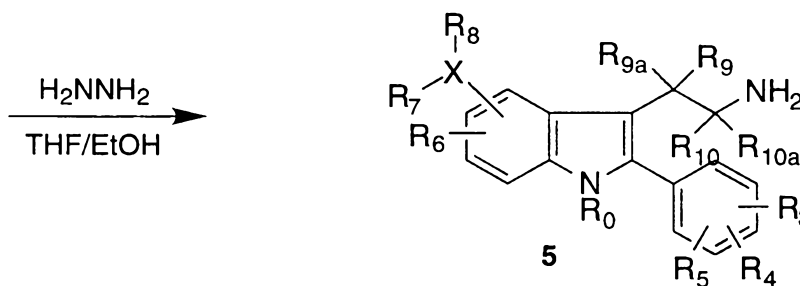
The compounds of the present invention may have chiral centers other than those centers whose stereochemistry is depicted in formula I, and therefore may occur as racemates, racemic mixtures and as individual enantiomers or diastereomers, with all such 25 isomeric forms being included in the present invention as well as mixtures thereof. Furthermore, some of the crystalline forms for compounds of the present invention may exist as polymorphs and as such are intended to be included in the present invention. In addition, some of the compounds of the instant invention may form 30 solvates with water or common organic solvents. Such solvates are encompassed within the scope of this invention.

The compounds of the invention are prepared by the following reaction schemes. All substituents are as defined above unless indicated otherwise. 35

Scheme A



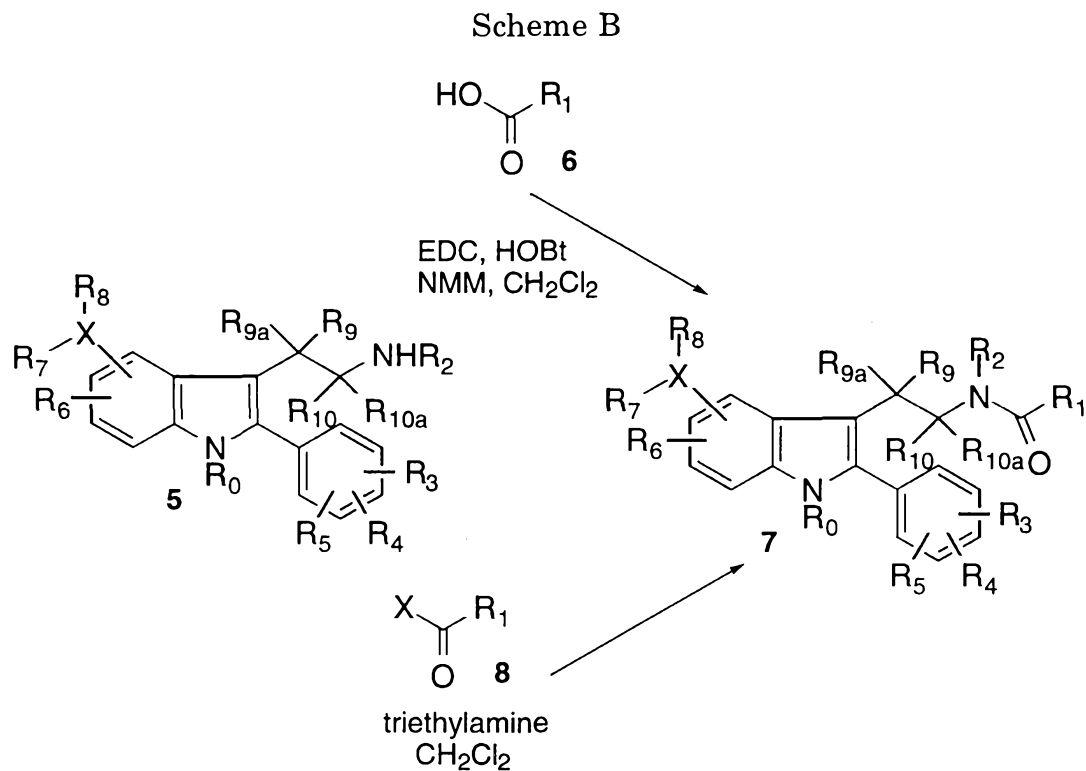
5



Reaction Scheme A

5 As shown in reaction Scheme A, treatment of tryptamine
 (1) with *N*-carboxyphthalimide in an inert organic solvent such as
 tetrahydrofuran at a temperature of 20-65°C, preferably 65°C, for a
 period of 12-48 hours gives the corresponding *N*-phthalimidotryptamine
 derivative (2). The *N*-phthalimidotryptamine (2) could be further
 10 modified by treatment with a brominating agent such as pyridinium
 hydrobromide perbromide, pyrrolidone hydrotribromide, or the like in
 an inert organic solvent such as tetrahydrofuran, methylene chloride,
 chloroform, or mixtures thereof at 0-25°C for a period of 30 minutes to
 4 hours to provide the 2-bromotryptamine (3). Bromide (3) may be
 15 reacted with an arylboronic acid (prepared essentially as described
 in : Gronowitz, S.; Hornfeldt, A.-B.; Yang, Y.-H. *Chem. Scr.* **1986**, *26*,
 311-314.) with palladium (0) catalysis, a weak base such as aqueous
 sodium carbonate or the like, and a chloride source such as lithium
 chloride in an inert solvent like toluene, benzene, ethanol, propanol or
 20 mixtures thereof at a temperature of 25°-100°C, preferably 80°C, for a
 period of 1-6 hours to give the 2-aryltryptamine derivative (4). Finally,
 the phthalimido group may be removed by treatment of (4) with aqueous
 hydrazine in an inert solvent such as methanol or ethanol at a
 temperature of 0°-25°C for a period of 4-24 hours to give tryptamine (5).

25



Reaction Scheme B

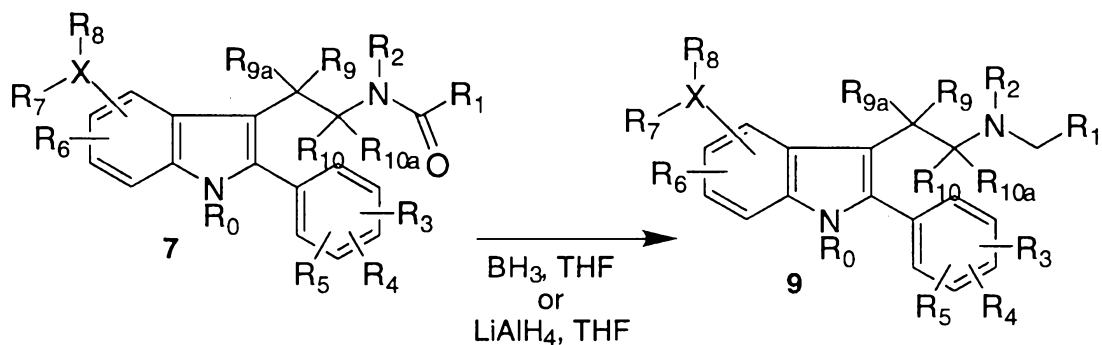
5

As shown in reaction Scheme B, the 2-aryltryptamine may be condensed with a carboxylic acid of type (6) using the coupling reagent 1-(3-dimethylaminopropyl)-3-ethylcarbodiimide hydrochloride (EDC), 1,3-dicyclohexylcarbodiimide (DCC) or the like with or without 1-hydroxybenzotriazole (HOBT) and a tertiary amine base such as N-methylmorpholine (NMM), triethylamine or the like in an inert organic solvent such as methylene chloride, chloroform, dimethylformamide, or mixtures thereof at or near room temperature for a period of 3-24 hours to provide the corresponding amide derivative (7).

Alternatively, 2-aryltryptamine (5) can be treated with an active ester or acid chloride of type (8) in an inert organic solvent such as methylene chloride, chloroform, tetrahydrofuran, diethyl ether, or the like and a tertiary amine base such as triethylamine, diisopropylethylamine, pyridine or the like at a temperature of 0°-25°C for 30 minutes to 4 hours to give (7).

20

Scheme C



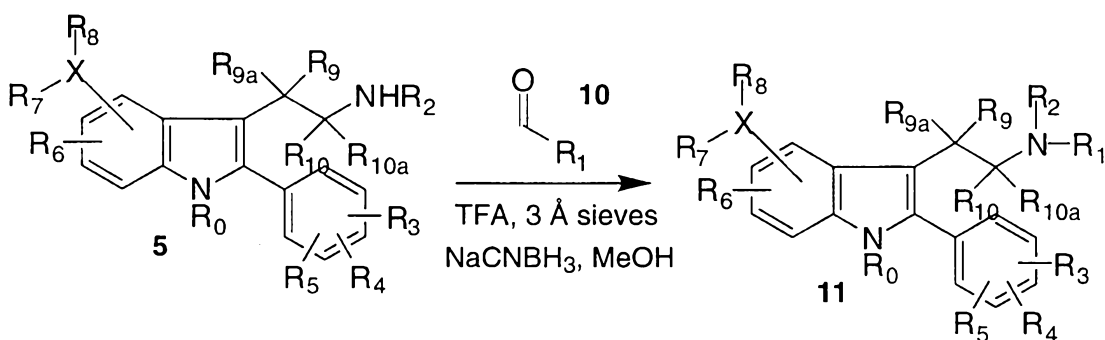
5

Reaction Scheme C

As shown in reaction Scheme C, the amide carbonyl of (7) can be reduced by treatment with borane, lithium aluminum hydride, or equivalent hydride sources in an inert organic solvent such as tetrahydrofuran, diethyl ether, 1,4-dioxane or the like at 25°-100°C, preferably 65°C, for a period of 1-8 hours to give the corresponding amine compound (9).

15

Scheme D

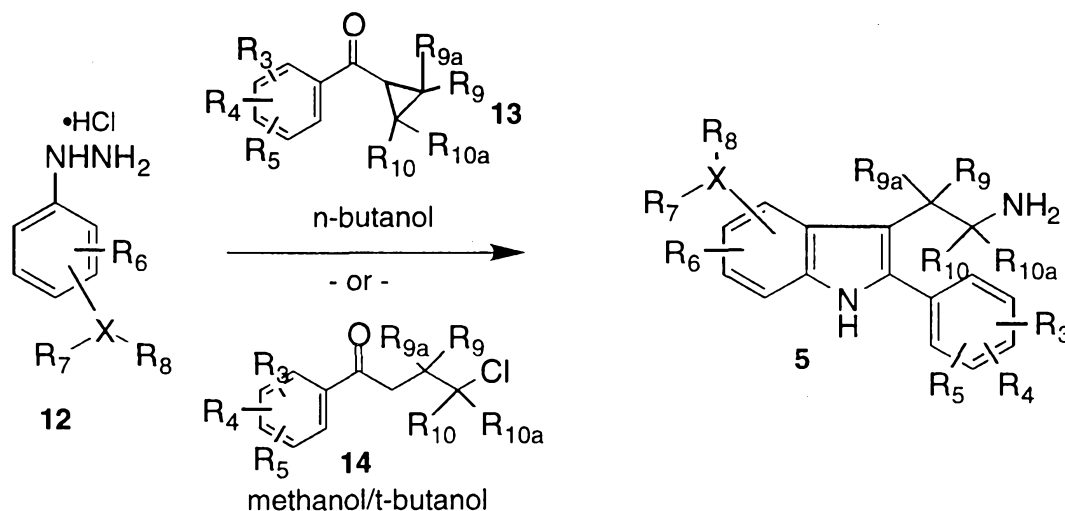
Reaction Scheme D

20

As shown in reaction Scheme D, the 2-aryltryptamine (5) can be modified by treatment with an aldehyde or ketone of type (10) in the presence of a weak acid such as trifluoroacetic acid (TFA), acetic acid or the like, with or without a desiccant such as 3Å molecular sieves or magnesium sulfate, and a hydride source such as sodium

borohydride or sodium cyanoborohydride, in an inert organic solvent such as methanol, ethanol, isopropanol, tetrahydrofuran, dichloromethane, chloroform, or mixtures thereof at a temperature of 0°-25°C for a period of 1-12 hours to give the corresponding secondary or tertiary amine derivative (11).

Scheme E

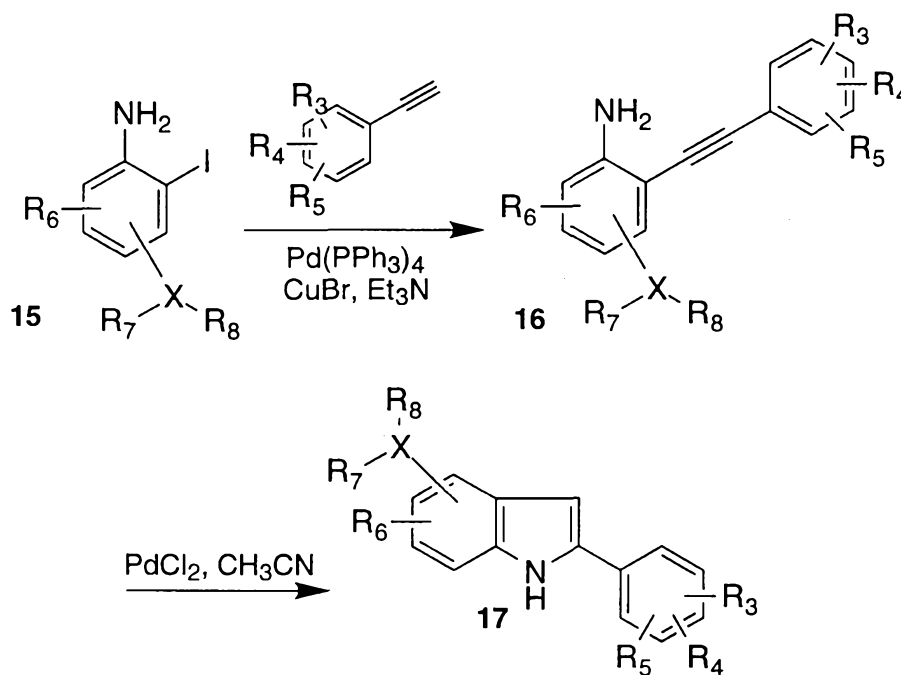


10

Reaction Scheme E

As shown in reaction Scheme E, treatment of an arylhydrazine or arylhydrazine hydrochloride (12) with an arylcyclopropylketone of type (13) in a polar organic solvent such as methanol, ethanol, n-propanol, isopropanol, n-butanol, t-butanol, preferably n-butanol, at a temperature of 70°-120°C for a period of 8-24 hours gives 2-aryltryptamine (5). Alternatively, when an arylhydrazine or arylhydrazine hydrochloride (12) is treated with an arylbutyl ketone of type (14) containing a leaving group (chloride, bromide, iodide, O-methansulfonate, O-trifluoromethansulfonate, or the like) at the 4-position in a polar solvent such as methanol, ethanol, n-propanol, isopropanol, n-butanol, t-butanol, or mixtures thereof at room temperature for a period of 30 minutes to 2 hours followed by heating to a temperature of 65°-100°C for 4-24 hours, 2-aryltryptamine (5) is produced.

Scheme F

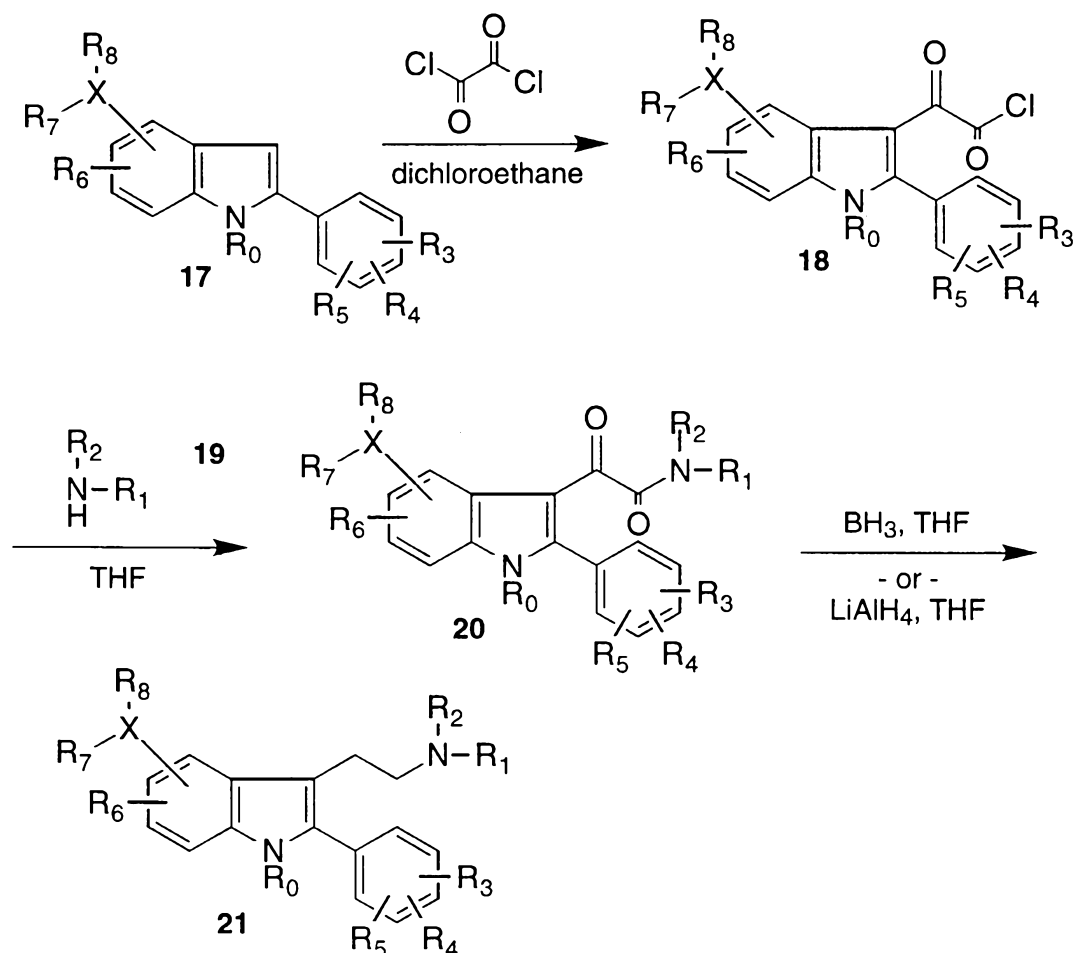


5

Reaction Scheme F

As shown in reaction Scheme F, iodoanilines of type (15) may be reacted with aryl acetylenes, an appropriate palladium (0) catalyst such as tetrakis(triphenylphosphine)palladium, a copper (I) halide such as cuprous bromide in an inert organic solvent such as triethylamine at a temperature of 50°-88°C for a period of 30 minutes to 5 hours to provide the diarylacetylene (16). Acetylene (16) may be further modified by treatment with a palladium (II) catalyst such as palladium (II) chloride or palladium (II) acetate in an inert organic solvent such as acetonitrile at a temperature of 50°- 82°C for a period of 30 minutes to 6 hours to give 2-arylidole (17).

Scheme G



5

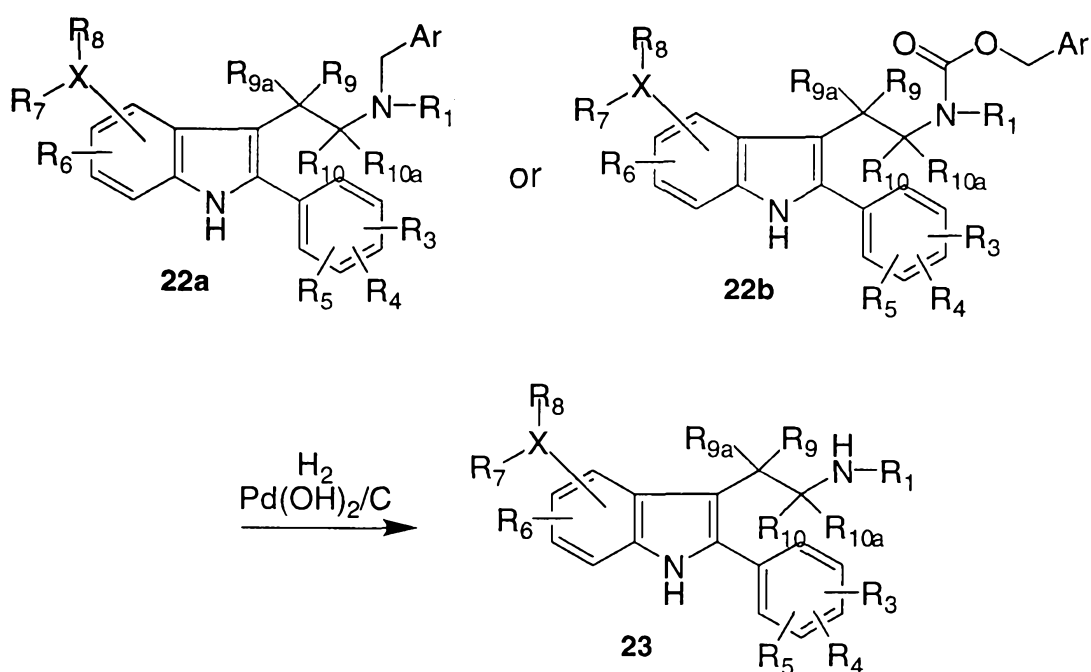
Reaction Scheme G

As shown in reaction Scheme G, treatment of 2-arylidole (17) with oxalyl chloride neat or in an inert organic solvent such as methylene chloride, chloroform, dichloroethane, tetrahydrofuran or the like at a temperature of 25°-65°C for a period of 3-24 hours gives the acylchloride adduct (18). The crude product (18) may be reacted with an amine of type (19) in an inert organic solvent such as diethylether, tetrahydrofuran, methylene chloride, chloroform or the like and an amine base such as triethylamine, diisopropylethylamine or pyridine

at a temperature of 0°C-25°C for a period of 30 minutes to 4 hours to provide the amide derivative (20). Amide (20) may be further modified by treatment with a reducing agent such as borane or lithium aluminum hydride in an inert organic solvent such as tetrahydrofuran at elevated temperatures, preferably reflux, for a period of 1-5 hours to give compound (21).

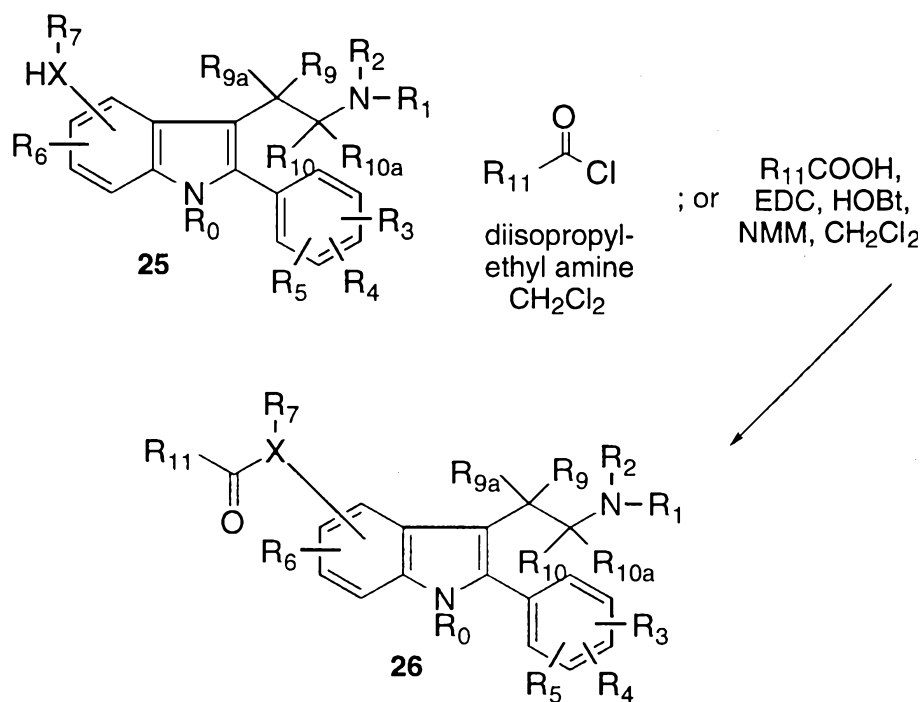
Scheme H

10

Reaction Scheme H

As shown in reaction Scheme H, N-benzyl derivatives of type (22a) or N-benzyloxycarbonyl derivatives of type (22b) may be reduced to provide the secondary amine analogs (7) by treatment with hydrogen (1 atm) and an appropriate catalyst such as palladium on carbon, palladium hydroxide on carbon, or the like in an inert organic solvent such as tetrahydrofuran, ethyl acetate, methanol, ethanol, or mixtures thereof to which has been added a weak acid such as 30% aqueous acetic

Scheme J

Reaction Scheme J

5

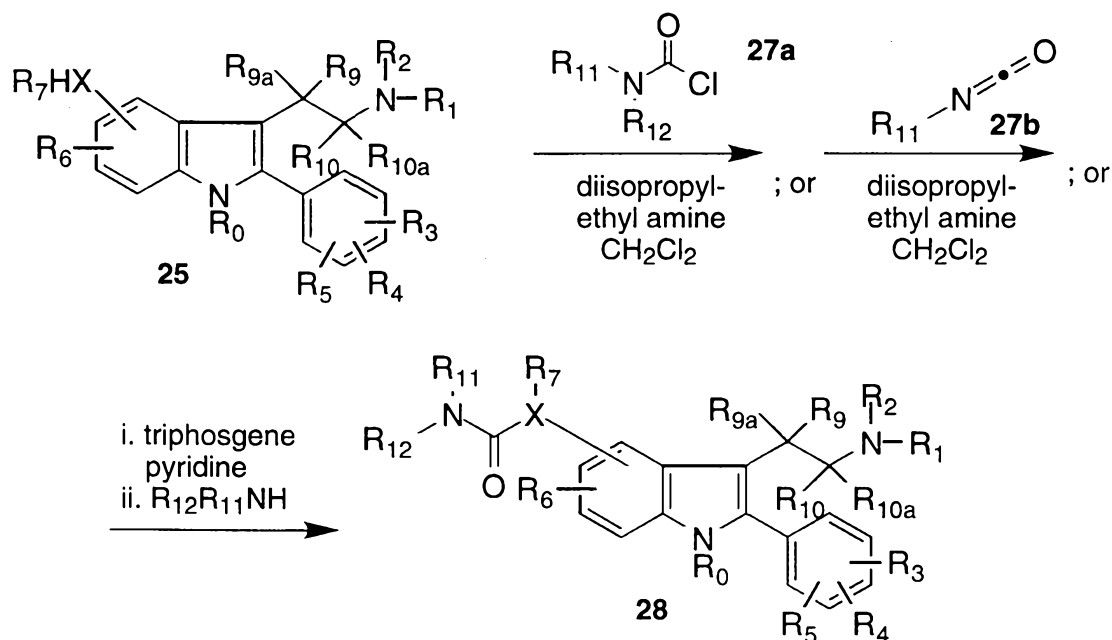
As shown in reaction Scheme J, amino- or hydroxyindole (25) may be modified by acylation under a variety of conditions. For example, treatment of (25) with an acid chloride, acid anhydride or active ester and an amine base such as triethylamine, diisopropyl-ethylamine, pyridine, or the like in an inert organic solvent such as methylene chloride, chloroform, tetrahydrofuran, or mixtures thereof at 0°C to room temperature for a period of 1 to 12 hours gives the corresponding amide or ester derivatives (26). Alternatively (25) may be coupled with a carboxylic acid by one of the many dehydrating agents commonly employed. For instance, treatment of aminoindole (25) with an appropriate carboxylic acid and 1-(3-dimethylaminopropyl)-3-ethylcarbodiimide hydrochloride (EDC), 1,3-dicyclohexylcarbodiimide (DCC) or the like with or without 1-hydroxybenzotriazole (HOBt) and a tertiary amine base such as N-methylmorpholine (NMM), triethylamine or the like in an inert organic solvent such as methylene chloride, chloroform,

10
15
20

dimethylformamide, or mixtures thereof at or near room temperature for a period of 3-24 hours provides the corresponding amide or ester derivative (26).

5

Scheme K

Reaction Scheme K

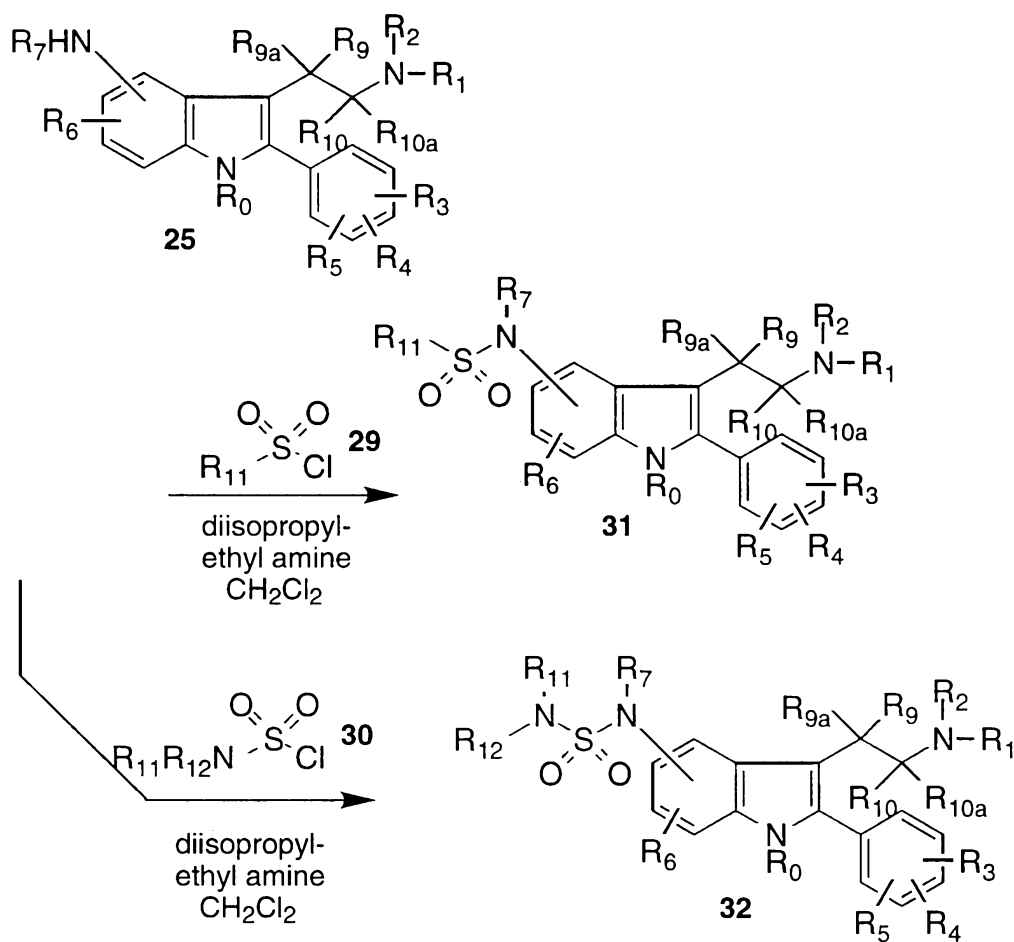
10

As shown in reaction Scheme K, urea or carbamate derivatives of (25) can be prepared by treatment with a carbamoyl chloride of type (27a), or alternatively with an isocyanate reagent of type (27b), and an amine base such as pyridine, triethylamine, diisopropylethylamine, *N*-methylmorpholine or the like in an inert organic solvent such as methylene chloride, chloroform, dimethylformamide, tetrahydrofuran or mixtures thereof at a temperature of 0° - $65^{\circ}C$ for a period of 1-72 hours to give (28). Compound (25) can also be modified by treatment with a bis(electrophilic) reagent such as phosgene, triphosgene, 1,1'-carbonyldiimidazole, *N,N'*-disuccinimidyl carbonate, or the like with or without the addition of an amine base such as pyridine, triethylamine, diisopropylethylamine, *N*-methylmorpholine

20

in an inert solvent such as methylene chloride, chloroform, or the like at a temperature of -20° - 0°C for a period of 20 minutes to 2 hours. After this time, the reaction mixture is treated with an appropriate mono- or disubstituted amine at -20° to 25°C for a period of 1-5 hours to give the urea or carbamate analog (28).

Scheme L



10

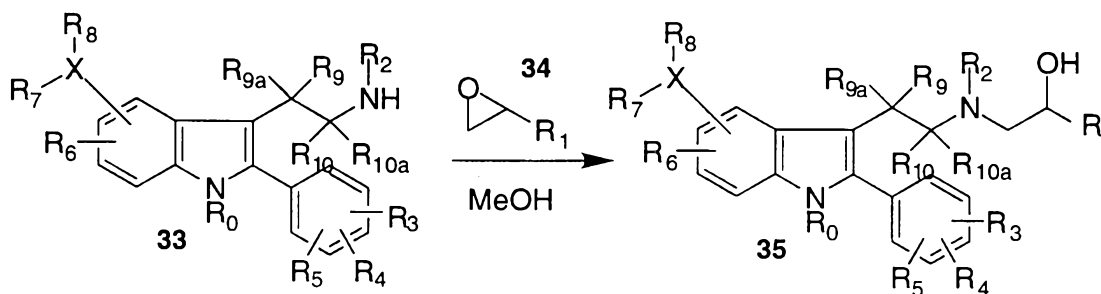
Reaction Scheme L

As shown in reaction Scheme L, amine (25) can be modified by treatment with an appropriate sulfonyl chloride of type (29) or sulfamyl chloride of type (30) with an amine base such as pyridine, triethylamine, diisopropylethylamine, *N*-methylmorpholine in an inert

solvent such as methylene chloride, chloroform, dichloroethane or the like at a temperature of -20°-25°C for a period of 20 minutes to 2 hours to give the corresponding *N*-sulfonamide (31) or *N*-sulfamylamide (32) derivatives, respectively.

5

Scheme M



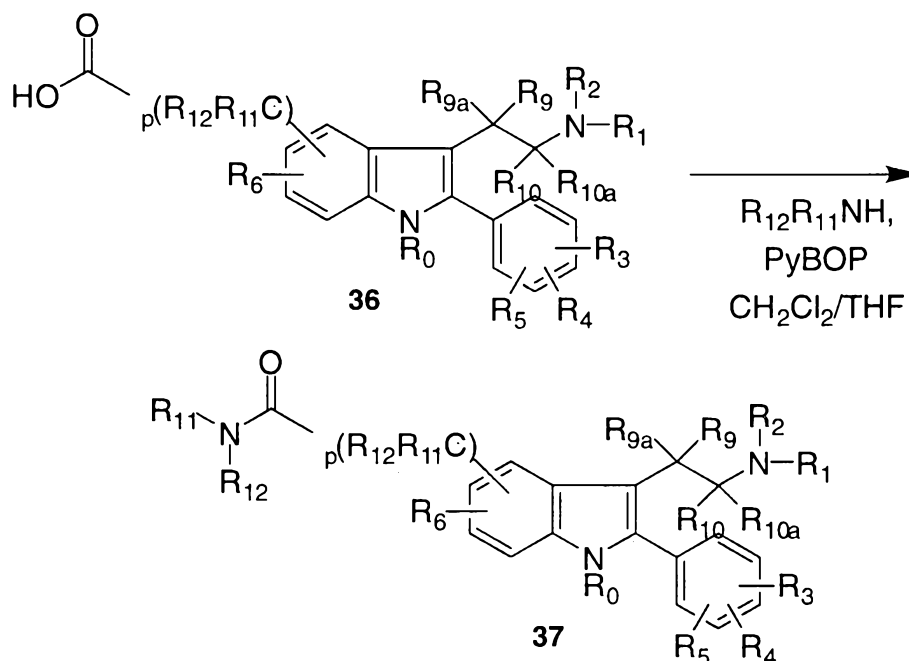
10

Reaction Scheme M

As shown in reaction Scheme M, the 2-aryltryptamine (33) can be modified by treatment with an epoxide such as (34) in an inert organic solvent such as methanol, ethanol, isopropanol, butanol, tert-butanol, or mixtures thereof at a temperature of 65°-110°C for a period of 8-20 hours to give the corresponding amino-alcohol derivative (35).

15

Scheme N

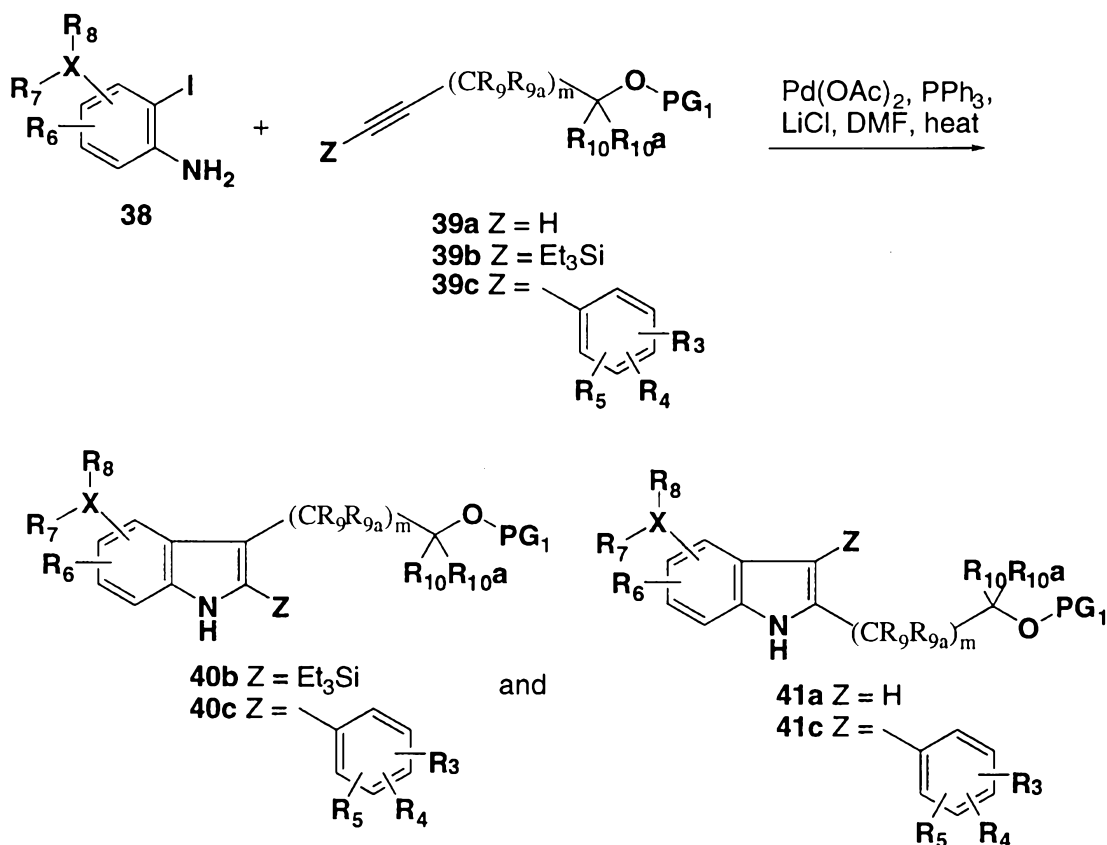
Reaction Scheme N

5

As shown in reaction Scheme N, amide derivatives of an acid-containing indole derivative such as (36) can be prepared by treatment with an appropriate amine ($\text{R}_{12}\text{R}_{11}\text{NH}$) and a suitable coupling agent such as benzotriazol-1-yloxy-tris(pyrrolidino) phosphonium hexafluorophosphate (PyBOP), benzotriazol-1-yloxy-tris(dimethylamino)phosphonium hexafluorophosphate (BOP), 1-(3-dimethylaminopropyl)-3-ethylcarbodiimide hydrochloride (EDC), 1,3-dicyclohexylcarbodiimide (DCC) or the like with or without 1-hydroxybenzotriazole (HOBT) and a tertiary amine base such as N-methylmorpholine (NMM), triethylamine or the like in an inert organic solvent such as methylene chloride, chloroform, tetrahydrofuran, dimethylformamide, or mixtures thereof at or near room temperature for a period of 3-24 hours provides the corresponding amide derivative (37).

20

Scheme O



5

Reaction Scheme O

A preferred method for the synthesis of the substituted tryptamines described in this invention utilizes a Larock indole synthesis as a key step as shown in Scheme O. This indole synthesis involves the reaction of a suitably functionalized *ortho*-iodoaniline (38) with substituted acetylenes such as 39 in the presence of a base like potassium carbonate, lithium chloride, and a palladium catalyst such as palladium acetate in combination with triphenylphosphine. The reaction is conducted in an inert organic solvent such as dimethylformamide at elevated temperatures, for instance at 100°C, and the reaction is conducted for a period of 30 minutes to 24 hours. A standard workup and isolation affords the substituted isomeric indole derivatives

40 and 41, and the isomer of general formula 40 is the preferred isomer.

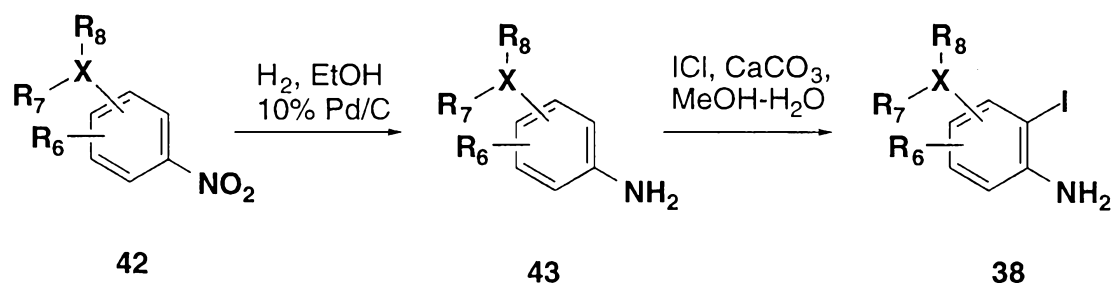
The acetylene utilized in this reaction may be a terminal acetylene (39a) or be optionally substituted on the terminal carbon atom with a substituent Z (39b, 39c). The substituent abbreviated PG₁ indicates an

5 alcohol protecting group such as a benzyl ether, *tert*-butyl ether or the like. The nature of the Z substituent determines the distribution of the indole isomers (40 and 41) produced in the reaction. For example, if the substituent Z on the acetylene is a hydrogen atom then the isomer 41a is the major product of the reaction. When the substituent Z is chosen to be a substituted silyl group such as trimethylsilyl, triethylsilyl (as shown),
 10 or the like, then isomer 40b is formed almost exclusively. When Z is a substituted aryl group, then both isomers 40c and 41c are formed and the product mixture is separated using chromatographic or crystallization techniques to afford the individual isomers.

15 If the indole synthesis is conducted with a silyl-substituted acetylene 39b to produce a silyl-substituted indole 40b, then the silyl group is next converted to an aryl or substituted aryl group of general formula 40c using the reactions described later in Scheme S. The 2-arylsubstituted indole derivatives 40c formed either directly from
 20 arylacetylenes (39c) as shown in Scheme O or from silyl-substituted indoles using the method of Scheme S are then further elaborated as described below to produce the novel tryptamine derivatives described in this invention.

25

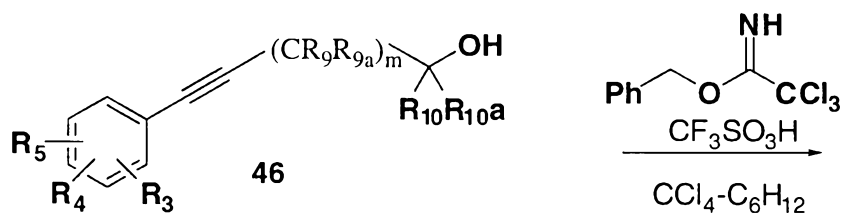
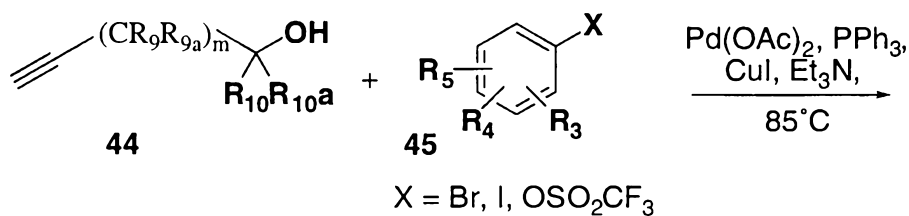
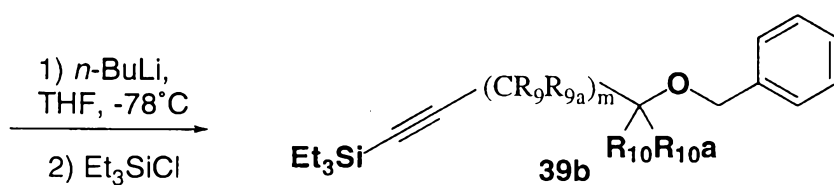
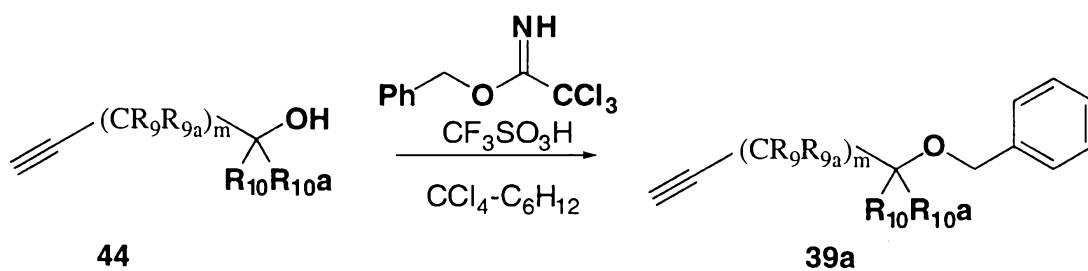
Scheme P



Reaction Scheme P

Scheme P illustrates the preparation of the substituted *ortho*-iodoaniline (38) utilized in the Larock indole synthesis described in Scheme O. The *ortho*-iodoanilines may be prepared in several ways described in the literature of organic synthesis. One preferred method employs nitrobenzene or a substituted nitrobenzene derivative such as generalized compounds of formula 42 as the starting material. Nitrobenzene derivatives such as 42 may be commercially available or they can be readily prepared using standard methods known in organic chemistry. Reduction of the nitro group in compounds of general formula 42 using methods such as catalytic hydrogenation produces an aniline derivative such as 43. For instance, when nitro compound 42 is reacted under a hydrogen atmosphere at a pressure between atmospheric pressure and 100 psig in the presence of a catalyst such as 10% palladium on powdered carbon and the reaction is conducted in an inert solvent like ethanol at temperatures between room temperature and 100°C, then the substituted aniline derivative 43 is produced usually within a period of 15 minutes to 6 hours. The generalized aniline 43 is then converted to the *ortho*-iodoanilines 38 by reaction with an iodinating reagent such as iodine, iodine monochloride, *N*-iodosuccinimide or the like. For instance, reaction of an aniline derivative like 43 with iodine monochloride in the presence of a base such as calcium carbonate and in suitable inert solvent like an alcohol (ie. methanol or ethanol) or an alcohol-water mixture at temperature between 0°C and 50°C affords the *ortho*-iodoaniline derivative 38 after reaction times between 30 minutes to 2 hours.

Scheme Q



Reaction Scheme Q

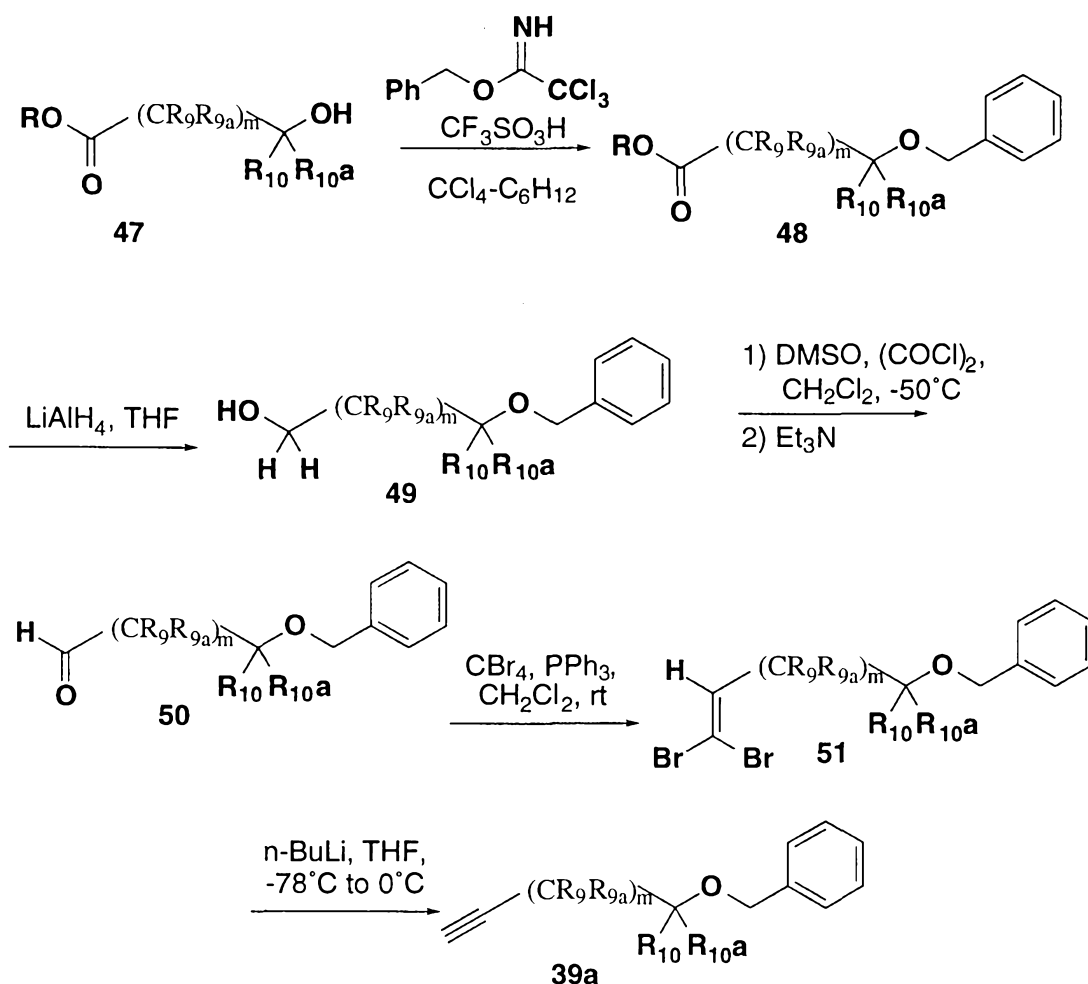
Acetylenic compounds of general structure 39 are prepared using one of several methods depending upon the choice of the desired substituents. When the substituents R₉, R_{9a}, R₁₀ and R_{10a} are selected to be hydrogen or lower alkyl groups, compounds of formula 39 may be prepared from known acetylenic alcohols such as 3-butyn-1-ol, 4-pentyn-2-ol or similar acetylenic alcohols reported in the chemical literature. The conversion of acetylenic alcohols of general formula 44 to acetylene derivatives of general formula 39 is shown in Scheme Q. For clarity the hydroxyl protecting group (PG₁) illustrated in Scheme Q is exemplified as an *O*-benzyl ether. Thus, reaction of 44 with *O*-benzyl-1,1,1-trichloroacetimidate in the presence of a catalytic amount of a strong acid such as trifluoromethanesulfonic acid and in a suitable inert organic solvent like carbon tetrachloride at room temperature affords after 2 to 24 hours the protected acetylenic alcohol 39a. Compounds of formula 39a may in turn be converted to acetylenes (39b) of general formula 39 wherein Z is a trialkylsilyl group by deprotonation of the acetylene with a base such as *n*-butyllithium in an inert organic solvent like tetrahydrofuran followed by reaction with a trialkylsilyl chloride such as triethylchlorosilane. The deprotonation and silylation reactions are generally conducted at low temperatures, for instance between -78°C and room temperature, and after standard workup and purification a silylacetylene of formula 39b is obtained.

As previously stated, acetylenes of general formula 39c, wherein Z is an aryl or substituted aryl group, are also useful in the indole synthesis illustrated in Scheme O. Arylacetylenes 39c may be prepared using a coupling reaction of cuprous acetylides derived from acetylenic alcohols of formula 39a with various aryl halides or aryl triflates (45). Such coupling reactions produce aryl acetylenes of general formula 46 as shown at the bottom of Scheme Q. These reactions are generally carried out in a basic organic solvent like triethylamine at elevated temperatures, typically between 60 and 120°C, and the coupling reaction is catalyzed by copper(I) salts such as cuprous iodide and a palladium catalyst such as palladium acetate in combination with

triphenylphosphine. The hydroxyl group of the arylacetylenes of general formula 46 are then usually protected with a suitable protecting group such as the *O*-benzyl ether group shown in Scheme Q to afford an arylacetylene (39c) of general formula 39 wherein Z is an aryl or substituted aryl group. It is also recognized that in some cases it may be preferable to reverse the order of the steps illustrated in Scheme Q. For instance acetylenic alcohols (44) may be subjected to silylation or arylation prior to the hydroxyl group protection step.

10

Scheme R

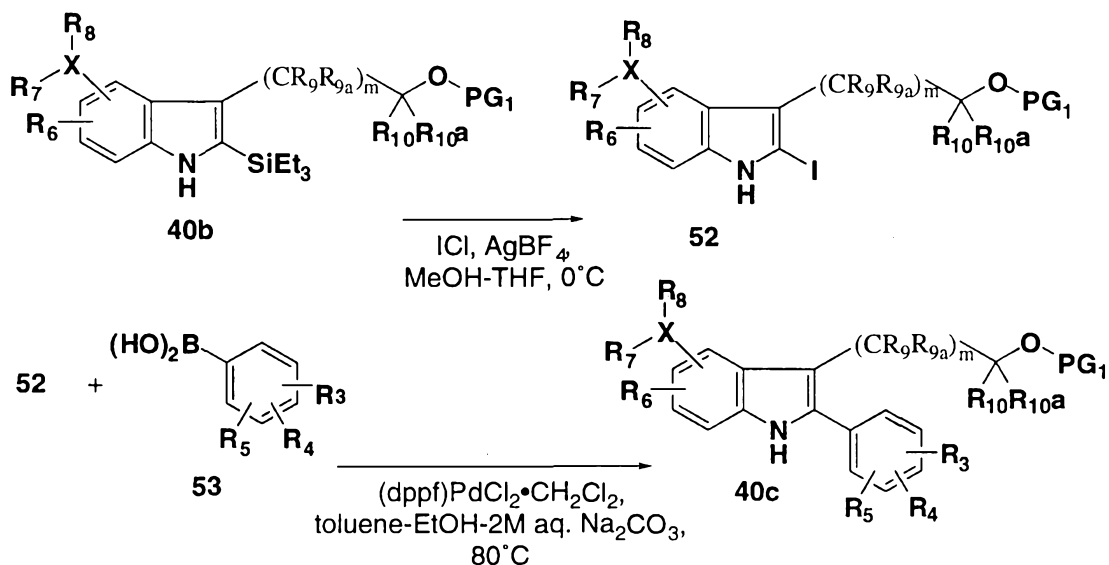


Reaction Scheme R

Acetylenic compounds of general formula 39a may also be prepared by a process which employs an ethynylation reaction sequence of aldehydes of general formula 50 as shown in Scheme R. The aldehydes (50) used in the ethynylation sequence may be prepared using various methods known in organic synthesis starting with hydroxyesters of general formula 47, from protected hydroxyesters of formula 48, or from alcohols related to the mono-hydroxyl protected diols of formula 49, and the choice of the preferred starting material depends upon the nature of the substituents R_9 , R_{9a} , R_{10} , and R_{10a} selected. Scheme R illustrates this strategy beginning with the generalized hydroxy ester 47. Protection of the hydroxyl group of 47, for instance as the *O*-benzylether shown, affords a protected hydroxy ester of formula 48. The ester group of compounds of formula 48 is then converted to an aldehyde of formula 50 either directly using a reagent like diisobutylaluminum hydride in a solvent like toluene, or in a two step procedure. In the latter case, reduction of the ester group with a reagent such as lithium aluminum hydride in tetrahydrofuran affords alcohols of formula 49 which are then subjected to reoxidation, for instance a Swern-Moffatt oxidation, to afford the desired aldehydes of formula 50.

The ethynylation of aldehydes of formula 50 is accomplished in two steps. First, aldehydes (50) are reacted with carbon tetrabromide and triphenylphosphine in an inert organic solvent like dichloromethane to produce a dibromo-olefin of formula 51. Secondly, the dibromo-olefins (51) are treated with two equivalents of a strong base such as *n*-butyllithium in tetrahydrofuran at low temperature, for instance at -78°C . The strong base induces dehydrohalogenation and metal-halogen exchange to afford lithium acetylides which upon quenching and workup afford acetylenes of general formula 39a. Alternatively, the intermediate lithium acetylides formed in the reaction may be treated with a trialkylsilyl chloride such as triethylchlorosilane to afford silylacetylenes of general formula 39b.

Scheme S



5

Reaction Scheme S

The conversion of 2-silyl-substituted indoles of general formula 40b to 2-aryl-substituted indoles of general formula 40c may be accomplished in two steps as shown in Scheme S. The first step is a halodesilylation reaction which converts silyl-substituted indoles of formula 40b into 2-haloindoles of general formula 52. Scheme S illustrates this process using iodine monochloride so that the product obtained is a 2-iodoindole of general formula 52. Silver tetrafluoroborate is also employed in this example to increase the reactivity of the halogenating reagent. It is possible to effect the halodesilylation reaction with other electrophilic halogenating reagents such as *N*-bromosuccinimide in dichloromethane which affords a 2-bromoindole derivative and both 2-bromo and 2-iodoindoles of formula 52 are useful in the subsequent step.

20

The second step is a palladium-catalyzed cross coupling reaction of the 2-haloindole 52 with a suitable aryl or substituted aryl organometallic reagent 53. Scheme S illustrates this process with

an aryl or substituted arylboronic acid as the organometallic reagent, however other organometallic reagents known to participate in palladium-catalyzed cross-coupling reactions such as arylboronic esters or arylstannanes may also be employed. In the example shown,

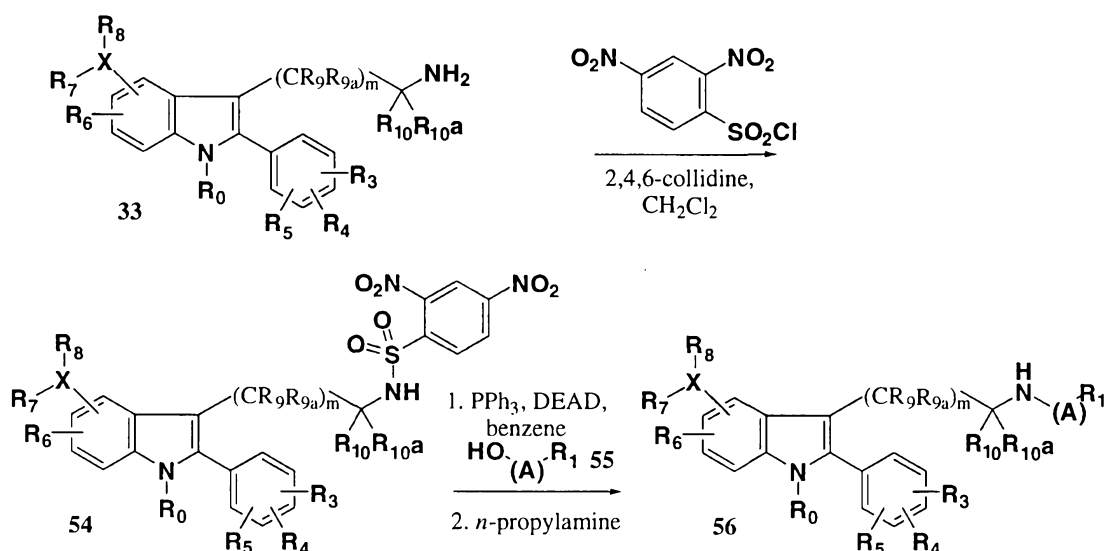
5 a 2-iodoindole of general formula 52 is coupled with a generalized boronic acid (53) using a catalyst such as [1,1'-bis(diphenylphosphino)-ferrocene]dichloropalladium(II) complex with dichloromethane, tetrakis(triphenylphosphine)-palladium(0) or the like. The reaction is usually conducted at temperatures between room temperature and 100°C

10 for instance at 80°C. This palladium catalyzed cross-coupling reaction may be effected using various combinations of palladium catalysts and solvent compositions known in organic chemistry, and the selection of the conditions is made depending upon the type of organometallic reagent (53) used and the identity of the substituent groups in the two

15 starting materials. When the organometallic reagent is a boronic acid or boronate ester then a preferred solvent mixture consists of toluene, ethanol and an aqueous solution of a base like cesium or sodium carbonate. If instead the organometallic reagent 53 is an arylstannane, then no additional base is required, and a polar aprotic solvent such as

20 tetrahydrofuran or dimethylformamide is employed.

Scheme T



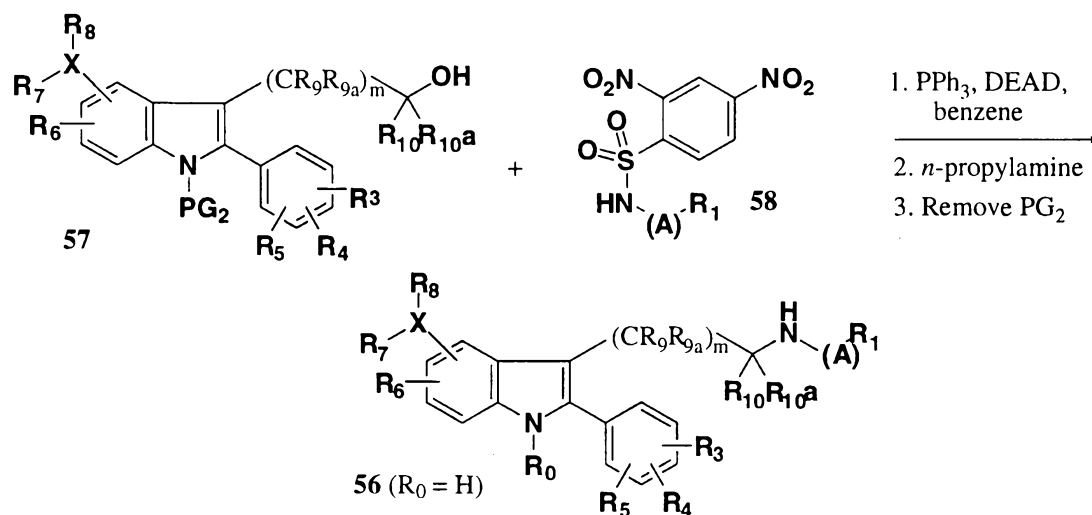
Reaction Scheme T

As shown in reaction Scheme T, the tryptamine 33 can be modified using the Fukuyama modification of the Mitsunobu reaction (Fukuyama, T.; Jow, C.-K.; Cheung, M. *Tetrahedron Lett.* **1995**, *36*, 6373-74). The tryptamine 33 may be reacted with an arylsulfonyl chloride such as 2-nitrobenzenesulfonyl chloride, 4-nitrobenzenesulfonyl chloride or 2,4-dinitrobenzenesulfonyl chloride and a hindered amine base such as 2,4,6-collidine, 2,6-lutidine or the like in an inert organic solvent such as methylene chloride to provide the corresponding sulfonamide 54.

Alternatively, sulfonamide 54 can be prepared by treatment of 33 and an arylsulfonyl chloride in an inert organic solvent such as methylene chloride with excess aqueous sodium bicarbonate. The sulfonamides can be further modified by reaction with an alcohol of type 55 in the presence of triphenylphosphine and an activating agent such as diethylazodicarboxylate (DEAD), diisopropylazodicarboxylate or the like in an inert organic solvent such as benzene, toluene, tetrahydrofuran or mixtures thereof to give the dialkylsulfonamide adduct. Removal of a dinitrobenzenesulfonyl group is accomplished by treatment with a nucleophilic amine such as *n*-propylamine or the like in an inert organic solvent such as methylene chloride to give secondary amines of type 56. When a mono-nitrobenzenesulfonyl derivative is employed, the removal of the sulfonamide is accomplished with a more nucleophilic reagent such as thiophenol or mercaptoacetic acid in combination with lithium hydroxide in DMF.

25

Scheme U

Reaction Scheme U

5 Reaction Scheme U illustrates a method that is complimentary to reaction Scheme T for completing the synthesis of the novel compounds of formula (I). Scheme U also employs the Fukuyama modification of the Mitsunobu reaction similar to that illustrated in reaction Scheme T. However in this instance, the alcohol partner employed is a 2-aryltryptophol of general formula 57.. The

10 2-aryltryptophol (57) is reacted with a substituted sulfonamide of general formula 58, triphenylphosphine and diethylazodicarboxylate in a suitable inert organic solvent such as benzene, tetrahydrofuran, 1,4-dioxane or the like. The reaction is generally conducted at room

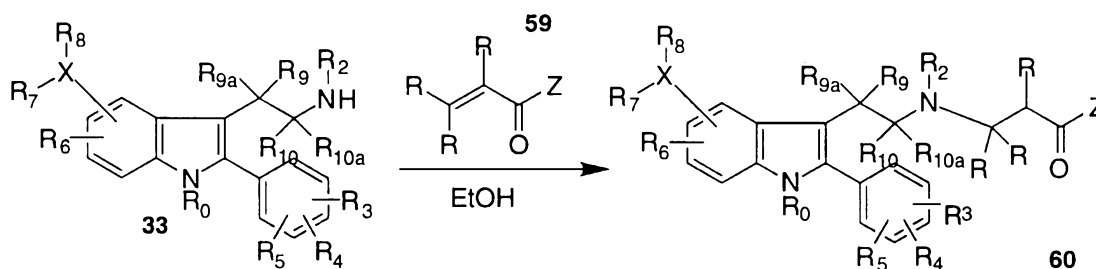
15 temperature for a period of 2 to 24 hours, typically overnight or for about 12-16 hours. The product is an *N,N*-disubstituted sulfonamide which is then separately subjected to reaction with a base such as *n*-propylamine which removes the sulfonamide substituent and furnishes a secondary amine related to formula 57. The sulfonamides of formula 58 employed

20 are readily obtained from a primary amine and either 2-nitrobenzenesulfonyl chloride, 4-nitrobenzenesulfonyl chloride or 2,4-dinitrobenzenesulfonyl chloride (as shown) in the presence of a hindered amine base such as 2,4,6-collidine, 2,6-lutidine or the like in an

inert organic solvent such as methylene chloride. The final stage of the synthesis requires removal of the protecting group on the indole nitrogen atom (PG2) which produces a compound of general formula 56 wherein R₀ is a hydrogen atom. It will be recognized by individuals skilled in the art of organic synthesis that a preference for utilizing either the synthetic sequences outlined in reaction Schemes T or U will be determined by the substituents selected to be present in the compounds of formula (I).

10

Scheme V



15

Reaction Scheme V

As shown in Reaction Scheme V, 2-aryltryptamine 33 can be modified by treatment with an appropriate alpha, beta-unsaturated carbonyl containing compound such as 59. Compound 59 can be variously substituted with (R) and, depending on the nature of "Z", may be either a ketone, ester or amide. The reaction of 33 and 59 proceeds in an inert organic solvent such as ethanol at a temperature of 25° to 70°C for a period of 1 to 24 hours to provide adduct 60.

25

The compounds of the present invention are useful in the treatment of various sex-hormone related conditions in men and women. This utility is manifested in their ability to act as antagonists of the neuropeptide hormone GnRH as demonstrated by activity in the following *in vitro* assays.

30

Human GnRH receptor binding assay

Crude membranes prepared from CHO cells expressing human GnRH receptors were the sources for GnRH receptor.

5 [125I]Buserelin (a peptidyl GnRH analog) was used as the radiolabelled ligand. The binding activity was determined as an IC₅₀ which is the antagonist concentration required to inhibit the specific binding of [125I]buserelin to GnRH receptors by 50%.

Rat pituitary GnRH receptor binding assay:

10 Crude plasma membranes prepared from rat pituitary tissues were incubated in a Tris.HCl buffer (50 mM, PH. 7.5) containing bovine serum albumin (.1%), [I-125]D-t-Bu-Ser6-Pro9-ethyl amide-GnRH, and the desired concentration of a test compound. The assay mixtures were incubated at 4°C for 90-120 minutes followed by rapid
15 filtration and repeated washings through a glass fiber filter. The radioactivity of membrane bound radioligands was determined in a gamma-counter. From this data, the IC₅₀ of the radioligand binding to GnRH receptors in the presence of test compound was estimated.

20 Inhibition of LH release assay:

Active compounds from the GnRH receptor binding assay were further evaluated with an *in vitro* LH release assay to confirm their antagonist activity (blocking GnRH-induced LH release).

25 1. Sample Preparation

The compounds to be assayed were dissolved and diluted in DMSO. The final concentration of DMSO in the incubation medium was 0.5%.

30 2. Assay

The Wistar male rats (150-200 grams) were obtained from Charles River Laboratories (Wilmington, MA). Rats were maintained at a constant temperature (25°C) on a 12-hr light, 12-hr dark cycle. Rat chow and water were available *ad libitum*. The animals were sacrificed

by decapitation and pituitary glands were aseptically removed and placed in Hank's Balanced Salt Solution (HBSS) in a 50-mL polypropylene centrifuge tube. The collection tube was centrifuged for 5 min at 250 x g, and HBSS was removed by aspiration. Pituitary glands were transferred to a disposable petri plate and minced with a scalpel. The minced tissue was then transferred to a 50-mL disposable centrifuge tube by suspending the tissue fragments in three successive 10-mL aliquots of HBSS containing 0.2% collagenase and 0.2% hyaluronidase. The cell dispersion was carried out in a water bath at 37°C with gentle stirring for 30 min. At the end of the incubation, the cells were aspirated 20 to 30 times with a pipet and the undigested pituitary fragments were allowed to settle for 3 to 5 min. The suspended cells were removed by aspiration, and then subjected to a 1200 x g centrifugation for 5 min. The cells were then resuspended in Culture medium. The undigested pituitary fragments were treated with 30 mL aliquots of the digestion enzymes as above for a total of 3 digestions with the collagenase/hyaluronidase mixture. The resulting cell suspensions were pooled, counted and diluted to a concentration of 3×10^5 cells/ml, and 1.0 ml of this suspension was placed in each well of a 24-well tray (Costar, Cambridge, MA). Cells were maintained in a humidified 5% CO₂-95% air atmosphere at 37°C for 3 to 4 days. The culture medium consisted of DMEM containing 0.37% NaHCO₃, 10% horse serum, 2.5% fetal bovine serum, 1% non-essential amino acids, 1% glutamine, and 0.1% gentamycin. On the day of an experiment, cells were washed three times 1 1/2 hrs prior to and two more times immediately before the start of the experiment with DMEM containing 0.37% NaHCO₃, 10% horse serum, 2.5% fetal bovine serum, 1% non-essential amino acids(100X), 1% glutamine(100X), 1% Penicillin/Streptomycin(10,000 Units of Penicillin and 10,000 micrograms of Streptomycin per ml), and 25 mM HEPES, pH 7.4. LH release was initiated by adding 1 ml of fresh medium containing test compounds in the presence of 2 nM GnRH to each well in duplicate. Incubation was carried out at 37°C for 3 hr. After incubation, medium was removed and centrifuged at 2,000 x g for 15 min to remove any cellular material. The supernatant fluid

was removed and assayed for LH content with a double antibody RIA procedure using materials obtained from Dr. A. F. Parlow (Harbor-UCLA Medical Center, Torrance, CA).

5 The compounds of formula I are useful in a number of areas affected by GnRH. They may be useful in sex-hormone related conditions, sex-hormone dependent cancers, benign prostatic hyper-trophy or myoma of the uterus. Sex-hormone dependent cancers which may benefit from the administration of the compounds of this invention include prostatic cancer, uterine cancer, breast cancer and pituitary
10 gonadotrophe adenomas. Other sex-hormone dependent conditions which may benefit from the administration of the compounds of this invention include endometriosis, polycystic ovarian disease, uterine fibroids and precocious puberty. The compounds may also be used in combination with an angiotensin-converting enzyme inhibitor such as
15 Enalapril or Captopril, an angiotensin II-receptor antagonist such as Losartan or a renin inhibitor for the treatment of uterine fibroids.

The compounds of the invention may also be useful for controlling pregnancy, as a contraceptive in both men and women, for
20 *in vitro* fertilization, in the treatment of premenstrual syndrome, in the treatment of lupus erythematosus, in the treatment of hirsutism, in the treatment of irritable bowel syndrome and for the treatment of sleep disorders such as sleep apnea.

A further use of the compounds of this invention is as an adjunct to growth hormone therapy in growth hormone deficient
25 children. The compounds may be administered with growth hormone or a compound which increases the endogenous production or release of growth hormone. Certain compounds have been developed which stimulate the release of endogenous growth hormone. Peptides which are known to stimulate the release of endogenous growth hormone
30 include growth hormone releasing hormone, the growth hormone releasing peptides GHRP-6 and GHRP-1 (described in U.S. Patent No. 4,411,890, PCT Patent Pub. No. WO 89/07110, and PCT Patent Pub. No. WO 89/07111) and GHRP-2 (described in PCT Patent Pub. No. WO
35 93/04081), as well as hexarelin (J. Endocrinol Invest., 15(Suppl 4), 45 (1992)). Other compounds which stimulate the release of endogenous

growth hormone are disclosed, for example, in the following: U.S. Patent No. 3,239,345; U.S. Patent No. 4,036,979; U.S. Patent No. 4,411,890; U.S. Patent No. 5,206,235; U.S. Patent No. 5,283,241; U.S. Patent No. 5,284,841; U.S. Patent No. 5,310,737; U.S. Patent No. 5,317,017; U.S. Patent No. 5,374,721; U.S. Patent No. 5,430,144; U.S. Patent No. 5,434,261; U.S. Patent No. 5,438,136; EPO Patent Pub. No. 0,144,230; EPO Patent Pub. No. 0,513,974; PCT Patent Pub. No. WO 94/07486; PCT Patent Pub. No. WO 94/08583; PCT Patent Pub. No. WO 94/11012; PCT Patent Pub. No. WO 94/13696; PCT Patent Pub. No. WO 94/19367; PCT Patent Pub. No. WO 95/03289; PCT Patent Pub. No. WO 95/03290; PCT Patent Pub. No. WO 95/09633; PCT Patent Pub. No. WO 95/11029; PCT Patent Pub. No. WO 95/12598; PCT Patent Pub. No. WO 95/13069; PCT Patent Pub. No. WO 95/14666; PCT Patent Pub. No. WO 95/16675; PCT Patent Pub. No. WO 95/16692; PCT Patent Pub. No. WO 95/17422; PCT Patent Pub. No. WO 95/17423; Science, **260**, 1640-1643 (June 11, 1993); Ann. Rep. Med. Chem., **28**, 177-186 (1993); Bioorg. Med. Chem. Ltrs., **4**(22), 2709-2714 (1994); and Proc. Natl. Acad. Sci. USA **92**, 7001-7005 (July 1995).

Representative preferred growth hormone secretagogues employed in the present combination include the following:

20

1) N-[1(R)-[(1,2-Dihydro-1-methanesulfonylspiro[3H-indole-3,4'-piperidin]-1'-yl)carbonyl]-2-(1H-indol-3-yl)ethyl]-2-amino-2-methylpropanamide;

25

2) N-[1(R)-[(1,2-Dihydro-1-methanecarbonylspiro[3H-indole-3,4'-piperidin]-1'-yl)carbonyl]-2-(1H-indol-3-yl)ethyl]-2-amino-2-methylpropanamide;

30

3) N-[1(R)-[(1,2-Dihydro-1-benzenesulfonylspiro[3H-indole-3,4'-piperidin]-1'-yl)carbonyl]-2-(1H-indol-3-yl)ethyl]-2-amino-2-methylpropanamide;

35

4) N-[1(R)-[(3,4-Dihydro-spiro[2H-1-benzopyran-2,4'-piperidin]-1'-yl)carbonyl]-2-(1H-indol-3-yl)ethyl]-2-amino-2-methylpropanamide;

- 5) N-[1(R)-[(2-Acetyl-1,2,3,4-tetrahydrospiro[isoquinolin-4,4'-piperidin]-1'-yl)carbonyl]-2-(indol-3-yl)ethyl]-2-amino-2-methyl-propanamide;
- 6) N-[1(R)-[(1,2-Dihydro-1-methanesulfonylspiro[3H-indole-3,4'-piperidin]-1'-yl)carbonyl]-2-(phenylmethoxy)ethyl]-2-amino-2-methylpropanamide;
- 7) N-[1(R)-[(1,2-Dihydro-1-methanesulfonylspiro[3H-indole-3,4'-piperidin]-1'-yl)carbonyl]-2-(phenylmethoxy)ethyl]-2-amino-2-methylpropanamide methanesulfonate;
- 8) N-[1(R)-[(1,2-Dihydro-1-methanesulfonylspiro[3H-indole-3,4'-piperidin]-1'-yl)carbonyl]-2-(2',6'-difluorophenylmethoxy)ethyl]-2-amino-2-methylpropanamide;
- 9) N-[1(R)-[(1,2-Dihydro-1-methanesulfonyl-5-fluorospiro[3H-indole-3,4'-piperidin]-1'-yl)carbonyl]-2-(phenylmethoxy)ethyl]-2-amino-2-methylpropanamide;
- 10) N-[1(S)-[(1,2-Dihydro-1-methanesulfonylspiro[3H-indole-3,4'-piperidin]-1'-yl) carbonyl]-2-(phenylmethylthio)ethyl]-2-amino-2-methylpropanamide;
- 11) N-[1(R)-[(1,2-Dihydro-1-methanesulfonylspiro[3H-indole-3,4'-piperidin]-1'-yl)carbonyl]-3-phenylpropyl]-2-amino-2-methylpropanamide;
- 12) N-[1(R)-[(1,2-Dihydro-1-methanesulfonylspiro[3H-indole-3,4'-piperidin]-1'-yl)carbonyl]-3-cyclohexylpropyl]-2-amino-2-methylpropanamide;
- 13) N-[1(R)-[(1,2-Dihydro-1-methanesulfonylspiro[3H-indole-3,4'-piperidin]-1'-yl)carbonyl]-4-phenylbutyl]-2-amino-2-methylpropanamide;

14) N-[1(R)-[(1,2-Dihydro-1-methanesulfonylspiro[3H-indole-3,4'-piperidin]-1'-yl)carbonyl]-2-(5-fluoro-1H-indol-3-yl)ethyl]-2-amino-2-methylpropanamide;

5 15) N-[1(R)-[(1,2-Dihydro-1-methanesulfonyl-5-fluorospiro[3H-indole-3,4'-piperidin]-1'-yl)carbonyl]-2-(5-fluoro-1H-indol-3-yl)ethyl]-2-amino-2-methylpropanamide;

16) N-[1(R)-[(1,2-Dihydro-1-(2-ethoxycarbonyl)methylsulfonylspiro-[3H-indole-3,4'-piperidin]-1'-yl)carbonyl]-2-(1H-indol-3-yl)ethyl]-2-amino-2-methylpropanamide;

10 /17) N-[1(R)-[(1,2-Dihydro-1,1-dioxospiro[3H-benzothiophene-3,4'-piperidin]-1'-yl)carbonyl]-2-(phenylmethoxy)ethyl]-2-amino-2-methylpropanamide;

15

and pharmaceutically acceptable salts thereof.

The compounds of the invention may also be used in combination with bisphosphonates (bisphosphonic acids) and other agents, such as growth hormone secretagogues, e.g. MK-0677, for the treatment and the prevention of disturbances of calcium, phosphate and bone metabolism, in particular, for the prevention of bone loss during therapy with the GnRH antagonist, and in combination with estrogens, progesterones and/or androgens for the prevention or treatment of bone loss or hypogonadal symptoms such as hot flashes during therapy with the GnRH antagonist.

20
25

Bisphosphonates (bisphosphonic acids) are known to inhibit bone resorption and are useful for the treatment of bone lithiasis as disclosed in U.S. Patent 4,621,077 to Rosini, et al.

The literature discloses a variety of bisphosphonic acids which are useful in the treatment and prevention of diseases involving bone resorption. Representative examples may be found in the following: U.S. Patent No. 3,251,907; U.S. Patent No. 3,422,137; U.S. Patent No. 3,584,125; U.S. Patent No. 3,940,436; U.S. Patent No. 3,944,599; U.S. Patent No. 3,962,432; U.S. Patent No. 4,054,598; U.S. Patent No. 4,267,108; U.S. Patent No. 4,327,039; U.S. Patent No. 4,407,761; U.S.

30
35

Patent No. 4,578,376; U.S. Patent No. 4,621,077; U.S. Patent No. 4,624,947; U.S. Patent No. 4,746,654; U.S. Patent No. 4,761,406; U.S. Patent No. 4,922,007; U.S. Patent No. 4,942,157; U.S. Patent No. 5,227,506; U.S. Patent No. 5,270,365; EPO Patent Pub. No. 0,252,504; and J. Org. Chem.,
5 36, 3843 (1971).

The preparation of bisphosphonic acids and halo-bisphosphonic acids is well known in the art. Representative examples may be found in the above mentioned references which disclose the compounds as being useful for the treatment of disturbances of calcium
10 or phosphate metabolism, in particular, as inhibitors of bone resorption.

Preferred bisphosphonates are selected from the group of the following compounds: alendronic acid, etidrononic acid, clodronic acid, pamidronic acid, tiludronic acid, risedronic acid, 6-amino-1-hydroxy-hexylidene-bisphosphonic acid, and 1-hydroxy-3(methylpentyl-
15 amino)-propylidene-bisphosphonic acid; or any pharmaceutically acceptable salt thereof. A particularly preferred bisphosphonate is alendronic acid (alendronate), or a pharmaceutically acceptable salt thereof. An especially preferred bisphosphonate is alendronate sodium, including alendronate sodium trihydrate. Alendronate sodium has
20 received regulatory approval for marketing in the United States under the trademark FOSAMAX®.

Additionally, a compound of the present invention may be co-administered with a 5α -reductase 2 inhibitor, such as finasteride or epristeride; a 5α -reductase 1 inhibitor such as 4,7 β -dimethyl-4-aza- 5α -
25 cholestan-3-one, 3-oxo-4-aza-4,7 β -dimethyl-16 β -(4-chlorophenoxy)- 5α -androstane, and 3-oxo-4-aza-4,7 β -dimethyl-16 β -(phenoxy)- 5α -androstane as disclosed in WO 93/23420 and WO 95/11254; dual inhibitors of 5α -reductase 1 and 5α -reductase 2 such as 3-oxo-4-aza-17 β -(2,5-trifluoromethylphenyl-carbamoyl)- 5α -androstane as disclosed in WO 95/07927;
30 antiandrogens such as flutamide, casodex and cyproterone acetate, and alpha-1 blockers such as prazosin, terazosin, doxazosin, tamsulosin, and alfuzosin.

Further, a compound of the present invention may be used in combination with growth hormone, growth hormone releasing
35 hormone or growth hormone secretagogues, to delay puberty in growth

hormone deficient children, which will allow them to continue to gain height before fusion of the epiphyses and cessation of growth at puberty.

For combination treatment with more than one active agent, where the active agents are in separate dosage formulations, 5 the active agents may be administered separately or in conjunction. In addition, the administration of one element may be prior to, concurrent to, or subsequent to the administration of the other agent.

The pharmaceutical compositions containing the active ingredient may be in a form suitable for oral use, for example, as tablets, 10 troches, lozenges, aqueous or oily suspensions, dispersible powders or granules, emulsions, hard or soft capsules, or syrups or elixirs. Compositions intended for oral use may be prepared according to any method known to the art for the manufacture of pharmaceutical compositions and such compositions may contain one or more agents 15 selected from the group consisting of sweetening agents, flavoring agents, coloring agents and preserving agents in order to provide pharmaceutically elegant and palatable preparations. Tablets contain the active ingredient in admixture with non-toxic pharmaceutically acceptable excipients which are suitable for the manufacture of tablets. 20 These excipients may be for example, inert diluents, such as calcium carbonate, sodium carbonate, lactose, calcium phosphate or sodium phosphate; granulating and disintegrating agents, for example, corn starch, or alginic acid; binding agents, for example starch, gelatin or acacia, and lubricating agents, for example, magnesium stearate, 25 stearic acid or talc. The tablets may be uncoated or they may be coated by known techniques to delay disintegration and absorption in the gastrointestinal tract and thereby provide a sustained action over a longer period. For example, a time delay material such as glyceryl monostearate or glyceryl distearate may be employed. They may also be 30 coated by the technique described in the U.S. Patent 4,256,108; 4,166,452; and 4,265,874 to form osmotic therapeutic tablets for control release.

Formulations for oral use may also be presented as hard gelatin capsules wherein the active ingredient is mixed with an inert solid diluent, for example, calcium carbonate, calcium phosphate or 35 kaolin, or as soft gelatin capsules wherein the active ingredient is mixed

with water or an oil medium, for example peanut oil, liquid paraffin, or olive oil.

Aqueous suspensions contain the active material in admixture with excipients suitable for the manufacture of aqueous suspensions. Such excipients are suspending agents, for example sodium carboxymethylcellulose, methylcellulose, hydroxypropylmethylcellulose, sodium alginate, polyvinyl-pyrrolidone, gum tragacanth and gum acacia; dispersing or wetting agents may be a naturally-occurring phosphatide, for example lecithin, or condensation products of an alkylene oxide with fatty acids, for example polyoxyethylene stearate, or condensation products of ethylene oxide with long chain aliphatic alcohols, for example heptadecaethylene-oxycetanol, or condensation products of ethylene oxide with partial esters derived from fatty acids and a hexitol such as polyoxyethylene sorbitol monooleate, or condensation products of ethylene oxide with partial esters derived from fatty acids and hexitol anhydrides, for example polyethylene sorbitan monooleate. The aqueous suspensions may also contain one or more preservatives, for example ethyl, or n-propyl, p-hydroxybenzoate, one or more coloring agents, one or more flavoring agents, and one or more sweetening agents, such as sucrose, saccharin or aspartame.

Oily suspensions may be formulated by suspending the active ingredient in a vegetable oil, for example arachis oil, olive oil, sesame oil or coconut oil, or in mineral oil such as liquid paraffin. The oily suspensions may contain a thickening agent, for example beeswax, hard paraffin or cetyl alcohol. Sweetening agents such as those set forth above, and flavoring agents may be added to provide a palatable oral preparation. These compositions may be preserved by the addition of an anti-oxidant such as ascorbic acid.

Dispersible powders and granules suitable for preparation of an aqueous suspension by the addition of water provide the active ingredient in admixture with a dispersing or wetting agent, suspending agent and one or more preservatives. Suitable dispersing or wetting agents and suspending agents are exemplified by those already mentioned above. Additional excipients, for example sweetening, flavoring and coloring agents, may also be present.

The pharmaceutical compositions of the invention may also be in the form of an oil-in-water emulsions. The oily phase may be a vegetable oil, for example olive oil or arachis oil, or a mineral oil, for example liquid paraffin or mixtures of these. Suitable emulsifying agents may be naturally-occurring phosphatides, for example soy beans, lecithin, and esters or partial esters derived from fatty acids and hexitol anhydrides, for example sorbitan monooleate, and condensation products of the said partial esters with ethylene oxide, for example polyoxyethylene sorbitan monooleate. The emulsions may also contain sweetening and flavouring agents.

Syrups and elixirs may be formulated with sweetening agents, for example glycerol, propylene glycol, sorbitol or sucrose. Such formulations may also contain a demulcent, a preservative and flavoring and coloring agents.

The pharmaceutical compositions may be in the form of a sterile injectable aqueous or oleagenous suspension. This suspension may be formulated according to the known art using those suitable dispersing or wetting agents and suspending agents which have been mentioned above. The sterile injectable preparation may also be a sterile injectable solution or suspension in a non-toxic parenterally-acceptable diluent or solvent, for example as a solution in 1,3-butane diol. Among the acceptable vehicles and solvents that may be employed are water, Ringer's solution and isotonic sodium chloride solution. In addition, sterile, fixed oils are conventionally employed as a solvent or suspending medium. For this purpose any bland fixed oil may be employed including synthetic mono- or diglycerides. In addition, fatty acids such as oleic acid find use in the preparation of injectables.

Compounds of Formula I may also be administered in the form of a suppositories for rectal administration of the drug. These compositions can be prepared by mixing the drug with a suitable non-irritating excipient which is solid at ordinary temperatures but liquid at the rectal temperature and will therefore melt in the rectum to release the drug. Such materials are cocoa butter and polyethylene glycols.

For topical use, creams, ointments, jellies, solutions or suspensions, etc., containing the compound of Formula I are employed.

(For purposes of this application, topical application shall include mouth washes and gargles.)

The compounds for the present invention can be administered in intranasal form via topical use of suitable intranasal vehicles, or via transdermal routes, using those forms of transdermal skin patches well known to those of ordinary skill in the art. To be administered in the form of a transdermal delivery system, the dosage administration will, of course, be continuous rather than intermittent throughout the dosage regimen. Compounds of the present invention may also be delivered as a suppository employing bases such as cocoa butter, glycerinated gelatin, hydrogenated vegetable oils, mixtures of polyethylene glycols of various molecular weights and fatty acid esters of polyethylene glycol.

The dosage regimen utilizing the compounds of the present invention is selected in accordance with a variety of factors including type, species, age, weight, sex and medical condition of the patient; the severity of the condition to be treated; the route of administration; the renal and hepatic function of the patient; and the particular compound thereof employed. A physician or veterinarian of ordinary skill can readily determine and prescribe the effective amount of the drug required to prevent, counter, arrest or reverse the progress of the condition. Optimal precision in achieving concentration of drug within the range that yields efficacy without toxicity requires a regimen based on the kinetics of the drug's availability to target sites. This involves a consideration of the distribution, equilibrium, and elimination of a drug. Preferably, doses of the compound of structural formula I useful in the method of the present invention range from 0.01 to 1000 mg per adult human per day. Most preferably, dosages range from 0.1 to 500 mg/day. For oral administration, the compositions are preferably provided in the form of tablets containing 0.01 to 1000 milligrams of the active ingredient, particularly 0.01, 0.05, 0.1, 0.5, 1.0, 2.5, 5.0, 10.0, 15.0, 25.0, 50.0, 100 and 500 milligrams of the active ingredient for the symptomatic adjustment of the dosage to the patient to be treated. An effective amount of the drug is ordinarily supplied at a dosage level of from

about 0.0002 mg/kg to about 50 mg/kg of body weight per day. The range is more particularly from about 0.001 mg/kg to 1 mg/kg of body weight per day.

Advantageously, the active agent of the present invention
 5 may be administered in a single daily dose, or the total daily dosage may be administered in dividend doses of two, three or four times daily.

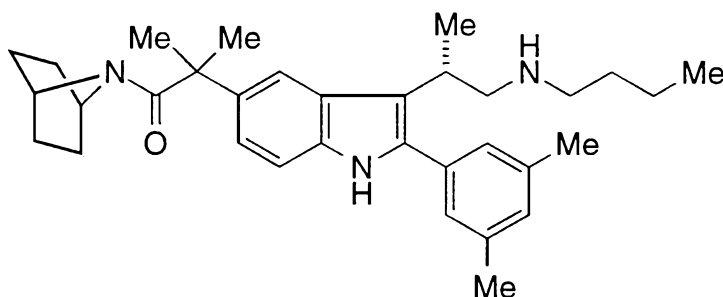
The amount of active ingredient that may be combined
 with the carrier materials to produce a single dosage form will
 10 vary depending upon the host treated and the particular mode of administration.

It will be understood, however, that the specific dose level
 for any particular patient will depend upon a variety of factors including
 the age, body weight, general health, sex, diet, time of administration,
 15 route of administration, rate of excretion, drug combination and the severity of the particular disease undergoing therapy.

The following examples illustrate the preparation of some of
 the compounds of the invention and are not to be construed as limiting
 the invention disclosed herein.

20

EXAMPLE 1



25 (S)-1-(7-azabicyclo[2.2.1]hept-7-yl)-2-[3-(2-butylamino-1-methylethyl)-2-(3,5-dimethylphenyl)-1H-indol-5-yl]-2-methylpropan-1-one

Step 1A (S)-2-[3-(2-amino-1-methylethyl)-7-bromo-2-(3,5-dimethylphenyl)-1*H*-indol-5-yl]-2-methylpropionic acid ethyl ester

5 A mixture of 0.107 g of ethyl 2-(3-bromo-4-hydrazinophenyl)-2-methylpropionate, 0.066 g of (R)-4-chloro-1-(3,5-dimethylphenyl)-3-methylbutan-1-one, and 2.0 mL of *tert*-butanol was stirred at reflux under nitrogen for 16 hours. The cooled solution was concentrated *in vacuo*, and the residue was partitioned between ethyl acetate and a 10% aqueous sodium thiosulfate solution. The organic phase was washed
10 with water and brine, then dried over sodium sulfate, and filtered. The residue from concentration of the filtrate *in vacuo* was purified by flash chromatography on silica gel (chloroform:methanol:ammonium hydroxide, 95:5:1) to give the title compound (53 mg).

15 Step 1B (S)-2-[3-(2-amino-1-methylethyl)-2-(3,5-dimethylphenyl)-1*H*-indol-5-yl]-2-methylpropionic acid ethyl ester

 To a solution of (S)-2-[3-(2-amino-1-methylethyl)-7-bromo-2-(3,5-dimethylphenyl)-1*H*-indol-5-yl]-2-methylpropionic acid ethyl ester (79 mg in 1 mL methanol) was added 8 mg of 10% palladium on carbon
20 catalyst. The reaction flask was fitted with a hydrogen balloon, evacuated and recharged with hydrogen (3 times) and stirred at room temperature. After 7 hours the reaction was flushed with nitrogen, filtered over diatomaceous earth, concentrated *in vacuo* and purified by flash chromatography on silica gel (chloroform:methanol, 92:8) to
25 provide the title compound (68 mg).

Step 1C (S)-2-[3-(2-*tert*-butoxycarbonylamino-1-methylethyl)-2-(3,5-dimethylphenyl)-1*H*-indol-5-yl]-2-methylpropionic acid ethyl ester

30 To a solution of (S)-2-[3-(2-amino-1-methylethyl)-2-(3,5-dimethylphenyl)-1*H*-indol-5-yl]-2-methylpropionic acid ethyl ester (2.13 g in 30 mL tetrahydrofuran) at 0°C was added a solution of di-*tert*-butyl dicarbonate (1.9 g in 6 mL tetrahydrofuran) followed by potassium carbonate (1.2 g in 5 mL water) and the resulting suspension stirred
35 vigorously at 0°C. After 20 minutes, the reaction was quenched by

the addition of excess saturated aqueous ammonium chloride and the mixture extracted with ethyl acetate. The organic portion was dried over sodium sulfate and concentrated *in vacuo*. The residue was purified by flash chromatography on silica gel (hexane:methylene chloride:ethyl acetate, 7.5:7.5:1) to give the title compound (2.52 g).

Step 1D (S)-2-[3-(2-*tert*-butoxycarbonylamino-1-methylethyl)-2-(3,5-dimethylphenyl)-1*H*-indol-5-yl]-2-methylpropionic acid

To a stirred solution of (S)-2-[3-(2-*tert*-butoxycarbonylamino-1-methylethyl)-2-(3,5-dimethylphenyl)-1*H*-indol-5-yl]-2-methylpropionic acid ethyl ester (2.5 g in 80 mL methanol) was added 26 mL of 2.0N potassium hydroxide and the mixture heated to 94°C on an oil bath. After 14 hours the mixture was cooled to 0 °C, acidified to pH5 and extracted with ethyl acetate. The organic layer was washed with saturated ammonium chloride, dried over sodium sulfate and concentrated *in vacuo* to give the crude title compound (2.4 g).

Step 1E (S)-{2-[5-[2-(7-azabicyclo[2.2.1]hept-7-yl)-1,1-dimethyl-2-oxo-ethyl]-2-(3,5-dimethylphenyl)-1*H*-indol-3-yl]-propyl}-carbamic acid *tert*-butyl ester

To a stirred solution of (S)-2-[3-(2-*tert*-butoxycarbonylamino-1-methylethyl)-2-(3,5-dimethylphenyl)-1*H*-indol-5-yl]-2-methylpropionic acid (2.5 g in 25 mL dry methylene chloride) at 0°C was added 1-hydroxybenzotriazole (1.0 g) and 1-(3-dimethylaminopropyl)-3-ethylcarbodiimide hydrochloride (1.24 g) and the reagents allowed to mix for 1 hour. At this time a solution of 7-aza-bicyclo[2.2.1]heptane hydrochloride (1.44 g) was added followed by 1.5 mL triethylamine and the reaction stirred at room temperature. After 21 hours, the mixture was concentrated *in vacuo* and purified by flash chromatography on silica gel (hexane:ethyl acetate, 1:1) to give the title compound (2.6 g).

Step 1F (S)-2-[3-(2-amino-1-methylethyl)-2-(3,5-dimethylphenyl)-1*H*-indol-5-yl]-1-(7-azabicyclo[2.2.1]hept-7-yl)-2-methylpropan-1-one

To a solution of (S)-{2-[5-[2-(7-azabicyclo[2.2.1]hept-7-yl)-

1,1-dimethyl-2-oxo-ethyl]-2-(3,5-dimethylphenyl)-1*H*-indol-3-yl]-propyl}-
carbamic acid *tert*-butyl ester (2.6 g in 90 mL methylene chloride) at 0°C
was added 5.2 mL anisole followed by 37 mL trifluoroacetic acid and the
mixture stirred at 0°C. After 2 hours, the mixture was concentrated
5 *in vacuo* and the residual acid removed by azeotrope with toluene.
Purification by flash chromatography on silica gel (methylene
chloride:methanol:ammonium hydroxide, 90:7:1) gave the title
compound (2.1 g).

10 Step 1G (S)-1-(7-azabicyclo[2.2.1]hept-7-yl)-2-[3-(2-butylamino-1-
methylethyl)-2-(3,5-dimethylphenyl)-1*H*-indol-5-yl]-2-
methylpropan-1-one

To a solution of (S)-2-[3-(2-amino-1-methylethyl)-2-(3,5-
dimethylphenyl)-1*H*-indol-5-yl]-1-(7-azabicyclo[2.2.1]hept-7-yl)-2-
15 methylpropan-1-one (69 mg in 4 mL dry chloroform) at 0°C was added
126 mg magnesium sulfate followed by 0.018 mL butyraldehyde and
the mixture stirred at low temperature. After 30 minutes, a solution
of sodium borohydride (8.3 mg in 0.5 mL methanol) and the reaction
allowed to proceed at 0 °C. After 15 minutes, the reaction was quenched
20 by the addition of saturated sodium bicarbonate and the mixture
extracted with ethyl acetate. The organic portion was washed with
saturated aqueous sodium bicarbonate and then dried over sodium
sulfate. Purification of the concentrate by flash chromatography on
silica gel (methylene chloride:methanol, 93:7) gave the title compound
25 (787 mg).

PREPARATION OF SYNTHETIC INTERMEDIATES

Ethyl 2-(3-bromo-4-hydrazinophenyl)-2-methylpropionate

30

Step A: Ethyl (+/-)-2-(4-nitrophenyl)propionate

To a solution of 9.76 g (50 mmol) of (+/-)-2-(4-nitrophenyl)
propionic acid in 150 mL of absolute ethanol was added 3.0 mL of
concentrated sulfuric acid. The resulting solution was stirred at reflux
35 under nitrogen. After 6 hours, the solution was cooled and stirred

vigorously as 250 mL of saturated aqueous sodium bicarbonate solution was added gradually. The mixture was then partitioned between 750 mL of ethyl acetate and 500 mL of water. The organic layer was washed with 100 mL of saturated aqueous sodium bicarbonate solution and then with
5 100 mL of saturated aqueous sodium chloride solution. The organic phase was dried over magnesium sulfate, filtered, and concentrated *in vacuo* to give 10.86 g (97%) of an oil; homogeneous by TLC in 9:1 hexane-ethyl acetate. 400 MHz ^1H NMR (CDCl_3) was consistent with the assigned structure.

10

Step B: Ethyl 2-methyl-2-(4-nitrophenyl)propionate

A suspension of 924 mg (23 mmol) of sodium hydride (60% in oil) in 21 mL of dry *N,N*-dimethylformamide was stirred under nitrogen in an ice bath as a solution of 4.68 g (21 mmol) of ethyl (+/-)-2-(4-
15 nitrophenyl)propionate in 20.5 mL of dry *N,N*-dimethylformamide was added gradually over about 10 minutes. An intense violet color developed during the addition. The mixture was then allowed to warm to room temperature. After about 1 hour, the mixture was again cooled in an ice bath as a solution of 1.44 mL (3.28 g; 23 mmol) of methyl iodide in 5 mL of
20 dry *N,N*-dimethylformamide was added dropwise by syringe over about 10 minutes, while maintaining the internal temperature at 10-15 °C. The mixture was allowed to warm to room temperature, and the color changed to brown. After 1 hour, an additional 187 mL (426 mg, 3 mmol) of iodomethane was added. By the next day, the mixture consisted of a
25 suspension of some grayish solid in a golden liquid. It was stirred vigorously and quenched by gradual addition of 10 mL of 5% aqueous potassium bisulfate solution. The mixture was partitioned between 400 mL of diethyl ether and 400 mL of water. The organic layer was washed with an additional 3 x 400 mL of water and then with 50 mL of saturated
30 aqueous sodium chloride solution. The organic phase was then dried over magnesium sulfate, filtered, and concentrated *in vacuo*. Flash chromatography of the residue on silica gel (elution with 19:1 hexane-ethyl acetate) yielded 4.31 g (87%) of an oil; homogeneous by TLC in 9:1 hexane-ethyl acetate. 400 MHz ^1H NMR (CDCl_3) was consistent with the
35 assigned structure.

Step C: Ethyl 2-(4-aminophenyl)-2-methylpropionate

A mixture of 4.27 g (18 mmol) of ethyl 2-methyl-2-(4-nitrophenyl)propionate, 200 mg of 10% palladium on carbon, and 120 mL of absolute ethanol was shaken with hydrogen (initial hydrogen pressure 47 psig) in a pressure vessel for 2 hours. The catalyst was removed by filtration through Celite under nitrogen, and the filter cake was washed with additional ethanol. Concentration of the filtrate *in vacuo* at up to 50 °C gave 3.74 g (100%) of an oil; homogeneous by TLC in 4:1 hexane-EtOAc. 400 MHz ¹H NMR (CDCl₃) was consistent with the assigned structure. Mass spectrum (ESI): m/e = 208 (M + H).

Step D: Ethyl 2-(4-amino-3-bromophenyl)-2-methylpropionate

To a solution of ethyl 2-(4-aminophenyl)-2-methylpropionate (4.74 g in 40 mL dry methylene chloride) at 0 °C was added 4.08 g of *N*-bromosuccinimide and the mixture stirred at low temperature. After 1 hour, the mixture was warmed to room temperature and concentrated *in vacuo*. Purification of the residue by flash chromatography on silica gel (hexane:ethyl acetate, 9:1; then 8:2) gave the title compound, 5.46 g.

Step E: Ethyl 2-(3-bromo-4-hydrazinophenyl)-2-methylpropionate

A solution of 0.091 g of ethyl 2-(4-amino-3-bromophenyl)-2-methylpropionate in 0.32 mL of concentrated hydrochloric acid was stirred at -10 to -5°C in an ice-acetone bath as a solution of 0.023 g of sodium nitrite in 0.20 mL of water was added dropwise over about 15 minutes. Stirring was continued at this temperature for an additional 30 minutes. Next, the supernatant was removed by syringe and added dropwise over 10 minutes to a solution of 0.36 g of stannous chloride dihydrate in 0.25 mL of concentrated hydrochloric acid stirred under nitrogen in an ice-acetone bath. The addition was carried out at such a rate that the internal temperature remained at about -5°C. A gummy material separated during the addition. After completion of the addition, stirring was continued at -10 to -5°C for 1 hour. The mixture was then diluted with 60 mL ethyl acetate and washed with sodium carbonate. The organic layer was washed with water and brine then

dried over magnesium sulfate. Concentration *in vacuo* gave the crude title compound.

(R)-4-Chloro-1-(3,5-dimethylphenyl)-3-methylbutan-1-one

5

Step AA: (R)-4-hydroxy-3-methylbutyronitrile

To a solution of (S)-3-bromo-2-methyl-propan-1-ol (5.83g in 25 mL dry *N,N*-dimethylformamide) was added 9.33g sodium cyanide and the mixture heated to 80 °C on an oil bath. After 4 hours, the mixture
10 was cooled to room temperature, diluted with water and extracted with ethyl acetate. The combined organics were washed with water then brine. Concentration *in vacuo* gave the desired crude product (2.74g).

Step BB: (R)-4-methyldihydrofuran-2-one

15

To a solution of (R)-4-hydroxy-3-methyl-butyronitrile (2.73g in 39 mL ethanol) was added a solution of sodium hydroxide (1.64g in 13 mL water) and the mixture heated to reflux on an oil bath. After 7 hours, the mixture was cooled and made acidic by the addition of 2N hydrochloric acid. The organics were removed *in vacuo* and the mixture
20 then extracted with 90 mL benzene. The organics were washed with brine and transferred to a reaction flask fitted with a Dean-Stark trap. *p*-Toluenesulfonic acid (100 mg) was added and the mixture heated to reflux on an oil bath. After 3 hours, the benzene and product (138 °C) were collected by distillation under reduced pressure (1.79g).

25

Step CC: (R)-3-(3,5-dimethylbenzoyl)-4-methyldihydrofuran-2-one

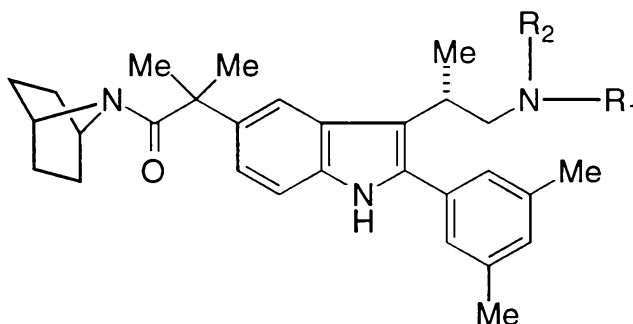
To a solution of (R)-4-methyldihydrofuran-2-one (1.68 g in 40 mL dioxane) were added 5.51g 3,5-dimethylbenzoic acid methyl ester followed by 1.82g sodium hydroxide and the mixture heated to reflux on
30 an oil bath. After 3 hours, the mixture was cooled to room temperature and the pH neutralized by the addition of 0.5N hydrochloric acid. The mixture was then extracted with ethyl acetate and the organic portion washed with brine and dried over sodium sulfate. Purification of the concentrate by flash chromatography on silica gel (hexane:ethyl acetate,
35 9:1) gave the title compound (2.42g).

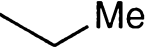
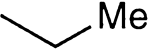
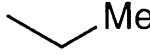

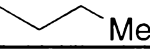
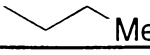


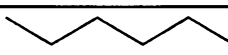
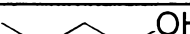
Step DD: (R)-4-chloro-1-(3,5-dimethylphenyl)-3-methylbutan-1-one

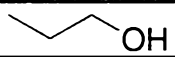
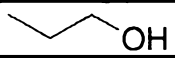



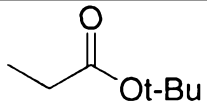
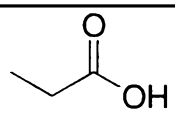
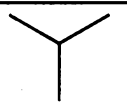
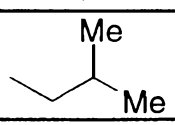
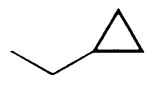
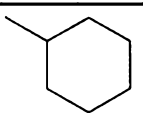
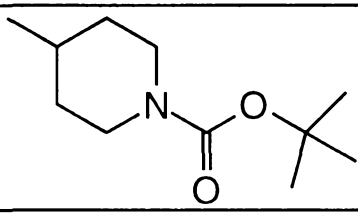
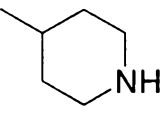
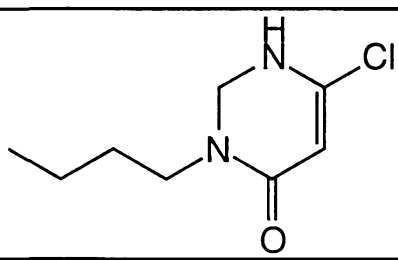
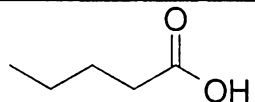
To a solution of (R)-3-(3,5-dimethylbenzoyl)-4-methyl-

- 5 hydrochloric acid and the mixture heated to reflux on an oil bath. After one hour, the reaction was poured into cold, saturated aqueous sodium bicarbonate. Additional solid sodium bicarbonate was added until all acid was neutralized. This was then extracted with ethyl acetate, washed with brine. Concentration in vacuo provided the title compound
- 10 (2.12g).

Following a procedure similar to that described in Example 1, the following compounds were prepared:

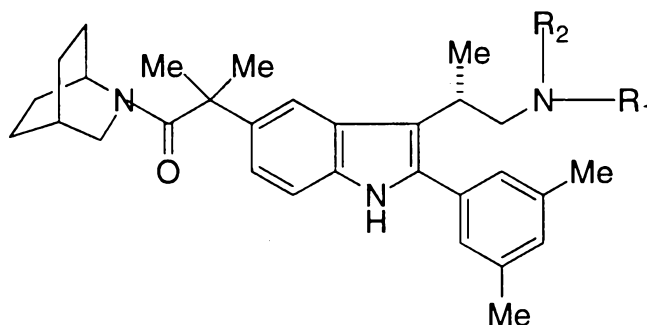


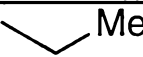
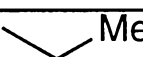
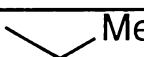
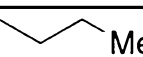
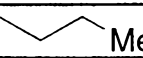
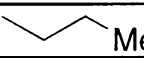

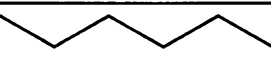
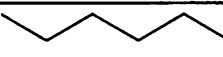
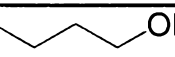
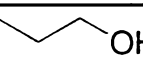
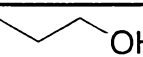
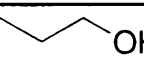
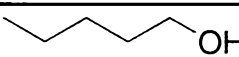
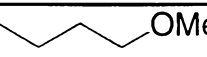
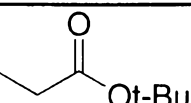
Example #	R ₁	R ₂
1A	H	H
1B	Me	Me
1C	 Me	H
1D	 Me	 Me
1E	 Me	H
1F	 Me	 Me
1G		H
1H		
1I	 OH	H

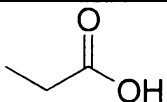
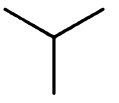
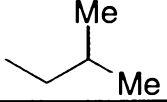
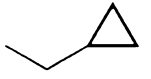
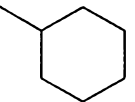
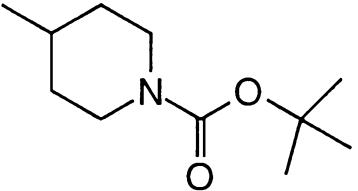
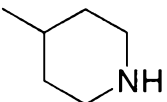
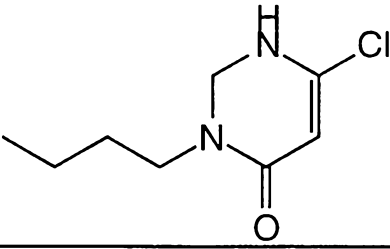
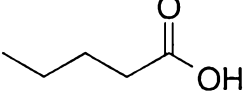
1J		H
1K		
1L		H
1M		H
1N		H
1O		H
1P		H
1Q		H
1R		H
1S		H
1T		H
1U		H
1V		H
1W		H

EXAMPLE 1.1

Following a procedure similar to that described in Example 1 employing 2-aza-bicyclo[2.2.2]octane •HCl instead of 7-aza-bicyclo[2.2.1]heptane hydrochloride, the following compounds were prepared:

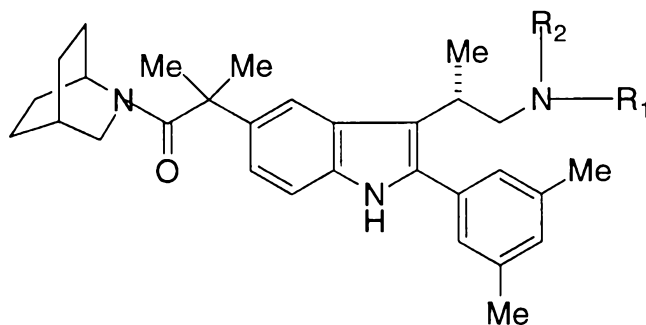


<u>Example #</u>	<u>R₁</u>	<u>R₂</u>
1.1A	H	H
1.1B	Me	Me
1.1C	 Me	H
1.1D	 Me	 Me
1.1E	 Me	H
1.1F	 Me	 Me
1.1G		H
1.1H		
1.1I	 OH	H
1.1J	 OH	H
1.1K	 OH	 OH
1.1L	 OH	H
1.1M	 OMe	H
1.1N		H

1.1O		H
1.1P		H
1.1Q		H
1.1R		H
1.1S		H
1.1T		H
1.1U		H
1.1V		H
1.1W		H

EXAMPLE 1.2

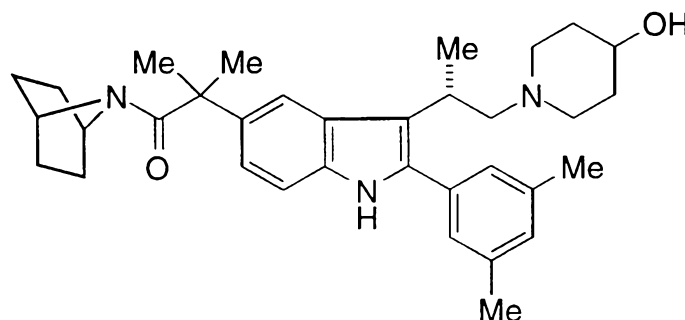
5 Following a procedure similar to that described in Example 1 employing 2-aza-bicyclo[2.2.2]octane •HCl instead of 7-aza-bicyclo[2.2.1]heptane hydrochloride, the following compounds were prepared:



Example #	R1	R2
1.2A		Me
1.2B		Me

EXAMPLE 2

5



(S)-1-(7-aza-bicyclo[2.2.1]hept-7-yl)-2-{2-(3,5-dimethylphenyl)-3-[2-(4-hydroxypiperidin-1-yl)-1-methylethyl]-1H-indol-5-yl}-2-methylpropan-1-one

10

Step 2A (S)-2-{2-(3,5-dimethylphenyl)-3-[1-methyl-2-(4-oxo-piperidin-1-yl)-ethyl]-1H-indol-5-yl}-2-methylpropionic acid ethyl ester

15

To a solution of (S)-2-[3-(2-amino-1-methylethyl)-2-(3,5-dimethylphenyl)-1H-indol-5-yl]-2-methylpropionic acid ethyl ester (EXAMPLE 1, Step 1B, 0.50g in 2 mL ethanol) was added 18 mg potassium carbonate followed by the dropwise addition of a solution

of 1-ethyl-1-methyl-piperidinium-4-one chloride (513 mg in 0.80 mL water) and the mixture heated to reflux on an oil bath. After 1 hour, the mixture was cooled to room temperature, diluted with ethyl acetate and washed successively with 10% aqueous sodium bisulfate, water, 5 saturated aqueous sodium bicarbonate and brine. The organic portion was dried over sodium sulfate, concentrated *in vacuo* and the residue purified by flash chromatography on silica gel (hexane:ethyl acetate, 7:3) to give the title compound (356 mg).

10 Step 2B (S)-2-{2-(3,5-dimethylphenyl)-3-[1-methyl-2-(4-oxo-piperidin-1-yl)-ethyl]-1*H*-indol-5-yl}-2-methylpropionic acid

Prepared essentially as described in EXAMPLE 1, Step D from (S)-2-{2-(3,5-dimethylphenyl)-3-[1-methyl-2-(4-oxo-piperidin-1-yl)-ethyl]-1*H*-indol-5-yl}-2-methylpropionic acid ethyl ester (356 mg) to give 15 the title compound (156 mg).

Step 2C (S)-1-{2-[5-[2-(7-aza-bicyclo[2.2.1]hept-7-yl)-1,1-dimethyl-2-oxo-ethyl]-2-(3,5-dimethylphenyl)-1*H*-indol-3-yl]-propyl}-piperidin-4-one

20 To a solution of (S)-2-{2-(3,5-dimethylphenyl)-3-[1-methyl-2-(4-oxo-piperidin-1-yl)-ethyl]-1*H*-indol-5-yl}-2-methylpropionic acid (148 mg in 2 mL dry methylene chloride) was added 58 mg 7-aza-bicyclo[2.2.1]heptane hydrochloride followed by 0.185 mL triethylamine and 173 mg of the PyBOP reagent and the mixture stirred at room temperature. After 25 14 hours, the mixture was concentrated *in vacuo* and the residue dissolved in ethyl acetate, washed with water and brine and the organic portion dried over sodium sulfate. Purification of the concentrate by flash chromatography on silica gel (ethyl acetate:hexane, 3:2) gave the title compound (128 mg).

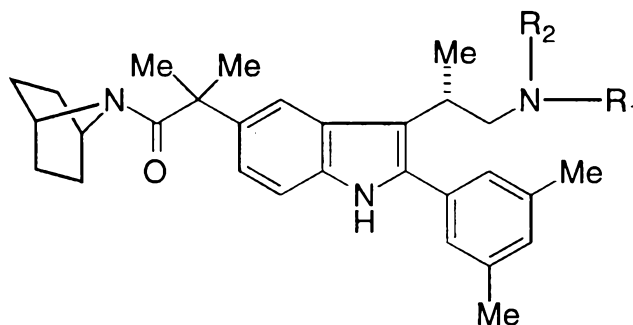
30

Step 2D (S)-1-(7-aza-bicyclo[2.2.1]hept-7-yl)-2-{2-(3,5-dimethylphenyl)-3-[2-(4-hydroxypiperidin-1-yl)-1-methylethyl]-1*H*-indol-5-yl}-2-methylpropan-1-one

35 To a solution of (S)-1-{2-[5-[2-(7-aza-bicyclo[2.2.1]hept-7-yl)-1,1-dimethyl-2-oxo-ethyl]-2-(3,5-dimethylphenyl)-1*H*-indol-3-yl]-propyl}-

piperidin-4-one (15 mg in 0.10 mL dry methanol) at 0°C was added a solution of sodium borohydride (1 mg in 0.15 mL methanol) and the mixture stirred at low temperature. After 4 hours, the solvent was removed *in vacuo* and the residue purified by flash chromatography on silica gel (methylene chloride:methanol, 9:1) to give the title compound (14 mg).

Following a procedure similar to that described in Example 2, the following compounds were prepared:

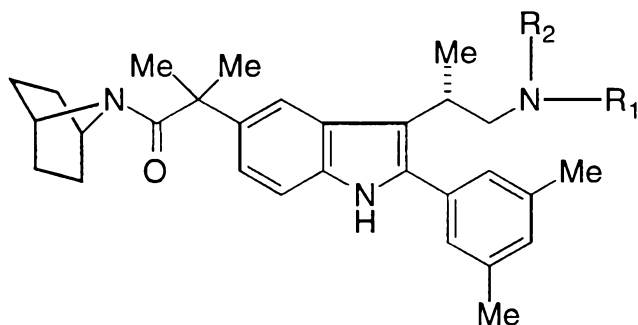


10

Example #	-NR ₁ / R ₂
2A	
2B	

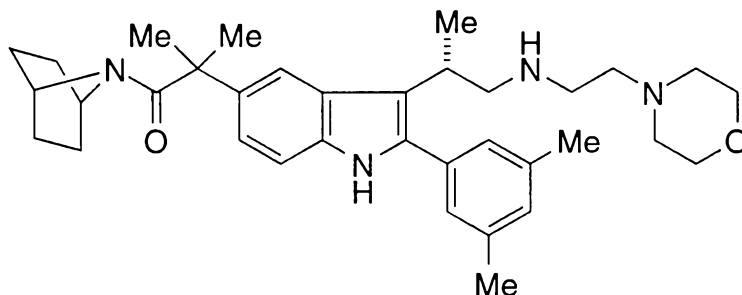
EXAMPLE 3

Following a procedure similar to that described in Example 1, Steps C and E, the following compounds were prepared:



Example #	R ₁	R ₂
3A		H
3B		H

5

EXAMPLE 4

10 (S)-1-(7-aza-bicyclo[2.2.1]hept-7-yl)-2-(2-(3,5-dimethylphenyl)-
3-[1-methyl-2-(2-morpholin-4-yl-ethylamino)-ethyl]-
1H-indol-5-yl]-2-methyl-propan-1-one

15 Step 4A (S)-N-{2-[5-[2-(7-azabicyclo[2.2.1]hept-7-yl)-1,1-dimethyl-2-oxo-ethyl]-2-(3,5-dimethylphenyl)-1H-indol-3-yl]-propyl}-2,4-dinitrobenzenesulfonamide

To a solution of (S)-2-[3-(2-amino-1-methylethyl)-2-(3,5-dimethylphenyl)-1H-indol-5-yl]-1-(7-azabicyclo[2.2.1]hept-7-yl)-2-

methylpropan-1-one (1.1g in 15 mL dry methylene chloride) at 0°C was added 1.3 mL of 2,4,6-collidine followed by 1.3g of 2,4-dinitrobenzenesulfonyl chloride and the mixture warmed slowly to room temperature. After 20 hours, the mixture was diluted with ethyl acetate, washed with brine and the organics concentrated *in vacuo*. Purification by flash chromatography on silica gel (ethyl acetate:hexane, 1:4; then 2:3; then 3:2; then 4:1) gave the title compound (1.57g).

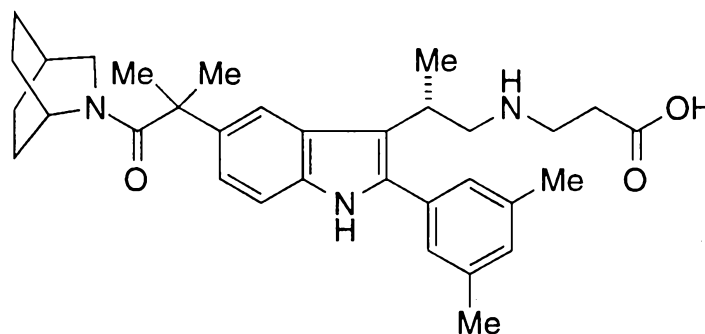
Step 4B (S)-N-{2-[5-[2-(7-aza-bicyclo[2.2.1]hept-7-yl)-1,1-dimethyl-2-oxo-ethyl]-2-(3,5-dimethylphenyl)-1*H*-indol-3-yl]-propyl}-N-(2-morpholin-4-yl-ethyl)-2,4-dinitrobenzenesulfonamide

To a solution of (S)-N-{2-[5-[2-(7-azabicyclo[2.2.1]hept-7-yl)-1,1-dimethyl 2-oxo-ethyl]-2-(3,5-dimethylphenyl)-1*H*-indol-3-yl]-propyl}-2,4-dinitrobenzenesulfonamide (52.5mg in 1.6 mL dry benzene) was added 20.3mg 2-morpholin-4-yl-ethanol followed by 40.8mg triphenylphosphine and 0.025mL of diethyl azodicarboxylate added dropwise. After 20 minutes, the mixture was concentrated and the crude reaction product purified by flash chromatography on silica gel (ethyl acetate:hexane, 1:3) to give the title compound (95.2mg).

Step 4C (S)-1-(7-aza-bicyclo[2.2.1]hept-7-yl)-2-{2-(3,5-dimethylphenyl)-3-[1-methyl-2-(2-morpholin-4-yl-ethylamino)-ethyl]-1*H*-indol-5-yl}-2-methyl-propan-1-one

To a solution of (S)-N-{2-[5-[2-(7-aza-bicyclo[2.2.1]hept-7-yl)-1,1-dimethyl-2-oxo-ethyl]-2-(3,5-dimethylphenyl)-1*H*-indol-3-yl]-propyl}-N-(2-morpholin-4-yl-ethyl)-2,4-dinitrobenzenesulfonamide (61.3mg in 1.4 mL dry methylene chloride) was added 0.130 mL of n-propylamine and the mixture stirred at room temperature. After 60 minutes the reaction was quenched by the addition of water, extracted with ethyl acetate and the combined organics washed with saturated aqueous sodium bicarbonate. The organic portion was then dried over sodium sulfate and concentrated *in vacuo*. Purification of the residue by flash chromatography on silica gel (methylene chloride:methanol, 92:8; then methylene chloride:methanol:ammonium hydroxide, 90:7:1) gave the title compound (39mg).

4H	 <chem>CCCC1CCN(C1)C(=O)N(C)C</chem>
4I	 <chem>CCCC1CCN(C1)C(=O)N2CCCC2</chem>
4J	 <chem>CCCC1CCN(C1)S(=O)(=O)C</chem>
4K	 <chem>CCCC1CCN(C1)S(=O)(=O)C(C)C</chem>
4L	 <chem>CCCC1CCN(C1)C(=O)OC</chem>
4M	 <chem>CCCC1CCN(C1)C(=O)OC</chem>
4N	 <chem>CCCC1CCN(C1)CC(=O)OC</chem>
4O	 <chem>CCCC1CCN(C1)CC(=O)O</chem>

EXAMPLE 4.1

5 (S)-3-{2-[5-[2-(2-aza-bicyclo[2.2.2]oct-2-yl)-1,1-dimethyl-2-oxo-ethyl]-2-(3,5-dimethylphenyl)-1H-indol-3-yl]-propylamino}-propionic acid

Step 4.1A (S)-3-{2-[5-[2-(2-aza-bicyclo[2.2.2]oct-2-yl)-1,1-dimethyl-2-oxo-ethyl]-2-(3,5-dimethylphenyl)-1 H -indol-3-yl]-propylamino}-propionic acid *tert*-butyl ester

10

To a solution of (S)-2-[3-(2-amino-1-methylethyl)-2-(3,5-dimethylphenyl)-1 H -indol-5-yl]-1-(2-aza-bicyclo[2.2.2]oct-2-yl)-2-methylpropan-1-one (248.6mg in 2.0mL absolute ethanol) was added 0.080mL *tert*-butyl acrylate and the mixture heated to 70°C on an oil bath. After 3 hours, the mixture was cooled to room temperature and concentrated *in vacuo*. The residue was purified by flash chromatography on silica gel (methylene chloride:methanol, 94:6) to give the title compound (232mg).

15

20 Step 4.1B (S)-3-{2-[5-[2-(2-aza-bicyclo[2.2.2]oct-2-yl)-1,1-dimethyl-2-oxo-ethyl]-2-(3,5-dimethylphenyl)-1H-indol-3-yl]-propylamino}-propionic acid

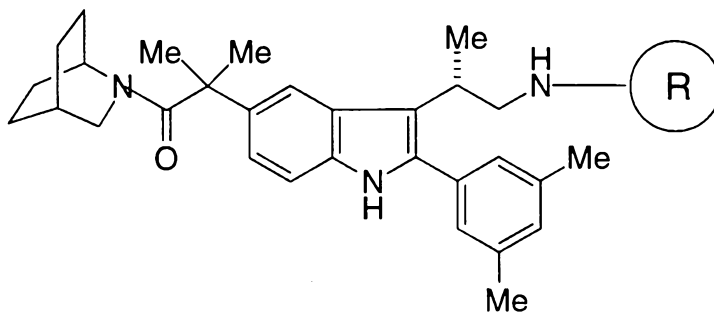
25

To a solution of (S)-3-{2-[5-[2-(2-aza-bicyclo[2.2.2]oct-2-yl)-1,1-dimethyl-2-oxo-ethyl]-2-(3,5-dimethylphenyl)-1 H -indol-3-yl]-propylamino}-propionic acid *tert*-butyl ester (248mg in 9.0 mL dry methylene chloride) was added 0.50 mL anisole followed by 3 mL trifluoroacetic acid and the mixture stirred at room temperature. After 7 hours, the mixture was concentrated *in vacuo*. Purification by HPLC

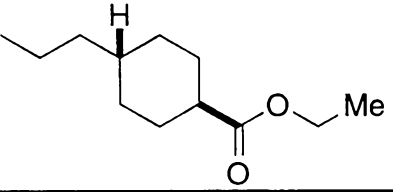
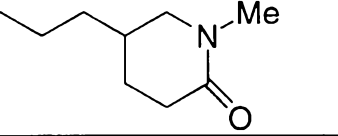
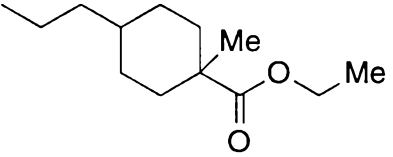
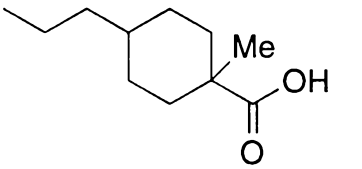
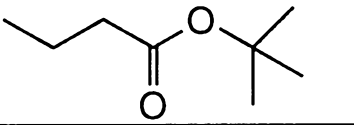
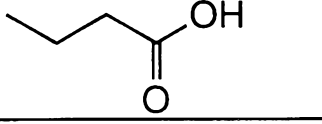
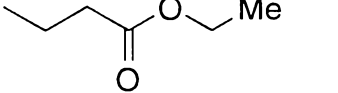
(RPC-8, methanol:water:trifluoroacetic acid, gradient 65:35:0.1 to 75:25:0.1) gave the title compound as the trifluoroacetic acid salt (241mg).

Following a procedure similar to that described above and in Example 4, the following compounds were prepared:

5

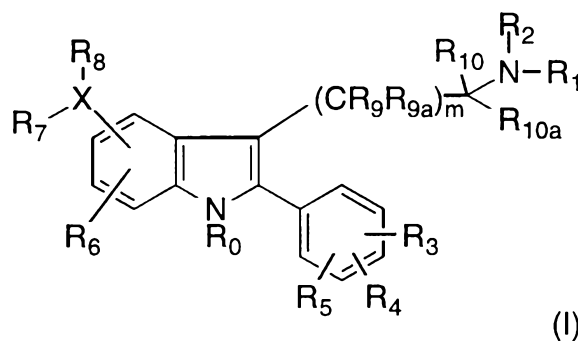


Example #	R
4.1A	
4.1B	
4.1C	
4.1D	
4.1H	

4.1I	
4.1J	
4.1K	
4.1L	
4.1M	
4.1N	
4.1O	

WHAT IS CLAIMED IS:

1. A compound of the formula



5

wherein

R₀ is hydrogen, C₁-C₆ alkyl, substituted C₁-C₆ alkyl, wherein the substituents are as defined below; aryl, substituted aryl, aralkyl or substituted aralkyl, wherein the substituents are as defined for R₃, R₄ and R₅;

10

R₁ and R₂ are independently hydrogen, C₁-C₆ alkyl, substituted C₁-C₆ alkyl, C₃-C₇ cycloalkyl, substituted C₃-C₇ cycloalkyl, a heterocyclic ring or bicyclic heterocyclic ring with from 1 to 4 heteroatoms selected from N, O or S which can be optionally substituted by R₃, R₄ and R₅, C₁-C₆-alkyl substituted by a heterocyclic ring or bicyclic heterocyclic ring with from 1 to 4 heteroatoms selected from N, O or S which can be optionally substituted by R₃, R₄ and R₅, C₃-C₆ alkenyl, substituted C₃-C₆ alkenyl, C₃-C₆ alkynyl, substituted C₃-C₆ alkynyl, C₀-C₅-alkyl-S(O)_n-C₀-C₅ alkyl, C₂-C₆ alkyl(NR₁₁R₁₂), C₂-C₆ alkyl(OR₁₁), or C₁-C₆alkyl(CONR₁₁R₁₂); with the proviso that R₁₁ and R₁₂ independently or taken together are not aryl, substituted aryl, aralkyl, or substituted aralkyl ; or


15

20

25

R₁ and R₂ taken together form an optionally substituted non-heteroaromatic ring of 3-8 atoms containing 0,1 or 2 additional heteroatoms selected from S, O or N;

- R₃, R₄ and R₅ are independently hydrogen, C₁-C₆ alkyl, substituted C₁-C₆ alkyl, C₂-C₆ alkenyl, substituted C₂-C₆ alkenyl, CN, nitro, C₁-C₃ perfluoroalkyl, C₁-C₃ perfluoroalkoxy, aryl, substituted aryl, aralkyl, substituted aralkyl, R₁₁O(CH₂)_p-,
 5 R₁₁C(O)O(CH₂)_p-, R₁₁OC(O)(CH₂)_p-, -(CH₂)_pS(O)_nR₁₇, -(CH₂)_pC(O)NR₁₁R₁₂ or halogen; wherein R₁₇ is hydrogen, C₁-C₆ alkyl, C₁-C₃ perfluoroalkyl, aryl or substituted aryl; or
 R₃ and R₄ taken together form a carbocyclic ring of 3-7 carbon atoms or a
 10 heterocyclic ring containing 1-3 heteroatoms selected from N, O and S;
 R₆ is hydrogen, C₁-C₆ alkyl, substituted C₁-C₆ alkyl, aryl, substituted aryl, C₁-C₃ perfluoroalkyl, CN, NO₂, halogen, R₁₁O(CH₂)_p-, NR₂₁C(O)R₂₀, NR₂₁C(O)NR₂₀R₂₁ or SO_nR₂₀;
 R₇ is hydrogen, C₁-C₆ alkyl, or substituted C₁-C₆ alkyl;
 15 R₈ is C(O)OR₂₀, C(O)NR₂₀R₂₁, NR₂₀R₂₁, C(O)R₂₀, NR₂₁C(O)R₂₀, NR₂₁C(O)NR₂₀R₂₁, NR₂₀S(O)₂R₂₁, NR₂₁S(O)₂NR₂₀R₂₁, OC(O)R₂₀, OC(O)NR₂₀R₂₁, OR₂₀, SO_nR₂₀, S(O)_nNR₂₀R₂₁, a heteroaromatic or substituted heteroaromatic ring, a heterocyclic ring or bicyclic heterocyclic ring with from 1 to 4
 20 heteroatoms selected from N, O or S which can be optionally substituted by R₃, R₄ and R₅, C₁-C₆ alkyl or substituted C₁-C₆ alkyl; or
 R₇ and R₈ taken together form a heterocyclic ring containing one or
 25 more heteroatoms selected from N, O or S which can be optionally substituted by R₃, R₄ and R₅;
 R₉ and R_{9a} are independently hydrogen, C₁-C₆ alkyl, substituted C₁-C₆ alkyl; aryl or substituted aryl, aralkyl or substituted aralkyl when m≠0; or
 R₉ and R_{9a} taken together form a carbocyclic ring of 3-7 atoms or
 30 when m≠0;
 R₁₀ and R_{10a} are independently hydrogen, C₁-C₆ alkyl, substituted C₁-C₆ alkyl, aryl, substituted aryl, aralkyl or substituted aralkyl; or

- R₁₀ and R_{10a} taken together form a carbocyclic ring of 3-7 atoms or  ;
 R₉ and R₁₀ taken together form a carbocyclic ring of 3-7 carbon atoms or
 a heterocyclic ring containing one or more heteroatoms
 when m≠0; or
- 5 R₉ and R₂ taken together form a heterocyclic ring containing 3-7 carbon
 atoms and one or more heteroatoms when m≠0; or
 R₁₀ and R₂ taken together form a heterocyclic ring containing 3-7 carbon
 atoms and one or more heteroatoms;
- 10 R₁₁ and R₁₂ are independently hydrogen, C₁-C₆ alkyl, substituted
 C₁-C₆ alkyl, aryl, substituted aryl, aralkyl, substituted
 aralkyl, a carbocyclic ring of 3-7 atoms or a substituted
 carbocyclic ring containing 3-7 atoms;
 R₁₁ and R₁₂ taken together can form an optionally substituted ring of 3-7
 atoms;
- 15 R₂₀ and R₂₁ are independently hydrogen, C₁-C₆ alkyl, substituted
 C₁-C₆ alkyl, aryl, substituted aryl, aralkyl, substituted
 aralkyl, a heteroaromatic or substituted heteroaromatic
 ring, a carbocyclic ring of 3-7 atoms, a substituted
 carbocyclic ring containing 3-7 atoms, a heterocyclic ring
 20 or bicyclic heterocyclic ring with from 1 to 4 heteroatoms
 selected from N, O or S which can be optionally substituted by
 R₃, R₄ and R₅, C₁-C₆-alkyl substituted by a heterocyclic ring
 or bicyclic heterocyclic ring with from 1 to 4 heteroatoms
 selected from N, O or S which can be optionally substituted
 25 by R₃, R₄ and R₅; or
 R₂₀ and R₂₁ taken together can form an optionally substituted ring or
 bicyclic ring of 3-9 atoms;
- X is N, O, S(O)_n, C(O), (CR₁₁R₁₂)_p, a single bond to R₈, C₂-C₆
 alkenyl, substituted C₂-C₆ alkenyl, C₂-C₆ alkynyl, or
 30 substituted C₂-C₆ alkynyl; when X is O, S(O)_n, C(O), or
 CR₁₁R₁₂ only R₈ is possible;
- m is 0-3;
 n is 0-2;

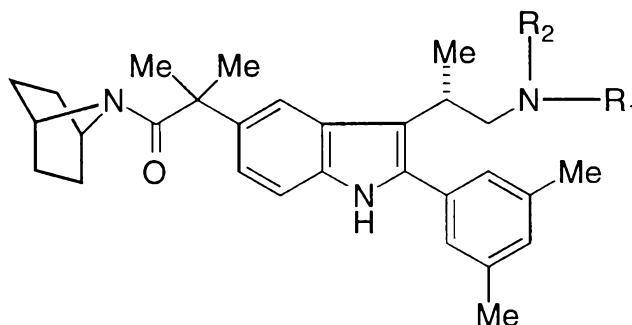
p is 0-4; and
 the alkyl, cycloalkyl, alkenyl, alkynyl and heterocyclic
 substituents are selected from C₁-C₆ alkyl, C₃-C₇ cycloalkyl,
 aryl, substituted aryl, aralkyl, substituted aralkyl, hydroxy,
 5 oxo, cyano, C₁-C₆ alkoxy, fluoro, C(O)OR₁₁, aryl C₁-C₃
 alkoxy, substituted aryl C₁-C₃ alkoxy, and the aryl
 substituents are as defined for R₃, R₄ and R₅;

or a pharmaceutically acceptable addition salt and/or hydrate thereof, or
 where applicable, a geometric or optical isomer or racemic mixture
 10 thereof.

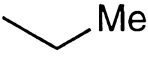
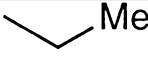
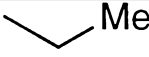
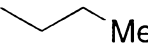
2. The compound according to Claim 1 wherein R₇ and
 R₈ are taken together to form 7-aza-bicyclo[2.2.1]heptane and 2-aza-
 bicyclo[2.2.2]octane

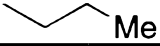
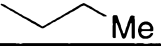


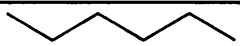
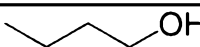
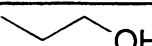
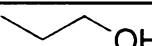
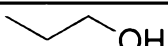
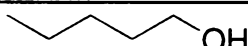
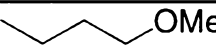
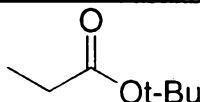
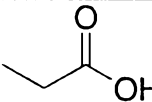
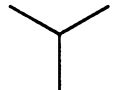
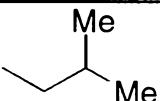
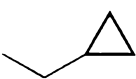
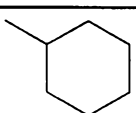
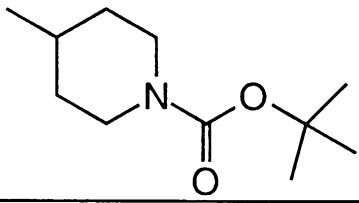
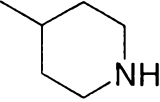
15

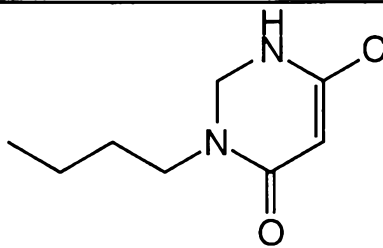
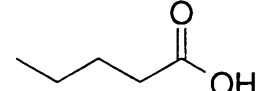
3. The compound according to Claim 1 of the formula



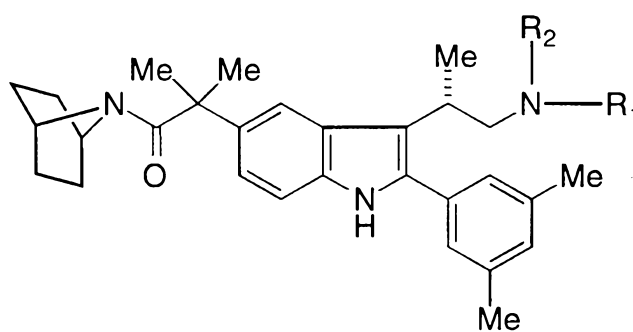
wherein R₁ and R₂ are as indicated in the table below:

R ₁	R ₂
H	H
Me	Me
 Me	H
 Me	 Me
 Me	H

	
	H
	
	H
	H
	
	H
	H
	H
	H
	H
	H
	H
	H
	H
	H

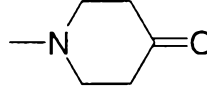
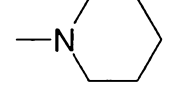

	<p>H</p>
	<p>H</p>

4. The compound according to Claim 1 of the formula



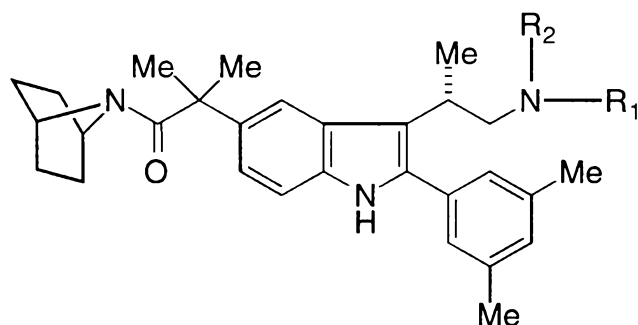
5

wherein $-NR_1/R_2$ is as indicated in the table below:

$-NR_1/R_2$




10

5. The compound according to Claim 1 of the formula

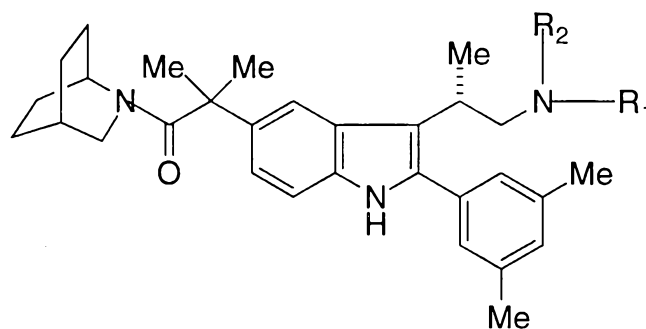


wherein R₁ and R₂ are as indicated in the table below:

R ₁	R ₂
	H
	H

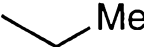

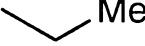
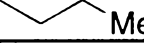

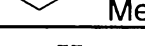

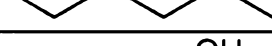

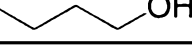


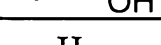
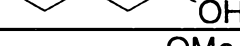
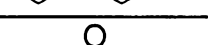
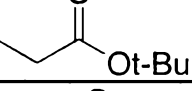
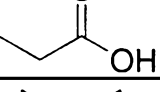
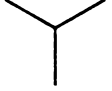
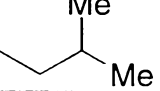
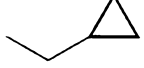
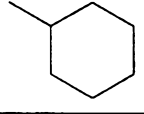
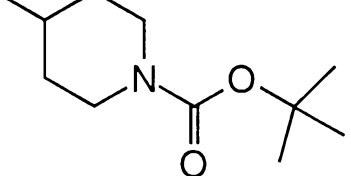
5

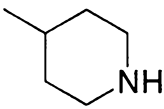
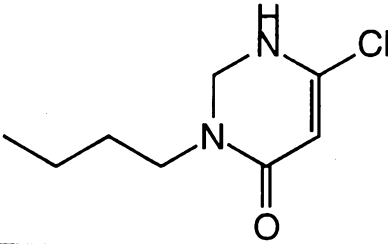
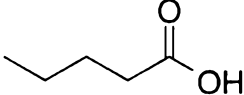
6. The compound according to Claim 1 of the formula



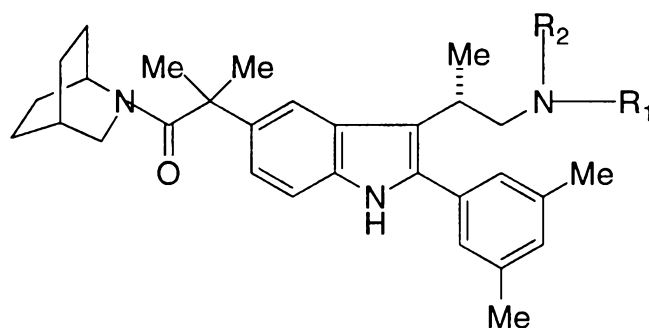
10 wherein R₁ and R₂ are as indicated in the table below:

R ₁	R ₂
H	H

Me	Me
	H
	
	H
	
	H
	
	H
	H
	
	H
	H
	H
	H
	H
	H
	H
	H
	H

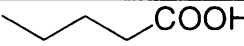
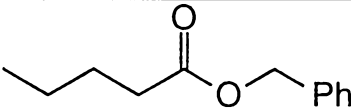
	H
	H
	H

7. The compound according to Claim 1 of the formula



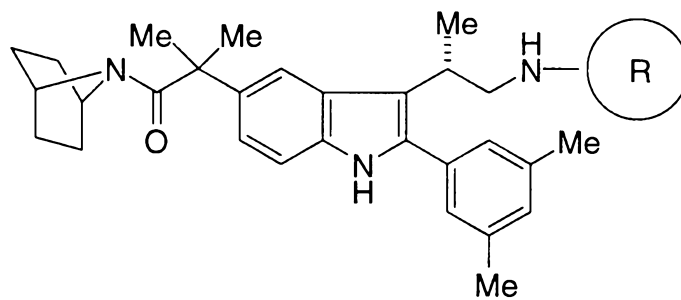
5

wherein R₁ and R₂ are as indicated in the table below:

R ₁	R ₂
	Me
	Me

10

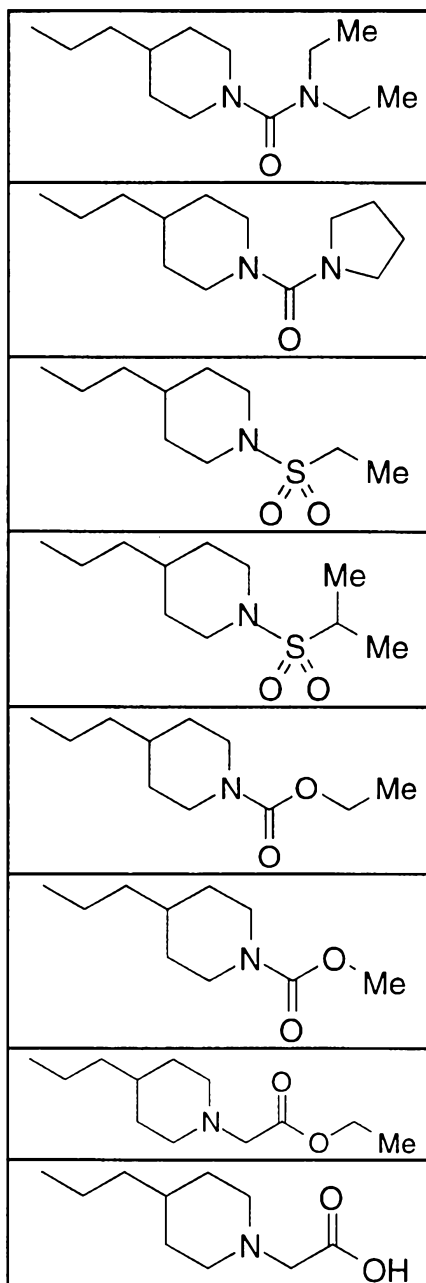
8. The compound according to Claim 1 of the formula



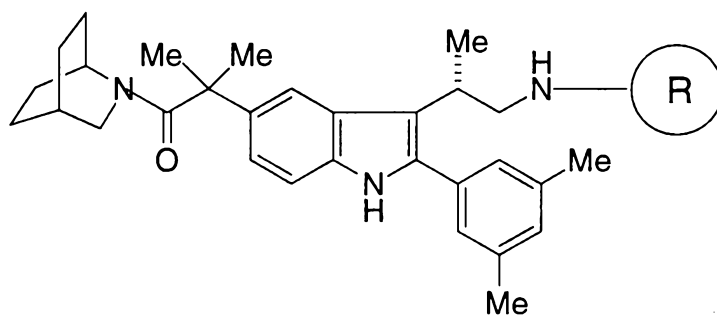
wherein R is as indicated in the table below:

5

R

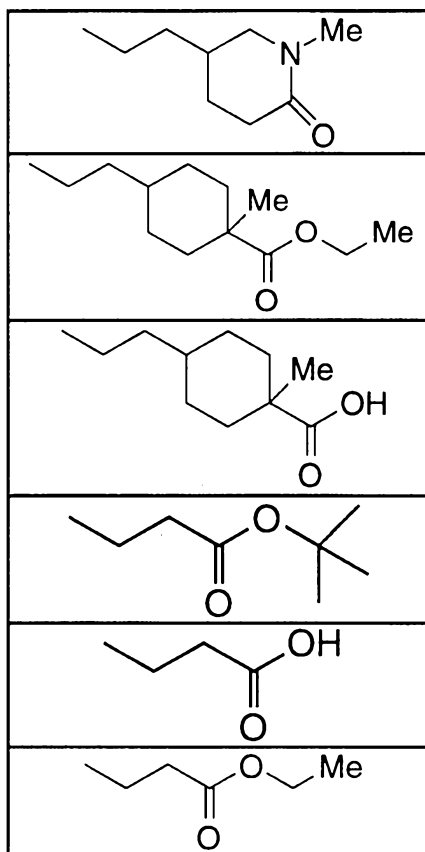


9. The compound according to Claim 1 of the formula



wherein R is as indicated in the table below:

R



10. A pharmaceutical composition which comprises an effective amount of a compound as defined in Claim 1 and a pharmaceutically acceptable carrier therefor.

5

11. A method for antagonizing gonadotropin-releasing hormone in a subject in need thereof which comprises administering to said subject an effective amount of a compound as defined in Claim 1 to a subject suffering from a gonadotropin-releasing hormone derived disorder.

10

12. A method according to Claim 11 wherein the gonadotropin-releasing hormone derived disorder is a sex-hormone related condition.

15

13. A method according to Claim 11 wherein the gonadotropin-releasing hormone derived disorder is a sex hormone dependent cancer, benign prostatic hypertrophy or myoma of the uterus.

5 14. A method according to Claim 13 wherein the sex hormone dependent cancer is selected from the group consisting of prostatic cancer, uterine cancer, breast cancer and pituitary gonadotrophe adenomas.

10 15. A method according to Claim 12 wherein the sex hormone related condition is selected from the group consisting of endometriosis, polycystic ovarian disease, uterine fibroids and precocious puberty.

15 16. A method for preventing pregnancy in a subject in need thereof which comprises administering an effective amount of a compound as defined in Claim 1.

20 17. A method for treating lupus erythematosus in a subject in need thereof which comprises administering to said subject an effective amount of a compound as defined in Claim 1.

25 18. A method for treating irritable bowel syndrome in a subject in need thereof which comprises administering to said subject an effective amount of a compound as defined in Claim 1.

30 19. A method for treating premenstrual syndrome in a subject in need thereof which comprises administering to said subject an effective amount of a compound as defined in Claim 1.

20. A method for treating hirsutism in a subject in need thereof which comprises administering to said subject an effective amount of a compound as defined in Claim 1.

21. A method for treating short stature or a growth hormone deficiency in a subject in need thereof which comprises administering to said subject an effective amount of a compound which stimulates the endogenous production or release of growth hormone and
5 an effective amount of a compound as defined in Claim 1.

22. A method for treating sleep disorders in a subject in need thereof which comprises administering to said subject an effective amount of a compound as defined in Claim 1.
10

23. The method of Claim 22 wherein the sleep disorder is sleep apnea.

24. A pharmaceutical composition which comprises an inert carrier and an effective amount of a compound which stimulates the endogenous production or release of growth hormone in combination with a compound as defined in Claim 1.
15

25. A pharmaceutical composition made by combining the compound of Claim 1 and a pharmaceutically acceptable carrier therefor.
20

26. A process for making a pharmaceutical composition comprising combining a compound of Claim 1 and a pharmaceutically acceptable carrier.
25

27. A method of treating bone loss during treatment with a GnRH antagonist which comprises the co-administration of an effective amount of an estrogen, a progesterone and an androgen
30 and an effective amount of a compound as defined in Claim 1.