



US00D782072S

(12) **United States Design Patent**  
**Williams**

(10) **Patent No.:** **US D782,072 S**

(45) **Date of Patent:** **\*\* \*Mar. 21, 2017**

(54) **WALL BASE**

(71) Applicant: **VPI Corporation**, Sheboygan, WI (US)

(72) Inventor: **Jeremy Williams**, Elkhart Lake, WI (US)

(73) Assignee: **VPI Corporation**, Sheboygan, WI (US)

(\* ) Notice: This patent is subject to a terminal disclaimer.

(\*\*) Term: **14 Years**

(21) Appl. No.: **29/514,231**

(22) Filed: **Jan. 9, 2015**

(51) **LOC (10) Cl.** ..... **25-01**

(52) **U.S. Cl.**  
USPC ..... **D25/119**

(58) **Field of Classification Search**  
USPC ..... D25/48.2–48.4, 119–124, 136, 137, 164,  
D25/199; 52/11–15, 94–96  
CPC ..... E04B 2/08; E04B 2/18; E04B 2002/0206  
See application file for complete search history.

(56) **References Cited**

**U.S. PATENT DOCUMENTS**

1,585,960	A *	5/1926	Baum	.....	E04F 19/0495 52/288.1
1,943,168	A *	1/1934	Doppel	.....	G09F 3/20 40/618
D135,948	S *	7/1943	Caplan	.....	293/1
3,365,854	A	1/1968	Gallo		
4,565,041	A	1/1986	Wendt		
D287,082	S *	12/1986	Gambon	.....	D25/119
D296,136	S *	6/1988	Dreiling	.....	D25/136
D350,405	S *	9/1994	Crossley	.....	D25/136
D371,609	S	7/1996	Pelosi et al.		
D416,632	S	11/1999	Pelosi et al.		

(Continued)

**OTHER PUBLICATIONS**

Burke Flooring—Profiles Designer Wall Base product data page; retrieved from internet url: [http://www.burkeflooring.com/products-wall\\_base-profiles.php](http://www.burkeflooring.com/products-wall_base-profiles.php); Copyright 2010; 2 pages.

(Continued)

*Primary Examiner* — Cathron Brooks

*Assistant Examiner* — Aula Soroush

(74) *Attorney, Agent, or Firm* — Husch Blackwell LLP

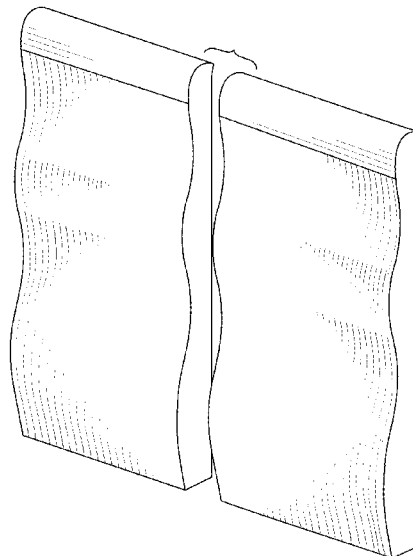
(57) **CLAIM**

The ornamental design for a wall base, as shown and described.

**DESCRIPTION**

FIG. 1 is a perspective view of a first embodiment of a wall base showing my new design;  
FIG. 2 is a top end plan view thereof;  
FIG. 3 is a front elevation view thereof;  
FIG. 4 is a side elevation view thereof;  
FIG. 5 is a rear elevation view thereof;  
FIG. 6 is an opposite side elevation view thereof; and  
FIG. 7 is a bottom end plan view thereof.  
FIG. 8 is a perspective view of a second embodiment of a wall base showing my new design;  
FIG. 9 is a top end plan view thereof;  
FIG. 10 is a front elevation view thereof;  
FIG. 11 is a side elevation view thereof;  
FIG. 12 is a rear elevation view thereof;  
FIG. 13 is an opposite side elevation view thereof; and,  
FIG. 14 is a bottom end plan view thereof.  
The wall base is shown with a symbolic break in its length. The appearance of any portion of the wall base between the break lines forms no part of the claimed design.

**1 Claim, 6 Drawing Sheets**



(56)

References Cited

U.S. PATENT DOCUMENTS

6,189,276 B1 \* 2/2001 Pinto ..... E04F 19/04  
52/287.1

D447,579 S 9/2001 Lehrkamp  
D474,548 S 5/2003 Glatz  
D481,137 S 10/2003 Glatz  
D483,881 S 12/2003 Glatz  
D483,882 S 12/2003 Glatz  
D483,883 S \* 12/2003 Glatz ..... D25/136  
D483,884 S 12/2003 Glatz  
D484,253 S 12/2003 Glatz  
D484,254 S \* 12/2003 Glatz ..... D25/136  
D485,622 S \* 1/2004 Sudano ..... D25/119  
D486,589 S \* 2/2004 Knapp ..... D25/119  
D486,590 S \* 2/2004 Knapp ..... D25/119  
D489,831 S 5/2004 Glatz  
D491,283 S \* 6/2004 Glatz ..... D25/136  
D493,895 S 8/2004 Glatz  
D494,057 S 8/2004 Hightower  
D499,192 S 11/2004 Glatz  
D499,193 S 11/2004 Glatz  
D499,816 S \* 12/2004 Eichner ..... D25/119  
D499,818 S \* 12/2004 Glatz ..... D25/136  
D500,149 S 12/2004 Glatz  
D500,371 S \* 12/2004 Glatz ..... D25/136  
D500,869 S \* 1/2005 Glatz ..... D25/136  
D510,145 S 9/2005 Folliard  
D511,216 S 11/2005 Folliard  
D514,236 S 1/2006 Glatz  
D517,223 S 3/2006 Folliard  
D529,196 S 9/2006 Folliard  
D529,197 S 9/2006 Folliard  
D529,198 S 9/2006 Folliard  
D529,199 S 9/2006 Folliard  
D529,631 S 10/2006 Folliard  
D529,632 S 10/2006 Folliard  
D561,916 S 2/2008 Visintin  
D562,466 S 2/2008 Visintin  
D579,578 S \* 10/2008 Chaney ..... D25/119  
D604,341 S 11/2009 Busalt et al.  
D623,770 S 9/2010 Johnston  
D629,125 S 12/2010 Johnston  
D634,026 S 3/2011 Baccarini  
D638,287 S 5/2011 Tedesco et al.  
D666,326 S \* 8/2012 Sims ..... D25/119

D676,153 S 2/2013 Johnston  
D676,154 S 2/2013 Johnston  
D676,155 S 2/2013 Johnston  
D676,156 S 2/2013 Johnston  
D676,157 S 2/2013 Johnston  
D676,158 S 2/2013 Johnston  
D686,757 S 7/2013 Johnston  
8,534,017 B1 \* 9/2013 Schroeter ..... E04F 19/0468  
24/563

D703,294 S \* 4/2014 Witkowski ..... D23/233  
D720,474 S \* 12/2014 Gori ..... D25/119  
D720,475 S \* 12/2014 Gori ..... D25/119  
2004/0040235 A1 \* 3/2004 Kurtz ..... E04F 19/0468  
52/288.1  
2007/0256376 A1 \* 11/2007 Vaes ..... E04F 19/0495  
52/211  
2007/0277473 A1 \* 12/2007 Richardson ..... E04F 19/049  
52/716.1  
2010/0242389 A1 \* 9/2010 DePaul ..... E04F 19/0436  
52/288.1  
2011/0045250 A1 2/2011 De Zen  
2013/0047532 A1 \* 2/2013 Armacost ..... B26D 1/30  
52/288.1

OTHER PUBLICATIONS

Johnsonite Millwork Wall Finishing System page; retrieved from the internet url: <http://www.johnsonite.com/Default.aspx?tabid=1157&sku=MW-XXX-J>, printed Dec. 30,2013, 1 page.  
Johnsonite Millwork Contoured Wall Base, Chair Rail and Corner Guard page, retrieved from internet url: <http://www.johnsonite.com/WallBaseFinishesAccessories/FinishBordersWallBase/MillworkContouredWBChairRailCornerGuard>; printed Dec. 20, 2013, 2 pages.  
Johnsonite Millwork Photo Gallery pages; retrieved from internet url: <http://www.johnsonite.com/ColorResourcesTools/PhotoGallery/tabid/8221AlbumID/2151-236/Default.aspx>, printed Dec. 30, 2013, 2 pages.  
PRWEB, Profiles Wall Base Line Announced by Burke Flooring, retrieved from internet url: <http://www.prweb.com/releases/2009/07/prweb2591514.htm>, Jul. 1, 2009, 1 page.  
Burke Flooring, Profiles Designer Wall Base Catalog, downloaded circa Dec. 2013, 12 pages.

\* cited by examiner

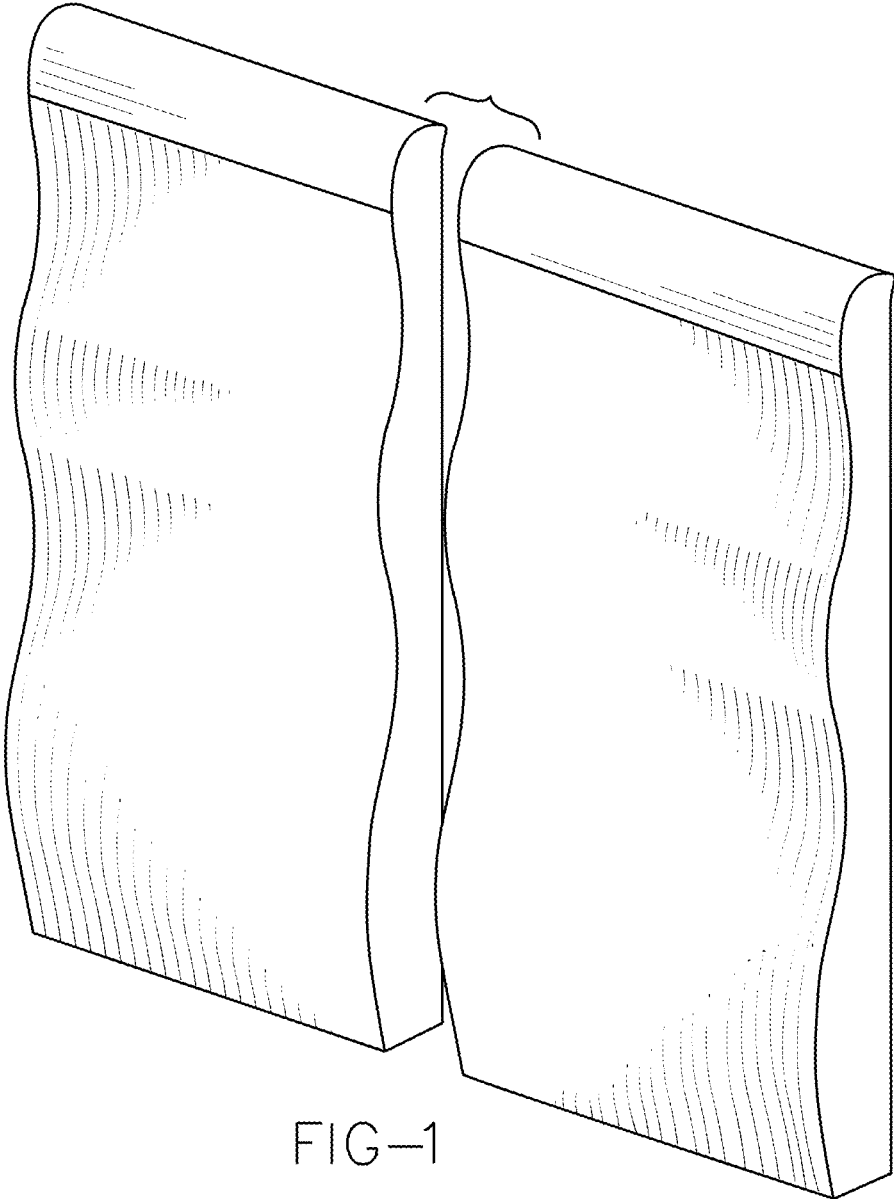


FIG-1

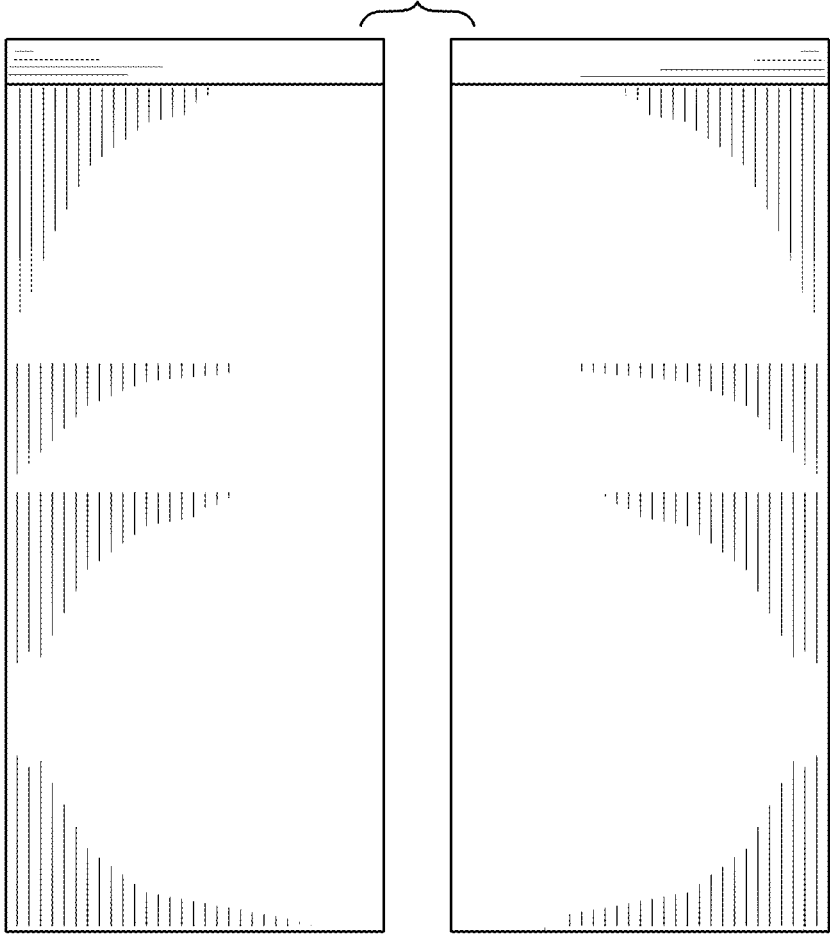
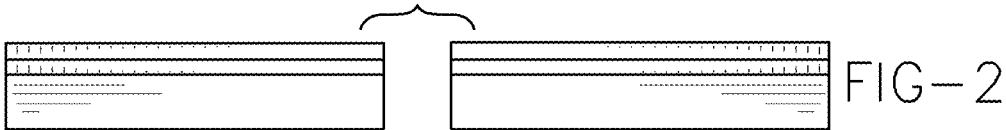


FIG-3

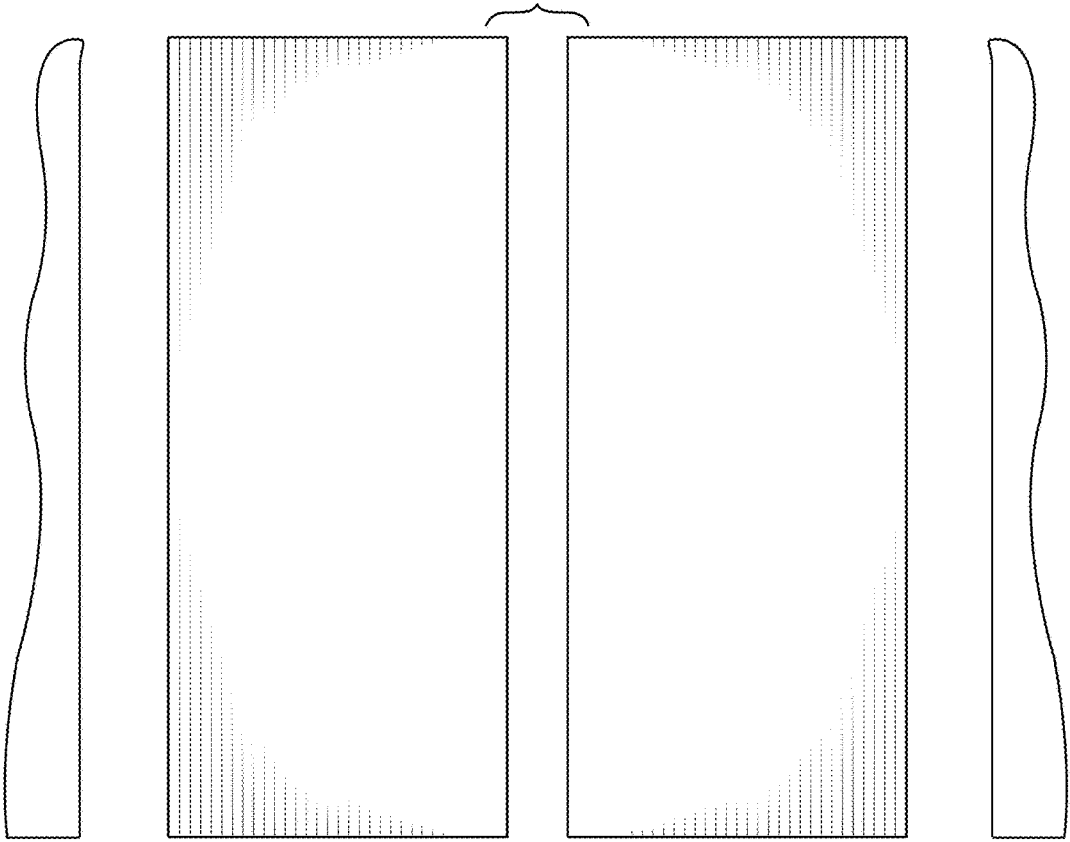


FIG-4

FIG-5

FIG-6

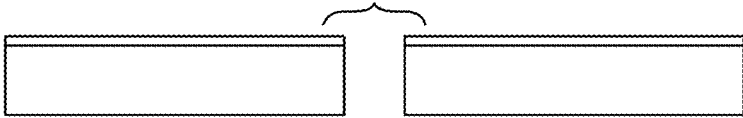


FIG-7

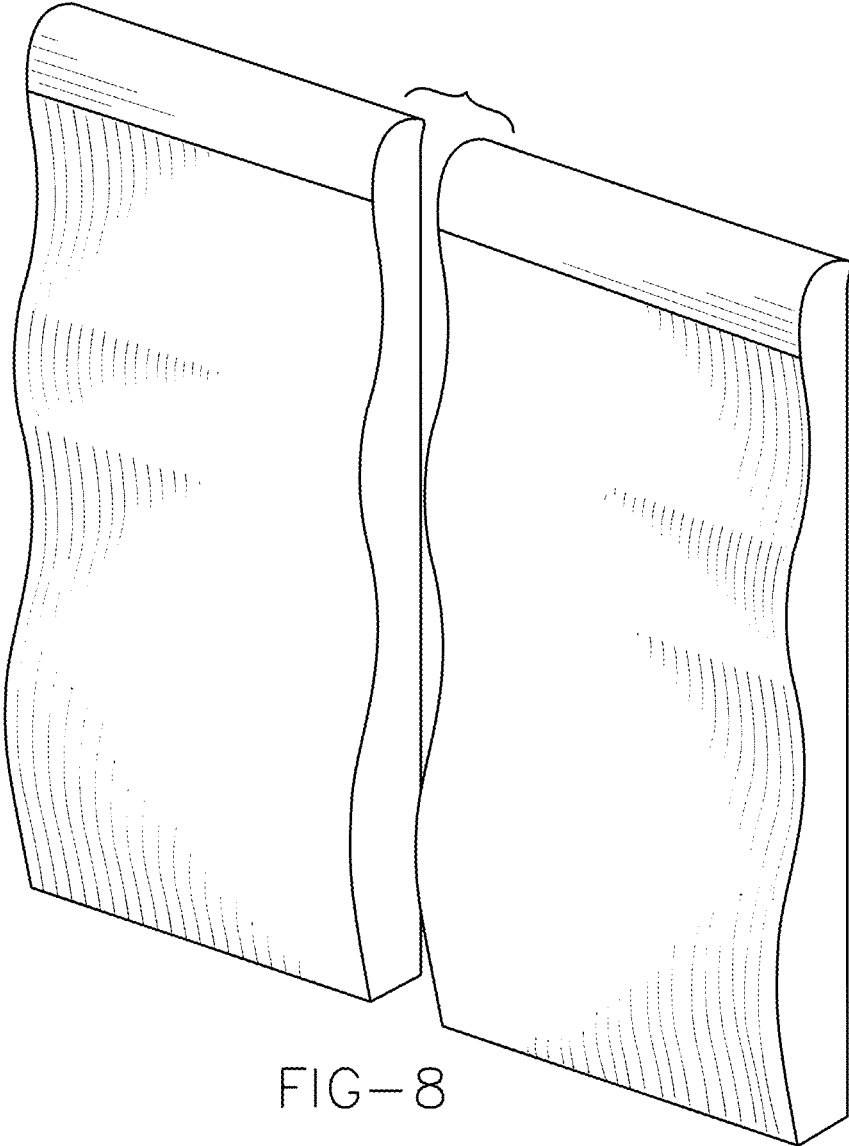
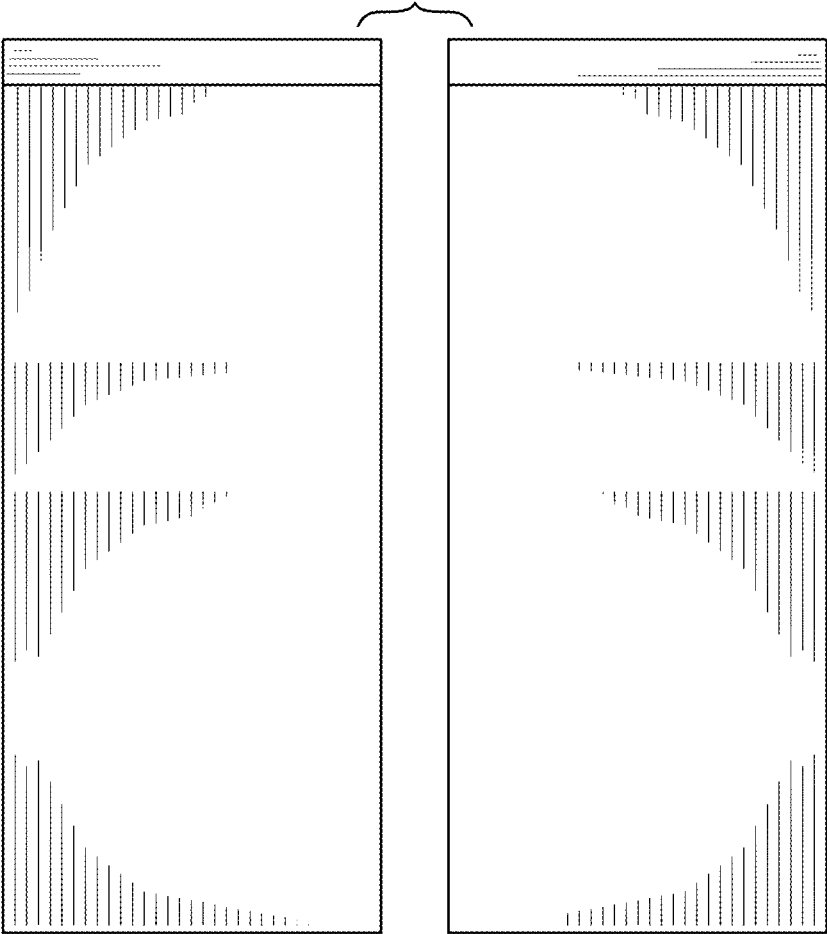
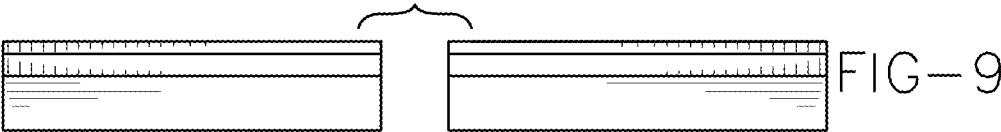


FIG-8



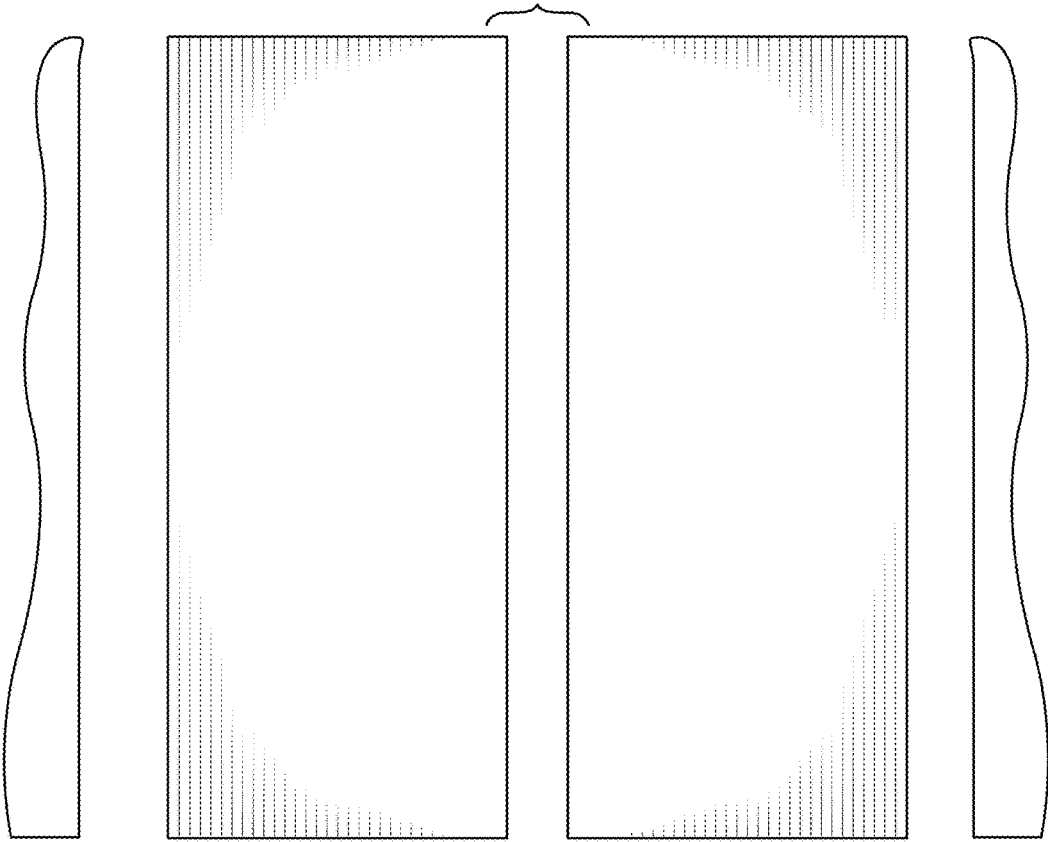


FIG-11

FIG-12

FIG-13

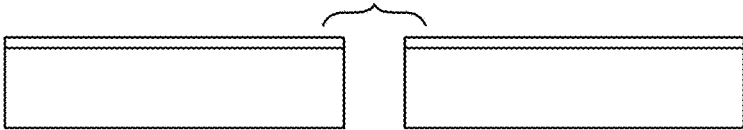


FIG-14