US00D374236S

United States Patent [19]

Grewe et al.

[11] Patent Number: Des. 374,236

[45] Date of Patent: **Oct. 1, 1996

[54] **COMBINED MULTIPLE MEMORY CARD READER AND PLAYER**

[75] Inventors: **Anthony J. Grewe**, Holmdel, N.J.; **Charles R. Lewis, Jr.**, Palo Alto; **Michael J. Nuttall**, Portola Valley, both of Calif.; **Howard M. Singer**, Marlboro, N.J.

[73] Assignee: **Lucent Technologies Inc.**, Murray Hill, N.J.

[**] Term: **14 Years**

[21] Appl. No.: **32,967**

[22] Filed: **Dec. 30, 1994**

[52] **U.S. Cl.** **D14/299**; D14/107

[58] **Field of Search** D14/109, 217, D14/260, 299, 100, 102, 107; 361/684

[56] **References Cited**

U.S. PATENT DOCUMENTS

D. 303,664	9/1989	Harden et al.	D14/102
D. 313,976	1/1991	Bina	D14/102
D. 316,546	4/1991	Pedinielli et al.	D14/102
D. 340,234	10/1993	Katayama	D14/109
D. 341,828	11/1993	Hui	D14/107
5,299,089	3/1994	Lwee	361/684

Primary Examiner—Sandra L. Morris

Attorney, Agent, or Firm—Robert P. Marley; Donald P. Dinella

[57] **CLAIM**

The ornamental design for a combined multiple memory card reader and player, as shown and described.

DESCRIPTION

FIG. **1** is a left front perspective view of the combined multiple memory card reader and player, showing our new design, the broken lines contained therein showing memory devices are for illustrative purposes only, and form no part of the claimed design;

FIG. **2** is a right side elevational view thereof;

FIG. **3** is a rear elevational view of a tray, shown broken away for ease of illustration;

FIG. **4** is a front elevational view thereof; and,

FIG. **5** is a top plan view of a tray, shown broken away for ease of illustration. The broken lines contained therein showing memory devices are for illustrative purposes only, and form no part of the claimed design.

1 Claim, 3 Drawing Sheets

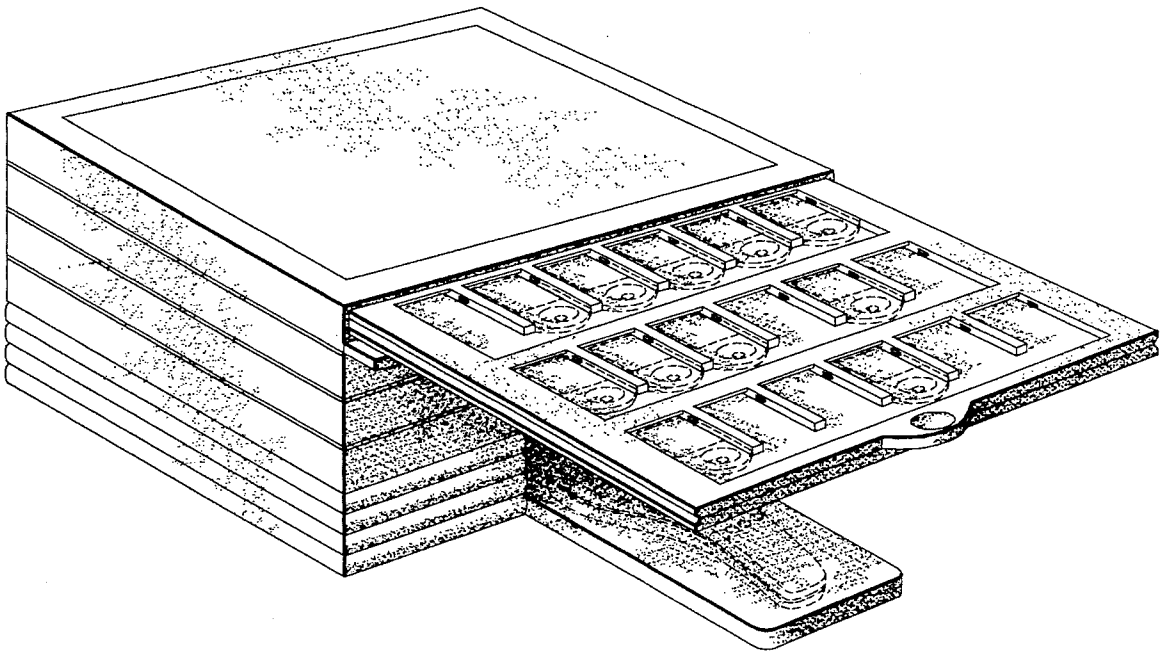

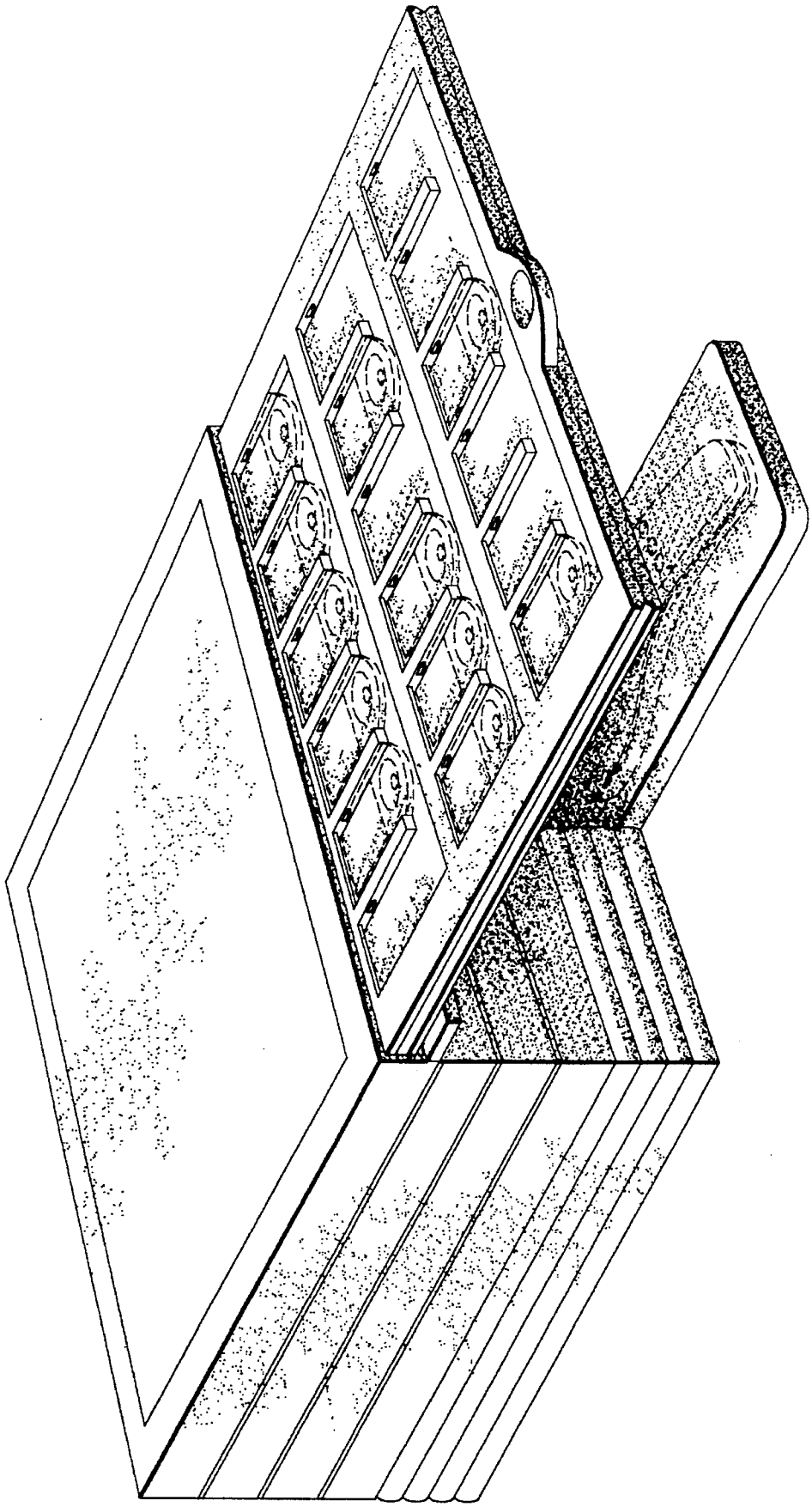

FIG. 1

FIG. 2



FIG. 3



FIG. 4


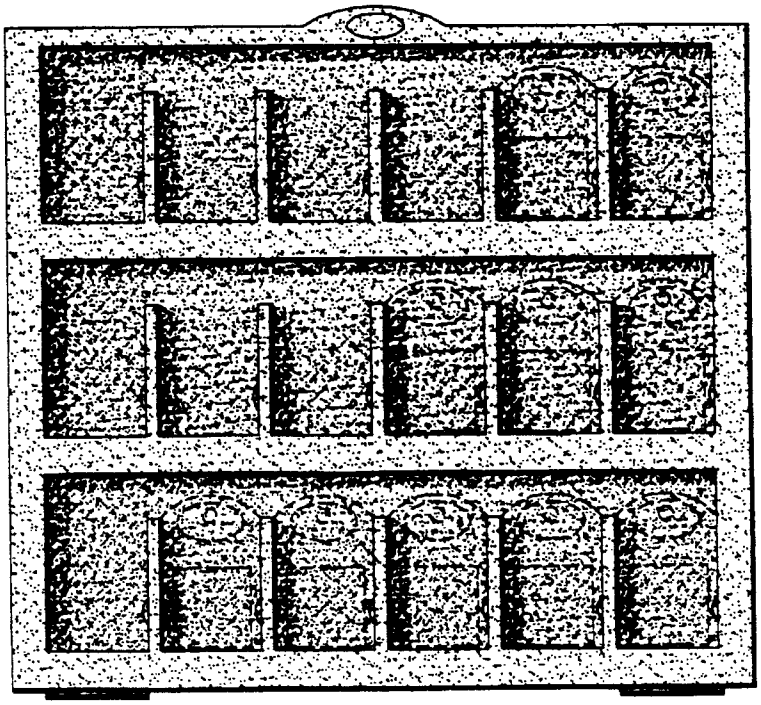
FIG. 5