



US00D902712S

(12) **United States Design Patent**  
**Kleiner**

(10) **Patent No.:** **US D902,712 S**

(45) **Date of Patent:** **\*\* \*Nov. 24, 2020**

- (54) **LID FOR A PRESERVE CAN**
- (71) Applicant: **O. Kleiner AG**, Wohlen (CH)
- (72) Inventor: **Martin Kleiner**, Wohlen (CH)
- (73) Assignee: **O. Kleiner AG**, Wohlen (CH)
- (\* ) Notice: This patent is subject to a terminal disclaimer.
- (\*\*) Term: **15 Years**
- (21) Appl. No.: **29/624,611**
- (22) Filed: **Nov. 2, 2017**
- (51) **LOC (12) Cl.** ..... **09-07**
- (52) **U.S. Cl.**  
USPC ..... **D9/438**; D9/435
- (58) **Field of Classification Search**  
USPC ..... D3/201, 273, 294; D7/391, 392, 392.1,  
D7/393, 397, 538, 543, 629; D9/414,  
D9/424-435, 443, 449, 451, 452, 456,  
D9/499, 438  
CPC ..... B65D 43/00; B65D 43/02; B65D 43/022;  
B65D 43/161; B65D 45/00; B65D 45/16;  
B65D 45/18; B65D 51/16; B65D  
51/1672; B65D 51/1688; A47J 36/06;  
B65F 1/1615  
See application file for complete search history.

- 4,690,297 A \* 9/1987 Hoft ..... B65D 17/4011  
220/273
  - 5,007,231 A \* 4/1991 Ingemann ..... B65D 43/0272  
220/257.2
  - D328,032 S \* 7/1992 Saunders ..... D9/438
  - D389,012 S \* 1/1998 Miller ..... D7/391
  - D405,010 S \* 2/1999 Peter ..... D9/438
  - D425,419 S \* 5/2000 Huang ..... D9/438
  - D544,762 S \* 6/2007 Zimmerman ..... D7/601
- (Continued)

**OTHER PUBLICATIONS**

Aspari. New Canpeel shape. Aug. 8, 2018. <https://aspari.lv/en/news-in-innovative-food-packaging/new-canpeel-shape-65/> (Year: 2018).\*

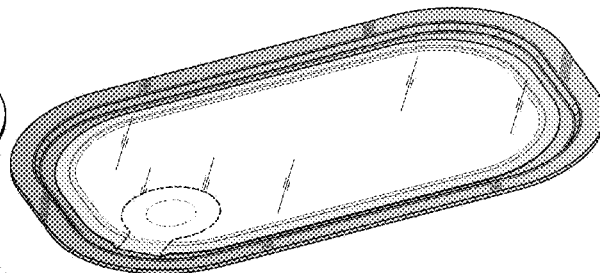
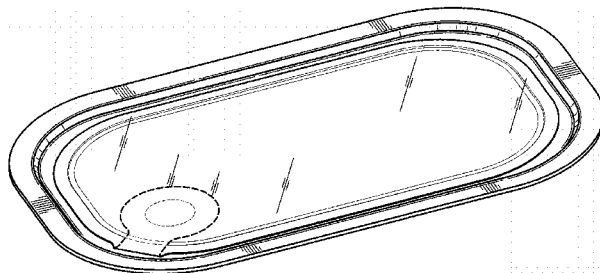
*Primary Examiner* — Darcey E Gottschalk  
(74) *Attorney, Agent, or Firm* — The Webb Law Firm

(57) **CLAIM**  
The ornamental design for a lid for a preserve can, as shown and described.

**DESCRIPTION**

FIG. 1 is perspective view of a lid for a preserve can;  
FIG. 2 is a top view thereof;  
FIG. 3 is a bottom view thereof;  
FIG. 4 is a front view thereof taken from FIG. 2;  
FIG. 5 is a rear view thereof taken from FIG. 2;  
FIG. 6 is a right-hand side view thereof taken from FIG. 2;  
FIG. 7 is a left-hand side view thereof taken from FIG. 2;  
FIG. 8 is a perspective view of another embodiment of the lid for a preserve can having a uniform metallic appearance;  
FIG. 9 is a top view thereof;  
FIG. 10 is a bottom view thereof;  
FIG. 11 is a front view thereof taken from FIG. 9;  
FIG. 12 is a rear view thereof taken from FIG. 9;  
FIG. 13 is a right-hand side view thereof taken from FIG. 9;  
and,  
FIG. 14 is a left-hand side view thereof taken from FIG. 9.

**1 Claim, 10 Drawing Sheets**



(56)

**References Cited**

U.S. PATENT DOCUMENTS

7,270,246	B2 *	9/2007	Butcher .....	B21D 51/383 220/270
D552,413	S *	10/2007	Laib .....	D7/392.1
D562,624	S *	2/2008	Kortleven .....	D7/392.1
D591,112	S *	4/2009	Wang .....	D7/629
D655,159	S *	3/2012	Killandi .....	D9/435
D698,199	S *	1/2014	Yessin .....	D7/392.1
D700,482	S *	3/2014	Yessin .....	D7/629
D747,961	S *	1/2016	Tamm .....	D9/420
D770,847	S *	11/2016	Stamper .....	D7/392
D817,113	S *	5/2018	Wong .....	D7/629
D830,790	S *	10/2018	Lee .....	D7/629
D830,791	S *	10/2018	Lee .....	D7/629

\* cited by examiner

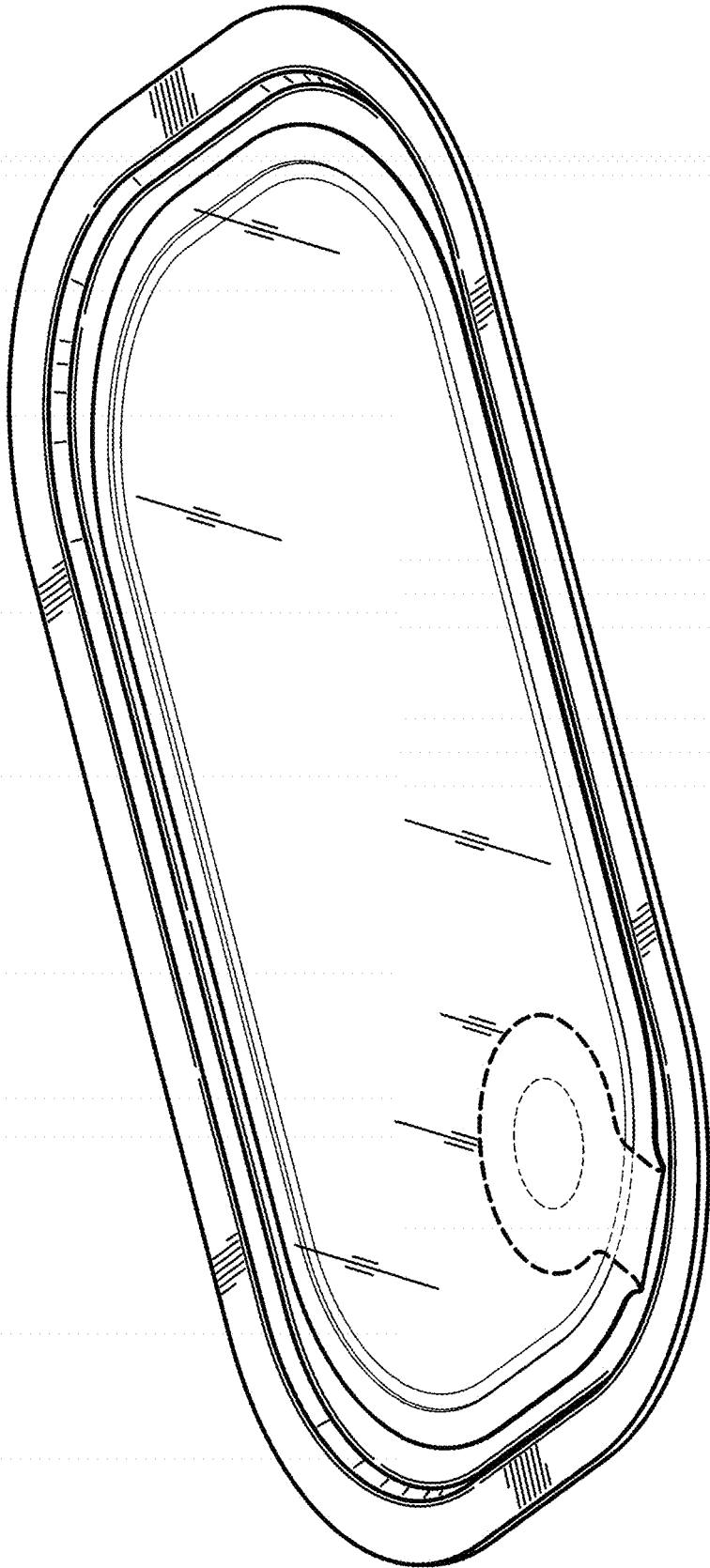


FIG. 1

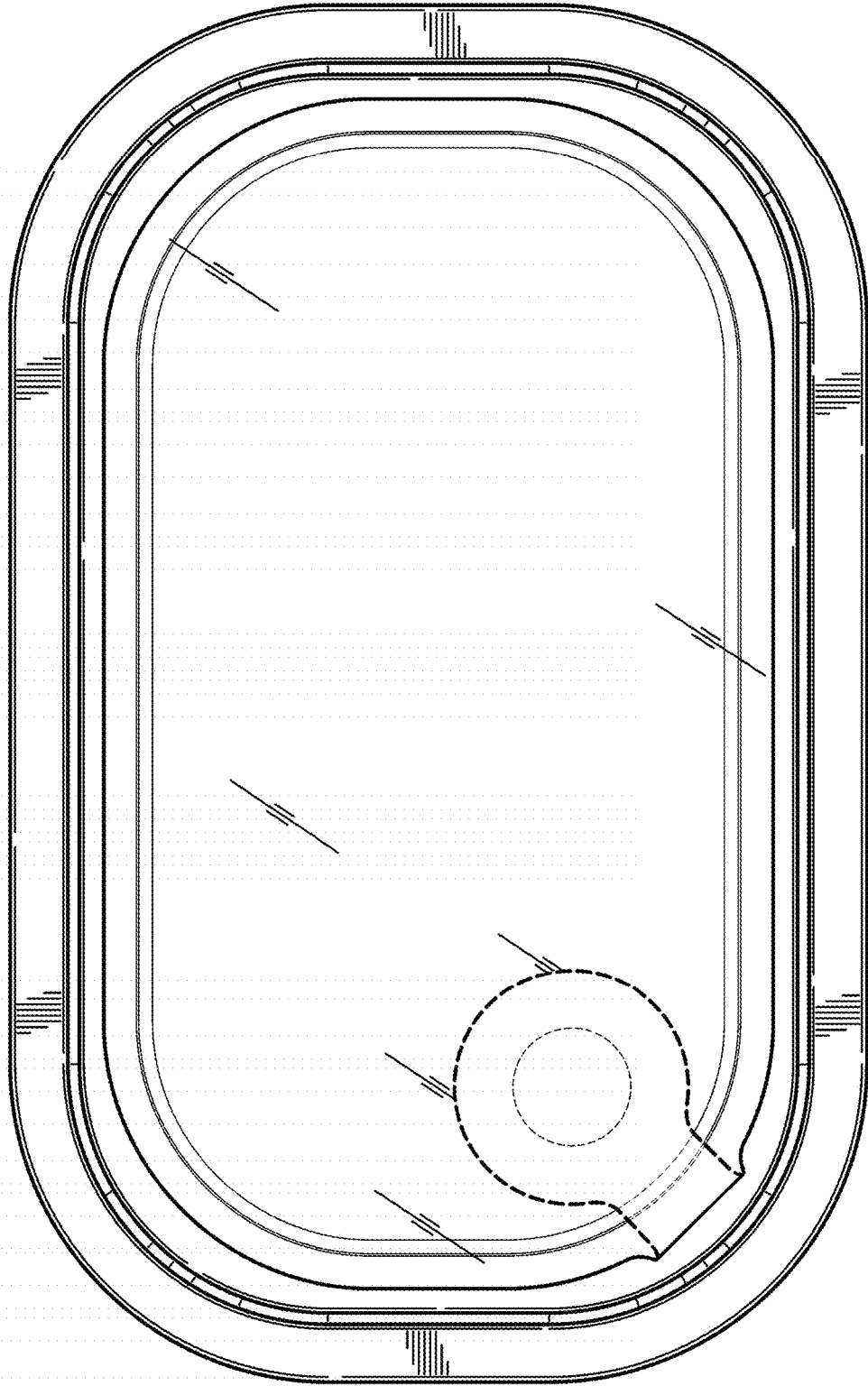


FIG. 2

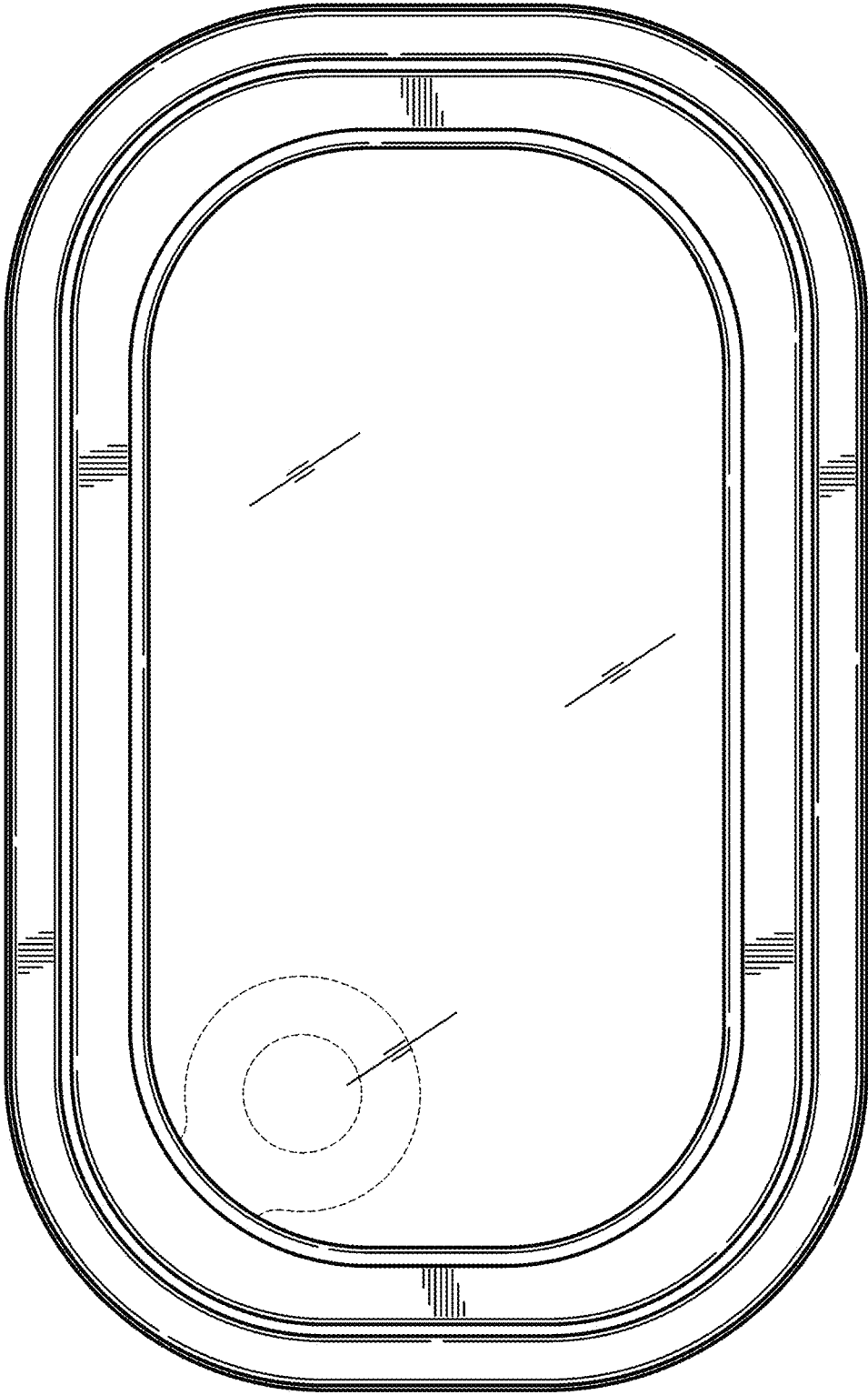


FIG. 3



**FIG. 4**



**FIG. 5**



FIG. 6



FIG. 7

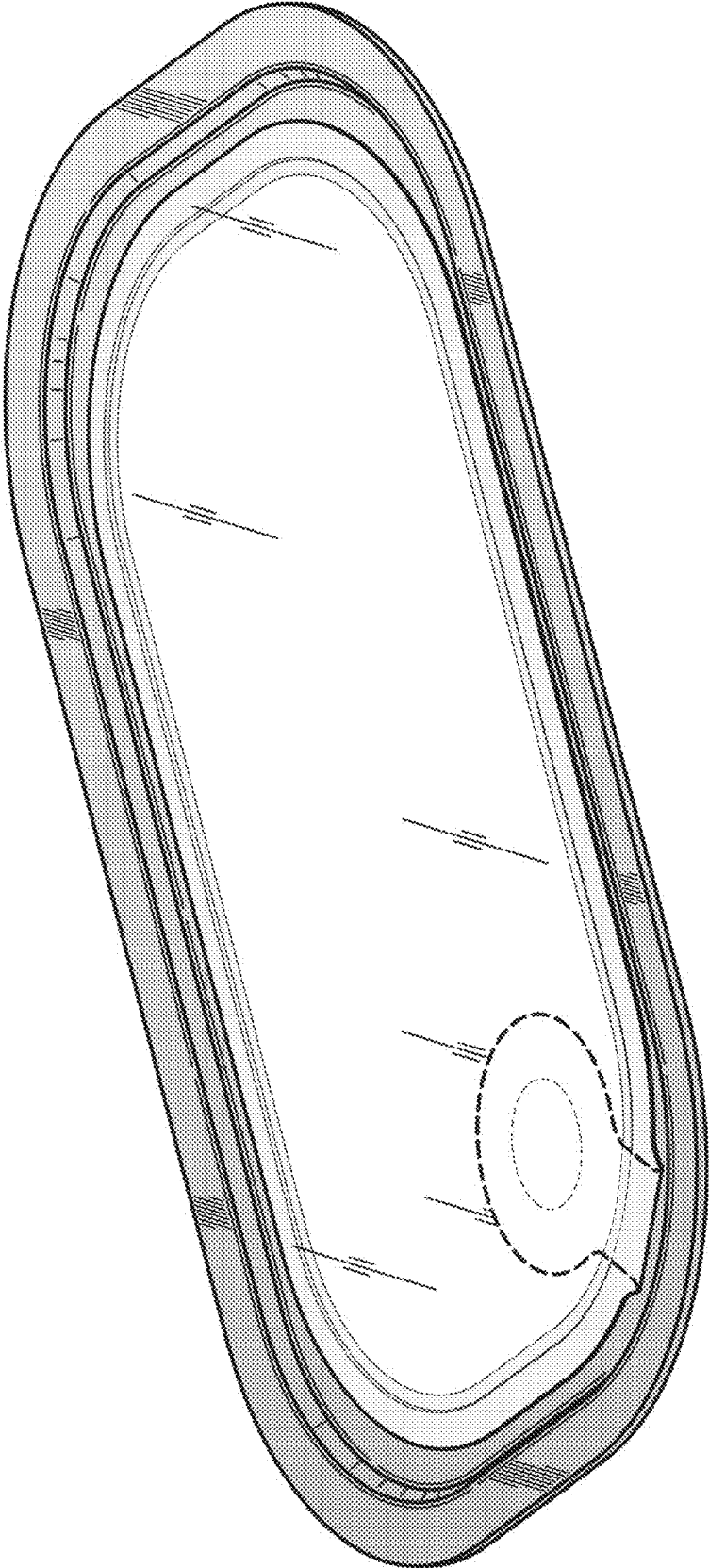


FIG. 8



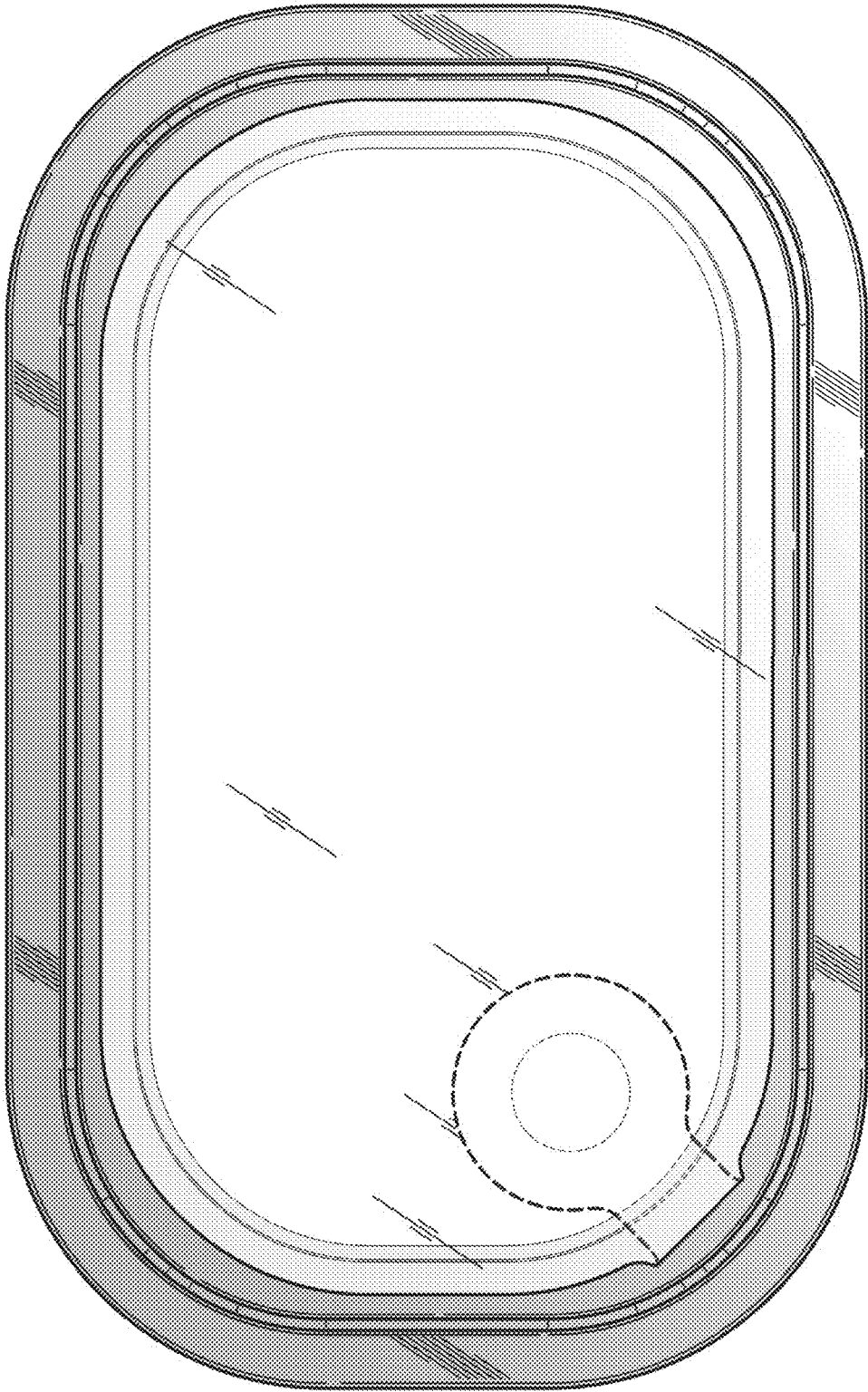


FIG. 9

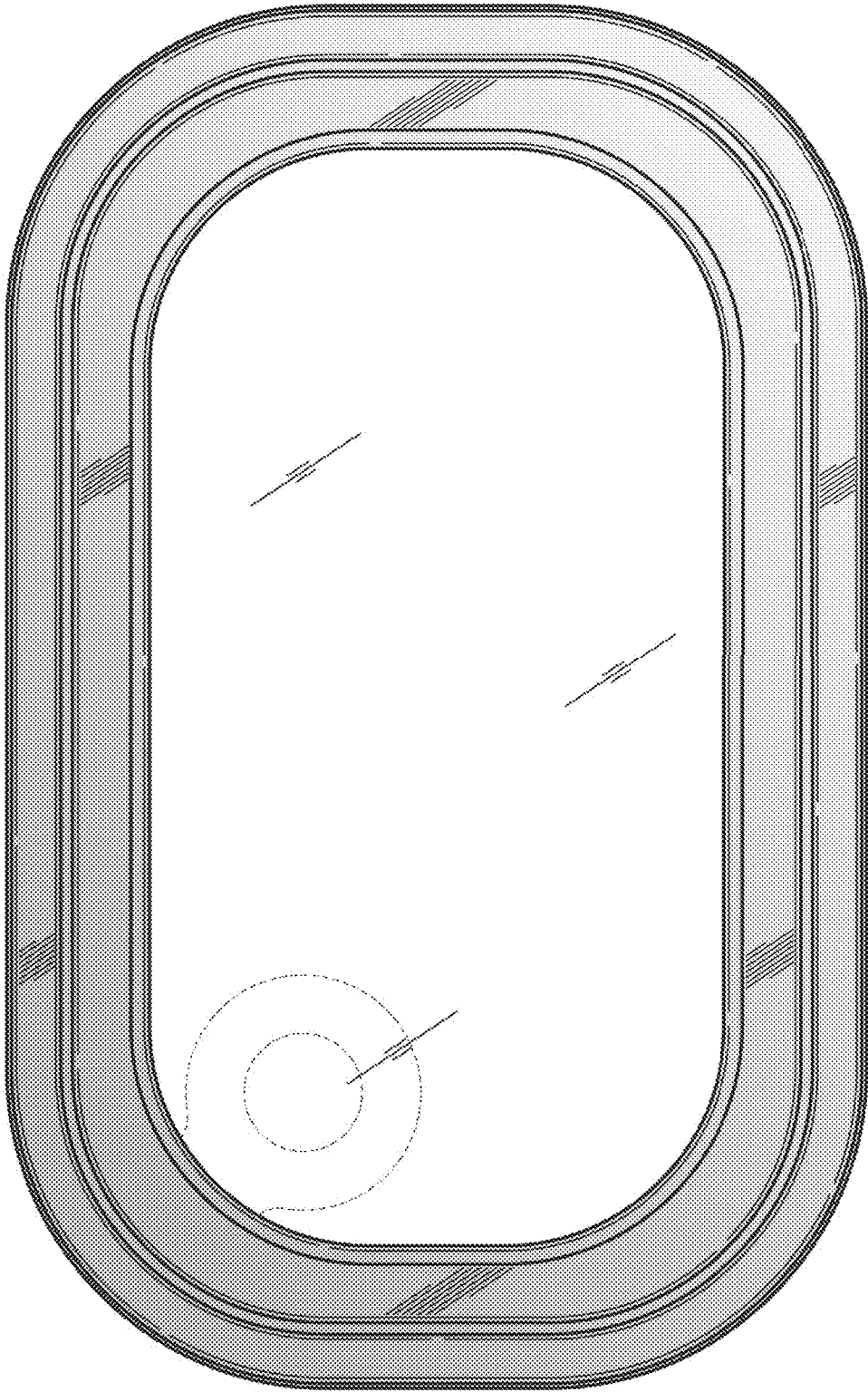




FIG. 10



**FIG. 11**



**FIG. 12**



**FIG. 13**



**FIG. 14**