



US00D416263S

United States Patent [19]

Kuczyk et al.

[11] Patent Number: **Des. 416,263**

[45] Date of Patent: **** Nov. 9, 1999**

- [54] CIPHERTEL UNIT ENCLOSURE
- [75] Inventors: **Daniel N. Kuczyk; Kenneth N. Kuczyk**, both of Scottsdale; **Lynn Terpening**, Mesa, all of Ariz.
- [73] Assignee: **Motorola, Inc.**, Schaumburg, Ill.
- [**] Term: **14 Years**
- [21] Appl. No.: **29/084,484**
- [22] Filed: **Mar. 5, 1998**
- [51] **LOC (6) Cl.** **14-03**
- [52] **U.S. Cl.** **D14/240**
- [58] **Field of Search** D14/137, 155, D14/138, 159, 148, 147, 149-151, 140-142, 240, 241, 100, 107, 114, 191, 218, 115; 379/433-436, 419, 420, 428, 440, 142, 441, 442; D13/162, 164, 184, 168; D10/2, 15; 455/550-575, 90

D. 219,383	12/1970	Fox	D14/241
D. 295,172	4/1988	Smith et al.	D14/151
D. 301,037	5/1989	Matsuda	D14/218
D. 306,998	4/1990	Mintz et al.	D13/164
D. 310,219	8/1990	Carlile	D14/159
D. 348,470	7/1994	Nagele et al.	D14/241
D. 352,030	11/1994	Johnson et al.	D14/140
D. 355,895	2/1995	Soren et al.	D14/240
D. 368,074	3/1996	Lee et al.	D13/168

Primary Examiner—Jeffrey Asch
Attorney, Agent, or Firm—Gregory J. Gorrie

[57] CLAIM

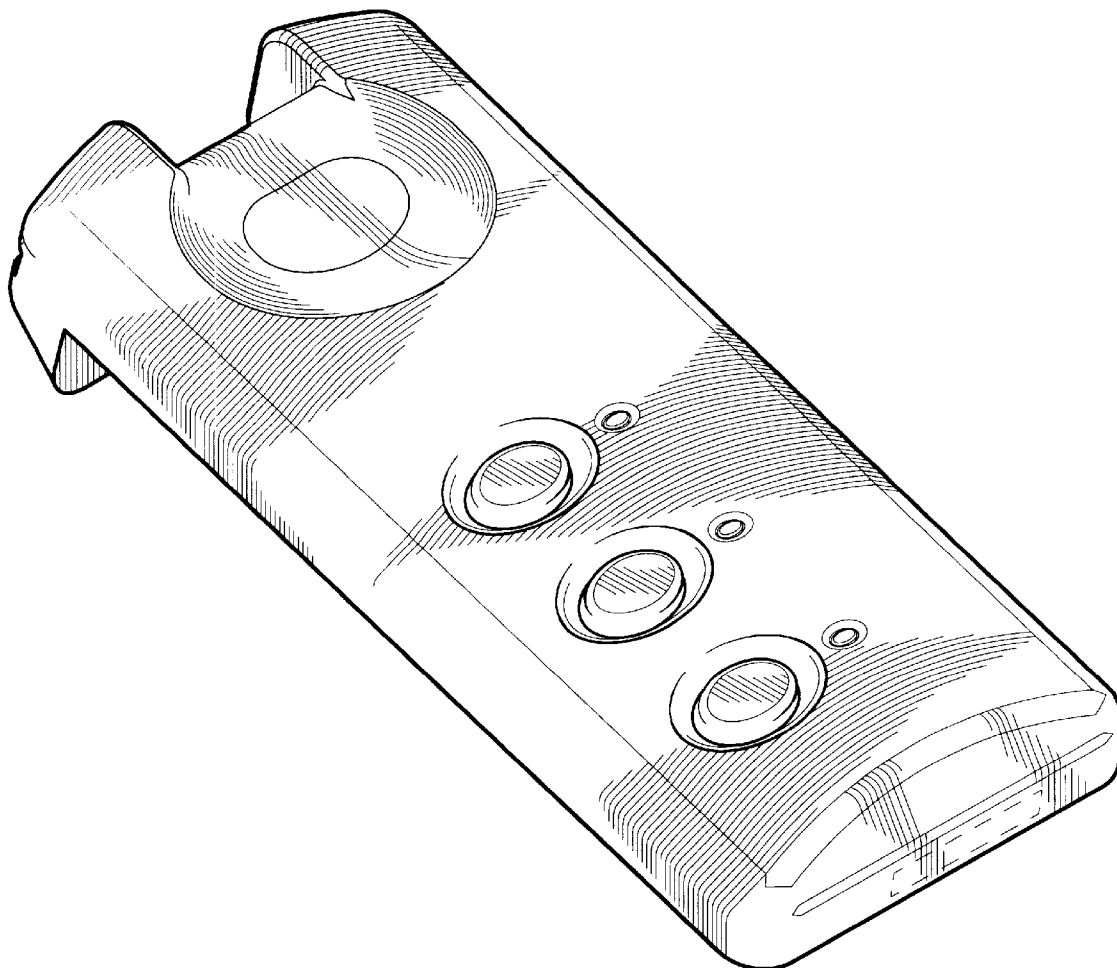
The ornamental design for the ciphertel unit enclosure, as shown and described.

DESCRIPTION

FIG. 1 is a top, left and front side view showing our new design for a ciphertel unit enclosure;
FIG. 2 is a rear elevational view thereof;
FIG. 3 is a right side view thereof; and,
FIG. 4 is a bottom elevational view thereof.
The broken line showings in FIGS. 1 and 2 are for illustrative purposes only and form no part of the claimed design.

- [56] **References Cited**
- U.S. PATENT DOCUMENTS
- D. 185,741 7/1959 DeJager D14/218
- D. 209,208 11/1967 Gilbert D14/241

1 Claim, 2 Drawing Sheets



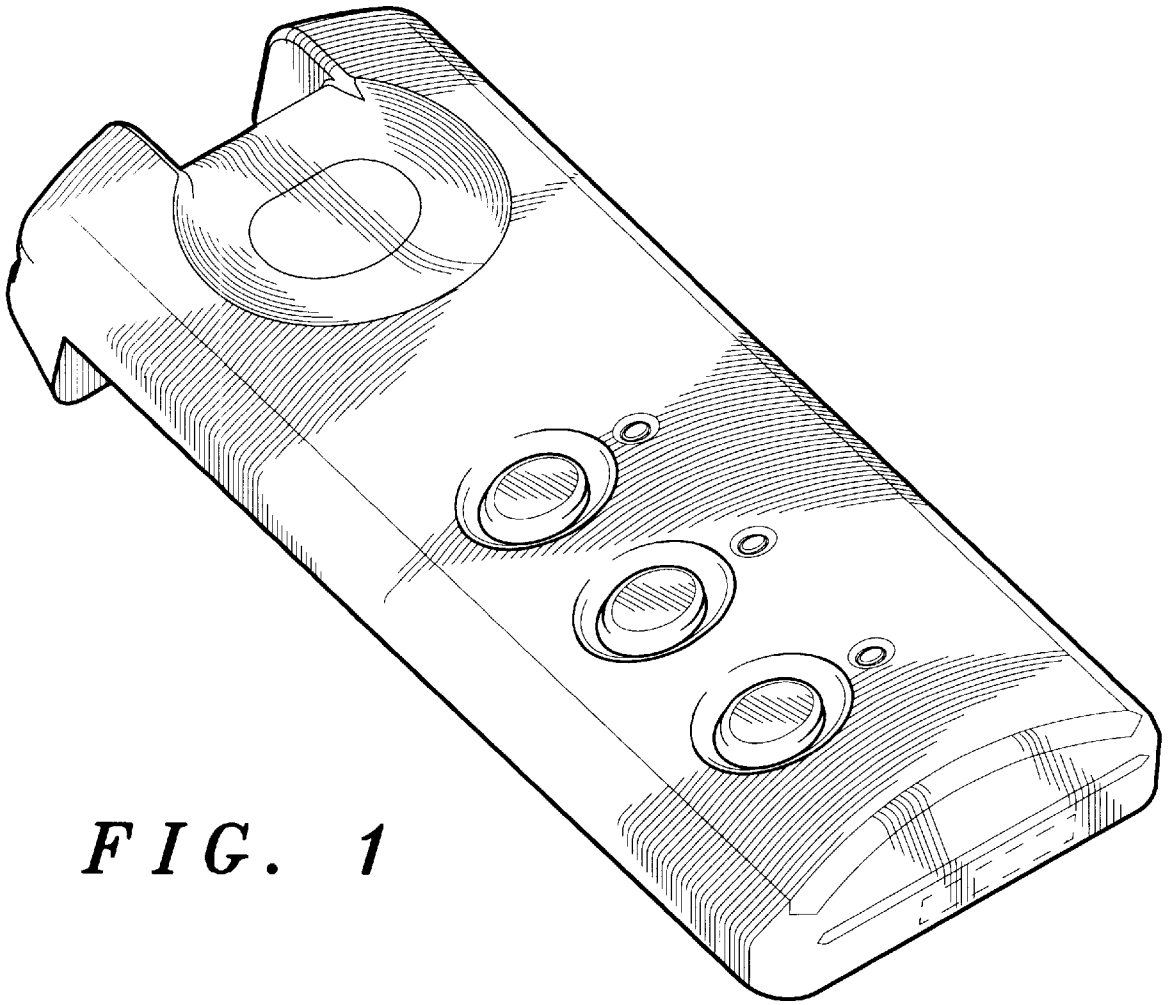


FIG. 1

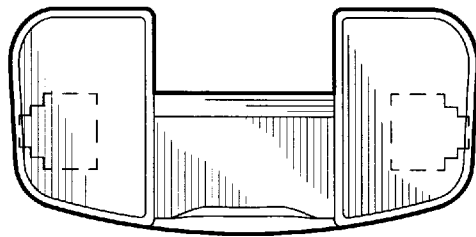


FIG. 2



FIG. 3

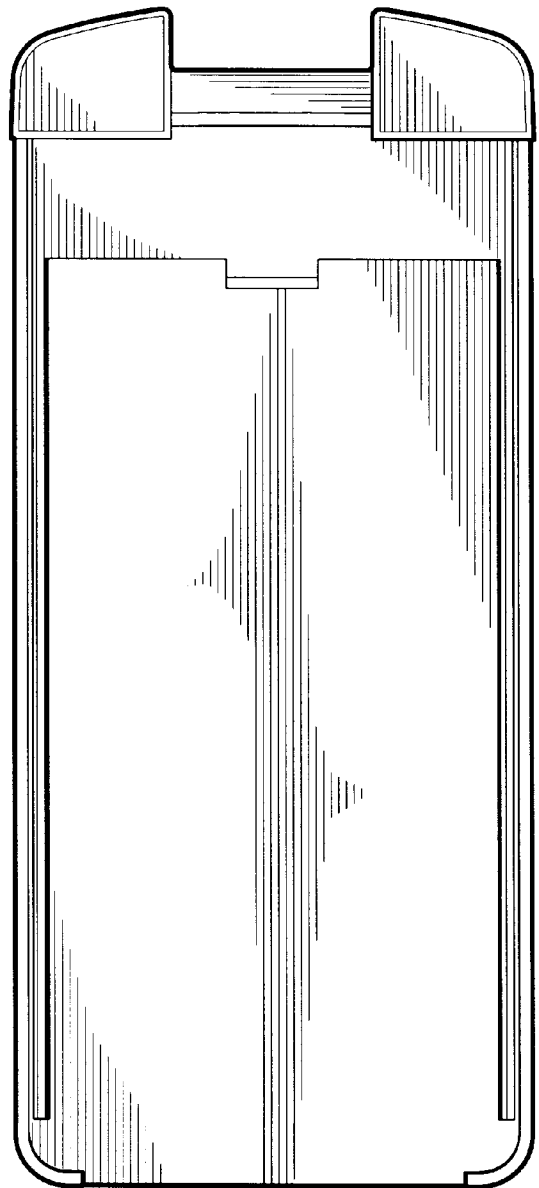


FIG. 4