



(12) **United States Design Patent**  
**Pearson**

(10) **Patent No.:** **US D606,591 S**  
(45) **Date of Patent:** **\*\* Dec. 22, 2009**

(54) **NOTEPAD HOLDER AND CALCULATOR**

(75) Inventor: **Arthur Scott Pearson**, Upland, CA (US)

(73) Assignee: **Sweda Company, LLC**, City of Industry, CA (US)

(\*\*) Term: **14 Years**

(21) Appl. No.: **29/313,998**

(22) Filed: **Feb. 25, 2009**

(51) **LOC (9) Cl.** ..... **19-02**

(52) **U.S. Cl.** ..... **D19/86; D18/7**

(58) **Field of Classification Search** ..... D3/273,  
D3/294, 295; D6/632, 634; D19/26-31,  
D19/65, 75, 78, 86-92; 206/39, 214, 215,  
206/425, 555; D9/423, 432; D18/2, 7  
See application file for complete search history.

(56) **References Cited**

U.S. PATENT DOCUMENTS

436,052 A *	9/1890	Demming	312/61
1,646,632 A *	10/1927	Spinner	206/242
1,709,685 A *	4/1929	Rothrock	206/472
1,960,073 A *	5/1934	Warner	206/759
2,797,806 A *	7/1957	Davis	206/486
2,943,758 A *	7/1960	Harris	220/4.01
3,335,847 A *	8/1967	Murphy et al.	206/574
D221,691 S *	8/1971	Gammon	D14/168
3,640,379 A *	2/1972	Weingarden	206/387.13
D271,161 S *	11/1983	Compton	D6/634
D272,546 S *	2/1984	Holson	D19/26
4,432,827 A *	2/1984	Graetz et al.	156/245
D287,507 S *	12/1986	Yoshioka et al.	D18/7
D300,227 S *	3/1989	Noguchi	D18/2
D305,906 S *	2/1990	Takahisa et al.	D18/2
D314,004 S *	1/1991	Ida	D18/7
D324,950 S *	3/1992	Ozeki	D6/631
D351,185 S *	10/1994	Matsuda et al.	D18/2
D369,239 S *	4/1996	Deutch	D3/247
D370,472 S *	6/1996	Scianna	D14/458
5,560,476 A *	10/1996	Lee	206/38

D386,677 S *	11/1997	Abiteboul	D3/271.5
D409,243 S *	5/1999	Lonergan	D19/76
D429,469 S *	8/2000	McPhee	D10/40
D435,550 S *	12/2000	Chu et al.	D14/345
6,286,667 B1 *	9/2001	Lee	206/38
D449,853 S *	10/2001	Myers	D19/26
D490,841 S *	6/2004	Castillo	D18/7
D490,856 S *	6/2004	Passarella	D19/78
D491,009 S *	6/2004	Burdett et al.	D6/632

(Continued)

*Primary Examiner*—Elizabeth A Albert  
(74) *Attorney, Agent, or Firm*—Clement Cheng

(57) **CLAIM**

The ornamental design for a notepad holder and calculator, as shown and described.

**DESCRIPTION**

FIG. 1 is a perspective view of the notepad holder and calculator in the closed position.

FIG. 2 is a top view of the notepad holder and calculator in closed position.

FIG. 3 is a bottom view of the notepad holder and calculator in closed position.

FIG. 4 is a left side view of the notepad holder and calculator in closed position.

FIG. 5 is a right side view of the notepad holder and calculator in closed position.

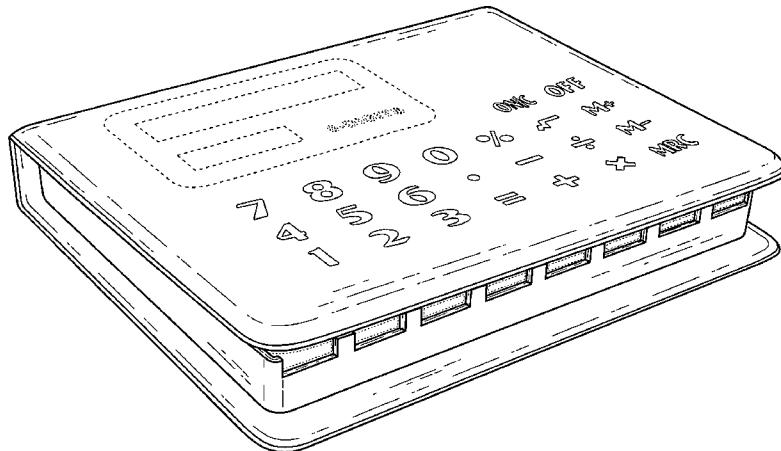
FIG. 6 is a back side view of the notepad holder and calculator in closed position.

FIG. 7 is a front side view of the notepad holder and calculator in closed position; and,

FIG. 8 is a top view of the notepad holder and calculator in open position.

The broken lines shown in FIGS. 1, 2, 4, 5, 7, and 8 are included for the purpose of illustrating environment and form no part of the claimed design.

**1 Claim, 6 Drawing Sheets**



# US D606,591 S

Page 2

---

## U.S. PATENT DOCUMENTS

D532,440 S *	11/2006	Oas .....	D18/7	D580,169 S *	11/2008	Gibson .....	D3/272
D566,192 S *	4/2008	Bhavnani .....	D19/92	D582,405 S *	12/2008	Andre et al. ....	D14/250
D567,864 S *	4/2008	Bhavnani .....	D19/92	D584,305 S *	1/2009	Rothman .....	D14/346
D579,483 S *	10/2008	Tien .....	D18/7	D600,699 S *	9/2009	Johnston et al. ....	D14/440

\* cited by examiner

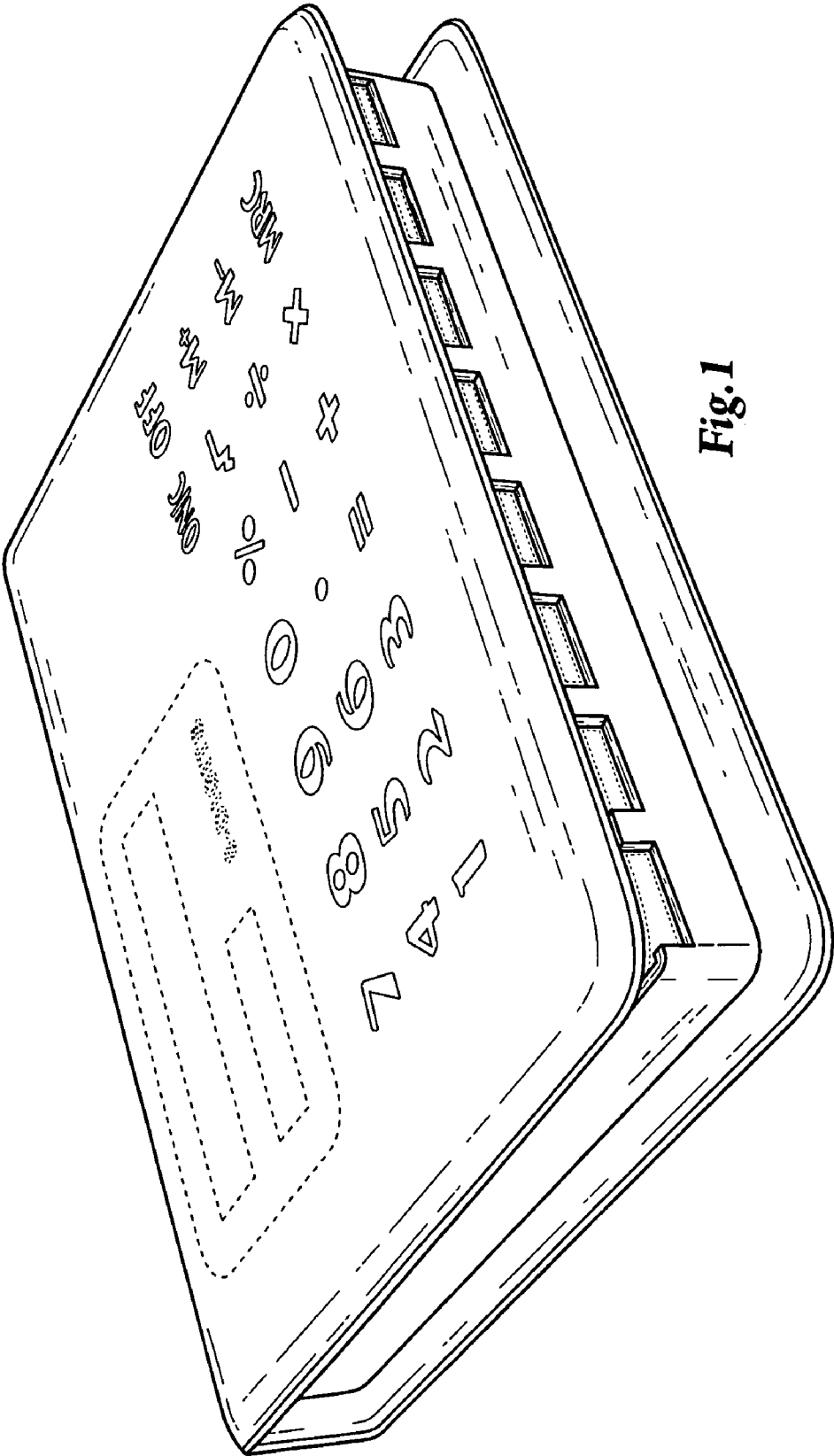


Fig. 1

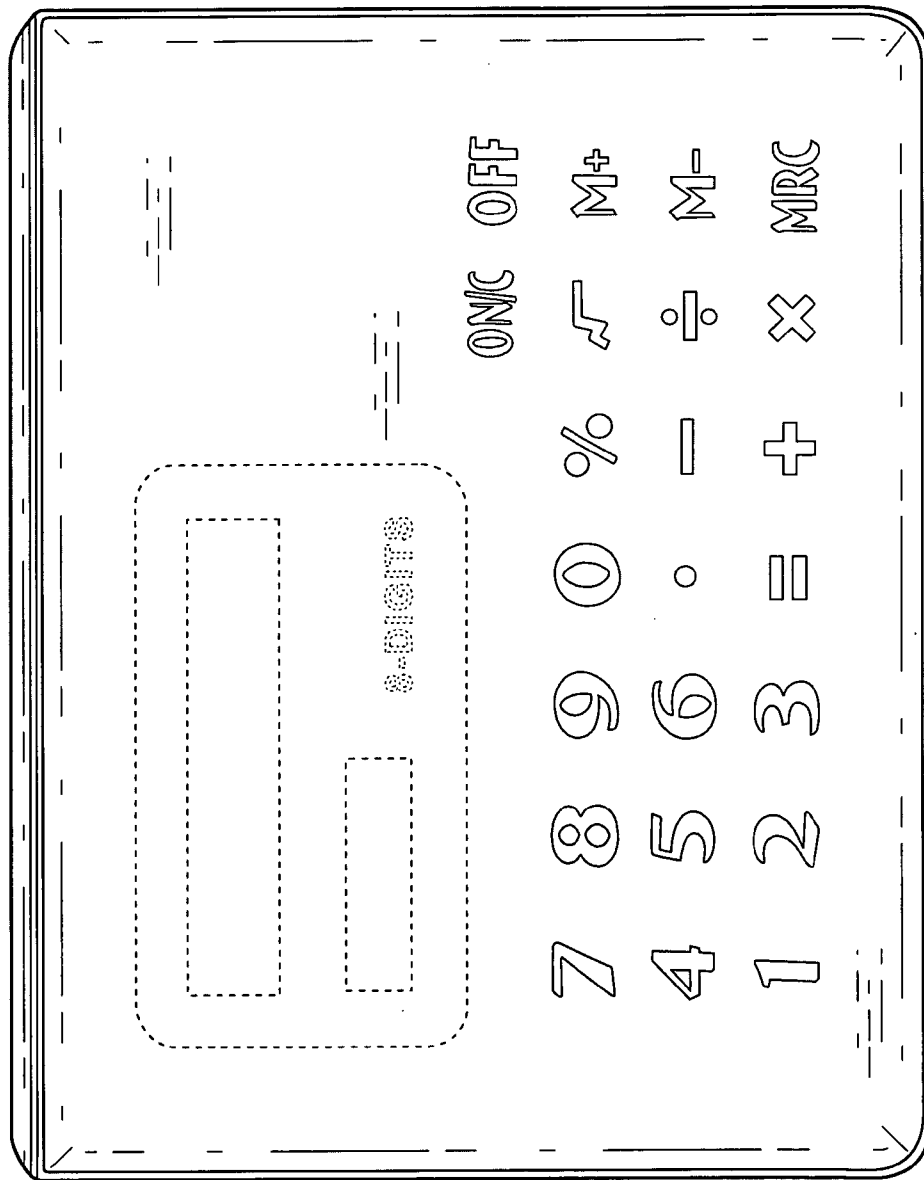





Fig. 2



**Fig.3**



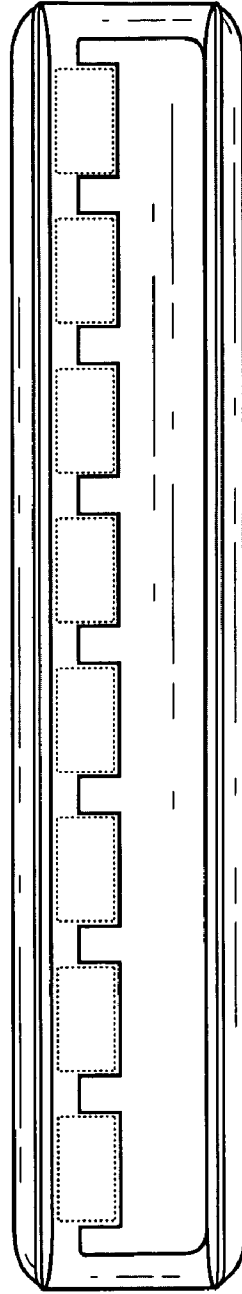
*Fig. 4*




*Fig. 5*



*Fig. 6*



*Fig. 7*



*Fig.8*