



US00D371011S

# United States Patent [19]

Burstein

[11] **Patent Number:** Des. 371,011

[45] **Date of Patent:** \*\*Jun. 25, 1996

[54] **CHAIR**

[76] **Inventor:** Sharon A. Burstein, 10 Thurlow Ter., Albany, N.Y. 12203

[\*\*] **Term:** 14 Years

[21] **Appl. No.:** 30,053

[22] **Filed:** Oct. 21, 1994

### Related U.S. Application Data

[62] Division of Ser. No. 2,590, Dec. 16, 1992, Pat. No. Des. 355,775.

[52] **U.S. Cl.** ..... D6/373; D6/379

[58] **Field of Search** ..... D6/334, 339, 371, D6/373, 375, 379; 297/411.42, 411.43, 411.44, 411.45, 148-150

### References Cited

#### U.S. PATENT DOCUMENTS

D. 156,229 11/1949 Goldberg ..... D6/373

D. 237,023	10/1975	Rossi	.....	D6/339
D. 250,073	10/1978	Petersen	.....	D6/375
D. 256,071	7/1980	Hershberger	.....	D6/371
D. 338,348	8/1993	Zacky	.....	D6/379
D. 355,775	2/1995	Burstein	.....	D6/339

*Primary Examiner*—Janice E. Seeger  
*Attorney, Agent, or Firm*—Morgan & Finnegan

### [57] CLAIM

The ornamental design for a chair, as shown and described.

### DESCRIPTION

FIG. 1 is a perspective view of the chair;  
FIG. 2 is a front view of the chair shown in FIG. 1;  
FIG. 3 is the bottom view of the chair shown in FIG. 1;  
FIG. 4 is the left side of the chair shown in FIG. 1;  
FIG. 5 is the right side of the chair shown in FIG. 1;  
FIG. 6 is the rear view of the chair shown in FIG. 1; and  
FIG. 7 is the top view of the chair shown in FIG. 1.

1 Claim, 4 Drawing Sheets

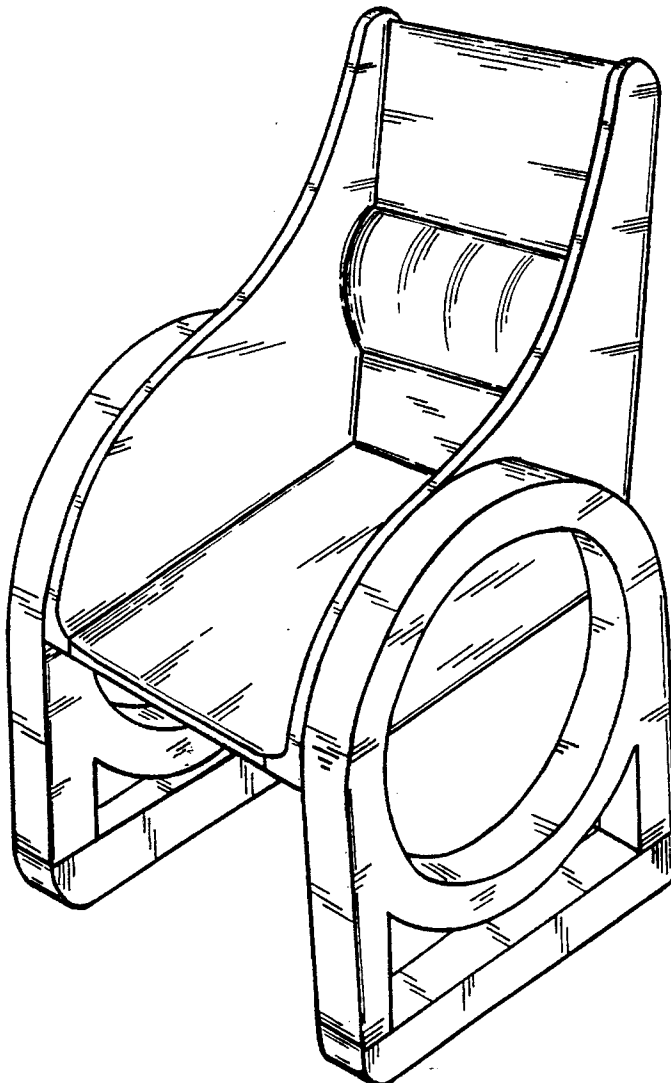


FIG. 1

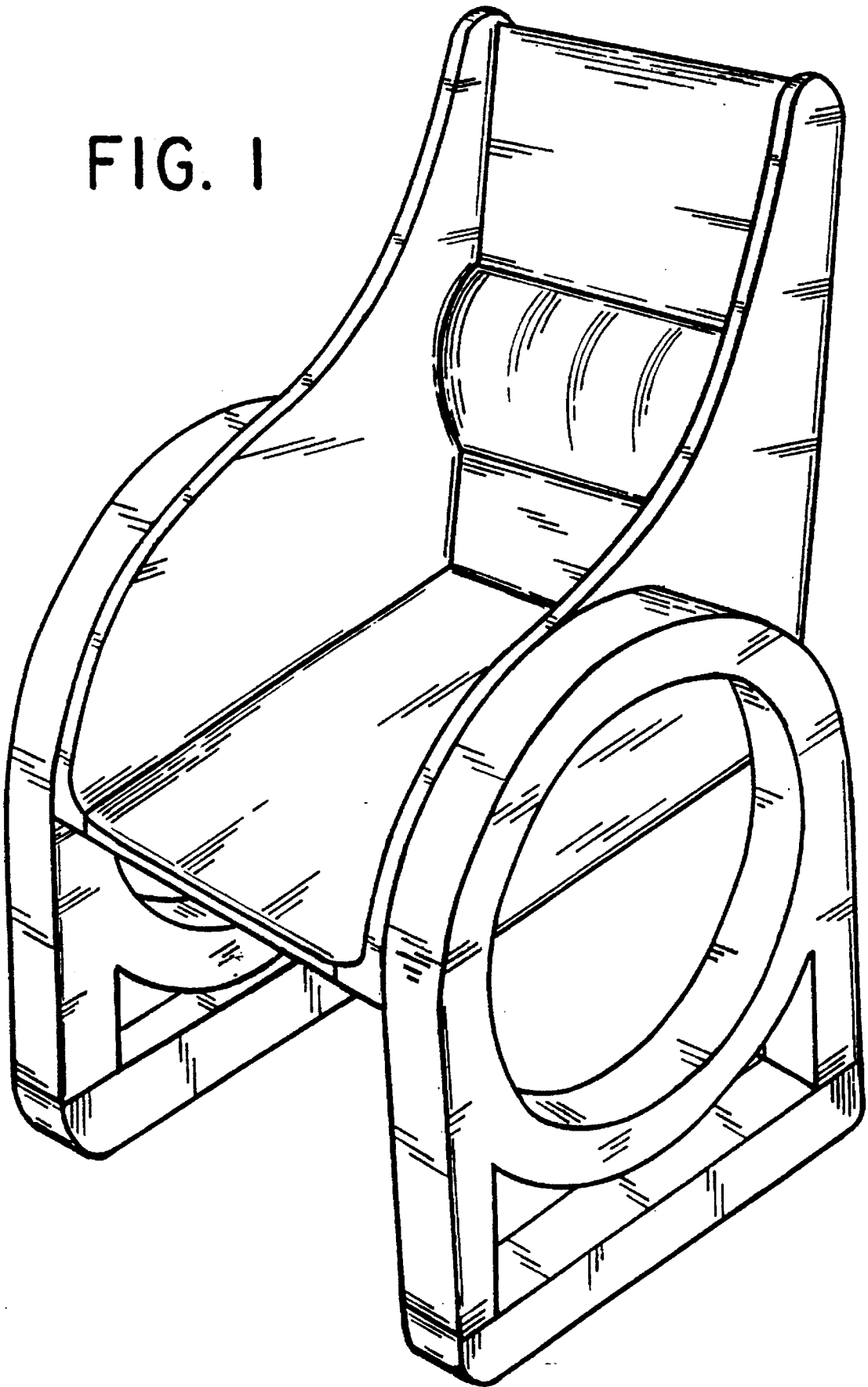


FIG. 3




FIG. 2

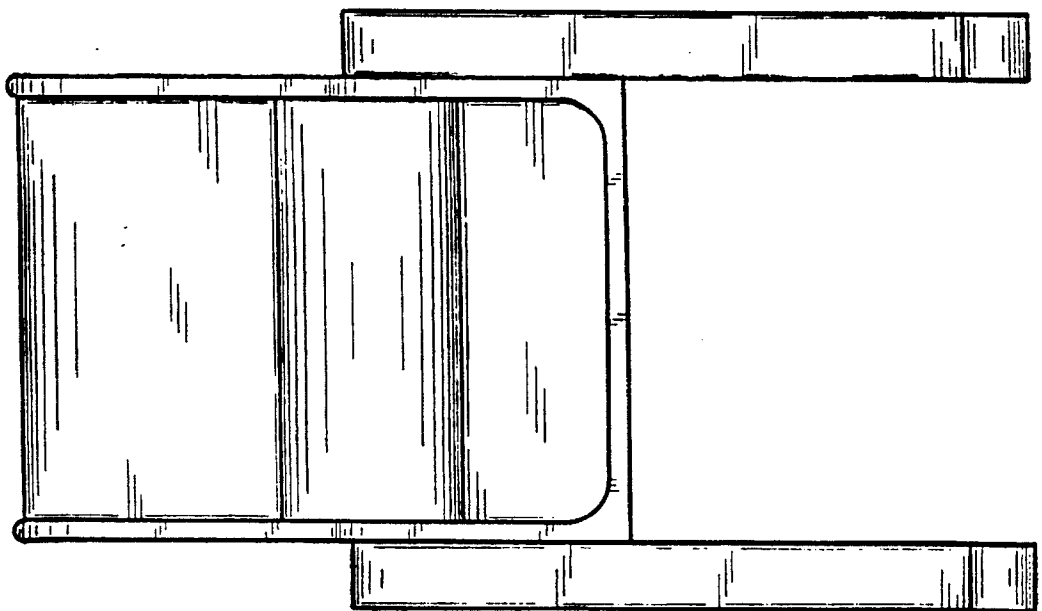


FIG. 5

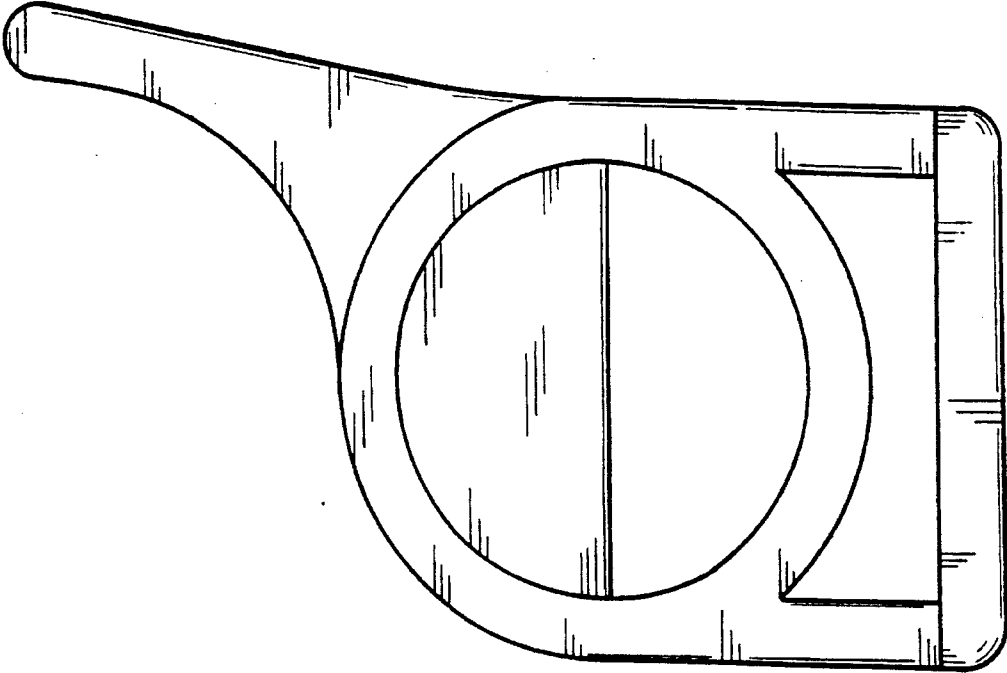


FIG. 4

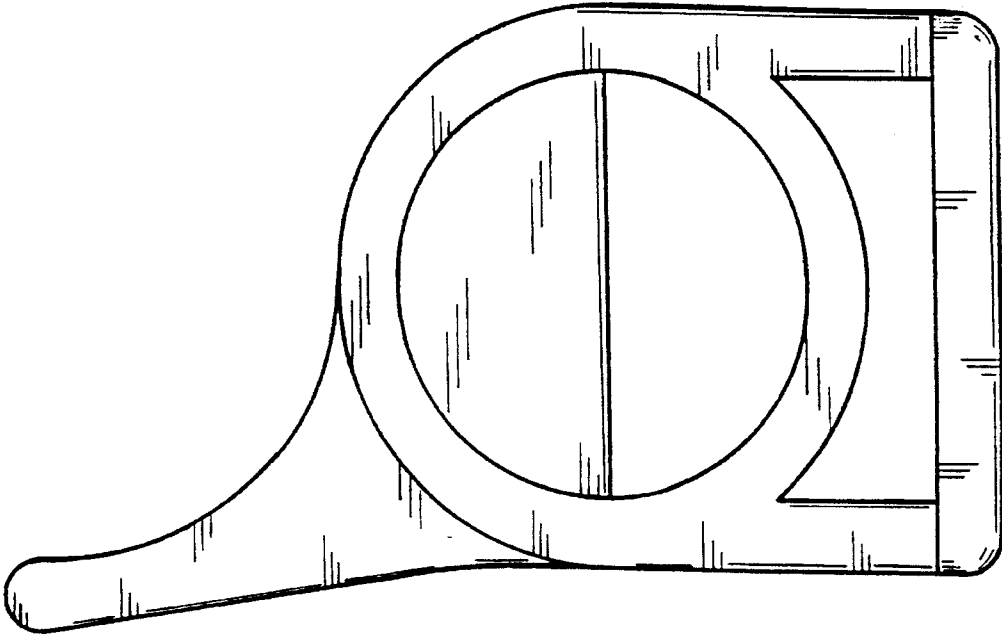


FIG. 7




FIG. 6

