



US00D569105S

(12) **United States Design Patent**
Van Hoorn

(10) **Patent No.:** **US D569,105 S**

(45) **Date of Patent:** **** May 20, 2008**

(54) **HAND CARRIED TOOL BOX**

(76) Inventor: **Gale Van Hoorn**, 726 N Skywalker Pl.,
Green Valley, AZ (US) 85614

(**) Term: **14 Years**

(21) Appl. No.: **29/291,811**

(22) Filed: **Sep. 13, 2007**

(51) **LOC (8) Cl.** **03-01**

(52) **U.S. Cl.** **D3/311**

(58) **Field of Classification Search** **D3/201,**
D3/209, 276, 304-315; D11/143; 206/372,
206/375; D32/53.1; 220/486, 500, 752,
220/DIG. 12, DIG. 13, DIG. 14

See application file for complete search history.

(56) **References Cited**

U.S. PATENT DOCUMENTS

1,542,927	A *	6/1925	Whitaker	217/46
4,204,596	A *	5/1980	Davis	206/203
4,653,713	A *	3/1987	Hamilton	248/238
5,117,979	A *	6/1992	Brightbill	206/372
5,544,744	A *	8/1996	Oman	206/319
5,669,498	A *	9/1997	Fjerek et al.	206/373
D385,111	S *	10/1997	Dickinson et al.	D3/309
D387,981	S *	12/1997	Mosior et al.	D9/418
5,803,586	A *	9/1998	Velez et al.	362/154
D492,113	S *	6/2004	Bayer et al.	D3/310
6,786,561	B1 *	9/2004	Glenn	312/244

* cited by examiner

Primary Examiner—Louis S Zarfaz

Assistant Examiner—Eric L Goodman

(74) *Attorney, Agent, or Firm*—Rylander & Associates PC;
Kurt M. Rylander; Mark E. Beatty

(57) **CLAIM**

I claim the ornamental design for a hand carried tool box, as shown and described.

DESCRIPTION

FIG. 1 shows a front top perspective view of an embodiment of my tool box design, with an identical shown stacked beneath it to aid in perspective.

FIG. 2 shows a long-side layout view of the embodiment of my tool box design, with the opposing long-side view being identical.

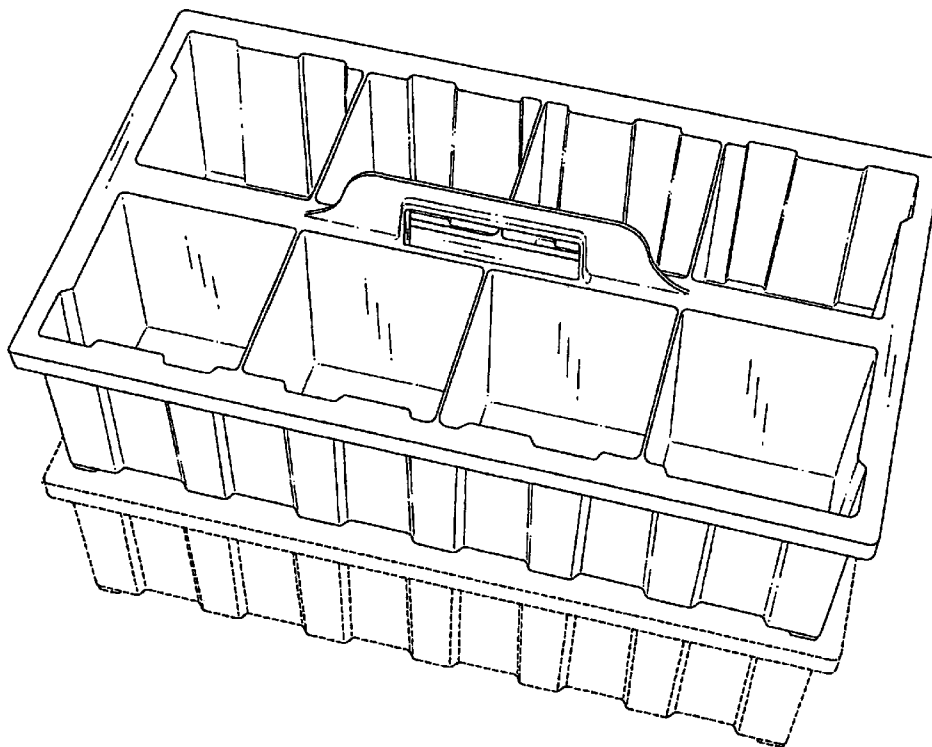
FIG. 3 shows a short-end layout view of the embodiment of my tool box design, with the opposing short-end view being identical.

FIG. 4 shows a top plan view of the embodiment of my tool box design; and,

FIG. 5 shows a bottom plan view of the embodiment of my tool box design.

The broken line showing in FIG. 1 is included for the purpose of illustrating environmental structure and forms no part of the claimed design.

1 Claim, 5 Drawing Sheets



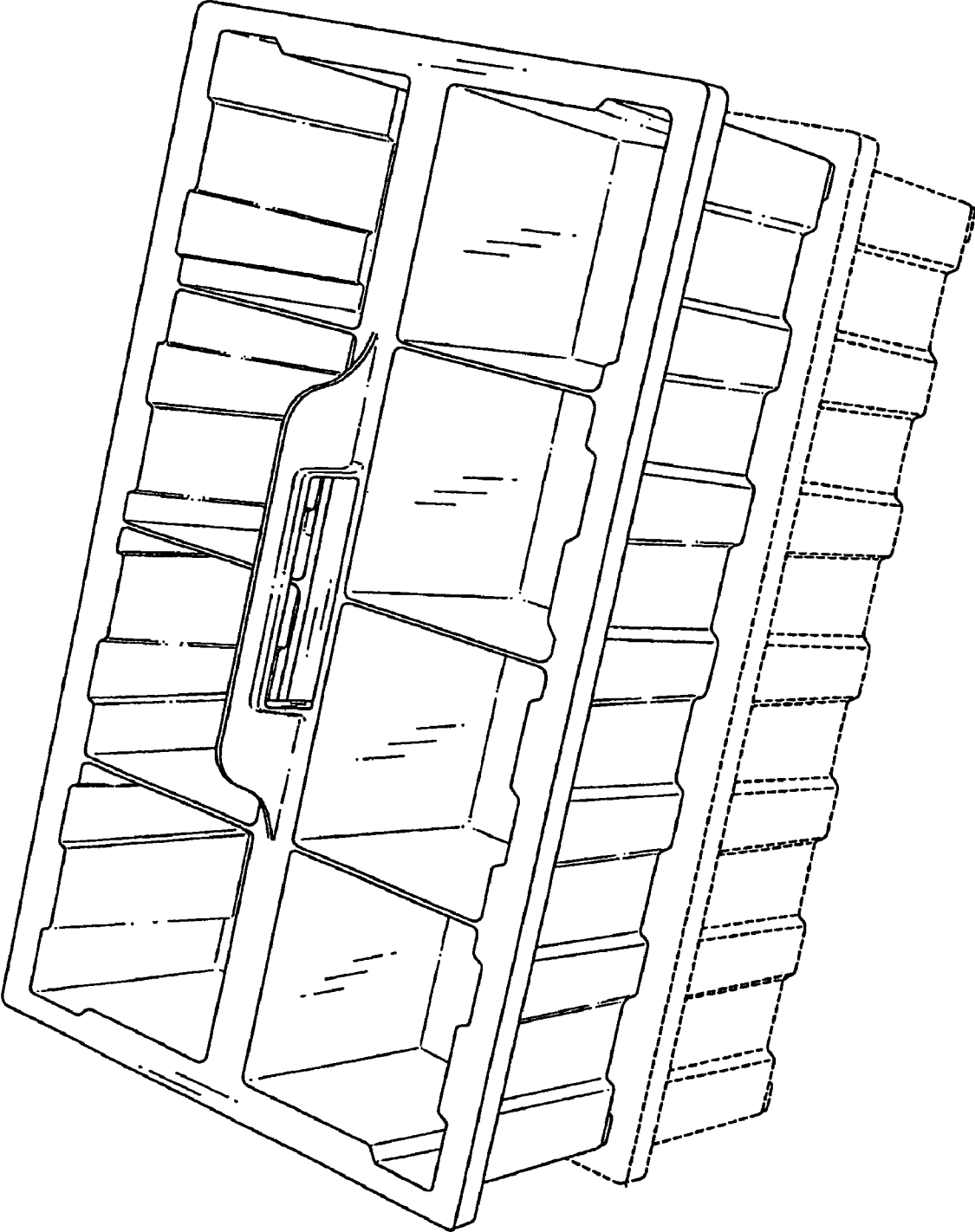


FIG. 1

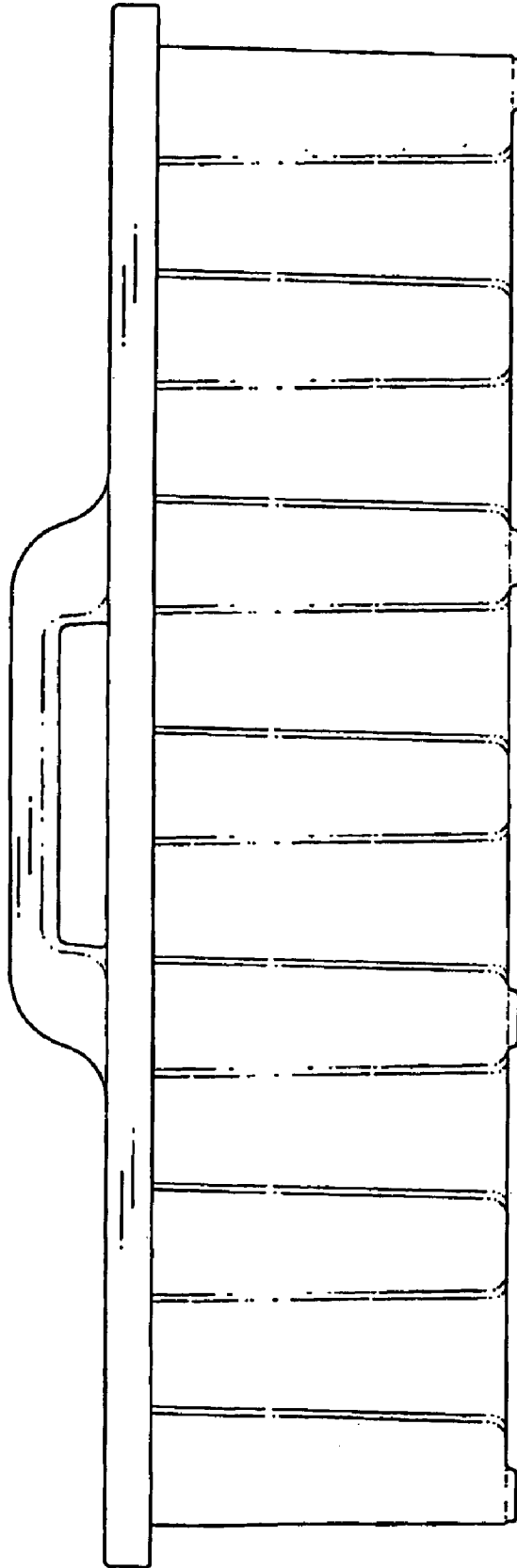


FIG. 2

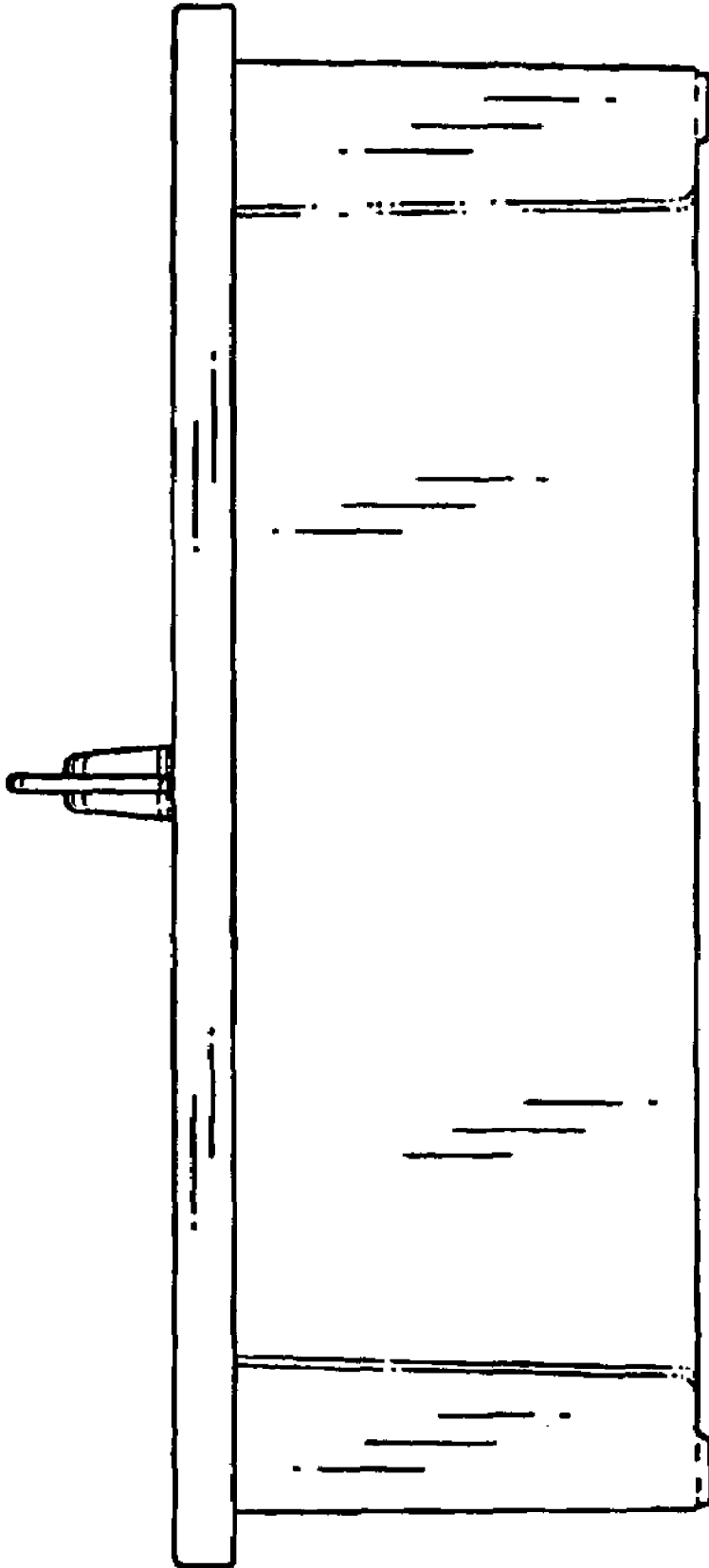


FIG. 3

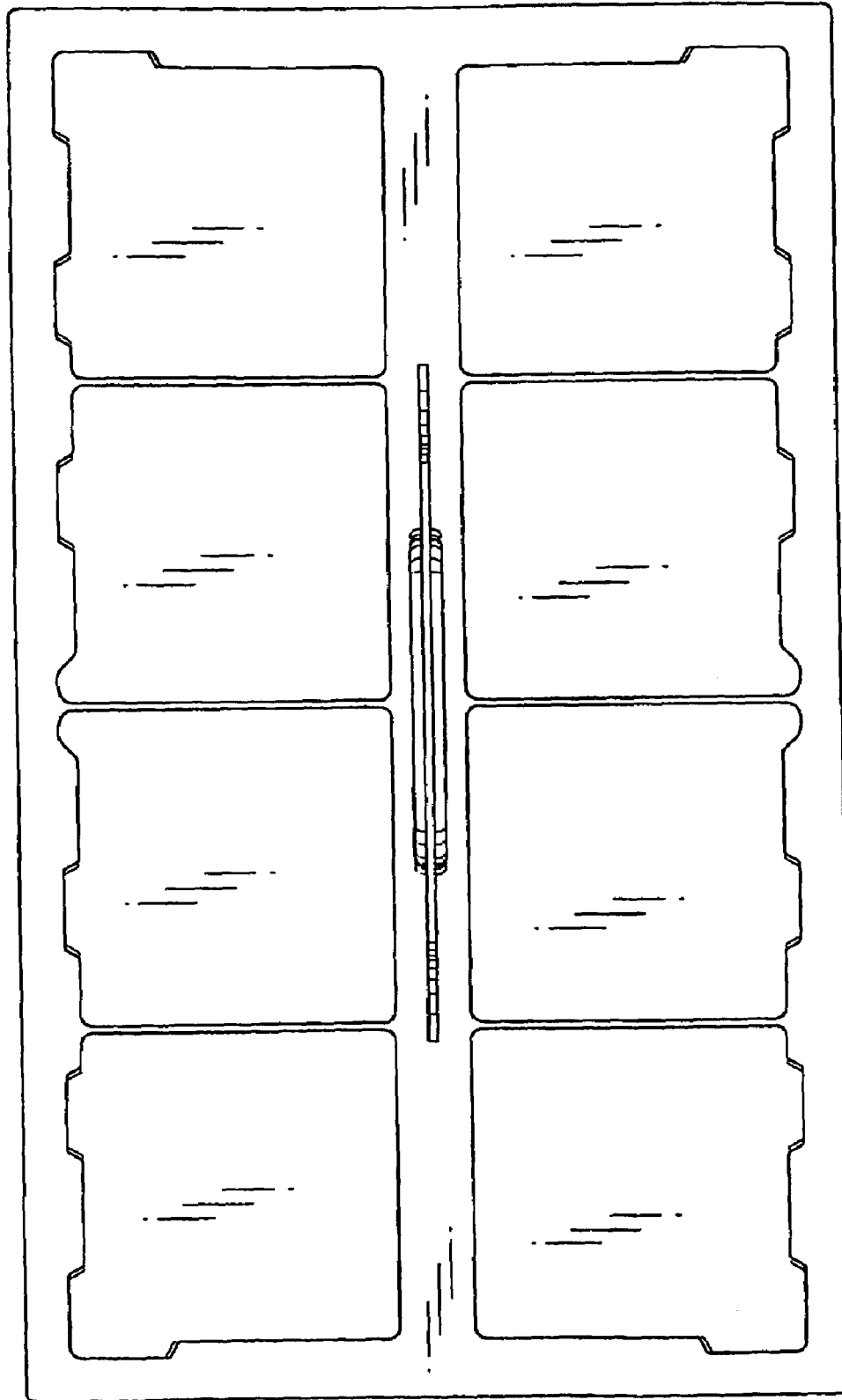


FIG. 4

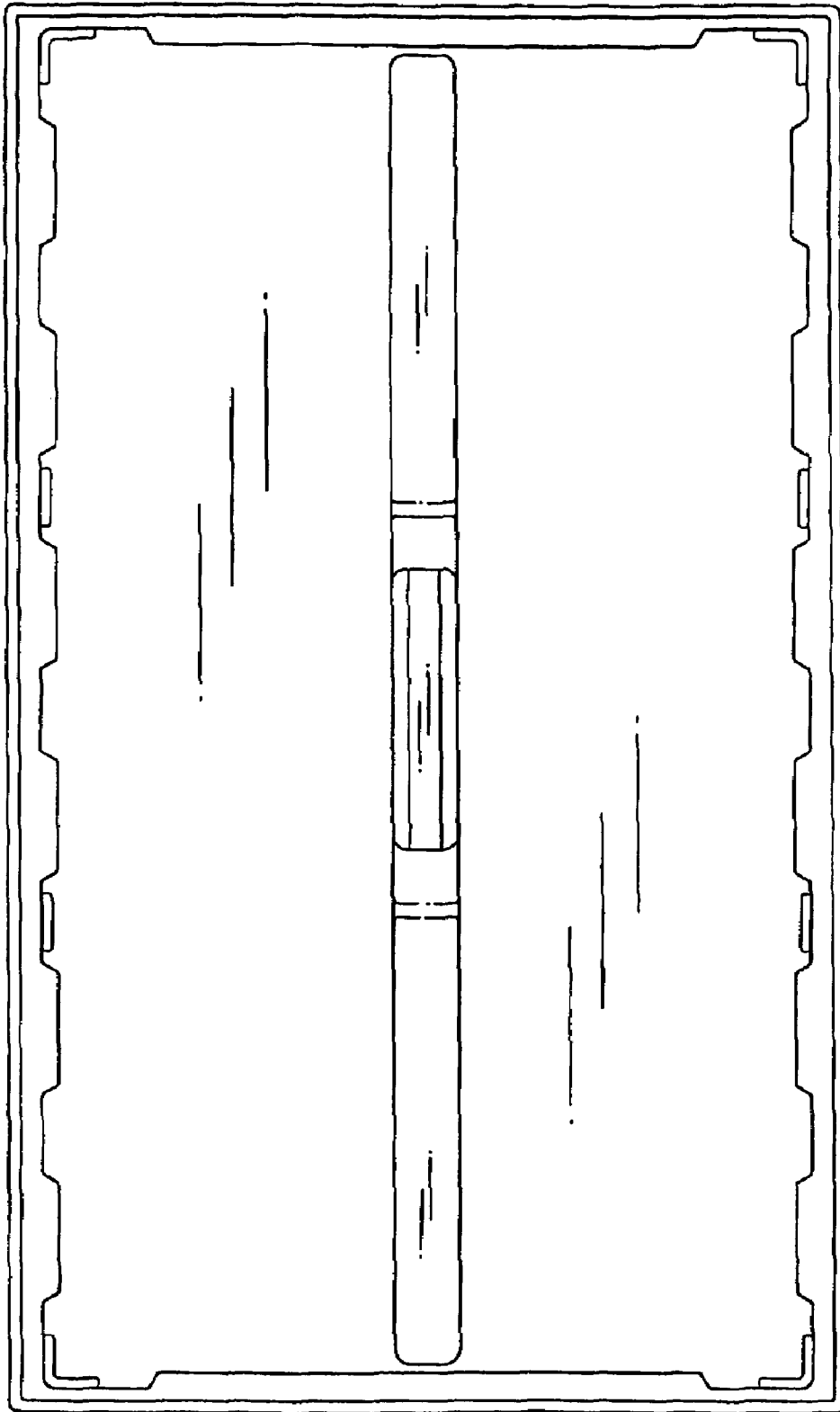


FIG. 5