

(19) **DANMARK**

(10) **DK/EP 3366293 T3**



Patent- og
Varemærkestyrelsen

(12) **Oversættelse af
europæisk patentskrift**

-
- (51) Int.Cl.: **A 61 K 31/4375 (2006.01)** **A 61 P 35/00 (2006.01)**
- (45) Oversættelsen bekendtgjort den: **2020-06-15**
- (80) Dato for Den Europæiske Patentmyndigheds bekendtgørelse om meddelelse af patentet: **2020-03-11**
- (86) Europæisk ansøgning nr.: **17208408.9**
- (86) Europæisk indleveringsdag: **2012-06-07**
- (87) Den europæiske ansøgnings publiceringsdag: **2018-08-29**
- (62) Stamansøgningsnr: **12878321.4**
- (84) Designerede stater: **AL AT BE BG CH CY CZ DE DK EE ES FI FR GB GR HR HU IE IS IT LI LT LU LV MC MK MT NL NO PL PT RO RS SE SI SK SM TR**
- (73) Patenthaver: **Deciphera Pharmaceuticals, LLC, 643 Massachusetts, Suite 200, Lawrence, Kansas 66044, USA**
- (72) Opfinder: **FLYNN, Daniel L., 4165 Blackjack Oak Drive, Lawrence, KS 66047, USA**
KAUFMAN, Michael D., 4708 Muirfield Drive, Lawrence, KS 66047, USA
PETILLO, Peter A., 1424 N. 960 Road, Lawrence, KS 66046, USA
- (74) Fuldmægtig i Danmark: **Marks & Clerk (Luxembourg) LLP, 44 rue de la Vallée, B.P. 1775, L-1017 Luxembourg, Luxembourg**
- (54) Benævnelse: **DIHYDRONAPHTHYRIDINER OG RELATEREDE FORBINDELSER, DER ER NYTTIGE SOM KINASHÆMMERE TIL BEHANDLING AF PROLIFERATIVE SYGDOMME**
- (56) Fremdragne publikationer:
WO-A1-2008/051757
US-A1- 2008 114 006

DESCRIPTION

Background of the Invention

[0001] c-KIT (also known as KIT, CD117, and stem cell factor receptor) is a 145 kDa transmembrane tyrosine kinase protein that acts as a type-III receptor (Pereira et al. *J. Carcin.* 2005, 4, pg. 19). The *c-KIT* proto-oncogene, located on chromosome 4q11-21, encodes the c-KIT receptor, whose ligand is the stem cell factor (SCF, steel factor, kit ligand, mast cell growth factor, Morstyn, G. et al. *Oncology* 1994, 51(2), pg. 205; Yarden, Y. et al. *Embo. J.* 1987, 6(11), pg. 3341). The receptor has tyrosine-protein kinase activity and binding of the ligand SCF leads to the autophosphorylation of c-KIT and its association with substrates such as phosphatidylinositol 3-kinase (PI3K). Tyrosine phosphorylation by protein tyrosine kinases is of particular importance in cellular signaling and can mediate signals for major cellular processes, such as proliferation, survival, differentiation, apoptosis, attachment, invasiveness and migration. Defects in c-KIT are a cause of piebaldism, an autosomal dominant genetic developmental abnormality of pigmentation characterized by congenital patches of white skin and hair that lack melanocytes. Gain-of-function mutations of the *c-KIT* gene and the expression of constitutively phosphorylated c-KIT are found in most gastrointestinal stromal tumors (GIST) and mastocytosis. Further, almost all gonadal seminomas/dysgerminomas exhibit c-KIT membranous staining, and several reports have clarified that some (10-25%) have a *c-KIT* gene mutation (Sakuma, Y. et al. *Cancer Sci.* 2004, 95(9), pg. 716). c-KIT defects have also been associated with testicular tumors including germ cell tumors (GCT) and testicular germ cell tumors (TGCT).

[0002] The role of c-KIT expression has been studied in hematologic and solid tumors, such as acute leukemias (Cortes, J. et al. *Cancer* 2003, 97(11), pg. 2760) and GIST (Fletcher, J. et al. *Hum. Pathol.* 2002, 33(5), pg. 459). The clinical importance of c-KIT expression in malignant tumors relies on studies with Gleevec® (imatinib mesylate, STI571 (signal transduction inhibitor number 571), Novartis Pharma AG Basel, Switzerland) that specifically inhibits tyrosine kinase receptors (Lefevre, G. et al. *J. Biol. Chem.* 2004, 279(30), pg. 31769). Moreover, a clinically relevant breakthrough has been the finding of anti-tumor effects of this compound in GIST, a group of tumors regarded as being generally resistant to conventional chemotherapy (de Silva, C.M.; Reid, R. *Pathol. Oncol. Res.* 2003, 9(1), pp. 13-19). Most GISTs have primary activating mutations in the genes encoding the closely related RTKs c-KIT (75-80% of GIST) or PDGFR α (8% of the non- c-KIT mutated GIST). c-KIT and PDGFR α mutations are mutually exclusive in GIST (Rubin et al. *Lancet* 2007, 369, pg. 1731). The majority of primary GIST-causing c-KIT mutations affect the juxtamembrane (JM) region of the protein encoded by exon 11 (i.e. V560D) and consist of in-frame deletions or insertions, or missense mutations. c-KIT exon 11 mutations have been identified as primary mutations in approximately 75% of GISTs. Such JM domain mutations disrupt the autoinhibition mechanism of c-KIT kinase, leading to constitutive kinase activity and cell-transforming events causative of GIST (Chen, L.L. et al. *Clin. Cancer Res.* 2005, 11, pg. 3668-3677; Mol, C.D., et al. *J. Biol. Chem.* 2004, 279, pg. 31655-31663).

[0003] GIST most often become Gleevec® resistant, and molecularly targeted small molecule therapies that target c-KIT secondary mutations remain elusive. GIST patients who relapse after treatment with Gleevec® or Sutent® have disease still driven by c-KIT mutations. These secondary mutations occur on the same alleles as the primary JM-region mutation, and thus represent even more aggressive activated forms of c-KIT than the original primary mutation. These secondary mutants of c-KIT identified in GIST lead to acquired drug resistance. Secondary mutations are found in the extracellular domain of c-KIT (exon 9, i.e. AY501-502 duplication/insertion), ATP binding pocket (exon 13, i.e. K642E, V654A; exon 14, i.e. T670I), and activation loop (exon 17, i.e. N822K, D816H, D816V, D820A). These various secondary c-KIT mutations have been reported: Heinrich, M.C. et al. *J. Clin. Oncol.* 2006, 24, pg. 4764-4774; Debiec-Rychter, M., et al. *Gastroenterology* 2005, 128, pg. 270-279; Wardelmann, E., et al. *Lancet Oncol.* 2005, 6, pg. 249-251; Antonescu, C.R., et al. *Clin. Cancer. Res.* 2005, 11, pg. 4182-4190. Sunitinib malate (Sutent™, Pfizer) is an inhibitor of multiple RTKs, notably in this context, c-KIT and PDGFR α , and has been shown to be effective against certain imatinib-resistant c-KIT mutants, such as the ATP-binding pocket mutants V654A and T670I. Certain Gleevec®-resistant mutants are also resistant to sunitinib, such as D816H and D816V which are located in the activation loop of the c-KIT catalytic domain encoded by exon 17 (Corless et al. *J. Clin. Oncol.* 2004, 22, pg. 3813; Heinrich et al. *J. Clin. Oncol.* 2008, 26, pg. 5352; Gajiwala et al. *Proc. Natl. Acad. Sci. USA* 2009, 106:1542). Median survival after progression due to Gleevec® -resistance remains relatively short.

[0004] It has been demonstrated that complex, multiple secondary c-KIT mutations can arise and vary within individual patients, such variation in mutational status of c-KIT being demonstrated by biopsy samples obtained from different progressing metastases within each patient (Wardelmann, E., et al. *Lancet Oncol.* 2005, 6, pg. 249-251; Fletcher, J.A. and Rubin, B.P., *Curr. Opin in Genetics & Develop.*, 2007, 17, pg. 3-7). This complex c-KIT mutational heterogeneity within individual patients underscores an unmet medical need to identify inhibitors of c-KIT kinase that are effective across a broad spectrum of c-KIT primary and secondary mutations. Such a broad spectrum c-KIT inhibitor would be of high therapeutic value in the treatment of refractory GIST patients.

Summary of the Invention

[0005] The present invention discloses the unexpected utility of compounds that inhibit c-KIT kinase across a broad range of c-KIT mutations, including complex occurrences of primary mutations (*KIT* exon 9 or 11) and secondary *KIT* mutations (exons 13, 14, 17 and 18) that may arise in individual, refractory GIST patients. Also unexpected is the utility of compounds of the present invention to inhibit the problematic exon 17 D816V c-KIT mutation, for which there is currently no effective therapy. D816 mutations in c-KIT have been demonstrated to cause mastocytosis, mast cell leukemia, seminomas, dysgerminomas, lymphomas, and intracranial teratomas (Ning, A.Q, Li, J., and Arceci, R.J. *Leuk Lymphoma*, 2001, 41, pg. 513-522; Beghini, A., et al. *Blood*, 2000, 95, pg. 726-727; Tian, Q., et al. *Am J. Pathol.* 1999, 154, pg. 1643-1647;

Nagata, H., et al. Proc. Natl. Acad. Sci. USA, 1995, 92, 10560-10564; Longley, B.J., et al. Nat. Genet., 1996, 12, pg. 312-314). The present invention also discloses new compounds for the treatment of diseases caused by c-KIT mutation, including new compounds for the treatment of refractory GIST, mast cell leukemia, or mastocytosis.

[0006] The present invention is defined as in the appended claims.

[0007] In one embodiment, there are disclosed the compounds for use in a method of treating a disease caused by the kinase activity of c-KIT, oncogenic forms thereof, aberrant fusion proteins thereof or polymorphs thereof, wherein c-KIT contains a missense mutation, insertion mutation, or a deletion mutation encoded by exons comprising Exon 9, Exon 11, Exon 13, Exon 14, Exon 17, or Exon 18, presenting either individually or in combination, comprising the administration of a compound of formula Ia or a pharmaceutically acceptable salt thereof.

[0008] The diseases are selected from gastrointestinal stromal tumors, ovarian cancer, pancreatic cancer, prostate cancer, lung cancers, breast cancers, melanoma, renal cancers, hepatic cancers, cervical carcinomas, metastasis of primary tumor sites, papillary thyroid carcinoma, non-small cell lung cancer, mesothelioma, hypereosinophilic syndrome, colonic cancers, acute myeloid leukemia, germ cell tumors of the seminoma or dysgerminoma, teratomas, mastocytosis, or mast cell leukemia, said method comprising administering a therapeutically effective amount of a compound of Formula Ia, or a pharmaceutically acceptable salt thereof, to a patient.

[0009] The present invention provides the compounds for use in a method treating a disease caused by c-KIT kinase comprising gastrointestinal stromal tumors, ovarian cancer, melanoma, cervical carcinomas, acute myeloid leukemia, germ cell tumors of the seminoma or dysgerminoma, teratomas, mastocytosis, or mast cell leukemia, said method comprising administering to a patient a therapeutically effective amount of a compound selected from 1-(5-(1-ethyl-7-(methylamino)-2-oxo-1,2-dihydro-1,6-naphthyridin-3-yl)-2-fluoro-4-methylphenyl)-3-(naphthalen-1-yl)urea, 1-(5-(1-ethyl-7-(methylamino)-2-oxo-1,2-dihydro-1,6-naphthyridin-3-yl)-2-fluorophenyl)-3-(naphthalen-1-yl)urea, 1-(4-chloro-5-(1-ethyl-7-(methylamino)-2-oxo-1,2-dihydro-1,6-naphthyridin-3-yl)-2-fluorophenyl)-3-phenylurea, 1-(4-chloro-5-(1-ethyl-7-(methylamino)-2-oxo-1,2-dihydro-1,6-naphthyridin-3-yl)-2-fluorophenyl)-3-(2,3-difluorophenyl)urea, 1-(2-fluoro-5-(1-isopropyl-7-(methylamino)-2-oxo-1,2-dihydro-1,6-naphthyridin-3-yl)phenyl)-3-phenylurea, 1-(4-chloro-5-(1-ethyl-7-(methylamino)-2-oxo-1,2-dihydro-1,6-naphthyridin-3-yl)-2-fluorophenyl)-3-(naphthalen-1-yl)urea, 1-(4-chloro-2-fluoro-5-(1-methyl-7-(methylamino)-2-oxo-1,2-dihydro-1,6-naphthyridin-3-yl)phenyl)-3-phenylurea, 1-(4-chloro-2-fluoro-5-(1-methyl-7-(methylamino)-2-oxo-1,2-dihydro-1,6-naphthyridin-3-yl)phenyl)-3-(naphthalen-1-yl)urea, 1-(4-chloro-2-fluoro-5-(1-methyl-7-(methylamino)-2-oxo-1,2-dihydro-1,6-naphthyridin-3-yl)phenyl)-3-(3-cyanophenyl)urea, 1-(4-chloro-2-fluoro-5-(1-methyl-7-(methylamino)-2-oxo-1,2-dihydro-1,6-naphthyridin-3-yl)phenyl)-3-(2,3-difluorophenyl)urea, 1-(4-chloro-3-(1-methyl-7-(methylamino)-2-oxo-1,2-dihydro-1,6-naphthyridin-3-yl)phenyl)-3-(3-cyanophenyl)urea, 1-(3-cyanophenyl)-3-(5-(1-ethyl-7-(methylamino)-2-oxo-1,2-dihydro-1,6-naphthyridin-3-yl)-2-fluorophenyl)urea, 1-

(benzo[b]thiophen-3-yl)-3-(2-fluoro-4-methyl-5-(1-methyl-7-(methylamino)-2-oxo-1,2-dihydro-1,6-naphthyridin-3-yl)phenyl)urea, 1-(benzo[b]thiophen-3-yl)-3-(2,4-difluoro-5-(1-methyl-7-(methylamino)-2-oxo-1,2-dihydro-1,6-naphthyridin-3-yl)phenyl)urea, 1-(5-(1-ethyl-7-(methylamino)-2-oxo-1,2-dihydro-1,6-naphthyridin-3-yl)-2,4-difluorophenyl)-3-(3-fluorophenyl)urea, 1-(5-(1-ethyl-7-(methylamino)-2-oxo-1,2-dihydro-1,6-naphthyridin-3-yl)-2,4-difluorophenyl)-3-phenylurea, 1-(3-chlorophenyl)-3-(5-(1-ethyl-7-(methylamino)-2-oxo-1,2-dihydro-1,6-naphthyridin-3-yl)-2,4-difluorophenyl)urea, 1-(3-cyanophenyl)-3-(5-(1-ethyl-7-(methylamino)-2-oxo-1,2-dihydro-1,6-naphthyridin-3-yl)-2,4-difluorophenyl)urea, 1-(benzo[b]thiophen-3-yl)-3-(5-(1-ethyl-7-(methylamino)-2-oxo-1,2-dihydro-1,6-naphthyridin-3-yl)-2,4-difluorophenyl)urea, 1-(5-(7-amino-1-ethyl-2-oxo-1,2-dihydro-1,6-naphthyridin-3-yl)-4-chloro-2-fluorophenyl)-3-(3-fluorophenyl)urea, 1-(5-(7-amino-1-ethyl-2-oxo-1,2-dihydro-1,6-naphthyridin-3-yl)-4-chloro-2-fluorophenyl)-3-phenylurea, 1-(4-chloro-2-fluoro-5-(1-isopropyl-7-(methylamino)-2-oxo-1,2-dihydro-1,6-naphthyridin-3-yl)phenyl)-3-phenylurea, 1-(5-(1-ethyl-7-(methylamino)-2-oxo-1,2-dihydro-1,6-naphthyridin-3-yl)-2-fluoro-4-methylphenyl)-3-phenylurea, 1-[4-chloro-5-(1-ethyl-7-methylamino-2-oxo-1,2-dihydro-[1,6]naphthyridin-3-yl)-2-fluoro-phenyl]-3-(3-fluoro-phenyl)-urea, 1-[4-chloro-5-(1-ethyl-7-methylamino-2-oxo-1,2-dihydro-[1,6]naphthyridin-3-yl)-2-fluoro-phenyl]-3-(2-fluoro-phenyl)-urea, 1-(4-chloro-3-(1-ethyl-7-(methylamino)-2-oxo-1,2-dihydro-1,6-naphthyridin-3-yl)-2-fluorophenyl)-3-phenylurea, 1-(4-chloro-5-(1-ethyl-7-(2-methoxyethylamino)-2-oxo-1,2-dihydro-1,6-naphthyridin-3-yl)-2-fluorophenyl)-3-phenylurea, 1-(4-chloro-5-(1-ethyl-7-(2-methoxyethylamino)-2-oxo-1,2-dihydro-1,6-naphthyridin-3-yl)-2-fluorophenyl)-3-(3-fluorophenyl)urea, 1-(4-chloro-5-(7-(2-(dimethylamino)ethylamino)-1-ethyl-2-oxo-1,2-dihydro-1,6-naphthyridin-3-yl)-2-fluorophenyl)-3-phenylurea, 1-(4-chloro-5-(7-(3-(dimethylamino)propylamino)-1-ethyl-2-oxo-1,2-dihydro-1,6-naphthyridin-3-yl)-2-fluorophenyl)-3-phenylurea, 1-(4-bromo-5-(1-ethyl-7-(methylamino)-2-oxo-1,2-dihydro-1,6-naphthyridin-3-yl)-2-fluorophenyl)-3-phenylurea, 1-(benzo[b]thiophen-3-yl)-3-(4-chloro-5-(1-ethyl-7-(methylamino)-2-oxo-1,2-dihydro-1,6-naphthyridin-3-yl)-2-fluorophenyl)urea, 1-(4-chloro-3-(1-ethyl-7-(methylamino)-2-oxo-1,2-dihydro-1,6-naphthyridin-3-yl)phenyl)-3-phenylurea, 1-(4-chloro-5-(1-ethyl-7-(2-methoxyethylamino)-2-oxo-1,2-dihydro-1,6-naphthyridin-3-yl)-2-fluorophenyl)-3-(4-fluorophenyl)urea, 1-(4-chloro-5-(1-ethyl-7-(2-methoxyethylamino)-2-oxo-1,2-dihydro-1,6-naphthyridin-3-yl)-2-fluorophenyl)-3-(2-fluorophenyl)urea, 1-(5-(1-ethyl-7-(2-methoxyethylamino)-2-oxo-1,2-dihydro-1,6-naphthyridin-3-yl)-2,4-difluorophenyl)-3-phenylurea, 1-(5-(1-ethyl-7-(2-methoxyethylamino)-2-oxo-1,2-dihydro-1,6-naphthyridin-3-yl)-2-fluoro-4-methylphenyl)-3-phenylurea, 1-(5-(1-ethyl-7-(methylamino)-2-oxo-1,2-dihydro-1,6-naphthyridin-3-yl)-2-fluoro-4-methylphenyl)-3-(2-fluorophenyl)urea, 1-(4-chloro-5-(1-ethyl-7-(3-methoxypropylamino)-2-oxo-1,2-dihydro-1,6-naphthyridin-3-yl)-2-fluorophenyl)-3-phenylurea, 1-(2,4-difluoro-5-(1-isopropyl-7-(methylamino)-2-oxo-1,2-dihydro-1,6-naphthyridin-3-yl)phenyl)-3-(3-fluorophenyl)urea, 1-(2-fluoro-5-(1-isopropyl-7-(methylamino)-2-oxo-1,2-dihydro-1,6-naphthyridin-3-yl)-4-methylphenyl)-3-(3-fluorophenyl)urea, 1-(4-chloro-5-(1-ethyl-2-oxo-7-(tetrahydro-2H-pyran-4-ylamino)-1,2-dihydro-1,6-naphthyridin-3-yl)-2-fluorophenyl)-3-phenylurea, (S)-1-(4-chloro-5-(1-ethyl-7-(1-methoxypropan-2-ylamino)-2-oxo-1,2-dihydro-1,6-naphthyridin-3-yl)-2-fluorophenyl)-3-phenylurea, 1-(5-(1-ethyl-7-(methylamino)-2-oxo-1,2-dihydro-1,6-naphthyridin-3-yl)-2-fluoro-4-methylphenyl)-3-(3-fluorophenyl)urea, 1-(5-(7-(cyclopropylamino)-1-ethyl-2-oxo-1,2-dihydro-1,6-naphthyridin-3-yl)-2-fluoro-4-

methylphenyl)-3-(3-fluorophenyl)urea,
 1-(4-chloro-5-(1-ethyl-7-(1-methylpiperidin-4-ylamino)-2-oxo-1,2-dihydro-1,6-naphthyridin-3-yl)-2-fluorophenyl)-3-phenylurea, 1-(4-chloro-5-(1-ethyl-2-oxo-7-(THF-3-ylamino)-1,2-dihydro-1,6-naphthyridin-3-yl)-2-fluorophenyl)-3-phenylurea, 1-(4-chloro-5-(1-ethyl-7-(2-(methylsulfonyl)ethylamino)-2-oxo-1,2-dihydro-1,6-naphthyridin-3-yl)-2-fluorophenyl)-3-phenylurea, 1-(4-chloro-5-(1-ethyl-7-(1-methylpyrrolidin-3-ylamino)-2-oxo-1,2-dihydro-1,6-naphthyridin-3-yl)-2-fluorophenyl)-3-phenylurea, 1-(4-bromo-5-(1-ethyl-7-(methylamino)-2-oxo-1,2-dihydro-1,6-naphthyridin-3-yl)-2-fluorophenyl)-3-(3-fluorophenyl)urea, 1-(4-bromo-5-(1-ethyl-7-(2-methoxyethylamino)-2-oxo-1,2-dihydro-1,6-naphthyridin-3-yl)-2-fluorophenyl)-3-phenylurea, 1-(4-bromo-5-(1-ethyl-7-(2-(methylsulfonyl)ethylamino)-2-oxo-1,2-dihydro-1,6-naphthyridin-3-yl)-2-fluorophenyl)-3-phenylurea, 1-(5-(7-acetamido-1-ethyl-2-oxo-1,2-dihydro-1,6-naphthyridin-3-yl)-4-bromo-2-fluorophenyl)-3-phenylurea, 1-(5-(7-acetamido-1-ethyl-2-oxo-1,2-dihydro-1,6-naphthyridin-3-yl)-4-chloro-2-fluorophenyl)-3-phenylurea, 1-(4-chloro-5-(1-ethyl-7-(methylamino)-2-oxo-1,2-dihydro-1,6-naphthyridin-3-yl)-2-fluorophenyl)-3-(3,5-difluorophenyl)urea, 1-(4-bromo-2-fluoro-5-(1-methyl-7-(methylamino)-2-oxo-1,2-dihydro-1,6-naphthyridin-3-yl)phenyl)-3-phenylurea, 1-(5-(7-amino-1-ethyl-2-oxo-1,2-dihydro-1,6-naphthyridin-3-yl)-4-bromo-2-fluorophenyl)-3-phenylurea, 1-(5-(7-amino-1-ethyl-2-oxo-1,2-dihydro-1,6-naphthyridin-3-yl)-2-fluoro-4-methylphenyl)-3-(3-fluorophenyl)urea, 1-(benzo[b]thiophen-3-yl)-3-(5-(1-ethyl-7-(methylamino)-2-oxo-1,2-dihydro-1,6-naphthyridin-3-yl)-2-fluoro-4-methylphenyl)urea, 1-(3,5-difluorophenyl)-3-(5-(1-ethyl-7-(methylamino)-2-oxo-1,2-dihydro-1,6-naphthyridin-3-yl)-2-fluoro-4-methylphenyl)urea, 1-(2,5-difluorophenyl)-3-(5-(1-ethyl-7-(methylamino)-2-oxo-1,2-dihydro-1,6-naphthyridin-3-yl)-2-fluoro-4-methylphenyl)urea, 1-(2,5-difluorophenyl)-3-(5-(1-ethyl-7-(methylamino)-2-oxo-1,2-dihydro-1,6-naphthyridin-3-yl)-2,4-difluorophenyl)urea, 1-(3,5-difluorophenyl)-3-(5-(1-ethyl-7-(methylamino)-2-oxo-1,2-dihydro-1,6-naphthyridin-3-yl)-2,4-difluorophenyl)urea, N-(3-(2-bromo-4-fluoro-5-(3-phenylureido)phenyl)-1-ethyl-2-oxo-1,2-dihydro-1,6-naphthyridin-7-yl)-2-cyanoacetamide, N-(3-(2-chloro-4-fluoro-5-(3-phenylureido)phenyl)-1-ethyl-2-oxo-1,2-dihydro-1,6-naphthyridin-7-yl)-2-cyanoacetamide, 1-(5-(7-acetamido-1-ethyl-2-oxo-1,2-dihydro-1,6-naphthyridin-3-yl)-2,4-difluorophenyl)-3-phenylurea, N-(3-(2-chloro-5-(3-(3,5-difluorophenyl)ureido)-4-fluorophenyl)-1-ethyl-2-oxo-1,2-dihydro-1,6-naphthyridin-7-yl)acetamide, 1-(4-chloro-5-(1-ethyl-7-(methylamino)-2-oxo-1,2-dihydro-1,6-naphthyridin-3-yl)-2-fluorophenyl)-3-(2,5-difluorophenyl)urea, 1-(3-chloro-5-fluorophenyl)-3-(5-(1-ethyl-7-(methylamino)-2-oxo-1,2-dihydro-1,6-naphthyridin-3-yl)-2-fluoro-4-methylphenyl)urea, 3-(3-(2-chloro-4-fluoro-5-(3-phenylureido)phenyl)-1-ethyl-2-oxo-1,2-dihydro-1,6-naphthyridin-7-yl)-1,1-dimethylurea, 1-(4-chloro-5-(1-ethyl-7-(methylamino)-2-oxo-1,2-dihydro-1,6-naphthyridin-3-yl)-2-fluorophenyl)-3-(3-chloro-5-fluorophenyl)urea, 1-(4-chloro-5-(1-ethyl-7-(methylamino)-2-oxo-1,2-dihydro-1,6-naphthyridin-3-yl)-2-fluorophenyl)-3-(3-fluoro-5-methylphenyl)urea, methyl (3-(2-chloro-4-fluoro-5-(3-phenylureido)phenyl)-1-ethyl-2-oxo-1,2-dihydro-1,6-naphthyridin-7-yl)carbamate, N-(3-(2-chloro-4-fluoro-5-(3-phenylureido)phenyl)-1-ethyl-2-oxo-1,2-dihydro-1,6-naphthyridin-7-yl)-2-methoxyacetamide, 2-cyano-N-(3-(2,4-difluoro-5-(3-phenylureido)phenyl)-1-ethyl-2-oxo-1,2-dihydro-1,6-naphthyridin-7-yl)acetamide, 1-(4-cyano-5-(1-ethyl-7-(methylamino)-2-oxo-1,2-dihydro-1,6-naphthyridin-3-yl)-2-fluorophenyl)-3-phenylurea, 1-(4-chloro-2-fluoro-5-(1-isopropyl-7-(methylamino)-2-oxo-1,2-dihydro-1,6-naphthyridin-3-yl)phenyl)-3-(3-fluorophenyl)urea, N-(1-ethyl-3-(4-fluoro-5-(3-(3-

fluorophenyl)ureido)-2-methylphenyl)-2-oxo-1,2-dihydro-1,6-naphthyridin-7-yl)acetamide, 1-(4-chloro-5-(1-ethyl-7-(methylamino)-2-oxo-1,2-dihydro-1,6-naphthyridin-3-yl)-2-fluorophenyl)-3-(3-((4-methylpiperazin-1-yl)methyl)phenyl)urea, N-(1-ethyl-3-(4-fluoro-2-methyl-5-(3-phenylureido)phenyl)-2-oxo-1,2-dihydro-1,6-naphthyridin-7-yl)acetamide, N-(3-(2-chloro-4-fluoro-5-(3-phenylureido)phenyl)-1-ethyl-2-oxo-1,2-dihydro-1,6-naphthyridin-7-yl)-3-hydroxyazetidine-1-carboxamide, 1-(5-(1-ethyl-7-(methylamino)-2-oxo-1,2-dihydro-1,6-naphthyridin-3-yl)-2-fluoro-4-methylphenyl)-3-(3-((4-methylpiperazin-1-yl)methyl)phenyl)urea, 1-(4-bromo-5-(1-ethyl-7-(methylamino)-2-oxo-1,2-dihydro-1,6-naphthyridin-3-yl)-2-fluorophenyl)-3-(3-((4-methylpiperazin-1-yl)methyl)phenyl)urea, (R)-N-(3-(2-chloro-4-fluoro-5-(3-phenylureido)phenyl)-1-ethyl-2-oxo-1,2-dihydro-1,6-naphthyridin-7-yl)-3-(dimethylamino)pyrrolidine-1-carboxamide, (S)-N-(3-(2-chloro-4-fluoro-5-(3-phenylureido)phenyl)-1-ethyl-2-oxo-1,2-dihydro-1,6-naphthyridin-7-yl)pyrrolidine-2-carboxamide, N-(3-(2-chloro-4-fluoro-5-(3-phenylureido)phenyl)-1-isopropyl-2-oxo-1,2-dihydro-1,6-naphthyridin-7-yl)acetamide, 1-(4-chloro-5-(1-ethyl-7-(methylamino)-2-oxo-1,2-dihydro-1,6-naphthyridin-3-yl)-2-fluorophenyl)-3-(4-fluoro-3-((4-methylpiperazin-1-yl)methyl)phenyl)urea, 1-(4-chloro-5-(1-ethyl-7-(methylamino)-2-oxo-1,2-dihydro-1,6-naphthyridin-3-yl)-2-fluorophenyl)-3-(3-fluoro-5-((4-methylpiperazin-1-yl)methyl)phenyl)urea, 1-(5-(1-ethyl-7-(methylamino)-2-oxo-1,2-dihydro-1,6-naphthyridin-3-yl)-2-fluoro-4-methylphenyl)-3-(4-fluoro-3-((4-methylpiperazin-1-yl)methyl)phenyl)urea, 1-(5-(1-ethyl-7-(methylamino)-2-oxo-1,2-dihydro-1,6-naphthyridin-3-yl)-2,4-difluorophenyl)-3-(4-fluoro-3-((4-methylpiperazin-1-yl)methyl)phenyl)urea, 1-(4-chloro-5-(1-ethyl-7-(methylamino)-2-oxo-1,2-dihydro-1,6-naphthyridin-3-yl)-2-fluorophenyl)-3-(3-cyanophenyl)urea, 1-(4-chloro-5-(1-ethyl-7-((3-morpholinopropyl)amino)-2-oxo-1,2-dihydro-1,6-naphthyridin-3-yl)-2-fluorophenyl)-3-phenylurea, 1-(5-(7-amino-1-ethyl-2-oxo-1,2-dihydro-1,6-naphthyridin-3-yl)-2-fluoro-4-methylphenyl)-3-(4-fluoro-3-((4-methylpiperazin-1-yl)methyl)phenyl)urea, 1-(4-chloro-5-(1-ethyl-7-(methylamino)-2-oxo-1,2-dihydro-1,6-naphthyridin-3-yl)-2-fluorophenyl)-3-3-((dimethylamino)methyl)-4-fluorophenyl)urea, 1-(4-chloro-5-(1-ethyl-7-(methylamino)-2-oxo-1,2-dihydro-1,6-naphthyridin-3-yl)-2-fluorophenyl)-3-(4-fluoro-3-(morpholinomethyl)phenyl)urea, (S)-N-(3-(2-chloro-4-fluoro-5-(3-phenylureido)phenyl)-1-ethyl-2-oxo-1,2-dihydro-1,6-naphthyridin-7-yl)-3-(dimethylamino)pyrrolidine-1-carboxamide, 1-(4-chloro-5-(1-ethyl-7-(methylamino)-2-oxo-1,2-dihydro-1,6-naphthyridin-3-yl)-2-fluorophenyl)-3-(4-fluoro-3-(pyrrolidin-1-ylmethyl)phenyl)urea, 3-(3-(2-chloro-4-fluoro-5-(3-(3-fluorophenyl)ureido)phenyl)-1-isopropyl-2-oxo-1,2-dihydro-1,6-naphthyridin-7-yl)-1,1-dimethylurea, N-(3-(2-chloro-4-fluoro-5-(3-(3-fluorophenyl)ureido)phenyl)-1-isopropyl-2-oxo-1,2-dihydro-1,6-naphthyridin-7-yl)acetamide, N-(1-ethyl-3-(4-fluoro-5-(3-(4-fluoro-3-((4-methylpiperazin-1-yl)methyl)phenyl)ureido)-2-methylphenyl)-2-oxo-1,2-dihydro-1,6-naphthyridin-7-yl)formamide, 3-(1-ethyl-3-(4-fluoro-2-methyl-5-(3-phenylureido)phenyl)-2-oxo-1,2-dihydro-1,6-naphthyridin-7-yl)-1,1-dimethylurea, N-(3-(2-chloro-4-fluoro-5-(3-phenylureido)phenyl)-1-ethyl-2-oxo-1,2-dihydro-1,6-naphthyridin-7-yl)-3-(dimethylamino)azetidine-1-carboxamide, 3-(3-(2-chloro-4-fluoro-5-(3-phenylureido)phenyl)-1-isopropyl-2-oxo-1,2-dihydro-1,6-naphthyridin-7-yl)-1,1-dimethylurea, 3-(3-(5-(3-(benzo[b]thiophen-3-yl)ureido)-4-fluoro-2-methylphenyl)-1-ethyl-2-oxo-1,2-dihydro-1,6-naphthyridin-7-yl)-1,1-dimethylurea, 3-(3-(2-bromo-4-fluoro-5-(3-phenylureido)phenyl)-1-ethyl-2-oxo-1,2-dihydro-1,6-naphthyridin-7-yl)-1,1-dimethylurea,

3-(1-ethyl-3-(4-fluoro-5-(3-(3-fluorophenyl)ureido)-2-methylphenyl)-2-oxo-1,2-dihydro-1,6-naphthyridin-7-yl)-1,1-dimethylurea, N-(3-(2-chloro-4-fluoro-5-(3-(4-fluoro-3-(morpholinomethyl)phenyl)ureido)phenyl)-1-ethyl-2-oxo-1,2-dihydro-1,6-naphthyridin-7-yl)formamide, 3-(3-(5-(3-(3,5-difluorophenyl)ureido)-4-fluoro-2-methylphenyl)-1-ethyl-2-oxo-1,2-dihydro-1,6-naphthyridin-7-yl)-1,1-dimethylurea, N-(3-(4-fluoro-2-methyl-5-(3-phenylureido)phenyl)-1-isopropyl-2-oxo-1,2-dihydro-1,6-naphthyridin-7-yl)azetidine-1-carboxamide, N-(1-ethyl-3-(4-fluoro-2-methyl-5-(3-phenylureido)phenyl)-2-oxo-1,2-dihydro-1,6-naphthyridin-7-yl)azetidine-1-carboxamide, 1-(5-(1-ethyl-7-((6-methylpyridin-3-yl)amino)-2-oxo-1,2-dihydro-1,6-naphthyridin-3-yl)-2-fluoro-4-methylphenyl)-3-phenylurea, 3-(3-(2,4-difluoro-5-(3-phenylureido)phenyl)-1-ethyl-2-oxo-1,2-dihydro-1,6-naphthyridin-7-yl)-1,1-dimethylurea, 3-(dimethylamino)-N-(1-ethyl-3-(4-fluoro-2-methyl-5-(3-phenylureido)phenyl)-2-oxo-1,2-dihydro-1,6-naphthyridin-7-yl)azetidine-1-carboxamide, 1-(5-(1-ethyl-7-(methylamino)-2-oxo-1,2-dihydro-1,6-naphthyridin-3-yl)-2-fluoro-4-iodophenyl)-3-phenylurea, and 1-(5-(1-ethyl-7-((1-methyl-1H-pyrazol-4-yl)amino)-2-oxo-1,2-dihydro-1,6-naphthyridin-3-yl)-2-fluoro-4-methylphenyl)-3-phenylurea; or a pharmaceutically acceptable salt thereof.

[0010] In some embodiments, the present invention comprises a compound selected from the group consisting of 1-(4-chloro-3-(1-methyl-7-(methylamino)-2-oxo-1,2-dihydro-1,6-naphthyridin-3-yl)phenyl)-3-(3-cyanophenyl)urea, 1-(3-cyanophenyl)-3-(5-(1-ethyl-7-(methylamino)-2-oxo-1,2-dihydro-1,6-naphthyridin-3-yl)-2-fluorophenyl)urea, 1-(benzo[b]thiophen-3-yl)-3-(2-fluoro-4-methyl-5-(1-methyl-7-(methylamino)-2-oxo-1,2-dihydro-1,6-naphthyridin-3-yl)phenyl)urea, 1-(benzo[b]thiophen-3-yl)-3-(2,4-difluoro-5-(1-methyl-7-(methylamino)-2-oxo-1,2-dihydro-1,6-naphthyridin-3-yl)phenyl)urea, 1-(5-(1-ethyl-7-(methylamino)-2-oxo-1,2-dihydro-1,6-naphthyridin-3-yl)-2,4-difluorophenyl)-3-(3-fluorophenyl)urea, 1-(5-(1-ethyl-7-(methylamino)-2-oxo-1,2-dihydro-1,6-naphthyridin-3-yl)-2,4-difluorophenyl)-3-phenylurea, 1-(3-chlorophenyl)-3-(5-(1-ethyl-7-(methylamino)-2-oxo-1,2-dihydro-1,6-naphthyridin-3-yl)-2,4-difluorophenyl)urea, 1-(3-cyanophenyl)-3-(5-(1-ethyl-7-(methylamino)-2-oxo-1,2-dihydro-1,6-naphthyridin-3-yl)-2,4-difluorophenyl)urea, 1-(benzo[b]thiophen-3-yl)-3-(5-(1-ethyl-7-(methylamino)-2-oxo-1,2-dihydro-1,6-naphthyridin-3-yl)-2,4-difluorophenyl)urea, 1-(5-(7-amino-1-ethyl-2-oxo-1,2-dihydro-1,6-naphthyridin-3-yl)-4-chloro-2-fluorophenyl)-3-(3-fluorophenyl)urea, 1-(5-(7-amino-1-ethyl-2-oxo-1,2-dihydro-1,6-naphthyridin-3-yl)-4-chloro-2-fluorophenyl)-3-phenylurea, 1-(4-chloro-2-fluoro-5-(1-isopropyl-7-(methylamino)-2-oxo-1,2-dihydro-1,6-naphthyridin-3-yl)phenyl)-3-phenylurea, 1-(5-(1-ethyl-7-(methylamino)-2-oxo-1,2-dihydro-1,6-naphthyridin-3-yl)-2-fluoro-4-methylphenyl)-3-phenylurea, 1-[4-chloro-5-(1-ethyl-7-methylamino-2-oxo-1,2-dihydro-[1,6]naphthyridin-3-yl)-2-fluoro-phenyl]-3-(3-fluoro-phenyl)-urea, 1-[4-chloro-5-(1-ethyl-7-methylamino-2-oxo-1,2-dihydro-[1,6]naphthyridin-3-yl)-2-fluoro-phenyl]-3-(2-fluoro-phenyl)-urea, 1-(4-chloro-3-(1-ethyl-7-(methylamino)-2-oxo-1,2-dihydro-1,6-naphthyridin-3-yl)-2-fluorophenyl)-3-phenylurea, 1-(4-chloro-5-(1-ethyl-7-(2-methoxyethylamino)-2-oxo-1,2-dihydro-1,6-naphthyridin-3-yl)-2-fluorophenyl)-3-phenylurea, 1-(4-chloro-5-(1-ethyl-7-(2-methoxyethylamino)-2-oxo-1,2-dihydro-1,6-naphthyridin-3-yl)-2-fluorophenyl)-3-(3-fluorophenyl)urea, 1-(4-chloro-5-(7-(2-(dimethylamino)ethylamino)-1-ethyl-2-oxo-1,2-dihydro-1,6-naphthyridin-3-yl)-2-fluorophenyl)-3-phenylurea, 1-(4-chloro-5-(7-(3-(dimethylamino)propylamino)-1-ethyl-2-oxo-1,2-dihydro-1,6-naphthyridin-3-yl)-2-fluorophenyl)-3-phenylurea, 1-(4-bromo-5-(1-ethyl-7-

(methylamino)-2-oxo-1,2-dihydro-1,6-naphthyridin-3-yl)-2-fluorophenyl)-3-phenylurea, 1-(benzo[b]thiophen-3-yl)-3-(4-chloro-5-(1-ethyl-7-(methylamino)-2-oxo-1,2-dihydro-1,6-naphthyridin-3-yl)-2-fluorophenyl)urea, 1-(4-chloro-3-(1-ethyl-7-(methylamino)-2-oxo-1,2-dihydro-1,6-naphthyridin-3-yl)phenyl)-3-phenylurea, 1-(4-chloro-5-(1-ethyl-7-(2-methoxyethylamino)-2-oxo-1,2-dihydro-1,6-naphthyridin-3-yl)-2-fluorophenyl)-3-(4-fluorophenyl)urea, 1-(4-chloro-5-(1-ethyl-7-(2-methoxyethylamino)-2-oxo-1,2-dihydro-1,6-naphthyridin-3-yl)-2-fluorophenyl)-3-(2-fluorophenyl)urea, 1-(5-(1-ethyl-7-(2-methoxyethylamino)-2-oxo-1,2-dihydro-1,6-naphthyridin-3-yl)-2,4-difluorophenyl)-3-phenylurea, 1-(5-(1-ethyl-7-(2-methoxyethylamino)-2-oxo-1,2-dihydro-1,6-naphthyridin-3-yl)-2-fluoro-4-methylphenyl)-3-phenylurea, 1-(5-(1-ethyl-7-(methylamino)-2-oxo-1,2-dihydro-1,6-naphthyridin-3-yl)-2-fluoro-4-methylphenyl)-3-(2-fluorophenyl)urea, 1-(4-chloro-5-(1-ethyl-7-(3-methoxypropylamino)-2-oxo-1,2-dihydro-1,6-naphthyridin-3-yl)-2-fluorophenyl)-3-phenylurea, 1-(2,4-difluoro-5-(1-isopropyl-7-(methylamino)-2-oxo-1,2-dihydro-1,6-naphthyridin-3-yl)phenyl)-3-(3-fluorophenyl)urea, 1-(2-fluoro-5-(1-isopropyl-7-(methylamino)-2-oxo-1,2-dihydro-1,6-naphthyridin-3-yl)-4-methylphenyl)-3-(3-fluorophenyl)urea, 1-(4-chloro-5-(1-ethyl-2-oxo-7-(tetrahydro-2H-pyran-4-ylamino)-1,2-dihydro-1,6-naphthyridin-3-yl)-2-fluorophenyl)-3-phenylurea, (S)-1-(4-chloro-5-(1-ethyl-7-(1-methoxypropan-2-ylamino)-2-oxo-1,2-dihydro-1,6-naphthyridin-3-yl)-2-fluorophenyl)-3-phenylurea, 1-(5-(1-ethyl-7-(methylamino)-2-oxo-1,2-dihydro-1,6-naphthyridin-3-yl)-2-fluoro-4-methylphenyl)-3-(3-fluorophenyl)urea, 1-(5-(7-(cyclopropylamino)-1-ethyl-2-oxo-1,2-dihydro-1,6-naphthyridin-3-yl)-2-fluoro-4-methylphenyl)-3-(3-fluorophenyl)urea, 1-(4-chloro-5-(1-ethyl-7-(1-methylpiperidin-4-ylamino)-2-oxo-1,2-dihydro-1,6-naphthyridin-3-yl)-2-fluorophenyl)-3-phenylurea, 1-(4-chloro-5-(1-ethyl-2-oxo-7-(THF-3-ylamino)-1,2-dihydro-1,6-naphthyridin-3-yl)-2-fluorophenyl)-3-phenylurea, 1-(4-chloro-5-(1-ethyl-7-(2-(methylsulfonyl)ethylamino)-2-oxo-1,2-dihydro-1,6-naphthyridin-3-yl)-2-fluorophenyl)-3-phenylurea, 1-(4-chloro-5-(1-ethyl-7-(1-methylpyrrolidin-3-ylamino)-2-oxo-1,2-dihydro-1,6-naphthyridin-3-yl)-2-fluorophenyl)-3-phenylurea, 1-(4-bromo-5-(1-ethyl-7-(methylamino)-2-oxo-1,2-dihydro-1,6-naphthyridin-3-yl)-2-fluorophenyl)-3-(3-fluorophenyl)urea, 1-(4-bromo-5-(1-ethyl-7-(2-methoxyethylamino)-2-oxo-1,2-dihydro-1,6-naphthyridin-3-yl)-2-fluorophenyl)-3-phenylurea, 1-(4-bromo-5-(1-ethyl-7-(2-(methylsulfonyl)ethylamino)-2-oxo-1,2-dihydro-1,6-naphthyridin-3-yl)-2-fluorophenyl)-3-phenylurea, 1-(5-(7-acetamido-1-ethyl-2-oxo-1,2-dihydro-1,6-naphthyridin-3-yl)-4-bromo-2-fluorophenyl)-3-phenylurea, 1-(5-(7-acetamido-1-ethyl-2-oxo-1,2-dihydro-1,6-naphthyridin-3-yl)-4-chloro-2-fluorophenyl)-3-phenylurea, 1-(4-chloro-5-(1-ethyl-7-(methylamino)-2-oxo-1,2-dihydro-1,6-naphthyridin-3-yl)-2-fluorophenyl)-3-(3,5-difluorophenyl)urea, 1-(4-bromo-2-fluoro-5-(1-methyl-7-(methylamino)-2-oxo-1,2-dihydro-1,6-naphthyridin-3-yl)phenyl)-3-phenylurea, 1-(5-(7-amino-1-ethyl-2-oxo-1,2-dihydro-1,6-naphthyridin-3-yl)-4-bromo-2-fluorophenyl)-3-phenylurea, 1-(5-(7-amino-1-ethyl-2-oxo-1,2-dihydro-1,6-naphthyridin-3-yl)-2-fluoro-4-methylphenyl)-3-(3-fluorophenyl)urea, 1-(benzo[b]thiophen-3-yl)-3-(5-(1-ethyl-7-(methylamino)-2-oxo-1,2-dihydro-1,6-naphthyridin-3-yl)-2-fluoro-4-methylphenyl)urea, 1-(3,5-difluorophenyl)-3-(5-(1-ethyl-7-(methylamino)-2-oxo-1,2-dihydro-1,6-naphthyridin-3-yl)-2-fluoro-4-methylphenyl)urea, 1-(2,5-difluorophenyl)-3-(5-(1-ethyl-7-(methylamino)-2-oxo-1,2-dihydro-1,6-naphthyridin-3-yl)-2-fluoro-4-methylphenyl)urea, 1-(2,5-difluorophenyl)-3-(5-(1-ethyl-7-(methylamino)-2-oxo-1,2-dihydro-1,6-naphthyridin-3-yl)-2,4-difluorophenyl)urea, 1-(3,5-difluorophenyl)-3-(5-(1-ethyl-7-

(methylamino)-2-oxo-1,2-dihydro-1,6-naphthyridin-3-yl)-2,4-difluorophenyl)urea, N-(3-(2-bromo-4-fluoro-5-(3-phenylureido)phenyl)-1-ethyl-2-oxo-1,2-dihydro-1,6-naphthyridin-7-yl)-2-cyanoacetamide, N-(3-(2-chloro-4-fluoro-5-(3-phenylureido)phenyl)-1-ethyl-2-oxo-1,2-dihydro-1,6-naphthyridin-7-yl)-2-cyanoacetamide, 1-(5-(7-acetamido-1-ethyl-2-oxo-1,2-dihydro-1,6-naphthyridin-3-yl)-2,4-difluorophenyl)-3-phenylurea, N-(3-(2-chloro-5-(3-(3,5-difluorophenyl)ureido)-4-fluorophenyl)-1-ethyl-2-oxo-1,2-dihydro-1,6-naphthyridin-7-yl)acetamide, 1-(4-chloro-5-(1-ethyl-7-(methylamino)-2-oxo-1,2-dihydro-1,6-naphthyridin-3-yl)-2-fluorophenyl)-3-(2,5-difluorophenyl)urea, 1-(3-chloro-5-fluorophenyl)-3-(5-(1-ethyl-7-(methylamino)-2-oxo-1,2-dihydro-1,6-naphthyridin-3-yl)-2-fluoro-4-methylphenyl)urea, 3-(3-(2-chloro-4-fluoro-5-(3-phenylureido)phenyl)-1-ethyl-2-oxo-1,2-dihydro-1,6-naphthyridin-7-yl)-1,1-dimethylurea, 1-(4-chloro-5-(1-ethyl-7-(methylamino)-2-oxo-1,2-dihydro-1,6-naphthyridin-3-yl)-2-fluorophenyl)-3-(3-chloro-5-fluorophenyl)urea, 1-(4-chloro-5-(1-ethyl-7-(methylamino)-2-oxo-1,2-dihydro-1,6-naphthyridin-3-yl)-2-fluorophenyl)-3-(3-fluoro-5-methylphenyl)urea, methyl (3-(2-chloro-4-fluoro-5-(3-phenylureido)phenyl)-1-ethyl-2-oxo-1,2-dihydro-1,6-naphthyridin-7-yl)carbamate, N-(3-(2-chloro-4-fluoro-5-(3-phenylureido)phenyl)-1-ethyl-2-oxo-1,2-dihydro-1,6-naphthyridin-7-yl)-2-methoxyacetamide, 2-cyano-N-(3-(2,4-difluoro-5-(3-phenylureido)phenyl)-1-ethyl-2-oxo-1,2-dihydro-1,6-naphthyridin-7-yl)acetamide, 1-(4-cyano-5-(1-ethyl-7-(methylamino)-2-oxo-1,2-dihydro-1,6-naphthyridin-3-yl)-2-fluorophenyl)-3-phenylurea, 1-(4-chloro-2-fluoro-5-(1-isopropyl-7-(methylamino)-2-oxo-1,2-dihydro-1,6-naphthyridin-3-yl)phenyl)-3-(3-fluorophenyl)urea, N-(1-ethyl-3-(4-fluoro-5-(3-(3-fluorophenyl)ureido)-2-methylphenyl)-2-oxo-1,2-dihydro-1,6-naphthyridin-7-yl)acetamide, 1-(4-chloro-5-(1-ethyl-7-(methylamino)-2-oxo-1,2-dihydro-1,6-naphthyridin-3-yl)-2-fluorophenyl)-3-(3-((4-methylpiperazin-1-yl)methyl)phenyl)urea, N-(1-ethyl-3-(4-fluoro-2-methyl-5-(3-phenylureido)phenyl)-2-oxo-1,2-dihydro-1,6-naphthyridin-7-yl)acetamide, N-(3-(2-chloro-4-fluoro-5-(3-phenylureido)phenyl)-1-ethyl-2-oxo-1,2-dihydro-1,6-naphthyridin-7-yl)-3-hydroxyazetidine-1-carboxamide, 1-(5-(1-ethyl-7-(methylamino)-2-oxo-1,2-dihydro-1,6-naphthyridin-3-yl)-2-fluoro-4-methylphenyl)-3-(3-((4-methylpiperazin-1-yl)methyl)phenyl)urea, 1-(4-bromo-5-(1-ethyl-7-(methylamino)-2-oxo-1,2-dihydro-1,6-naphthyridin-3-yl)-2-fluorophenyl)-3-(3-((4-methylpiperazin-1-yl)methyl)phenyl)urea, (R)-N-(3-(2-chloro-4-fluoro-5-(3-phenylureido)phenyl)-1-ethyl-2-oxo-1,2-dihydro-1,6-naphthyridin-7-yl)-3-(dimethylamino)pyrrolidine-1-carboxamide, (S)-N-(3-(2-chloro-4-fluoro-5-(3-phenylureido)phenyl)-1-ethyl-2-oxo-1,2-dihydro-1,6-naphthyridin-7-yl)pyrrolidine-2-carboxamide, N-(3-(2-chloro-4-fluoro-5-(3-phenylureido)phenyl)-1-isopropyl-2-oxo-1,2-dihydro-1,6-naphthyridin-7-yl)acetamide, 1-(4-chloro-5-(1-ethyl-7-(methylamino)-2-oxo-1,2-dihydro-1,6-naphthyridin-3-yl)-2-fluorophenyl)-3-(4-fluoro-3-((4-methylpiperazin-1-yl)methyl)phenyl)urea, 1-(4-chloro-5-(1-ethyl-7-(methylamino)-2-oxo-1,2-dihydro-1,6-naphthyridin-3-yl)-2-fluorophenyl)-3-(3-fluoro-5-((4-methylpiperazin-1-yl)methyl)phenyl)urea, 1-(5-(1-ethyl-7-(methylamino)-2-oxo-1,2-dihydro-1,6-naphthyridin-3-yl)-2-fluoro-4-methylphenyl)-3-(4-fluoro-3-((4-methylpiperazin-1-yl)methyl)phenyl)urea, 1-(5-(1-ethyl-7-(methylamino)-2-oxo-1,2-dihydro-1,6-naphthyridin-3-yl)-2,4-difluorophenyl)-3-(4-fluoro-3-((4-methylpiperazin-1-yl)methyl)phenyl)urea, 1-(4-chloro-5-(1-ethyl-7-(methylamino)-2-oxo-1,2-dihydro-1,6-naphthyridin-3-yl)-2-fluorophenyl)-3-(3-cyanophenyl)urea, 1-(4-chloro-5-(1-ethyl-7-((3-morpholinopropyl)amino)-2-oxo-1,2-dihydro-1,6-naphthyridin-3-yl)-2-fluorophenyl)-3-phenylurea, 1-(5-(7-amino-1-ethyl-2-oxo-1,2-dihydro-1,6-naphthyridin-3-yl)-2-fluoro-4-

methylphenyl)-3-(4-fluoro-3-((4-methylpiperazin-1-yl)methyl)phenyl)urea, 1-(4-chloro-5-(1-ethyl-7-(methylamino)-2-oxo-1,2-dihydro-1,6-naphthyridin-3-yl)-2-fluorophenyl)-3-(3-((dimethylamino)methyl)-4-fluorophenyl)urea, 1-(4-chloro-5-(1-ethyl-7-(methylamino)-2-oxo-1,2-dihydro-1,6-naphthyridin-3-yl)-2-fluorophenyl)-3-(4-fluoro-3-(morpholinomethyl)phenyl)urea, (S)-N-(3-(2-chloro-4-fluoro-5-(3-phenylureido)phenyl)-1-ethyl-2-oxo-1,2-dihydro-1,6-naphthyridin-7-yl)-3-(dimethylamino)pyrrolidine-1-carboxamide, 1-(4-chloro-5-(1-ethyl-7-(methylamino)-2-oxo-1,2-dihydro-1,6-naphthyridin-3-yl)-2-fluorophenyl)-3-(4-fluoro-3-(pyrrolidin-1-ylmethyl)phenyl)urea, 3-(3-(2-chloro-4-fluoro-5-(3-(3-fluorophenyl)ureido)phenyl)-1-isopropyl-2-oxo-1,2-dihydro-1,6-naphthyridin-7-yl)-1,1-dimethylurea, N-(3-(2-chloro-4-fluoro-5-(3-(3-fluorophenyl)ureido)phenyl)-1-isopropyl-2-oxo-1,2-dihydro-1,6-naphthyridin-7-yl)acetamide, N-(1-ethyl-3-(4-fluoro-5-(3-(4-fluoro-3-((4-methylpiperazin-1-yl)methyl)phenyl)ureido)-2-methylphenyl)-2-oxo-1,2-dihydro-1,6-naphthyridin-7-yl)formamide, 3-(1-ethyl-3-(4-fluoro-2-methyl-5-(3-phenylureido)phenyl)-2-oxo-1,2-dihydro-1,6-naphthyridin-7-yl)-1,1-dimethylurea, N-(3-(2-chloro-4-fluoro-5-(3-phenylureido)phenyl)-1-ethyl-2-oxo-1,2-dihydro-1,6-naphthyridin-7-yl)-3-(dimethylamino)azetidine-1-carboxamide, 3-(3-(2-chloro-4-fluoro-5-(3-phenylureido)phenyl)-1-isopropyl-2-oxo-1,2-dihydro-1,6-naphthyridin-7-yl)-1,1-dimethylurea, 3-(3-(5-(3-(benzo[b]thiophen-3-yl)ureido)-4-fluoro-2-methylphenyl)-1-ethyl-2-oxo-1,2-dihydro-1,6-naphthyridin-7-yl)-1,1-dimethylurea, 3-(3-(2-bromo-4-fluoro-5-(3-phenylureido)phenyl)-1-ethyl-2-oxo-1,2-dihydro-1,6-naphthyridin-7-yl)-1,1-dimethylurea, 3-(1-ethyl-3-(4-fluoro-5-(3-(3-fluorophenyl)ureido)-2-methylphenyl)-2-oxo-1,2-dihydro-1,6-naphthyridin-7-yl)-1,1-dimethylurea, N-(3-(2-chloro-4-fluoro-5-(3-(4-fluoro-3-(morpholinomethyl)phenyl)ureido)phenyl)-1-ethyl-2-oxo-1,2-dihydro-1,6-naphthyridin-7-yl)formamide, 3-(3-(5-(3-(3,5-difluorophenyl)ureido)-4-fluoro-2-methylphenyl)-1-ethyl-2-oxo-1,2-dihydro-1,6-naphthyridin-7-yl)-1,1-dimethylurea, N-(3-(4-fluoro-2-methyl-5-(3-phenylureido)phenyl)-1-isopropyl-2-oxo-1,2-dihydro-1,6-naphthyridin-7-yl)azetidine-1-carboxamide, N-(1-ethyl-3-(4-fluoro-2-methyl-5-(3-phenylureido)phenyl)-2-oxo-1,2-dihydro-1,6-naphthyridin-7-yl)azetidine-1-carboxamide, 1-(5-(1-ethyl-7-((6-methylpyridin-3-yl)amino)-2-oxo-1,2-dihydro-1,6-naphthyridin-3-yl)-2-fluoro-4-methylphenyl)-3-phenylurea, 3-(3-(2,4-difluoro-5-(3-phenylureido)phenyl)-1-ethyl-2-oxo-1,2-dihydro-1,6-naphthyridin-7-yl)-1,1-dimethylurea, 3-(dimethylamino)-N-(1-ethyl-3-(4-fluoro-2-methyl-5-(3-phenylureido)phenyl)-2-oxo-1,2-dihydro-1,6-naphthyridin-7-yl)azetidine-1-carboxamide, 1-(5-(1-ethyl-7-(methylamino)-2-oxo-1,2-dihydro-1,6-naphthyridin-3-yl)-2-fluoro-4-iodophenyl)-3-phenylurea, and 1-(5-(1-ethyl-7-((1-methyl-1H-pyrazol-4-yl)amino)-2-oxo-1,2-dihydro-1,6-naphthyridin-3-yl)-2-fluoro-4-methylphenyl)-3-phenylurea; or a pharmaceutically acceptable salt thereof.

[0011] For convenience, certain terms employed in the specification, examples and claims are collected here. Unless defined otherwise, all technical and scientific terms used in this disclosure have the same meanings as commonly understood by one of ordinary skill in the art to which this disclosure belongs. The initial definition provided for a group or term provided in this disclosure applies to that group or term throughout the present disclosure individually or as part of another group, unless otherwise indicated.

[0012] The compounds of this disclosure include any and all possible stereoisomers,

enantiomers, diastereomers, tautomers, pharmaceutically acceptable salts, and solvates thereof, as well as crystalline polymorphic forms of the disclosed compounds and any and all possible isomers, stereoisomers, enantiomers, diastereomers, tautomers, pharmaceutically acceptable salts, and solvates thereof. Thus, the terms "compound," "compounds," "test compound," or "test compounds" as used in this disclosure refer to the compounds of this disclosure and any and all possible isomers, stereoisomers, enantiomers, diastereomers, tautomers, pharmaceutically acceptable salts, solvates, and crystalline polymorphs thereof.

Definitions

[0013] The term "alkyl" as used herein refers to straight chain alkyl, wherein alkyl chain length is indicated by a range of numbers. In exemplary embodiments, "alkyl" refers to an alkyl chain as defined above containing 1, 2, 3, 4, 5, or 6 carbons (*i.e.*, C1-C6 alkyl). Examples of an alkyl include, but are not limited to, methyl, ethyl, propyl, butyl, pentyl, and hexyl.

[0014] The term "branched alkyl" as used herein refers to an alkyl chain wherein a branching point in the chain exists, and the total number of carbons in the chain is indicated by a range of numbers. In exemplary embodiments, "branched alkyl" refers to an alkyl chain as defined above containing 3, 4, 5, 6, or 7 carbons (*i.e.*, C3-C7 branched alkyl). Examples of branched alkyl include, but are not limited to, *iso*-propyl, *iso*-butyl, *secondary*-butyl, *tertiary*-butyl, 2-pentyl, 3-pentyl, 2-hexyl, and 3-hexyl.

[0015] The term "alkoxy" as used herein refers to -O-(alkyl), wherein "alkyl" is as defined above.

[0016] The term "branched alkoxy" as used herein refers to -O-(branched alkyl), wherein "branched alkyl" is as defined above.

[0017] The term "alkylene" as used herein refers to an alkyl moiety interposed between two other atoms. In exemplary embodiments, "alkylene" refers to an alkyl moiety as defined above containing 1, 2, or 3 carbons. Examples of an alkylene group include, but are not limited to -CH₂-, -CH₂CH₂-, and -CH₂CH₂CH₂-. In exemplary embodiments, alkylene groups are branched.

[0018] The term "alkynyl" as used herein refers to a carbon chain containing one carbon-carbon triple bond. In exemplary embodiments, "alkynyl" refers to a carbon chain as described above containing 2 or 3 carbons (*i.e.*, C2-C3 alkynyl). Examples of an alkynyl group include, but are not limited to, ethyne and propyne.

[0019] The term "aryl" as used herein refers to a cyclic hydrocarbon, where the ring is characterized by delocalized π electrons (aromaticity) shared among the ring members, and wherein the number of ring atoms is indicated by a range of numbers. In exemplary embodiments, "aryl" refers to a cyclic hydrocarbon as described above containing 6, 7, 8, 9, or

10 ring atoms (*i.e.*, C6-C10 aryl). Examples of an aryl group include, but are not limited to, benzene, naphthalene, tetralin, indene, and indane.

[0020] The term "cycloalkyl" as used herein refers to a monocyclic saturated carbon ring, wherein the number of ring atoms is indicated by a range of numbers. In exemplary embodiments, "cycloalkyl" refers to a carbon ring as defined above containing 3, 4, 5, 6, 7, or 8 ring atoms (*i.e.*, C3-C8 cycloalkyl). Examples of a cycloalkyl group include, but are not limited to, cyclopropyl, cyclobutyl, cyclopentyl, cyclohexyl, cycloheptyl, and cyclooctyl.

[0021] The term "halogen" or "halo" as used herein refers to fluorine, chlorine, bromine, and iodine.

[0022] The term "heterocycle" or "heterocyclyl" as used herein refers to a cyclic hydrocarbon, wherein at least one of the ring atoms is an O, N, or S, wherein the number of ring atoms is indicated by a range of numbers. Heterocyclyl moieties as defined herein have C or N bonding hands. For example, in some embodiments, a ring N atom from the heterocyclyl is the bonding atom of the heterocyclic moiety. In exemplary embodiments, "heterocyclyl" refers to a cyclic hydrocarbon as described above containing 4, 5, or 6 ring atoms (*i.e.*, C4-C6 heterocyclyl). Examples of a heterocycle group include, but are not limited to, aziridine, oxirane, thiirane, azetidine, oxetane, thietane, pyrrolidine, tetrahydrofuran, pyran, thiopyran, thiomorpholine, thiomorpholine S-oxide, thiomorpholine S-dioxide, oxazoline, tetrahydrothiophene, piperidine, tetrahydropyran, thiane, imidazolidine, oxazolidine, thiazolidine, dioxolane, dithiolane, piperazine, oxazine, dithiane, and dioxane.

[0023] The term "heteroaryl" as used herein refers to a cyclic hydrocarbon, where at least one of the ring atoms is an O, N, or S, the ring is characterized by delocalized π electrons (aromaticity) shared among the ring members, and wherein the number of ring atoms is indicated by a range of numbers. Heteroaryl moieties as defined herein have C or N bonding hands. For example, in some embodiments, a ring N atom from the heteroaryl is the bonding atom of the heteroaryl moiety. In exemplary embodiments, "heteroaryl" refers to a cyclic hydrocarbon as described above containing 5 or 6 ring atoms (*i.e.*, C5-C6 heteroaryl). Examples of a heteroaryl group include, but are not limited to, pyrrole, furan, thiene, oxazole, thiazole, isoxazole, isothiazole, imidazole, pyrazole, oxadiazole, thiadiazole, triazole, tetrazole, pyridine, pyrimidine, pyrazine, pyridazine, and triazinc.

[0024] The term "substituted" in connection with a moiety as used herein refers to a further substituent which is attached to the moiety at any acceptable location on the moiety. Unless otherwise indicated, moieties can bond through a carbon, nitrogen, oxygen, sulfur, or any other acceptable atom.

[0025] The term "salts" as used herein embraces pharmaceutically acceptable salts commonly used to form alkali metal salts of free acids and to form addition salts of free bases. The nature of the salt is not critical, provided that it is pharmaceutically acceptable. Suitable pharmaceutically acceptable acid addition salts may be prepared from an inorganic acid or

from an organic acid. Exemplary pharmaceutical salts are disclosed in Stahl, P.H., Wermuth, C.G., Eds. Handbook of Pharmaceutical Salts: Properties, Selection and Use; Verlag Helvetica Chimica Acta/Wiley-VCH: Zurich, 2002. Specific non-limiting examples of inorganic acids are hydrochloric, hydrobromic, hydroiodic, nitric, carbonic, sulfuric and phosphoric acid. Appropriate organic acids include, without limitation, aliphatic, cycloaliphatic, aromatic, arylaliphatic, and heterocyclyl containing carboxylic acids and sulfonic acids, for example formic, acetic, propionic, succinic, glycolic, gluconic, lactic, malic, tartaric, citric, ascorbic, glucuronic, maleic, fumaric, pyruvic, aspartic, glutamic, benzoic, anthranilic, mesylic, stearic, salicylic, *p*-hydroxybenzoic, phenylacetic, mandelic, embonic (pamoic), methanesulfonic, ethanesulfonic, benzenesulfonic, pantothenic, toluenesulfonic, 2-hydroxyethanesulfonic, sulfanilic, cyclohexylaminosulfonic, algenic, 3-hydroxybutyric, galactaric or galacturonic acid. Suitable pharmaceutically acceptable salts of free acid-containing compounds disclosed herein include, without limitation, metallic salts and organic salts. Exemplary metallic salts include, but are not limited to, appropriate alkali metal (group Ia) salts, alkaline earth metal (group IIa) salts, and other physiological acceptable metals. Such salts can be made from aluminum, calcium, lithium, magnesium, potassium, sodium and zinc. Exemplary organic salts can be made from primary amines, secondary amines, tertiary amines and quaternary ammonium salts, for example, tromethamine, diethylamine, tetra-*N*-methylammonium, *N,N'*-dibenzylethylenediamine, chlorprocaine, choline, diethanolamine, ethylenediamine, meglumine (*N*-methylglucamine) and procaine.

[0026] The terms "administer," "administering, or "administration" as used herein refer to either directly administering a compound or pharmaceutically acceptable salt of the compound or a composition to a subject.

[0027] The term "carrier" as used herein encompasses carriers, excipients, and diluents, meaning a material, composition or vehicle, such as a liquid or solid filler, diluent, excipient, solvent or encapsulating material involved in carrying or transporting a pharmaceutical agent from one organ, or portion of the body, to another organ or portion of the body.

[0028] The term "disorder" is used in this disclosure to mean, and is used interchangeably with, the terms disease, condition, or illness, unless otherwise indicated.

[0029] The terms "effective amount" and "therapeutically effective amount" are used interchangeably in this disclosure and refer to an amount of a compound that, when administered to a subject, is capable of reducing a symptom of a disorder in a subject. The actual amount which comprises the "effective amount" or "therapeutically effective amount" will vary depending on a number of conditions including, but not limited to, the particular disorder being treated, the severity of the disorder, the size and health of the patient, and the route of administration. A skilled medical practitioner can readily determine the appropriate amount using methods known in the medical arts.

[0030] The terms "isolated" and "purified" as used herein refer to a component separated from other components of a reaction mixture or a natural source. In certain embodiments, the

isolate contains at least about 50%, at least about 55%, at least about 60%, at least about 65%, at least about 70%, at least about 75%, at least about 80%, at least about 85%, at least about 90%, at least about 95%, or at least about 98% of the compound or pharmaceutically acceptable salt of the compound by weight of the isolate.

[0031] The phrase "pharmaceutically acceptable" as used herein refers to those compounds, materials, compositions, and/or dosage forms which are, within the scope of sound medical judgment, suitable for use in contact with the tissues of human beings and animals without excessive toxicity, irritation, allergic response, or other problem or complication, commensurate with a reasonable benefit/risk ratio.

[0032] As used in this disclosure, the terms "patient" or "subject" include, without limitation, a human or an animal. Exemplary animals include, but are not limited to, mammals such as mouse, rat, guinea pig, dog, cat, horse, cow, pig, monkey, chimpanzee, baboon, or rhesus monkey.

[0033] "Therapeutically effective amount" or "effective amount" means the dosage of the compound, or pharmaceutically acceptable salt thereof, or pharmaceutical composition containing an exemplified compound of Formula I, or pharmaceutically acceptable salt thereof, necessary to inhibit c-KIT signaling in a cancer patient, and either destroy the target cancer cells or slow or arrest the progression of the cancer in a patient. The exact dosage required to treat a patient and the length of treatment time will be determined by a physician in view of the stage and severity of the disease as well as the specific needs and response of the individual patient and the particular compound administered. Although expressed as dosage on a per day basis, the dosing regimen may be adjusted to provide a more optimal therapeutic benefit to a patient. In addition to daily dosing, twice-a-day (BID) or thrice-a-day (TID) dosing may be appropriate. BID dosing is currently preferred.

[0034] The terms "treatment," "treat," and "treating," are meant to include the full spectrum of intervention for the cancer from which the patient is suffering, such as administration of the active compound to alleviate, slow or reverse one or more of the symptoms and to delay progression of the cancer even if the cancer is not actually eliminated. Treating can be curing, improving, or at least partially ameliorating the disorder. The patient to be treated is a mammal, in particular a human being.

[0035] The term "hydrate" as used herein refers to a compound disclosed herein which is associated with water in the molecular form, *i.e.*, in which the H-OH bond is not split, and may be represented, for example, by the formula $R \cdot H_2O$, where R is a compound disclosed herein. A given compound may form more than one hydrate including, for example, monohydrates ($R \cdot H_2O$), dihydrates ($R \cdot 2H_2O$), trihydrates ($R \cdot 3H_2O$), and the like.

[0036] The term "solvate" as used herein refers to a compound disclosed herein which is associated with solvent in the molecular form, *i.e.*, in which the solvent is coordinatively bound, and may be represented, for example, by the formula $R \cdot (\text{solvent})$, where R is a compound

disclosed herein. A given compound may form more than one solvate including, for example, monosolvates ($R \cdot (\text{solvent})$) or polysolvates ($R \cdot n(\text{solvent})$) wherein n is an integer greater than 1) including, for example, disolvates ($R \cdot 2(\text{solvent})$), trisolvates ($R \cdot 3(\text{solvent})$), and the like, or hemisolvates, such as, for example, $R \cdot n/2(\text{solvent})$, $R \cdot n/3(\text{solvent})$, $R \cdot n/4(\text{solvent})$ and the like, wherein n is an integer. Solvents herein include mixed solvents, for example, methanol/water, and as such, the solvates may incorporate one or more solvents within the solvate.

[0037] The term "acid hydrate" as used herein refers to a complex that may be formed through association of a compound having one or more base moieties with at least one compound having one or more acid moieties or through association of a compound having one or more acid moieties with at least one compound having one or more base moieties, said complex being further associated with water molecules so as to form a hydrate, wherein said hydrate is as previously defined and R represents the complex herein described above.

[0038] Structural, chemical and stereochemical definitions are broadly taken from IUPAC recommendations, and more specifically from Glossary of Terms used in Physical Organic Chemistry (IUPAC Recommendations 1994) as summarized by Müller, P. Pure Appl. Chem. 1994, 66, pp. 1077-1184 and Basic Terminology of Stereochemistry (IUPAC Recommendations 1996) as summarized by Moss, G.P. Pure Appl. Chem. 1996, 68, pp. 2193-2222.

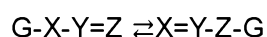
[0039] Atropisomers are defined as a subclass of conformers which can be isolated as separate chemical species and which arise from restricted rotation about a single bond.

[0040] Regioisomers or structural isomers are defined as isomers involving the same atoms in different arrangements.

[0041] Enantiomers are defined as one of a pair of molecular entities which are mirror images of each other and non-superimposable.

[0042] Diastereomers or diastereoisomers are defined as stereoisomers other than enantiomers. Diastereomers or diastereoisomers are stereoisomers not related as mirror images. Diastereoisomers are characterized by differences in physical properties, and by some differences in chemical behavior towards achiral as well as chiral reagents.

[0043] The term "tautomer" as used herein refers to compounds produced by the phenomenon wherein a proton of one atom of a molecule shifts to another atom. See March, Advanced Organic Chemistry: Reactions, Mechanisms and Structures, 4th Ed., John Wiley & Sons, pp. 69-74 (1992). Tautomerism is defined as isomerism of the general form



where the isomers (called tautomers) are readily interconvertible; the atoms connecting the groups X , Y and Z are typically any of C , H , O , or S , and G is a group which becomes an electrofuge or nucleofuge during isomerization. The most common case, when the electrofuge

is H⁺, is also known as "prototropy." Tautomers are defined as isomers that arise from tautomerism, independent of whether the isomers are isolable.

[0044] The exemplified compounds of the present invention are preferably formulated as a pharmaceutical composition using a pharmaceutically acceptable carrier and administered by a variety of routes. Preferably, such compositions are for oral administration. Such pharmaceutical compositions and processes for preparing them are well known in the art. See, e.g., REMINGTON: THE SCIENCE AND PRACTICE OF PHARMACY (A. Gennaro, et al., eds., 19th ed., Mack Publishing Co., 1995). In a particular embodiment, the pharmaceutical composition comprises 1-(3,3-dimethylbutyl)-3-{2-fluoro-4-methyl-5-[7-methyl-2-(methylamino)pyrido[2,3-d]pyrimidin-6-yl]phenyl}urea, or a pharmaceutically acceptable salt thereof, together with a pharmaceutically acceptable carrier and optionally other therapeutic ingredients particularly for treatment of cancer generally or a specific cancer type.

[0045] The exemplified compounds of the present invention are capable of reaction with a number of inorganic and organic acids to form pharmaceutically acceptable acid addition salts. Such pharmaceutically acceptable salts and common methodology for preparing them are well known in the art. See, e.g., P. Stahl, et al., HANDBOOK OF PHARMACEUTICAL SALTS: PROPERTIES, SELECTION AND USE, (VCHA/Wiley-VCH, 2002); S.M. Berge, et al., "Pharmaceutical Salts," Journal of Pharmaceutical Sciences, Vol. 66, No. 1, January 1977.

[0046] The compounds may be prepared by a variety of procedures known in the art, as well as those described below. The specific synthetic steps may be combined in different ways to prepare the Formula Ia compounds, or a pharmaceutically acceptable salt thereof.

[0047] The compounds employed as initial starting materials in the synthesis of the compounds of Formula Ia are well known and, to the extent not commercially available, are readily synthesized using specific references provided, by standard procedures commonly employed by those of ordinary skill in the art, or are found in general reference texts.

[0048] Examples of known procedures and methods include those described in general reference texts such as Comprehensive Organic Transformations, VCH Publishers Inc, 1989; Compendium of Organic Synthetic Methods, Volumes 1-10, 1974-2002, Wiley Interscience; Advanced Organic Chemistry, Reactions Mechanisms, and Structure, 5th Edition, Michael B. Smith and Jerry March, Wiley Interscience, 2001; Advanced Organic Chemistry, 4th Edition, Part B, Reactions and Synthesis, Francis A. Carey and Richard J. Sundberg, Kluwer Academic / Plenum Publishers, 2000, etc., and references cited therein.

[0049] ChemDraw version 10 or 12 (CambridgeSoft Corporation, Cambridge, MA) was used to name the structures of intermediates and exemplified compounds.

[0050] The following abbreviations are used in this disclosure and have the following definitions: "ADP" is adenosine diphosphate, "AIBN" is azobisisobutyronitrile, "ATP" is adenosine triphosphate, "BippyPhos" is 5-(di-*tert*-butylphosphino)-1',3',5'-triphenyl-1'*H*-

[1,4']bipyrazole, "BrettPhos Palladacycle" is chloro[2-(dicyclohexylphosphino)-3,6-dimethoxy-2'-4'-6'-tri-*i*-propyl-1,1'-biphenyl][2-(2-aminoethyl)phenyl]palladium(II), "conc." is concentrated, "DBU" is 1,8-diazabicyclo[5.4.0]undec-7-ene, "DCM" is dichloromethane, "DIEA" is *N,N*-diisopropylethylamine, "DMA" is *N,N*-dimethylacetamide, "DMAP" is 4-(dimethylamino)pyridine, "DMF" is *N,N*-dimethylformamide, "DMSO" is dimethylsulfoxide, "DPPA" is diphenylphosphoryl azide, "DTT" is dithiothreitol, "ESI" is electrospray ionization, "Et₂O" is diethylether, "EtOAc" is ethyl acetate, "EtOH" is ethanol, "GST" is glutathione S-transferase, "h" is hour or hours, "Hex" is hexane, "IC₅₀" is half maximal inhibitory concentration, "IPA" refers to isopropyl alcohol, "KF/Al₂O₃" is potassium fluoride on alumina, "mCPBA" is 3-chloroperbenzoic acid, "MeCN" is acetonitrile, "MeOH" is methanol, "MHz" is megahertz, "min" is minute or minutes, "MS" is mass spectrometry, "MTBE" is methyl *tert*-butyl ether, "NADH" is nicotinamide adenine dinucleotide, "NBS" is *N*-bromosuccinimide, "NMP" is 1-methyl-2-pyrrolidinone, "NMR" is nuclear magnetic resonance, "PBS" is phosphate buffered saline, "Pd/C" is palladium on carbon, "Pd(OAc)₂" is palladium(II) acetate, "Pd₂(dba)₃" is tris(dibenzylideneacetone)dipalladium(0), "pet ether" is petroleum ether, "prep-HPLC" is preparative high performance liquid chromatography, "prep-TLC" is preparative thin layer chromatography, "RT" is room temperature which is also known as "ambient temp," which will be understood to consist of a range of normal laboratory temperatures ranging from 15-25 °C, "satd." is saturated, "t-butyl-X-Phos" is 2-di-*tert*-butylphosphino-2',4',6'-triisopropylbiphenyl, "TEA" is triethylamine, "TFA" is trifluoroacetic acid, "THF" is tetrahydrofuran, "Tris" is tris(hydroxymethyl)aminomethane, "Xantphos" is 4,5-bis(diphenylphosphino)-9,9-dimethylxanthene, and "X-Phos" is 2-dicyclohexylphosphino-2',4',6'-triisopropylbiphenyl.

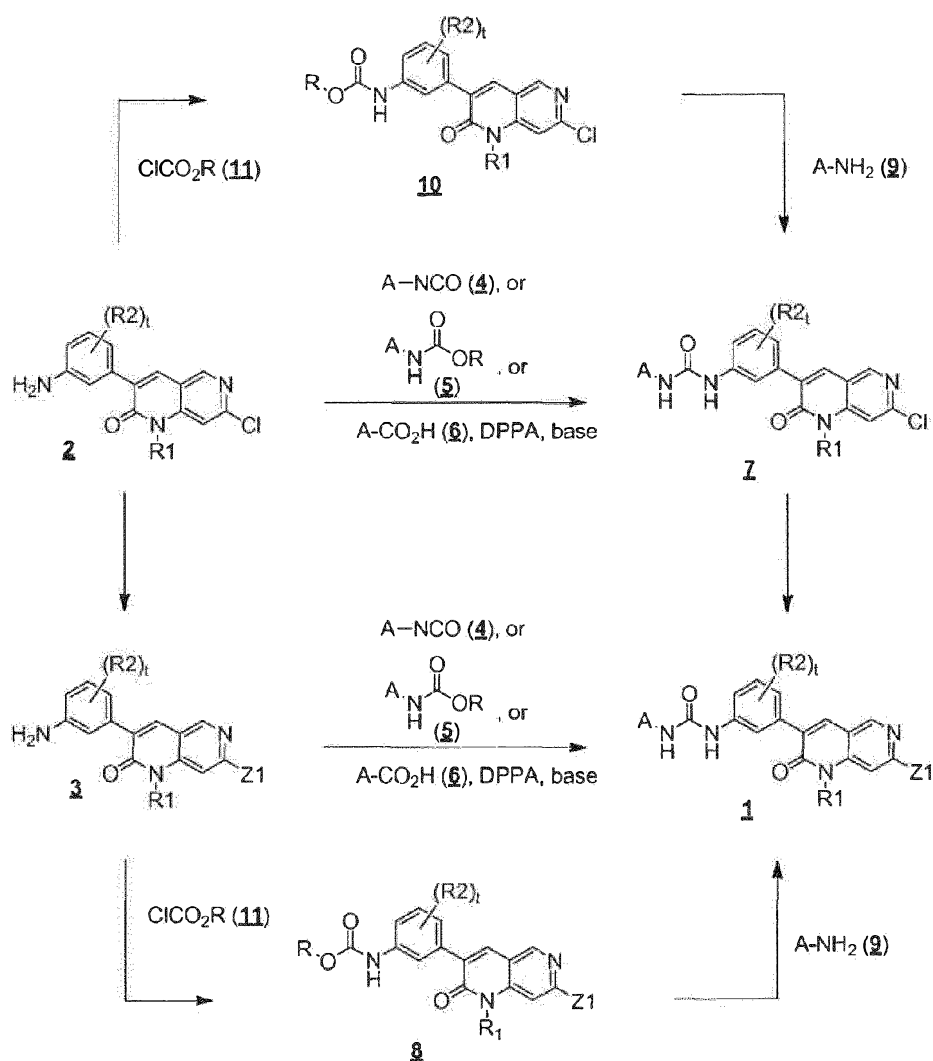
General Chemistry

[0051] The compounds are prepared by the general synthetic methods illustrated in the schemes below and the accompanying examples. Suitable reaction conditions for the steps of these schemes are well known in the art and appropriate substitutions of solvents and co-reagents are within the skill of the art. Those skilled in the art will understand that synthetic intermediates may be isolated and/or purified by well known techniques as needed or desired, and that it will be possible to use various intermediates directly in subsequent synthetic steps with little or no purification. Furthermore, those skilled in the art will appreciate that in some instances, the order in which moieties are introduced is not critical. The particular order of steps required to produce the compounds of Formula 1 is dependent upon the particular compound being synthesized, the starting compound, and the relative liability of the substituted moieties, as is well appreciated by the ordinary skilled chemist. All substituents, unless otherwise indicated, are as defined above.

[0052] The compounds contain -NH moieties. It will be understood by those skilled in the art that in some instances it may be advantageous to use an amine protecting group during synthesis to temporarily mask one or more -NH moieties. Said protecting group can be removed from any subsequent intermediate leading to the synthesis of compound 1, using

standard conditions that effect removal of said protecting group, said conditions of which will be familiar to those skilled in the art. When not specified in a scheme, it will be understood by those skilled in the art that the Z1 moiety represented in the schemes below may optionally contain a standard NH-protecting group that can be removed at any opportune time in the synthetic sequence. For example, intermediates wherein Z1 is amino methyl, may be obtained directly by the introduction of methylamine into a synthetic scheme, or alternately by introduction of a "protected" form of methylamine, for example 1-(4-methoxyphenyl)-N-methylmethanamine to provide intermediates wherein Z1 is 1-(4-methoxyphenyl)-N-methylmethanamino. Even if not specifically drawn, the schemes below implicitly include de-protection of any protected Z1 moiety immediately after introduction, or optionally at any subsequent step of the synthesis.

Scheme 1



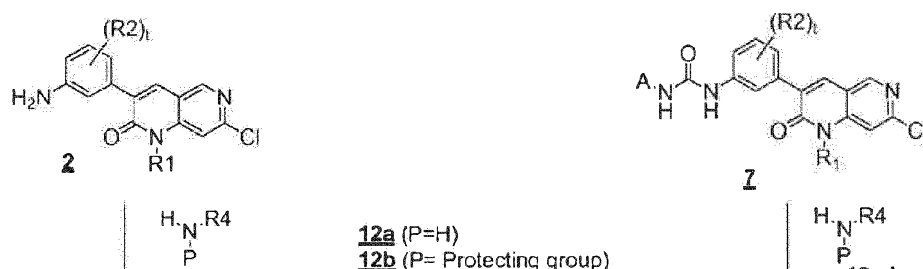
[0053] Scheme 1 illustrates general preparations of compounds of formula **1** from 7-chloro-naphthyridinone **2**. Conversion of chloride **2** to Z1-substituted intermediate **3** can be accomplished by numerous methods familiar to those skilled in art, the choice of which is dictated by the specific nature of Z1. Further conversion of intermediate **3** to ureas of formula **1**

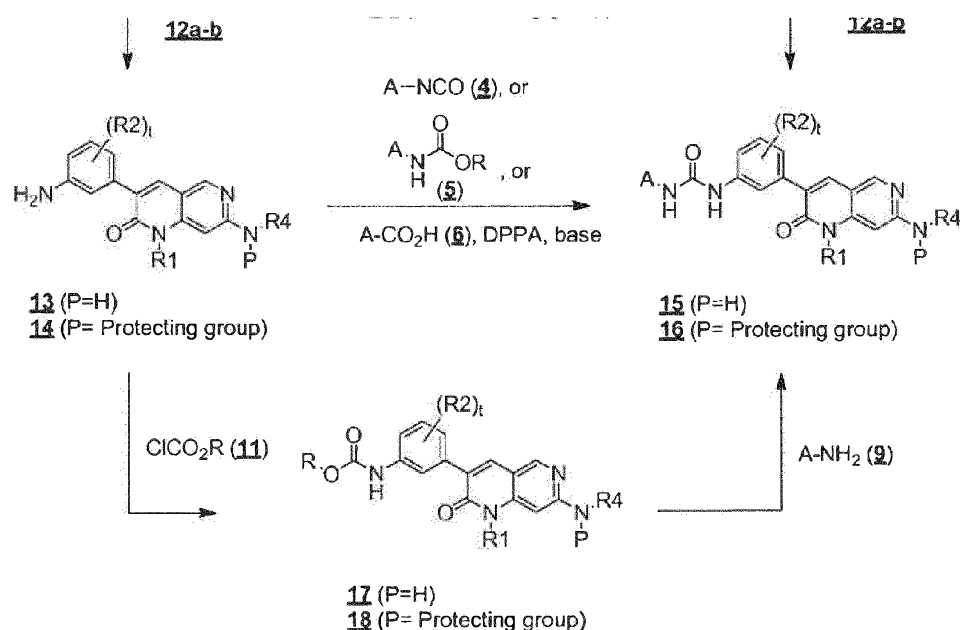
is accomplished by one of three methods. In one embodiment, reaction of 3 with isocyanates of formula 4 provides ureas of formula 1. Many isocyanates (4) are commercially available and those that are not can be readily prepared from the corresponding amines (9) by reaction of said amines with phosgene or an equivalent such as triphosgene or carbonyl diimidazole. Conditions to effect the transformation of 3 to 1 include treating 3 with 4 in an aprotic solvent such as DCM, THF or EtOAc, optionally in the presence of a base, for example pyridine, and optionally while heating said mixtures. In a second embodiment, reaction of 3 with carbamates of formula 5 also affords ureas of formula 1. Conditions to effect the transformation of 3 to 1 include treating 3 with 5 in an aprotic solvent such as 1,4-dioxane, THF or DMSO, in the presence of a base, for example N-methylpyrrolidine, diisopropylethylamine, or triethylamine, and heating the resulting mixture. Suitable carbamates (5) include isopropenyl, 2,2,2-trichloroethyl and phenyl (or substituted phenyl) carbamates. These carbamates 5 can be readily prepared by reaction with amines 9 with the appropriate chloroformate as familiar to those skilled in the art. In a third embodiment, carboxylic acids of formula 5 can be subjected to a Curtius rearrangement in the presence of amine 3 to provide ureas of formula 1. Conditions to effect said transformation include combining amine 3, carboxylic acid 5 and diphenylphosphoryl azide (DPPA), and a base, for example triethylamine, and heating said mixture in an aprotic solvent, such as 1,4-dioxane, in a temperature range of 50-120 °C to effect the rearrangement.

[0054] In addition to these methods, compound 3 can also be converted to 1 via two-step process by first converting 3 to carbamate 8, followed by reaction of carbamate 8 with amine 9. As before, suitable carbamates (8) include isopropenyl, 2,2,2-trichloroethyl and phenyl (or substituted phenyl) carbamates. These carbamates 8 can be readily prepared by reaction of amine 3 with the appropriate chloroformate 11 (for example, R= 2-propenyl, 2,2,2-trichloroethyl, or phenyl). In one embodiment, reaction of amine 3 with isopropenyl chloroformate and sodium bicarbonate in a mixed solvent of EtOAc and water provides carbamate 8 (R=2-propenyl). Further treatment of carbamate 8 with amine 9 in an aprotic solvent such as 1,4-dioxane, THF or DMSO, in the presence of a base, for example N-methylpyrrolidine, diisopropylethylamine, or triethylamine, and heating the resulting mixture provides compounds of formula 1.

[0055] By analogy to the conversion of 3 to 1 or 3 to 8, 7-chloro-naphthyridinone 2 can also be converted to urea 7 or carbamate 10, respectively. Further conversion of urea 7 to urea 1 is then accomplished by reaction of 7 with a generic Z1 amine, amide, urea or carbamic acid in the presence of a Palladium catalyst (Buchwald-type coupling), as further illustrated below.

Scheme 2

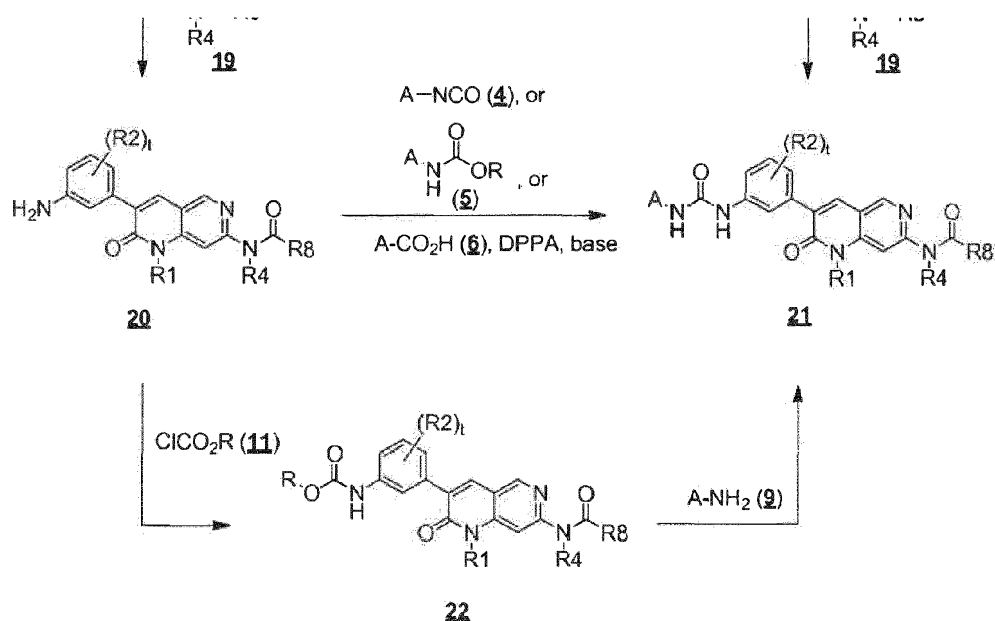




[0056] Scheme 2 illustrates the preparation of compounds of formula **15**, compounds of formula **1** wherein Z1 is $-NHR_4$. In one embodiment, 7-chloro-naphthyridinone **2** is reacted with amine **12a** (P=H), or **12b** (P is a standard amine protecting group such as 4-methoxybenzyl or tert-butoxycarbonyl) to provide **13** or **14**, respectively. Conditions for the conversion of **2** to **13** or **14** include heating an amine of formula **12a** or **12b** with chloride **2**, optionally in the presence of an additional base, for example DBU (1,8-diazabicyclo[5.4.0]undec-7-ene), and optionally in the presence of microwave irradiation. When "P" represents a protecting group, said group of **14** may be removed by suitable conditions familiar to the skilled chemist, for example by treatment with TFA when "P" is 4-methoxybenzyl, to provide **13**. Using one of the three methods described for scheme 1, compound **13** or **14** can be converted to ureas **15** or **16**, respectively. In the event that "P" represents a protecting group, said group of **16** may be removed by suitable conditions familiar to the skilled chemist to provide **15**. Alternately, as described in scheme 1, amines **13** or **14** can be converted to carbamates **17** or **18**. Further reaction of these carbamates with amine **9** provides ureas **15** or **16**. Finally, ureas **15** or **16** can also be prepared from chloride **7** (scheme 1) by reaction with amine **12a** or **12b** in the presence of a suitable palladium catalyst, for example the catalyst prepared from $Pd(OAc)_2$ or $Pd_2(dba)_3$ [tris(dibenzylideneacetone)dipalladium] and a ligand such as Xantphos [4,5-bis(diphenylphosphino)-9,9-dimethylxanthene] or BippyPhos [5-(di-*tert*-butylphosphino)-1',3',5'-triphenyl-1'-H-[1,4']bipyrazole] in the presence of a base, for example K_2CO_3 .

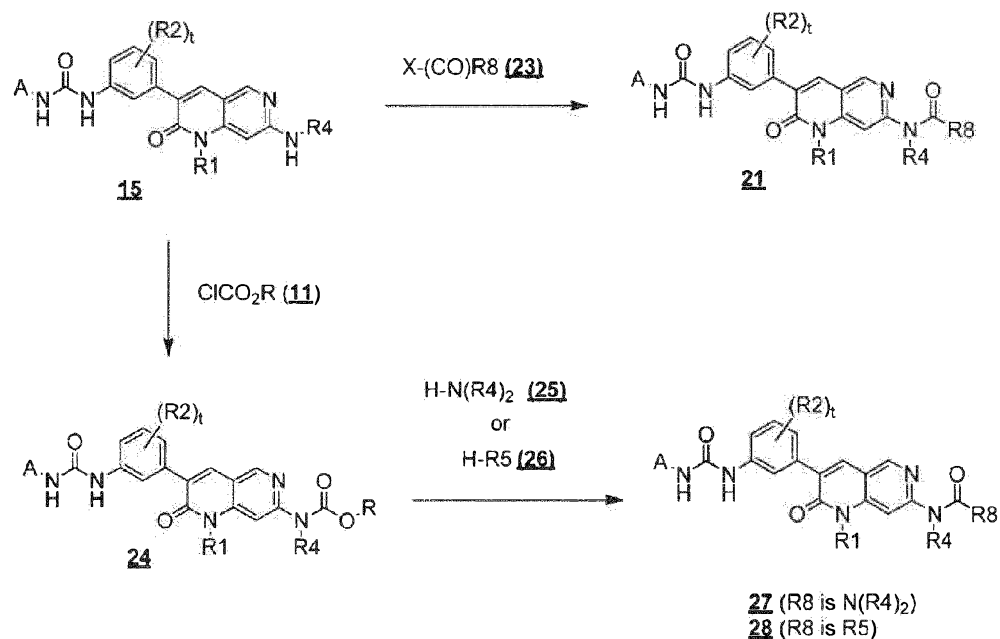
Scheme 3





[0057] Scheme 3 illustrates the preparation of 21, a compound of formula 1 wherein Z1 is -N(R4)COR8. Using methods described in scheme 2, treatment of chlorides 2 or 7 with generic carbonylamine 19 in the presence of a suitable palladium catalyst provides amides, ureas, or carbamates (according to the R8 moiety) of formula 20 or 21 respectively. Further conversion of 20 to 21 is accomplished, as described above, by treatment of 20 with 4, 5, or 6. Alternately, 20 can first be converted to carbamate 22. As described above, further treatment of 22 with amine 9 provides urea 21.

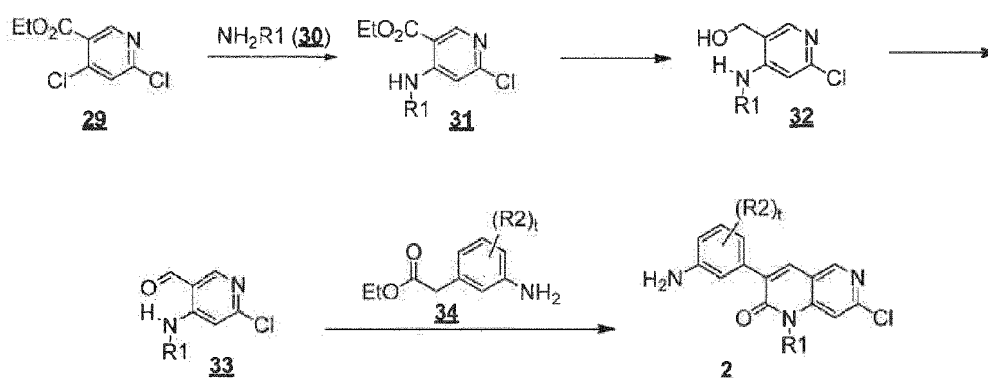
Scheme 4



[0058] Scheme 4 illustrates alternate preparations of 21, 27 and 28 starting from intermediate

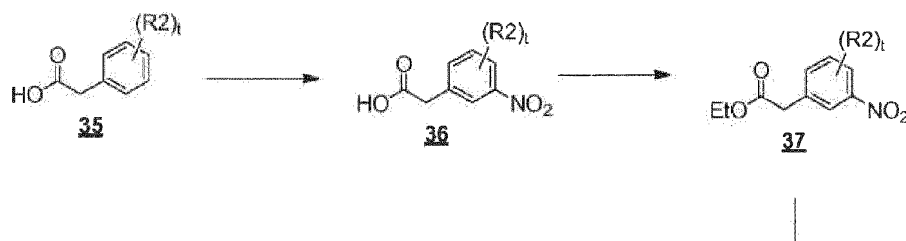
15 (scheme 2). Treatment of 15 with a carbonylation reagent 23 according to conditions familiar to the skilled artisan affords urea 21. The X-moiety of 23 represents a generalized leaving group. Examples of X-(CO)R8 23 include acid chlorides (X=Cl, R8 =alkyl) or anhydrides (X=O(CO)R8), and chloroformates (X=Cl, R8 = alkoxy). Those skilled in the art will recognize that in the instance in which R8 is -NHR4, isocyanates of formula R4-NCO can be substituted for 23. Additionally, when R8 is an amine, the resulting ureas 27 and 28 can be prepared by reaction of a suitable carbamate 24 with amine 25 or heterocyclic amine 26, respectively. Suitable carbamates include alkyl, isopropenyl, 2,2,2,-trichloroethyl and phenyl (or substituted phenyl) carbamates. These carbamates 24 can be readily prepared by reaction of amine 15 with the appropriate chloroformate 11 (for example, R= 2-propenyl, 2,2,2-trichloroethyl, or phenyl).

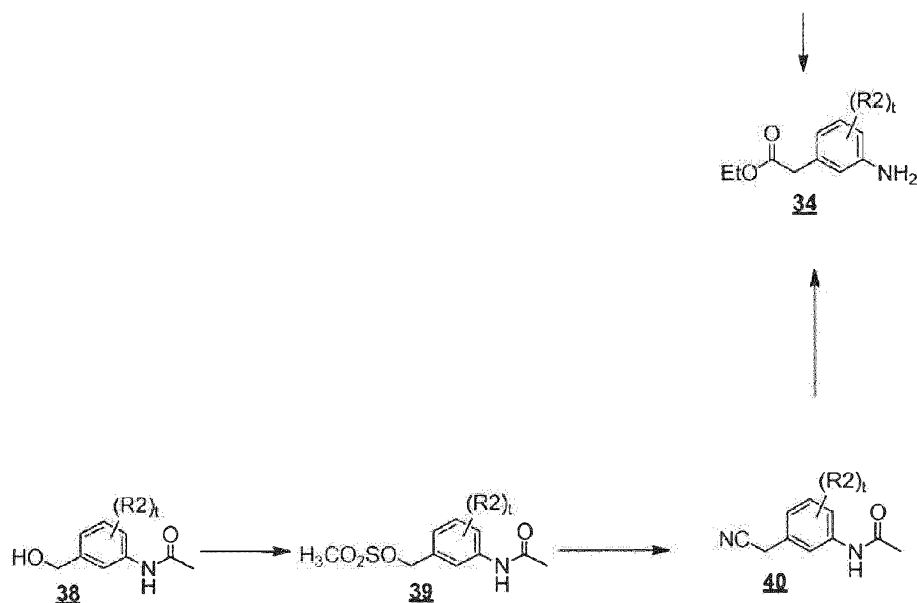
Scheme 5



[0059] Scheme 5 illustrates the general preparation of 7-chloro-naphthyridinones 2. Treatment of ethyl 4,6-dichloronicotinate (29, see: Example C3) with R1-NH₂ 30 provides the 4-aminopyridine 31. Conditions for this transformation include polar solvents such as DMF, THF, acetonitrile, dioxane, water or mixtures thereof in the presence of optionally added bases such as triethylamine at temperatures between 0 °C and 100 °C. Reduction of 31, for example by treatment with lithium aluminum hydride in THF at temperatures ranging from 0 °C to room temp, provides alcohol 32. Oxidation of 32 with manganese dioxide provides aldehyde 33. Condensation of 33 with phenylacetate 34 provides general intermediate 2. Conditions for this transformation include combining 33 and 34 in DMF or DMAc in the presence of potassium carbonate or cesium carbonate with optional heating (30-150°C) for a period of time ranging from 1 h to 4 days. Alternate conditions include combining 33, 34 and alumina-supported potassium fluoride in DMAc with stirring and/or optional sonication and/or optional heating (30-150°C) for a period of 10 min to 48 h.

Scheme 6





[0060] Scheme 6 illustrates a general preparation of ester **34**. Nitration of R2-substituted phenylacetic acid **35**, for example by treatment with nitric acid and sulfuric acid provides **36**. Acid **36** in turn is converted to ethyl ester **37**, for example by heating in EtOH in the presence of an acid, such as sulfuric acid. Finally, reduction of the nitro group provides **34**. Suitable conditions for this transformation include both hydrogenation over a palladium or nickel catalyst, or reduction with iron or zinc powder in the presence of a proton source, for example ethanolic HCl, acetic acid, or ammonium formate. Those skilled in the art will recognize the existence of numerous alternative preparations of general ethyl phenylacetate **34**. One additional method is illustrated by the conversion of benzyl alcohol **38** to mesylate **39**, homologation of mesylate **39** with cyanide to benzonitrile **40**, and conversion of nitrile **40** to ethyl ester **34** by treatment with EtOH and HCl. Alcohol **38** can be obtained from the reduction of a suitably substituted benzoic acid or aldehyde, a sample preparation of which is disclosed below (Example A45).

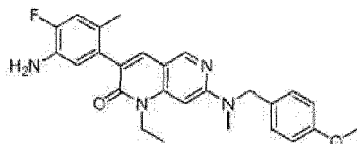
Examples

[0061] The disclosure is further illustrated by the following examples, which are not to be construed as limiting this disclosure in scope to the specific procedures herein described. It is to be understood that the examples are provided to illustrate certain embodiments and that no limitation to the scope of the disclosure is intended thereby.

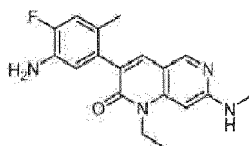
[0062] General Method A: To a stirring solution of carboxylic acid (0.50 mmol, 1.00 eq) and DPPA (0.75 mmol, 1.50 eq) in 1,4-dioxane (5.0 mL) at RT was added TEA (1.5 mmol, 3.00 eq). After stirring for 30 min at RT, the appropriate amine (0.76 mmol, 1.50 eq) was added and the mixture was heated at 100°C. After 2 h, the completed reaction was cooled to RT, diluted with brine and extracted with EtOAc (2x). The combined organics were washed with 3M HCl (1x),

satd. NaHCO_3 (2x), and brine (1x), dried (MgSO_4), concentrated *in vacuo* to give the crude product which was purified by flash column chromatography to afford the target urea.

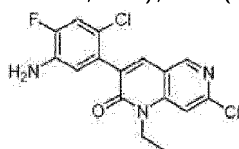
[0063] General Method B: To a stirring suspension of isocyanate (0.51 mmol, 1.00 eq) and pyridine (0.0418 mL, 0.51 mmol, 1.00 eq) in DCM (5 mL) at RT was added the appropriate amine (0.51 mmol, 1.00 eq). A thick suspension gradually formed. After 3.5 h, the solids were collected by filtration, rinsed well with DCM and dried on the filter to afford the desired urea.



[0064] Example A1: Example A6 (1.61 g, 4.85 mmol), 4-methoxy-N-methylbenzylamine (1.10 g, 7.28 mmol) and DBU (1.09 mL, 7.28 mmol) were combined in NMP (20 mL) and heated at 180°C under Ar overnight. The mixture was cooled to RT, poured into H_2O (200 mL) and the resulting solids were collected by filtration and rinsed well with H_2O . The solids were dried on the filter to dampness, dissolved in EtOAc, dried (MgSO_4), and evaporated to afford 3-(5-amino-4-fluoro-2-methylphenyl)-1-ethyl-7-((4-methoxybenzyl)(methyl)amino)-1,6-naphthyridin-2(1H)-one (2.06 g) as a brittle brown foam contaminated slightly with EtOAc and NMP. It was used as is in the next reaction.

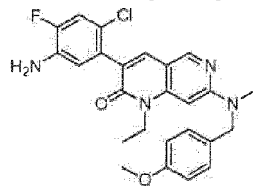


[0065] Example A2: Using a procedure analogous to Example A8, Example A1 (2.06 g, 4.61 mmol) was converted to 3-(5-amino-4-fluoro-2-methylphenyl)-1-ethyl-7-(methylamino)-1,6-naphthyridin-2(1H)-one (1.16 g, 73% yield for 2 steps). ^1H NMR (400 MHz, $\text{DMSO}-d_6$): δ 8.36 (s, 1 H), 7.58 (s, 1 H), 6.94-6.92 (m, 1 H), 6.83 (d, $J = 12.0$ Hz, 1 H), 6.57 (d, $J = 9.6$ Hz, 1 H), 4.87 (br s, 2 H), 4.12 (q, $J = 6.8$ Hz, 2 H), 2.84 (d, $J = 4.8$ Hz, 3 H), 1.94 (s, 3 H), 1.19 (t, $J = 7.2$ Hz, 3 H); MS (ESI) m/z : 327.2 $[\text{M}+\text{H}]^+$.

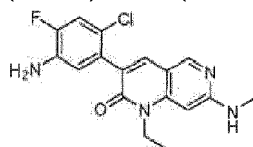


[0066] Example A3: A suspension mixture of Example B1 (3.5 g, 0.019 mol), Example C2 (4.4 g, 0.019 mol) and $\text{KF}/\text{Al}_2\text{O}_3$ (10 g) in DMA was stirred at RT for 10 min, poured into water, and extracted with EtOAc (3x). The combined organic phases were washed with brine, dried (Na_2SO_4), concentrated *in vacuo* and purified by silica gel chromatography to give 3-(5-amino-2-chloro-4-fluorophenyl)-7-chloro-1-ethyl-1,6-naphthyridin-2(1H)-one (4 g, 60% yield). ^1H NMR

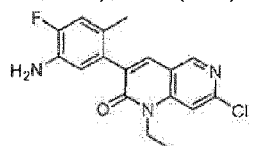
(400 MHz, DMSO- d_6): δ 8.75 (s, 1 H), 8.01 (s, 1 H), 7.72 (s, 1 H), 7.24 (d, J = 10.8 Hz, 1 H), 6.76 (d, J = 9.2 Hz, 1 H), 5.40 (s, 2 H), 4.26-4.24 (m, 2 H), 1.18 (t, J = 6.8 Hz, 3 H); MS (ESI) m/z : 352.1 [M+H]⁺.



[0067] Example A4: A mixture of **Example A3** (3 g, 8.5mmol) and 1-(4-methoxyphenyl)-N-methylmethanamine (20 mL) was charged in a sealed vessel, and then the mixture was heated at 200°C overnight. Volatiles were removed and the residue was purified by column chromatography to give 7-((4-methoxybenzyl)(methyl)amino)-3-(5-amino-2-chloro-4-fluorophenyl)-1-ethyl-1,6-naphthyridin-2(1H)-one (3 g, 73% yield). ¹H NMR (400 MHz, DMSO- d_6): δ 8.47 (s, 1 H), 7.70 (s, 1 H), 7.18-7.17 (m, 3 H), 6.86 (d, J = 8.4 Hz, 2 H), 6.73 (d, J = 9.6 Hz, 1 H), 6.30 (s, 1 H), 5.31 (s, 2 H), 4.84 (s, 2 H), 4.17 (q, J = 7.1 Hz, 2 H), 3.70 (s, 3 H), 3.12 (s, 3 H), 1.11 (t, J = 7.0 Hz, 3 H); MS (ESI) m/z : 467.2 [M+H]⁺.

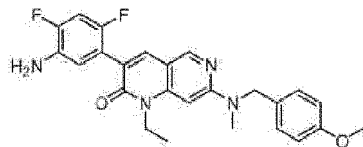


[0068] Example A5: To a solution of **Example A4** (3 g, 6.2 mmol) in DCM (100 mL) was added TFA (20 mL) at RT, and the resulting mixture was stirred at RT for 6 h. The mixture was extracted with water (2x) and the combined aqueous layers were neutralized with NH₃·H₂O. The resulting precipitate was collected by filtration and dried to give 3-(5-amino-2-chloro-4-fluorophenyl)-1-ethyl-7-(methylamino)-1,6-naphthyridin-2(1H)-one (1 g, 44% yield). ¹H NMR (400 MHz, DMSO- d_6): δ 8.46 (s, 1 H), 7.75 (s, 1 H), 7.1 (d, J = 11.2 Hz, 1 H), 7.0 (m, 1 H), 6.73 (d, J = 9.6 Hz, 1 H), 6.43 (s, 1 H), 4.95 (br s, 2 H), 4.14 (m, 2 H), 2.92 (s, 3 H), 1.14 (t, J = 6.8 Hz, 3 H); MS (ESI) m/z : 347.2 [M+H]⁺.

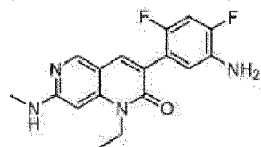


[0069] Example A6: **Example C1** (1.32 g, 6.25 mmol, 1.00 eq), **Example B1** (1.15 g, 6.25 mmol, 1.00 eq) and KF/Al₂O₃ (40.00 wt%, 9.08 g, 62.5 mmol, 10.00 eq) were combined in DMA (35 mL) and sonicated for 2 h. The solids were removed via filtration through diatomaceous earth and washed with EtOAc. The combined filtrates were washed with H₂O (3x) and the combined aqueous layers were back-extracted with EtOAc (1x). The combined organics were washed with brine (2x), dried (MgSO₄), evaporated and purified by silica gel

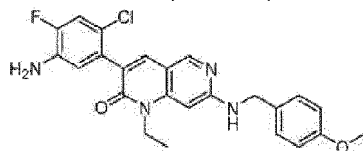
chromatography (EtOAc/Hex) to afford 3-(5-amino-4-fluoro-2-methylphenyl)-7-chloro-1-ethyl-1,6-naphthyridin-2(1H)-one (1.61 g, 78% yield) as a brittle foam. MS (ESI) m/z : 332.0 $[M+H]^+$.



[0070] Example A7: A solution of **Example A18** (22 g, 65.7 mmol), (4-methoxy-benzyl)-methyl-amine (14.9 g, 98.5 mmol) and DBU (15 g, 98.5 mmol) in NMP (120 mL) was heated at 160°C for 5 h. The mixture was poured into 200 mL of water while stirring and the resulting solids were collected by filtration, washed with water, dried and then washed with Et₂O to give 3-(5-amino-2,4-difluoro-phenyl)-1-ethyl-7-[(4-methoxy-benzyl)-methyl-amino]-1H-[1,6]naphthyridin-2-one (25 g, yield 85% yield). ¹H NMR (300 MHz, DMSO-*d*₆): δ 8.51 (s, 1 H), 7.80 (s, 1 H), 7.19-7.17 (d, *J* = 8.7 Hz, 2 H), 7.06 (t, *J* = 10.2 Hz, 1 H), 6.90-6.81 (m, 3 H), 6.32 (s, 1 H), 5.02 (s, 2 H), 4.86 (s, 2 H), 4.19 (q, *J* = 6.9 Hz, 2 H), 3.72 (s, 3 H), 3.14 (s, 3 H), 1.14 (t, *J* = 6.9 Hz, 3 H); MS (ESI): m/z 451.1 $[M+H]^+$.

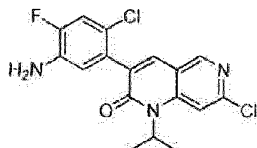


[0071] Example A8: TFA (3.64 g, 32.0 mmol) was added to **Example A7** (0.48 g, 1.06 mmol) and the mixture was stirred for 90 min at RT. Water (50 mL) was added and the reaction mixture was carefully treated with solid Na₂CO₃ until it was weakly basic. The product was extracted with EtOAc (3x), the combined organics were washed with water (1x), then brine and dried (Na₂SO₄) to afford crude product which was stirred with DCM (2 mL) for 2 h. The resultant suspension was filtered, washed with DCM and dried to afford 3-(5-amino-2,4-difluorophcnyl)-1-ethyl-7-(methylamino)-1,6-naphthyridin-2(1H)-one as an off-white solid. (0.28 g, 60% yield). ¹H NMR (400 MHz, DMSO-*d*₆): δ 8.39 (s, 1 H), 7.73 (s, 1 H), 7.06-7.01 (m, 2 H), 6.79 (dd, *J* = 10.0, 7.6 Hz, 1 H), 6.21 (s, 1 H), 4.99 (s, 2 H), 4.12 (q, *J* = 7.2 Hz, 2 H), 2.84 (d, *J* = 5.2 Hz, 3 H), 1.19 (t, *J* = 7.2 Hz, 3 H); MS (ESI) m/z : 331.0 $[M+H]^+$.

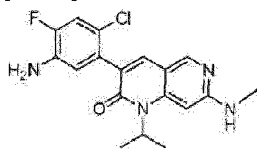


[0072] Example A9: A solution of **Example A3** (1.90 g, 5.39 mmol), 4-methoxybenzylamine (1.110 g, 8.09 mmol) and DBU (1.232 g, 8.09 mmol) in NMP (15 mL) was heated at 150°C overnight. After cooling to RT, the mixture was diluted with EtOAc (100 mL) and water (100 mL). The organic phase was washed with water, then brine, dried (Na₂SO₄), concentrated *in*

vacuo and purified by reverse phase chromatography (MeCN/H₂O with 0.1% TFA) to give the TFA salt of 7-(4-methoxybenzylamino)-3-(5-amino-2-chloro-4-fluorophenyl)-1-ethyl-1,6-naphthyridin-2(1H)-one. The salt was treated with satd. NaHCO₃ (15 mL), allowed to stand and the resulting solid was collected by filtration, washed with water and dried *in vacuo* to give 7-(4-methoxybenzylamino)-3-(5-amino-2-chloro-4-fluorophenyl)-1-ethyl-1,6-naphthyridin-2(1H)-one (901 mg, 36% yield). ¹H NMR (400 MHz, DMSO-*d*₆), δ 1.10 (t, 3 H), 3.69 (s, 3 H), 4.05-4.00 (m, 2 H), 4.50-4.45 (s, 2 H), 5.30 (s, 2 H), 6.28 (s, 1 H), 6.71-6.69 (m, 1 H), 6.87-6.85 (m, 2 H), 7.18-7.15 (m, 1 H), 7.28-7.26 (m, 2 H), 7.52 (s, 1 H), 7.64 (s, 1 H), 8.36 (s, 1 H); MS (ES-API) m/z: 453.2 [M+H]⁻.



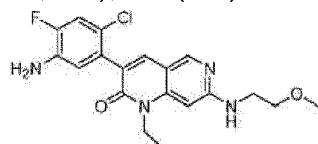
[0073] Example A10: Example B2 (0.701 g, 3.53 mmol), **Example C2** (0.817 g, 3.53 mmol), and 40% KF on alumina (3.59g, 24.7 mmol) were combined in DMA (5 mL) and the mixture was sonicated for 2 h. The mixture was diluted with EtOAc (10 mL), the solids removed via filtration through diatomaceous earth and washed with EtOAc. The filtrate was washed with water (2x), and brine, dried (Na₂SO₄), concentrated *in vacuo* and purified by silica gel chromatography (EtOAc\Hex) to afford 3-(5-amino-2-chloro-4-fluorophenyl)-7-chloro-1-isopropyl-1,6-naphthyridin-2(1H)-one (0.99 g, 77% yield) as a white foam. ¹H NMR(400 MHz, DMSO-*d*₆): δ 8.87 (s, 1 H), 8.10 (s, 1 H), 7.96 (s, 1 H), 7.38 (d, J = 11.2 Hz, 1 H), 6.89 (d, J = 9.2 Hz, 1 H), 5.55 (s, 2 H), 5.23 (br s, 1 H), 1.65 (d, J = 6.4 Hz, 6 H); MS (ESI) m/z: 366.0 [M+H]⁺.



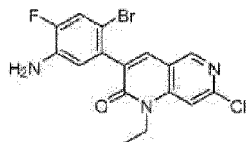
[0074] Example A11: (4-Methoxyphenyl)-N-methylmethanamine (0.56 g, 3.75 mmol) and DBU (0.52 mL, 3.75 mmol) were added to a solution of **Example A10** (0.98 g, 2.68 mmol) in NMP (10 mL) and the mixture was heated under Ar at 155°C for 24 h. The mixture was cooled to RT, poured into water (50 mL) and extracted with EtOAc (2x). The combined organics were washed with brine, dried (Na₂SO₄), concentrated *in vacuo* and purified by chromatography (EtOAc\DCM) to afford 7-((4-methoxybenzyl)(methyl)amino)-3-(5-amino-2-chloro-4-fluorophenyl)-1-isopropyl-1,6-naphthyridin-2(1H)-one (0.78 g, 60% yield) as a white foam. MS (ESI) m/z: 481.0 (M+H⁺)

[0075] TFA (5.55 g, 48.7 mmol) was added to 7-((4-methoxybenzyl)(methyl)amino)-3-(5-amino-2-chloro-4-fluorophenyl)-1-isopropyl-1,6-naphthyridin-2(1H)-one (0.78 g, 1.62 mmol) and the reaction was stirred for 90 min at RT. Water (50 mL) was added and the reaction

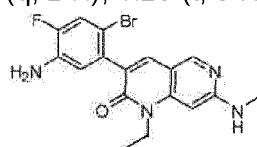
mixture was carefully treated with solid Na_2CO_3 until it was faintly basic. The solution was extracted with EtOAc (2x), and the combined organics were washed with brine, dried (Na_2SO_4), concentrated *in vacuo* and purified by silica gel chromatography (MeOH/DCM) to afford 3-(5-amino-2-chloro-4-fluorophenyl)-1-isopropyl-7-(methylamino)-1,6-naphthyridin-2(1H)-one (0.42 g, 72% yield) as a white amorphous solid. ^1H NMR (400 MHz, DMSO-d_6): δ 8.34 (s, 1 H), 7.60 (s, 1 H), 7.17 (d, $J = 11.2$ Hz, 1 H), 6.95 (q, $J = 4.8$ Hz, 1 H), 6.71 (d, $J = 9.6$ Hz, 1 H), 6.41 (s, 1 H), 5.30 (s, 2 H), 5.08 (br s, 1 H), 2.84 (d, $J = 4.8$ Hz, 3 H), 1.49 (d, $J = 6.8$ Hz, 6 H); MS (ESI) m/z : 361.0 $[\text{M}+\text{H}]^+$.



[0076] Example A12: A suspension of **Example A3** (1.50 g, 4.26 mmol) in 2-methoxyethylamine (3 mL, 34.51 mm) was heated at 120°C for 12 h. The reaction mixture was diluted with water and extracted with EtOAc (3x). The combined organic layers were washed with brine, dried (Na_2SO_4), and concentrated to provide 3-(5-amino-2-chloro-4-fluorophenyl)-1-ethyl-7-(2-methoxyethylamino)-1,6-naphthyridin-2(1H)-one (1.56 g, 94 % yield) as a white solid. ^1H NMR (400 MHz, DMSO-d_6): δ 8.36 (s, 1 H), 7.65 (s, 1 H), 7.18 (d, $J = 11$ Hz, 1 H), 7.03 (m, 1 H), 6.72 (d, $J = 9.5$ Hz, 1 H), 6.38 (s, 1 H), 5.30 (s, 2 H), 4.07 (m, 2 H), 3.47 (m, 4 H), 3.25 (s, 3 H), 1.20 (s, 3 H); MS(ESI) m/z : 391.1 $[\text{M}+\text{H}]^+$.

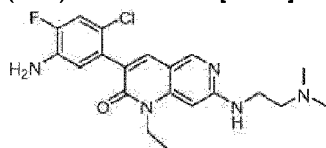


[0077] Example A13: A mixture of **Example C5** (2.191 g, 7.94 mmol), **Example B1** (1.538 g, 8.33 mmol) and KF on alumina (40 wt%) (9.22 g, 63.5 mmol) in DMA (40 mL) was sonicated for 2 h. The mixture was filtered through a shallow bed of silica gel and rinsed well with EtOAc. The filtrate was washed with satd. NaHCO_3 (1x), 5% LiCl (2x), then brine (1x), dried (MgSO_4), and concentrated to dryness to afford 3-(5-amino-2-bromo-4-fluorophenyl)-7-chloro-1-ethyl-1,6-naphthyridin-2(1H)-one (2.793 g, 89% yield) as a brown solid. ^1H NMR (400 MHz, DMSO-d_6): δ 8.77 (s, 1 H), 8.00 (s, 1 H), 7.74 (s, 1 H), 7.37 (d, 1 H), 6.77 (d, 1 H), 5.45 (s, 2 H), 4.27 (q, 2 H), 1.20 (t, 3 H); MS (ESI) m/z : 398.0 $[\text{M}+\text{H}]^+$.

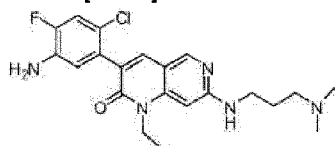


[0078] Example A14: A suspension of **Example A13** (1.50 g, 3.78 mmol) in dioxane (15 mL) was treated with methylamine (40% in water) (26.4 mL, 303 mmol) in a pressure tube and

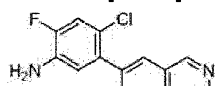
heated to 100°C overnight. The mixture was cooled to RT, treated with a large amount of brine, then diluted with EtOAc until all of the solids dissolved. The layers were separated, the aqueous layer extracted with additional EtOAc (1x) and the combined organics were washed with satd. NaHCO₃ (1x), dried (MgSO₄) and concentrated to dryness. The resulting solid was suspended in MeCN/H₂O, frozen and lyophilized to afford 3-(5-amino-2-bromo-4-fluorophenyl)-1-ethyl-7-(methylamino)-1,6-naphthyridin-2(1H)-one (1.32g, 89% yield) as a light brown solid. ¹H NMR (400 MHz, DMSO-*d*₆): δ 8.37 (s, 1 H), 7.62 (s, 1 H), 7.30 (d, 1 H), 6.99 (q, 1 H), 6.73 (d, 1 H), 6.21 (s, 1 H), 5.33 (s, 2 H), 4.11 (q, 2 H), 2.84 (d, 3 H), 1.19 (t, 3 H); MS (ESI) m/z: 393.0 [M+H]⁺.

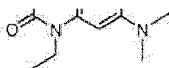


[0079] Example A15: To a solution of **Example A3** (1.00 g, 2.84 mmol) in DMF (10 mL) was added N,N-dimethylethanediamine (0.250 g, 2.84 mmol) and the resulting reaction mixture was heated at 100°C for 36 h. The reaction mixture was diluted with water and extracted with EtOAc (3x). The combined organic layers were washed with brine, dried (MgSO₄), and the solvent evaporated. The residue was crystallized from IPA to provide 3-(5-amino-2-chloro-4-fluorophenyl)-7-(2-(dimethylamino)ethylamino)-1-ethyl-1,6-naphthyridin-2(1H)-one (0.98 g, 85 % yield) as a white solid. ¹H NMR (400 MHz, DMSO-*d*₆): δ 8.36 (s, 1 H), 7.64 (s, 1 H), 7.17 (d, J = 11 Hz, 1 H), 6.84 (m, 1 H), 6.72 (d, J = 9 Hz, 1 H), 6.37 (s, 1 H), 5.30 (s, 2 H), 4.08 (m, 2 H), 3.40 (m, 2 H), 2.41 (t, J = 6 Hz, 2 H), 2.20 (s, 6 H), 1.18 (t, J = 6 Hz, 3 H); MS(ESI) m/z : 404.2 [M+H]⁺.

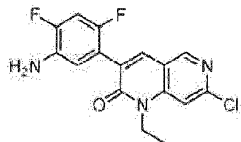


[0080] Example A16: To a solution of **Example A3** (1.00 g, 2.84 mmol) in DMF (10 mL) was added N,N-dimethylpropaneamine (0.870 g, 8.52 mmol) and the resulting reaction mixture was heated at 100°C for 36 h. The mixture was diluted with water and extracted with EtOAc (3x). The combined organic layers were washed with brine, dried (MgSO₄), and the solvent evaporated to provide 3-(5-amino-2-chloro-4-fluorophenyl)-7-(3-(dimethylamino)propylamino)-1-ethyl-1,6-naphthyridin-2(1H)-one (1.10 g, 93 % yield) as an orange foam. ¹H NMR (400 MHz, DMSO-*d*₆): δ 8.36 (s, 1 H), 7.64 (s, 1 H), 7.20 (d, J = 11 Hz, 1 H), 7.03 (m, 1 H), 6.76 (d, J = 9 Hz, 1 H), 6.27 (s, 1 H), 5.30 (s, 2 H), 4.08 (m, 2 H), 3.30 (m, 2 H), 2.26 (t, J = 6 Hz, 2 H), 2.05 (m, 6 H), 1.66 (m, 2 H), 1.18 (t, J = 6 Hz, 3 H); MS(ESI) m/z : 418.2 [M+H]⁺.

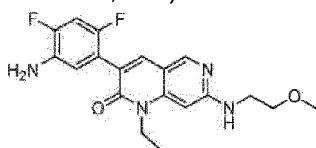




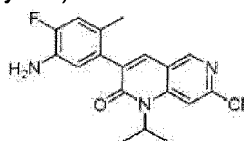
[0081] Example A17: A solution of **Example A3** (0.25 g, 0.710 mmol) in THF (6 mL) was treated with dimethylamine (2M in THF, 2.84 mL, 5.68 mmol) and heated at 80°C overnight. Additional dimethylamine (2M in THF, 5.68 mL, 11.36 mmol) was added over 3 days and the reaction mixture was heated at 80°C. The mixture was partitioned between DCM and satd. NaHCO₃ and extracted with DCM (3x). The combined organic extracts were dried (MgSO₄) and evaporated. The crude product was purified by silica gel chromatography (EtOAc/Hex) to give 3-(5-amino-2-chloro-4-fluorophenyl)-7-(dimethylamino)-1-ethyl-1,6-naphthyridin-2(1H)-one (0.21 g, 82% yield). ¹H NMR (400 MHz, DMSO-*d*₆): δ 8.45 (s, 1 H), 7.69 (s, 1 H), 7.18 (d, 1 H), 6.73 (d, 1 H), 6.29 (s, 1 H), 5.31 (br s, 2 H), 4.21 (q, 2 H), 3.14 (s, 6 H), 1.18 (t, 3 H); MS (ESI) m/z: 361.1 [M+H]⁺.



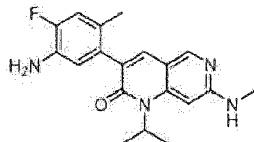
[0082] Example A18: To a solution of **Example B1** (19 g, 103.3 mmol) and **Example C4** (20.3 g, 103.3 mmol) in DMF (150 mL) was added K₂CO₃ (28.5 g, 206.6 mmol), and the reaction mixture was heated at 90°C overnight. The mixture was poured into water (300 mL), stirred at RT for 10 min and the resulting precipitate collected by filtration, washed with water and dried to give 3-(5-amino-2,4-difluoro-phenyl)-7-chloro-1-ethyl-1*H*-[1,6]naphthyridin-2-one (22 g, 65% yield). ¹H NMR (400 MHz, DMSO-*d*₆): δ 8.76 (s, 1 H), 8.07 (s, 1 H), 7.71 (s, 1 H), 7.11 (t, J = 10.4 Hz, 1 H), 8.84 (dd, J = 10.0, 7.6 Hz, 1 H), 5.09 (s, 2 H), 4.25 (q, J = 6.8 Hz, 2 H), 1.19 (t, J = 6.8 Hz, 3 H).



[0083] Example A19: To a suspension of **Example A18** (0.180 g, 0.536 mmol) in dioxane (5 mL) was added 2-methoxyethylamine (0.462 mL, 5.36 mmol) and the mixture was heated at 100°C for 20 h. Solvent from the reaction mixture was evaporated and the residue was stirred with water (50 mL). The solids were filtered, washed and dried to provide 3-(5-amino-2,4-difluorophenyl)-1-ethyl-7-(2-methoxyethylamino)-1,6-naphthyridin-2(1H)-one (0.185g, 92% yield) as a white solid. MS(ESI) m/z : 375.1 [M+H]⁺.

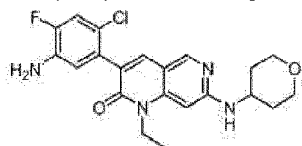


[0084] Example A20: A mixture of **Example B2** (5 g, 25 mmol), **Example C1** (5.3 g, 25mmol) and Cs_2CO_3 (21.4 g, 66 mmol) in DMF (50 mL) was heated at 100°C overnight. The solid was removed by filtration and the filter cake was washed with DMF. The organics were concentrated and the residue was purified by silica gel chromatography (EtOAc/pet ether) to give 3-(5-amino-4-fluoro-2-methylphenyl)-7-chloro-1-isopropyl-1,6-naphthyridin-2(1H)-one (1.7 g, 20% yield). ^1H NMR (400 MHz, $\text{DMSO}-d_6$): δ 8.69 (s, 1 H), 7.84 (s, 1 H), 7.78 (s, 1 H), 6.87-6.84 (d, $J = 12.4$ Hz, 1 H), 6.61-6.58 (d, $J = 9.6$ Hz, 1 H), 5.11-5.08 (br s, 1 H), 4.93 (s, 2 H), 1.93 (s, 3 H), 1.50-1.48 (d, $J = 6.8$ Hz, 6 H); MS (ESI) m/z : 346 $[\text{M} + \text{H}]^+$.



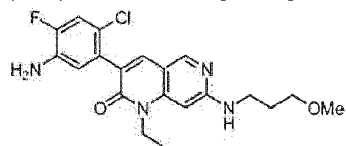
[0085] Example A21: A mixture of **Example A20** and (4-methoxy-benzyl)-methyl-amine (4.5 g, 30 mmol) was heated to 180°C under a N_2 atmosphere for 8 h. The excess (4-methoxy-benzyl)-methyl-amine was removed under reduced pressure to give the crude product, which was suspended in 50% aqueous acetic acid and stirred for 30 min. The mixture was extracted with EtOAc (3x) and the combined organics were washed with brine, dried (MgSO_4) and concentrated to give 7-((4-methoxybenzyl)(methyl)amino)-3-(5-amino-4-fluoro-2-methylphenyl)-1-isopropyl-1,6-naphthyridin-2(1H)-one (1.0 g, 76.9% yield), which was used in the next step without further purification.

[0086] To a solution of 7-((4-methoxybenzyl)(methyl)amino)-3-(5-amino-4-fluoro-2-methylphenyl)-1-isopropyl-1,6-naphthyridin-2(1H)-one (1.0 g, 2.2 mmol) in DCM (10 mL) was added TFA (3 mL) at RT. The resulting mixture was stirred at RT for 6 h, then washed with H_2O (6x). The combined aqueous layers were neutralized with $\text{NH}_3 \cdot \text{H}_2\text{O}$, extracted with DCM (3x) and the combined organic layers were washed with brine, dried (Na_2SO_4), filtered and concentrated to give 3-(5-amino-4-fluoro-2-methylphenyl)-1-isopropyl-7-(methylamino)-1,6-naphthyridin-2(1H)-one (0.5 g, 66.8% yield). ^1H NMR (400 MHz, $\text{DMSO}-d_6$): δ 8.41 (s, 1 H), 7.60 (s, 1 H), 6.95 (m, 1 H), 6.90 (d, $J = 12.4$ Hz, 1 H), 6.65 (d, $J = 9.2$ Hz, 1 H), 6.50 (s, 1 H), 5.21 (br s, 1 H), 4.95 (s, 2 H), 2.92 (d, $J = 4.8$ Hz, 3 H), 2.02 (s, 3 H), 1.58 (d, $J = 6.8$ Hz, 6 H); MS (ESI) m/z : 341.2 $[\text{M} + \text{H}]^+$.

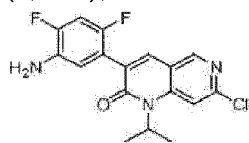


[0087] Example A22: **Example A3** (0.50 g, 1.420 mmol), 4-aminotetrahydropyran (0.431 g, 4.26 mmol) and TEA (0.394 mL, 2.84 mmol) were combined in NMP (5 mL) and the mixture was heated at 180°C under microwave irradiation for 6 h. Additional 4-aminotetrahydropyran

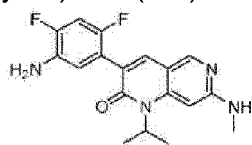
(0.2 mL) was added and the mixture was heated at 180°C under microwave irradiation for 3 h more. The mixture was quenched with water and extracted with EtOAc (3x). The organics were washed with 5% LiCl, then brine, dried (Na₂SO₄), concentrated to dryness and purified by silica gel column chromatography (MeOH/DCM) to obtain 3-(5-amino-2-chloro-4-fluorophenyl)-1-ethyl-7-(tetrahydro-2H-pyran-4-ylamino)-1,6-naphthyridin-2(1H)-one (0.31 g, 52% yield). MS (ESI) m/z: 417.1 [M+H]⁺.



[0088] Example A23: Example A3 (0.4 g, 1.14 mmol) and 3-methoxypropylamine (0.5 g, 5.69 mmol) were combined in NMP (5 mL) and heated at 120°C for 24 h. The mixture was poured in water, extracted with EtOAc (2x) and the combined organics were washed with brine, dried (Na₂SO₄), concentrated to dryness and purified by silica gel chromatography (MeOH/DCM) to afford 3-(5-amino-2-chloro-4-fluorophenyl)-1-ethyl-7-(3-methoxypropylamino)-1,6-naphthyridin-2(1H)-one (409 mg, 89% yield) as an orange solid. ¹H NMR (400 MHz, DMSO-*d*₆): δ 8.36 (s, 1 H), 7.64 (s, 1 H), 7.18 (d, J = 11.2 Hz, 1 H), 7.04 (t, J = 5.6 Hz, 1 H), 7.20 (d, J = 8.8 Hz, 1 H), 6.27 (s, 1 H), 5.30 (s, 2 H), 4.09 (q, J = 6.8 Hz, 2 H), 3.41-3.30 (m, 4 H), 3.23 (s, 3 H), 1.80-1.73 (m, 2 H), 1.18 (t, J = 6.8 Hz, 3 H); MS (ESI) m/z: 405.1 [M+H]⁺.

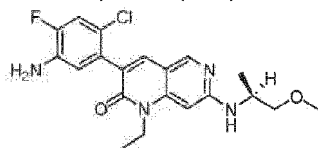


[0089] Example A24: A solution of Example C4 (5 g, 23.2 mmol), Example B2 (4.6 g, 23.2 mmol) and Cs₂CO₃ (15g, 2eq) in DMF were heated at 80°C overnight. The mixture was poured into water and extracted with EtOAc. The combined organic layers were washed with brine, dried (Na₂SO₄), concentrated to dryness and purified by silica gel chromatography to give 3-(5-amino-2,4-difluorophenyl)-7-chloro-1-isopropyl-1,6-naphthyridin-2(1H)-one (4 g, 49% yield). MS (ESI) m/z: 350.2 [M + H]⁺.

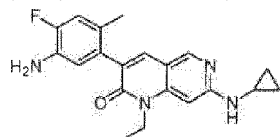


[0090] Example A25: A mixture of Example A24 (4 g, 11.5 mmol) and methylamine (30mL) was heated to 100°C in a sealed vessel for 12 h, then cooled to RT. The mixture was concentrated and residue was washed with EtOAc to give 3-(5-amino-2,4-difluorophenyl)-1-isopropyl-7-(methylamino)-1,6-naphthyridin-2(1H)-one (3.5 g, 90% yield). ¹H NMR (400 MHz, DMSO-*d*₆): δ 8.40 (s, 1 H), 7.70 (s, 1 H), 7.05 (t, J = 10 Hz, 1 H), 6.98 (m, 1 H), 6.81 (t, J = 7.6

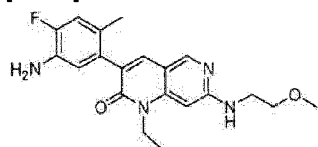
Hz, 1 H), 6.45 (s, 1 H), 5.10 (br s, 1 H), 5.06 (s, 2 H), 2.87 (d, J = 4.8 Hz, 3 H), 1.53 (d, J = 6.8 Hz, 6 H); MS (ESI) m/z: 345.1 [M + H]⁺.



[0091] Example A26: Example A3 (0.150 g, 0.426 mmol) and (S)-(+)-1-methoxy-2-propylamine (0.228 g, 2.56 mmol) were combined in NMP (4 mL) and heated in the microwave at 180°C for 18 h. After cooling, the reaction was diluted with satd. LiCl and extracted with EtOAc (2x). The combined organics were washed successively with satd. LiCl (1x), H₂O (1x), and brine (1x), dried (MgSO₄), filtered and evaporated. The crude product was purified by silica gel chromatography (EtOAc/Hex) to afford (S)-3-(5-amino-2-chloro-4-fluorophenyl)-1-ethyl-7-(1-methoxypropan-2-ylamino)-1,6-naphthyridin-2(1H)-one (0.13 g, 75% yield). MS (ESI) m/z: 405.1 (M+H⁻), 407.1 (M+2+H⁺).

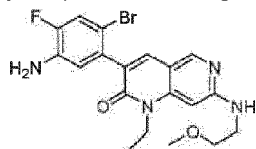


[0092] Example A27: A solution of **Example A6** (500 mg, 1.507 mmol) and cyclopropylamine (860 mg, 15.07 mmol) in EtOH (15 mL) was heated at 100°C in a sealed vessel. After 20 h the reaction mixture was treated with additional cyclopropylamine (860 mg, 15.07 mmol) and catalytic DMAP (10 mg) and heated at 100°C for 23 h, then 115°C for 10 days. The mixture was cooled to RT, concentrated to dryness and the resulting residue dissolved in EtOAc (30 mL) and washed successively with water (30 mL), satd. NaHCO₃ (30 mL) and brine (30 mL). The organic phase was dried over Na₂SO₄, concentrated to dryness and purified by reverse phase chromatography (MeCN/H₂O with 0.1% TFA). The aqueous solution was treated with satd. NaHCO₃ (5 mL) and allowed to stand. A solid formed which was collected by filtration to yield 3-(5-amino-4-fluoro-2-methylphenyl)-7-(cyclopropylamino)-1-ethyl-1,6-naphthyridin-2(1H)-one (124 mg, 23% yield). ¹H NMR (400 MHz, DMSO-*d*₆): δ 8.36 (s, 1 H), 7.60 (s, 1 H), 7.28 (s, 1 H), 6.83 (d, 1 H), 6.58 (d, 1 H), 6.38 (s, 1 H), 4.87 (s, 2 H), 4.18-4.12 (m, 2 H), 2.59 (m, 1 H), 1.94 (s, 3 H), 1.21 (t, 3 H), 0.75 (m, 2 H), 0.47 (m, 2 H); MS (ES-API) m/z: 353.1 [M+H]⁺.

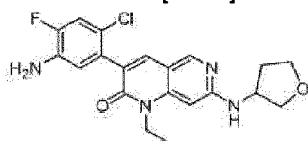


[0093] Example A28: To a suspension of **Example A6** (0.500 g, 1.507 mmol) in dioxane (10 mL) was added 2-methoxyethylamine (2 mL, 23.22 mmol) and the mixture was heated at

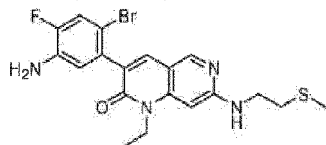
100°C for 40 h. Solvent from the reaction mixture was evaporated and the residue was diluted with water (50 mL) and extracted with EtOAc (3x). The combined organic layers were washed with brine, dried, and the solvent evaporated to provide 3-(5-amino-4-fluoro-2-methylphenyl)-1-ethyl-7-(2-methoxyethylamino)-1,6-naphthyridin-2(1H)-one (405 mg, 73% yield) as an orange-yellow solid. MS(ESI) m/z : 371.2 [M+H]⁺.



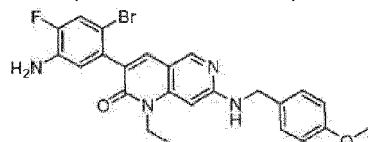
[0094] Example A29: A solution of **Example A13** (0.500 g, 1.261 mmol) and 2-methoxyethylamine (0.947 g, 12.61 mmol) in NMP (5 mL) was heated at 120°C. After 4 h the reaction mixture was cooled and partitioned between EtOAc and water. The organic layer was separated and the aqueous layer was extracted with additional EtOAc (1x). The combined organic layers were washed with brine, dried and the solvent evaporated to provide 3-(5-amino-2-bromo-4-fluorophenyl)-1-ethyl-7-(2-methoxyethylamino)-1,6-naphthyridin-2(1H)-one (0.486 g, 89% yield) as brownish mass. ¹H NMR (400 MHz, DMSO-*d*₆): δ 8.37 (s, 1 H), 7.62 (s, 1 H), 7.30 (d, J = 12 Hz, 1 H), 7.04 (m, 1 H), 6.72 (d, J = 10 Hz, 1 H), 6.39 (s, 1 H), 5.33 (s, 2 H), 4.08 (m, 2 H), 3.50 (m, 4 H), 3.27 (s, 3 H), 1.18 (t, J = 6 Hz, 3 H); MS(ESI) m/z : 435.1/437.1 [M+H]⁺.



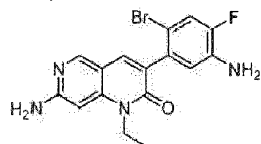
[0095] Example A30: To a solution of **Example A3** (2.0 g, 5.7 mmol) in NMP (10 mL) was added tetrahydro-furan-3-ylamine (1.5 g, 17.2 mmol) and DBU (1.7 g, 11.4 mmol). Nitrogen was bubbled through the mixture for 5 min and then it was heated in the microwave at 180°C for 1 h. The reaction mixture was cooled to RT, poured into water and extracted with EtOAc (3x). The combined organics were washed with brine, dried over Na₂SO₄, concentrated under reduced pressure and purified by silica gel chromatography to give 3-(5-amino-2-chloro-4-fluorophenyl)-1-ethyl-7-(tetrahydrofuran-3-ylamino)-1,6-naphthyridin-2(1H)-one (0.57 g, 25% yield). ¹H NMR (400 MHz, DMSO-*d*₆): δ 8.39 (s, 1 H), 7.66 (s, 1 H), 7.27 (d, J = 6.4 Hz, 1 H), 7.18 (d, J = 11.2 Hz, 1 H), 6.72 (d, J = 9.6 Hz, 1 H), 6.33 (s, 1 H), 5.31 (s, 2 H), 4.46-4.42 (m, 1 H), 4.08 (q, J = 6.8 Hz, 2 H), 3.89-3.81 (m, 2 H), 3.75-3.69 (m, 1 H), 3.55-3.52 (m, 1 H), 2.22-2.17 (m, 1 H), 1.83-1.79 (m, 1 H), 1.20 (t, J = 6.8 Hz, 3 H).



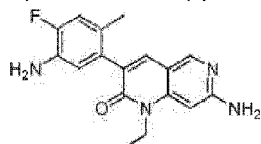
[0096] Example A31: Example A13 (0.165 g, 0.416 mmol) and 2-(thiomethyl)ethylamine (0.38 g, 4.16 mmol) were combined in NMP (2 mL) and the solution was heated in the microwave at 180°C for 5 h. The mixture was poured into water (30 mL) and the resultant suspension was filtered, washed with water and dried to afford 3-(5-amino-2-bromo-4-fluorophenyl)-1-ethyl-7-(2-(methylthio)ethylamino)-1,6-naphthyridin-2(1H)-one (0.19 g, 100% yield) as an off-white solid. ¹H NMR (400 MHz, DMSO-*d*₆): δ 8.37 (s, 1 H), 7.62 (s, 1 H), 7.30 (d, J = 10.8 Hz, 1 H), 7.15 (t, J = 6.8 Hz, 1 H), 7.32 (d, J = 8.8 Hz, 1 H), 6.33 (s, 1 H), 5.33 (s, 2 H), 4.09 (q, J = 7.2 Hz, 2 H), 3.53 (q, J = 7.2 Hz, 2 H), 2.66 (t, J = 6.8 Hz, 2 H), 2.10 (s, 3 H), 1.18 (t, J = 7.2 Hz, 3 H); MS (ESI) m/z: 451.1 [M+H]⁺.



[0097] Example A32: Example A13 (2.5 g, 6.35 mmol) and 4-methoxybenzylamine (50 mL) were combined and heated at 140°C overnight. The reaction mixture was cooled to RT, then poured into water. The resulting solid was collected via filtration, dried and purified by silica gel chromatography (EtOAc/pct ether) to give 7-(4-methoxybenzylamino)-3-(5-amino-2-bromo-4-fluorophenyl)-1-ethyl-1,6-naphthyridin-2(1H)-one (2.5 g, 81% yield). ¹H NMR (400 MHz, DMSO-*d*₆): δ 8.35 (s, 1 H), 7.59 (s, 1 H), 7.51-7.48 (t, J = 5.6 Hz, 1 H), 7.29 (s, 1 H), 7.26 (d, J = 8.4 Hz, 2 H), 6.85 (d, J = 8.4 Hz, 2 H), 6.70 (d, J = 9.6 Hz, 1 H), 6.27 (s, 1 H), 5.31 (s, 2 H), 4.45 (d, J = 5.6 Hz, 2 H), 4.06-4.01 (q, J = 6.8 Hz, 2 H), 3.53 (s, 3 H), 1.10-1.07 (t, J = 6.8 Hz, 3 H).

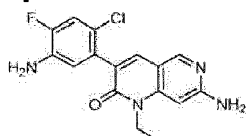


[0098] Example A33: Example A32 (2.5 g, 13.8 mmol) in TFA (30 mL) was stirred at 50-60°C for 2 days. The mixture was concentrated, dissolved in EtOAc (100 mL) and washed with satd. NaHCO₃ (3x), then brine (3x). The organic layer was dried with Na₂SO₄, and concentrated to obtain crude product. Hydrochloric acid (6 M, 100 mL) was added to the residue and the solution was washed with EtOAc (3x). The aqueous layer was neutralized with satd. NaHCO₃ and then extracted with EtOAc (3x). The organic layers were washed with brine (1x), dried and concentrated to give 7-amino-3-(5-amino-2-bromo-4-fluorophenyl)-1-ethyl-1,6-naphthyridin-2(1H)-one (1 g, 53% yield). ¹H NMR (400 MHz, DMSO-*d*₆): δ 8.56 (s, 1 H), 7.79 (s, 1 H), 7.73 (s, 2 H), 7.37 (d, J = 10.8 Hz, 1 H), 6.77 (s, 1 H), 6.73 (d, J = 7.6 Hz, 1 H), 5.89-5.03 (br s, 2 H), 4.14-4.08 (q, J = 6.8 Hz, 2 H), 1.25-1.21 (t, J = 6.8 Hz, 3 H).

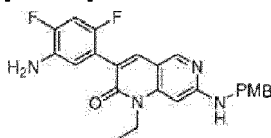


[0099] Example A34: A solution of **Example A6** (2.5 g, 7.5 mmol) and 4-methoxybenzylamine (30 mL) was refluxed at 140°C for 2 h. After cooling to RT, the reaction mixture was poured into a 20% aq. solution of acetic acid and stirred for 0.5 h. The mixture was filtered to provide 7-(4-methoxybenzylamino)-3-(5-amino-4-fluoro-2-methylphenyl)-1-ethyl-1,6-naphthyridin-2(1H)-one.

[0100] TFA (2 mL, 26.9 mmol) was added to a solution of 7-(4-methoxybenzylamino)-3-(5-amino-4-fluoro-2-methylphenyl)-1-ethyl-1,6-naphthyridin-2(1H)-one in DCM (10 mL) and the reaction mixture was refluxed at 50°C for 2 h. After cooling to RT, the reaction mixture was washed with water and the combined aqueous layers were neutralized with satd. NaHCO₃. The aqueous layer was extracted with EtOAc (3x) and the extracts were dried (Na₂SO₄) and concentrated to give 7-amino-3-(5-amino-4-fluoro-2-methylphenyl)-1-ethyl-1,6-naphthyridin-2(1H)-one (0.9 g, 46% yield, over 2 steps). ¹H NMR (300 MHz, DMSO-*d*₆): δ 8.30 (s, 1 H), 7.56 (s, 1 H), 6.83 (d, *J* = 12.3 Hz, 1 H), 6.57 (d, *J* = 9.6 Hz, 1 H), 6.40 (s, 2 H), 6.32 (s, 1 H), 4.85 (s, 2 H), 4.07 (q, *J* = 6.9 Hz, 2 H), 1.94 (s, 3 H), 1.19 (t, *J* = 6.9 Hz, 3 H); MS (ESI) *m/z*: 313.3 [M + H]⁺.

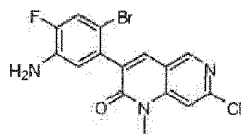


[0101] Example A35: **Example A9** (2 g, 4.4 mmol) in TFA (10 mL) was stirred at 60°C overnight, cooled to RT, added to water (10 mL) and extracted with EtOAc (3x). The combined organics layers were washed with brine, dried over Na₂SO₄, concentrated in vacuo, and purified by silica gel chromatography to afford 7-amino-3-(5-amino-2-chloro-4-fluorophenyl)-1-ethyl-1,6-naphthyridin-2(1H)-one (870 mg, 59 % yield). ¹H NMR (400 MHz, DMSO-*d*₆): δ 8.35 (s, 1 H), 7.68 (s, 1 H), 7.21 (d, *J* = 10.8 Hz, 1 H), 6.75 (d, *J* = 9.6 Hz, 1 H), 6.52 (s, 2 H), 6.35 (s, 1 H), 5.33 (s, 2 H), 4.09 (q, *J* = 6.8 Hz, 2 H), 1.22 (t, *J* = 6.8 Hz, 3 H); MS (ESI) *m/z*: 333.2 [M + H]⁺.

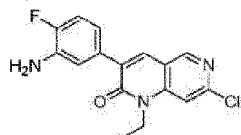


[0102] Example A36: A solution of **Example A18** (1 g, 3 mmol) in (4-methoxyphenyl)methanamine (10 mL) was heated at 130°C overnight. The mixture was cooled to RT, poured into a mixture of 1:1 acetic acid and water (10 mL), stirred for 30 minutes, and extracted with EtOAc (2x). The combined organic layers were washed with brine, dried over Na₂SO₄, filtered, and the filtrate concentrated to give a crude product which was purified by silica gel chromatography to give 7-(4-methoxybenzylamino)-3-(5-amino-2,4-difluorophenyl)-1-

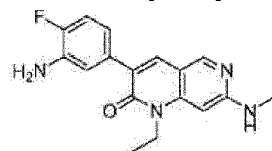
ethyl-1,6-naphthyridin-2(1H)-one (1 g, 69% yield). $^1\text{H NMR}$ (400 MHz, $\text{DMSO-}d_6$): δ 8.40 (s, 1 H), 7.74 (s, 1 H), 7.57-7.54 (m, 1 H), 7.30 (d, $J = 8.4$ Hz, 2 H), 7.08-7.03 (m, 1 H), 6.90 (d, $J = 4.4$ Hz, 2 H), 6.78-6.72 (m, 1 H), 6.30 (s, 1 H), 5.02 (s, 2 H), 4.49 (d, $J = 6.0$ Hz, 2 H), 4.11-4.09 (q, $J = 7.2$ Hz, 2 H), 3.72 (s, 3 H), 1.14-1.11 (t, $J = 6.8$ Hz, 3 H).



[0103] Example A37: To a solution of **Example B3** (1 g, 5.5 mmol) and **Example C5** (1.53 g, 5.5 mmol) in DMA (10 mL) was added $\text{KF}/\text{Al}_2\text{O}_3$ (3 g), and the mixture was stirred at RT for 10 min. The reaction mixture was filtered, the filtrate concentrated and the residue poured into water. The resulting solid was collected via filtration, washed with water, dried under *vacuum* and washed with MTBE to give 3-(5-amino-2-bromo-4-fluoro-phenyl)-7-chloro-1-methyl-1H-[1,6]naphthyridin-2-one (1.5 g, 67% yield). $^1\text{H NMR}$ (400 MHz, $\text{DMSO-}d_6$): δ 8.76 (s, 1 H), 7.99 (s, 1 H), 7.66 (s, 1 H), 7.37 (d, $J = 11.2$, 1 H), 6.75 (d, $J = 9.6$ Hz, 1 H), 5.44 (s, 2 H), 3.62 (s, 3 H).

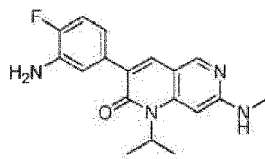


[0104] Example A38: A solution of **Example B1** (6.0 g, 0.033 mol), ethyl 2-(3-amino-4-fluorophenyl)acetate (6.4 g, 0.033 mol) and K_2CO_3 (9.17 g, 0.066 mol) in DMF (100 mL) was heated to 80°C overnight. The reaction mixture was poured into the water and extracted with EtOAc (3x). The combined extracts were washed with brine (3x), dried (MgSO_4), concentrated in *vacuo* and purified by chromatography to provide 3-(3-amino-4-fluorophenyl)-7-chloro-1-ethyl-1,6-naphthyridin-2(1H)-one (7.0 g, 68% yield). $^1\text{H NMR}$ (400 MHz, $\text{DMSO-}d_6$): δ 8.75 (s, 1 H), 8.07 (s, 1 H), 7.67 (s, 1 H), 7.13 (dd, $J = 8.8, 2.0$ Hz, 1 H), 7.02 (dd, $J = 11.6, 8.4$ Hz, 1 H), 6.80 (m, 1 H), 5.20 (s, 2 H), 4.25 (q, $J = 6.8$ Hz, 2 H), 1.19 (t, $J = 6.8$ Hz, 3 H); MS (ESI) m/z : 318.2 $[\text{M}+\text{H}]^+$.



[0105] Example A39: Using the 2-step procedure of Example A4 and A5, **Example A38** (0.85 g, 2.7 mmol) and 4-methoxybenzylmethylamine (10 mL) were combined to provide 3-(3-amino-4-fluorophenyl)-1-ethyl-7-(methylamino)-1,6-naphthyridin-2(1H)-one (0.45 g, 32% yield, 2 steps). $^1\text{H NMR}$ (300MHz, $\text{DMSO-}d_6$): δ 8.40 (s, 1 H), 7.77 (s, 1 H), 7.11 (d, $J = 9.0$ Hz, 1 H), 6.95 (m, 2 H), 6.76 (m, 1 H), 6.19 (s, 1 H), 5.09 (s, 2H), 4.14 (m, 2 H), 2.85 (br s, 3 H), 1.20 (t,

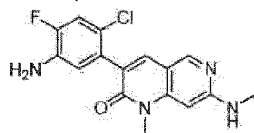
J = 6.0, 3 H); MS (ESI) m/z (M+H⁺): 313.3.



[0106] Example A40: KF/Al₂O₃ (40 wt %, 10 g, 69 mmol) was added to a solution of **Example B2** (6 g, 30 mmol) and ethyl (3-amino-4-fluorophenyl)acetate (6 g, 30 mmol) in DMA (80 mL) and stirred at RT for 1 h. The mixture was filtered and the filtrate was concentrated under vacuum. The residue was poured into water, and the precipitate was collected by filtration, washed with Et₂O, and dried in vacuo to give 3-(3-amino-4-fluorophenyl)-7-chloro-1-isopropyl-1,6-naphthyridin-2(1H)-one (7 g, 70% yield). ¹H NMR (400 Hz, DMSO-d₆): δ 8.71 (s, 1 H), 8.00 (s, 1 H), 7.76 (s, 1 H), 7.11 (dd, J = 9.2, 2.4 Hz, 1 H), 7.05 (dd, J = 11.6, 8.4 Hz, 1 H), 6.76 (m, 1 H), 5.18 (s, 2 H), 5.15 (m, 1 H), 1.52 (d, J = 7.2 Hz, 1 H); MS (ESI) m/z: 332.0 [M+H]⁺.

[0107] A mixture of 3-(3-amino-4-fluorophenyl)-7-chloro-1-isopropyl-1,6-naphthyridin-2(1H)-one (4 g, 12.1 mmol) and (4-methoxybenzyl)methylamine (15 mL) was degassed under reduced pressure, then heated to 180°C under N₂ for 4 h. After cooling, the reaction mixture was diluted with Et₂O. The precipitate was filtered, washed with Et₂O and dried in vacuo to give 3-(3-amino-4-fluoro-phenyl)-1-isopropyl-7-[(4-methoxybenzyl)-methyl-amino]-1H-[1,6]naphthyridin-2-one (5.3 g) as a solid contaminated with (4-methoxybenzyl)methylamine HCl salt.

[0108] The above prepared 3-(3-amino-4-fluoro-phenyl)-1-isopropyl-7-[(4-methoxybenzyl)-methyl-amino]-1H-[1,6]naphthyridin-2-one (5.3 g) was combined with TFA (50 mL) in DCM (150 mL) and heated at reflux overnight. The volatiles were removed under reduced pressure, the residue dissolved in 10% HCl and washed with EtOAc (3x). The aqueous layer was made basic (pH=11), extracted with EtOAc and the combined organics were dried (Na₂SO₄) and concentrated to give 3-(3-amino-4-fluoro-phenyl)-1-isopropyl-7-methylamino-1H-[1,6]naphthyridin-2-one (1.26 g, 32% yield over two steps). ¹H NMR (400 MHz, DMSO-d₆): δ 8.36 (s, 1 H), 7.70 (s, 1 H), 7.06 (dd, J = 8.4, 2.0 Hz, 1 H), 6.94 (dd, J = 11.6, 8.4 Hz, 1 H), 6.88 (m, 1 H), 6.72 (m, 1 H), 6.39 (s, 1 H), 5.07 (m, 1 H), 5.06 (s, 2 H), 2.83 (d, J = 4.8 Hz, 1 H), 1.51 (d, J = 6.8 Hz, 6 H); MS (ESI) m/z: 327.1 [M+H]⁺.

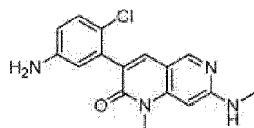


[0109] Example A41: **Example C2** (3 g, 12.9 mmol), **Example B3** (2.2 g, 12.9 mmol) and KF/Al₂O₃ (40 %, 6 g, 41 mmol) were combined in DMA (40 mL) and the resultant mixture was stirred at RT for 1 h. The mixture was filtered and the filtrate was concentrated in vacuo. The

residue was washed with Et₂O to give 3-(5-amino-2-chloro-4-fluorophenyl)-7-chloro-1-methyl-1,6-naphthyridin-2(1H)-one (2.6 g, 60% yield). ¹H NMR (300 MHz, DMSO-d₆): δ 8.74 (s, 1 H), 8.00 (s, 1 H), 7.63 (s, 1 H), 7.23 (d, J = 11.2 Hz, 1 H), 6.75 (d, J = 9.2 Hz, 1 H), 5.40 (s, 2 H), 3.60 (s, 3 H); MS (ESI) m/z: 338.1[M+H]⁺.

[0110] A mixture of 3-(5-amino-2-chloro-4-fluorophenyl)-7-chloro-1-methyl-1,6-naphthyridin-2(1H)-one (2.5 g, 7.4 mmol) and 4-methoxy-N-methylbenzylamine (4 mL) was heated to 180°C under N₂ for 3 h. After cooling, the reaction mixture was diluted with Et₂O. The precipitate was filtered, washed with water, and dried to give 7-((4-methoxybenzyl)(methyl)amino)-3-(5-amino-2-chloro-4-fluorophenyl)-1-methyl-1,6-naphthyridin-2(1H)-one (3 g, 89% yield). ¹H NMR (400 MHz, DMSO-d₆): δ 8.47 (s, 1 H), 7.77 (s, 1 H), 7.22 (m, 2 H), 7.17 (d, J = 8.0 Hz, 2 H), 6.86 (d, J = 8.4 Hz, 2 H), 5.86 (d, J = 9.6 Hz, 1 H), 6.30 (s, 1 H), 5.32 (s, 2 H), 4.87 (s, 1 H), 3.72 (s, 3 H), 3.52 (s, 3 H), 3.09 (s, 3 H); MS (ESI) m/z: 453.2[M+H]⁺.

[0111] A solution of 7-((4-methoxybenzyl)(methyl)amino)-3-(5-amino-2-chloro-4-fluorophenyl)-1-methyl-1,6-naphthyridin-2(1H)-one (3 g, 6.6 mmol) in DCM (50 mL) was treated with TFA (20 mL) and the mixture was heated to reflux overnight. The mixture was concentrated under reduced pressure, the residue was dissolved in 10% HCl (50 mL), washed with EtOAc, neutralized with satd. NaHCO₃ and extracted with EtOAc (3x). The combined organics were washed with brine, dried (Na₂SO₄) and concentrated in vacuo to give 3-(5-amino-2-chloro-4-fluorophenyl)-1-methyl-7-(methylamino)-1,6-naphthyridin-2(1H)-one (1.6 g, 72% yield). ¹H NMR (300 MHz, DMSO-d₆): δ 8.36 (s, 1 H), 7.66 (s, 1 H), 7.17 (d, J = 10.8 Hz, 1 H), 7.05 (m, 1 H), 6.71 (d, J = 9.6 Hz, 1), 6.15 (s, 1 H), 5.30 (s, 2 H), 3.47 (s, 3 H), 3.42 (s, 1 H), 2.84 (d, J = 4.4 Hz, 3 H); MS (ESI) m/z: 333.1 [M+H]⁺

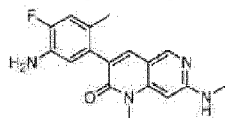


[0112] Example A42: Example B3 (3.2 g, 18.8 mmol), **Example C6** (4.0 g, 18.8 mmol) and Cs₂CO₃ (12.3 g, 37.6 mmol) were combined in DMF (80 mL) and heated to 80°C for 4 h. The reaction mixture was poured into water (600 mL) and the precipitate was collected by filtration and dried under reduced pressure to give 3-(5-amino-2-chlorophenyl)-7-chloro-1-methyl-1,6-naphthyridin-2(1H)-one (5.0 g, 83% yield). ¹H NMR (400 MHz, DMSO-d₆): δ 8.74 (s, 1 H), 7.97 (s, 1 H), 7.63 (s, 1H), 7.09 (d, J = 8.4 Hz, 1 H), 6.57 (dd, J = 8.4 Hz, 2.8 Hz, 1 H), 6.52 (s, 1 H), 5.31 (s, 2 H), 3.60 (s, 3 H).

[0113] A mixture of 3-(5-amino-2-chlorophenyl)-7-chloro-1-methyl-1,6-naphthyridin-2(1H)-one (5 g, 15.67 mmol), 4-methoxybenzylmethylamine (3.6 g, 23.5 mmol) and DBU (3.7 g, 23.5 mmol) in NMP (80 mL) was heated at 180°C under N₂ for 4 h. The reaction was cooled to RT and poured into water (600 mL). The precipitate was collected by filtration and dried in vacuo

to give 7-((4-methoxybenzyl)(methyl)amino)-3-(5-amino-2-chlorophenyl)-1-methyl-1,6-naphthyridin-2(1H)-one (6.5 g, 95% yield). $^1\text{H NMR}$ (400 MHz, DMSO-d_6): δ 8.46 (s, 1 H), 7.68 (s, 1 H), 7.16 (d, $J = 8.8$ Hz, 2 H), 7.06 (d, $J = 8.4$ Hz, 1 H), 6.85 (d, $J = 8.8$ Hz, 2 H), 6.54-6.51 (m, 2 H), 6.29 (s, 1 H), 5.23 (s, 2 H), 4.85 (s, 2 H), 3.69 (s, 3 H), 3.51 (s, 3 H), 3.07 (s, 3 H).

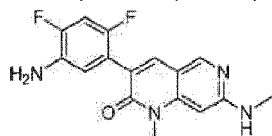
[0114] TFA (10 mL, 134 mmol) was added to a solution of 7-((4-methoxybenzyl)(methyl)amino)-3-(5-amino-2-chlorophenyl)-1-methyl-1,6-naphthyridin-2(1H)-one (4 g, 9.2 mmol) in DCM (50 mL) and heated to reflux for 3 h. The reaction mixture was concentrated under reduced pressure, dissolved in HCl, washed with EtOAc (3x), neutralized with satd. Na_2CO_3 and extracted with EtOAc (3x). The combined extracts were washed with brine, dried over Na_2SO_4 , concentrated under reduced pressure and purified by chromatography to give 3-(5-amino-2-chlorophenyl)-1-methyl-7-(methylamino)-1,6-naphthyridin-2(1H)-one (1.7 g, 58% yield). $^1\text{H NMR}$ (400 MHz, DMSO-d_6): δ 8.36 (s, 1 H), 7.63 (s, 1 H), 7.06-7.00 (m, 2 H), 6.54-6.50 (m, 2 H), 6.14 (s, 1 H), 5.21 (s, 2 H), 3.48 (s, 3 H), 2.84 (d, $J = 4.8$ Hz, 3 H); MS (ESI) m/z : 314.9 $[\text{M} + \text{H}]^+$.



[0115] Example A43: A solution of **Example B3** (2 g, 11.8 mmol) in DMA (40 mL) was treated with **Example C1** (2.5 g, 11.8 mmol), followed by $\text{KF/Al}_2\text{O}_3$ (40 wt %, 10 g, 68 mmol) and stirred at RT for 2 h. The mixture was filtered, the filtrate poured into water and the precipitate was collected by filtration and dried to give 3-(5-amino-4-fluoro-2-methylphenyl)-7-chloro-1-methyl-1,6-naphthyridin-2(1H)-one (2.5 g, 69% yield). $^1\text{H NMR}$ (300 MHz, DMSO-d_6): δ 8.72 (s, 1 H), 7.90 (s, 1 H), 7.62 (s, 1 H), 6.88 (d, $J = 12.3$ Hz, 1 H), 6.60 (d, $J = 6$ Hz, 1 H), 4.95 (s, 2 H), 3.60 (s, 3 H), 1.95 (s, 3 H); MS (ESI) m/z : 318.0 $[\text{M} + \text{H}]^+$.

[0116] 3-(5-amino-4-fluoro-2-methylphenyl)-7-chloro-1-methyl-1,6-naphthyridin-2(1H)-one (1.36 g, 4.28 mmol, 1.00 eq), 4-methoxy-N-methylbenzylamine (0.971 g, 6.42 mmol, 1.50 eq) and DBU (0.960 mL, 6.42 mmol, 1.50 eq) were combined in NMP (20 mL) and heated at 180°C under Ar overnight. The mixture was cooled to RT and poured onto H_2O (200 mL). The resulting solids were collected by filtration, rinsed very well with H_2O , dried on the filter to dampness and then dissolved in EtOAc. The solution was dried (MgSO_4), filtered and evaporated to afford 7-((4-methoxybenzyl)(methyl)amino)-3-(5-amino-4-fluoro-2-methylphenyl)-1-methyl-1,6-naphthyridin-2(1H)-one (1.86 g, 100% yield) as a brittle brown foam which was used as is in the next reaction. $^1\text{H NMR}$ (400 MHz, DMSO-d_6): δ 8.45 (s, 1H), 7.63 (s, 1H), 7.16 (d, $J = 8.8$ Hz, 2H), 6.85 (d, $J = 8.8$ Hz, 2H), 6.86-6.82 (m, 1H), 6.57 (d, $J = 9.6$ Hz, 1H), 6.29 (s, 1H), 4.88 (br s, 2H), 4.85 (s, 2H), 3.69 (s, 3H), 3.52 (s, 3H), 3.07 (s, 3H), 1.94 (s, 3H); MS (ESI) m/z : 433.3 $[\text{M} + \text{H}]^+$.

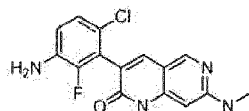
[0117] 7-((4-methoxybenzyl)(methyl)amino)-3-(5-amino-4-fluoro-2-methylphenyl)-1-methyl-1,6-naphthyridin-2(1H)-one (1.86 g, 4.3 mmol) and TFA (9.5 mL, 121 mmol) were combined and stirred at RT overnight. The mixture was treated slowly with 2M Na₂CO₃ until the mixture was just faintly basic, then stirred at RT for 1 h. The solids were collected by filtration, washed thoroughly with H₂O, dried partially in the air and then under high vacuum at 65°C. The crude product was purified by flash column chromatography (THF/EtOAc) to afford 3-(5-amino-4-fluoro-2-methylphenyl)-1-methyl-7-(methylamino)-1,6-naphthyridin-2(1H)-one (0.86 g, 64% yield) as an off-white solid. ¹H NMR (400 MHz, DMSO-d₆): δ 8.35 (s, 1 H), 7.58 (s, 1 H), 6.99 (q, J = 4.8 Hz, 1 H), 6.56 (d, J = 12.0 Hz, 1 H), 6.56 (d, J = 9.2 Hz, 1 H), 6.15 (s, 1 H), 4.87 (br s, 2 H), 3.48 (s, 3 H), 2.84 (d, J = 5.2 Hz, 3 H), 1.94 (s, 3 H); MS (ESI) m/z: 313.2 [M+H]⁺.



[0118] Example A44: Example B3 (2 g, 9.3 mmol), **Example C4** (1.6 g, 9.3 mmol) and KF/Al₂O₃ (40 %, 5 g, 34.4 mmol) were combined in DMA and stirred for 10 min. The reaction mixture was poured into water and extracted with EtOAc. The combined organic layers were washed with brine, dried (Na₂SO₄) and concentrated in vacuo. The residue was purified by chromatography to give 3-(5-amino-2,4-difluorophenyl)-7-chloro-1-methyl-1,6-naphthyridin-2(1H)-one (2 g, 68% yield). ¹H NMR (300 MHz, DMSO-d₆): δ 8.41 (s, 1 H), 7.73 (s, 1 H), 7.06-7.03 (m, 1 H), 6.81-6.75 (m, 1 H), 6.15 (s, 1 H), 4.98 (s, 2 H), 3.48 (s, 3 H); MS (ESI) m/z: 322.7 [M+H]⁺.

[0119] 3-(5-Amino-2,4-difluorophenyl)-7-chloro-1-methyl-1,6-naphthyridin-2(1H)-one (2.4 g, 7.5 mmol) and 4-methoxy-N-methylbenzylamine (10 mL) were combined in a sealed vessel and heated to 200°C overnight. The volatiles were removed in vacuo and the residue was purified by column chromatography to give 7-((4-methoxybenzyl)(methyl)amino)-3-(5-amino-2,4-difluorophenyl)-1-methyl-1,6-naphthyridin-2(1H)-one (3 g, 91% yield), which was used in the next step without further purification.

[0120] A solution of 7-((4-methoxybenzyl)(methyl)amino)-3-(5-amino-2,4-difluorophenyl)-1-methyl-1,6-naphthyridin-2(1H)-one (3 g, 6.8 mmol) in DCM (100 mL) was treated with TFA (20 mL) and stirred at RT for 6 h. The mixture was extracted with water and the combined aqueous layers were neutralized with NH₃·H₂O. The precipitate was collected by filtration and dried to give 3-(5-amino-2,4-difluorophenyl)-1-methyl-7-(methylamino)-1,6-naphthyridin-2(1H)-one (661 mg, 30% yield). ¹H NMR (300 MHz, DMSO-d₆): δ 8.39 (s, 1 H), 7.78 (s, 1 H), 7.08-6.93 (m, 2 H), 6.80 (dd, J = 10.2, 8.1 Hz, 1 H), 6.16 (s, 1 H), 5.00 (s, 2 H), 3.50 (s, 3 H), 2.84 (d, J = 4.8 Hz, 3 H); MS (ESI) m/z: 317.0 [M+H]⁺.





[0121] Example A45: A solution of 4-chloro-2-fluoroaniline (5.0 g, 34.3 mmol) in acetic acid (3 mL) was treated with acetic anhydride (6.45 mL, 68.7 mmol) and stirred at RT for 2 h. The mixture was poured onto ice water, stirred for 2 h and the resulting solid collected via filtration and dried to afford N-(4-chloro-2-fluorophenyl)acetamide (6.12 g, 95% yield). ¹H NMR (400 MHz, DMSO-d₆): δ 9.80 (s, 1 H), 7.91 (t, J = 8.7 Hz, 1 H), 7.45 (dd, J = 10.8, 2.4 Hz, 1 H), 7.22 (d, J = 8.9 Hz, 1 H), 2.07 (s, 3 H).

[0122] A -78°C solution of N-(4-chloro-2-fluorophenyl)acetamide (2.00 g, 10.66 mmol) in THF (40 mL), under Ar, was treated with butyl lithium (16.66 mL, 26.7 mmol), stirred at -78°C for 2.5 h, treated slowly with DMF (1.651 mL, 21.32 mmol), stirred for 15 min at -78°C and slowly warmed to RT. The mixture was stirred for 2 h, treated with satd. NH₄Cl, the layers separated and the aqueous layer extracted with EtOAc (1x). The combined organics were washed with brine, dried over Na₂SO₄, concentrated to dryness and purified via silica gel chromatography (EtOAc/Hex) to afford N-(4-chloro-2-fluoro-3-formylphenyl)acetamide (1.1 g, 48% yield) as an off-white solid. MS (ESI) m/z: 216.0 [M+H]⁺.

[0123] A 0°C solution of N-(4-chloro-2-fluoro-3-formylphenyl)acetamide (1.1 g, 5.10 mmol) in MeOH (10 mL) was treated portion-wise with sodium borohydride (0.193 g, 5.10 mmol), stirred at 0°C for 0.5 h, then warmed to RT and concentrated to dryness. The residue was treated with water, extracted with EtOAc (2x) and the combined organics were washed with brine, dried over Na₂SO₄ and concentrated to dryness to afford N-(4-chloro-2-fluoro-3-(hydroxymethyl)phenyl)acetamide (1.05 g, 95% yield) as a white solid. MS (ESI) m/z: 218.0 [M+H]⁺.

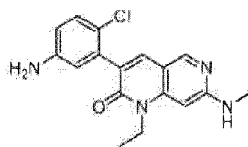
[0124] A 0°C solution of N-(4-chloro-2-fluoro-3-(hydroxymethyl)phenyl)acetamide (1.05 g, 4.82 mmol) and TEA (1.003 mL, 7.24 mmol) in DCM (30 mL) was treated slowly with methanesulfonyl chloride (0.414 mL, 5.31 mmol), warmed to RT and stirred for 2 h. The mixture was treated with satd. NaHCO₃, extracted with DCM (2x) and the combined organics were washed with brine, dried over Na₂SO₄ and concentrated to dryness to afford 3-acetamido-6-chloro-2-fluorobenzyl methanesulfonate (1.31 g, 74% yield) as an off-white solid. MS (ESI) m/z: 296.0 [M+H]⁺.

[0125] A solution of 3-acetamido-6-chloro-2-fluorobenzyl methanesulfonate (1.31 g, 3.54 mmol) in DMSO (10 mL) was treated with sodium cyanide (0.868 g, 17.72 mmol), stirred at RT overnight, treated with water and extracted with EtOAc (2x). The combined organics were washed with brine, dried over Na₂SO₄, concentrated to dryness and purified via silica gel chromatography (EtOAc/Hex) to afford N-(4-chloro-3-(cyanomethyl)-2-fluorophenyl)acetamide (630 mg, 78% yield) as a yellow solid. MS (ESI) m/z: 227.0 [M+H]⁺.

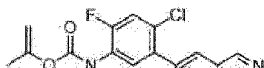
[0126] HCl gas was bubbled into 0°C EtOH (30 mL), added to N-(4-chloro-3-(cyanomethyl)-2-fluorophenyl)acetamide (0.28 g, 1.235 mmol) and heated at 80°C for 7 h. The mixture was cooled to RT, concentrated to dryness and the residue neutralized with satd. NaHCO₃. The mixture was extracted with EtOAc (2x) and the combined organics were washed with brine, dried over Na₂SO₄ and purified via silica gel chromatography (EtOAc/Hex) to afford ethyl 2-(3-amino-6-chloro-2-fluorophenyl)acetate (250 mg, 87% yield) as an off-white solid. MS (ESI) m/z: 232.1 [M+H]⁺.

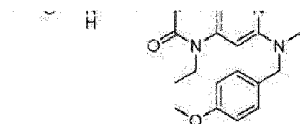
[0127] A solution of ethyl 2-(3-amino-6-chloro-2-fluorophenyl)acetate (0.252 g, 1.089 mmol) in DMA (5 mL) was treated with **Example B1** (0.201 g, 1.089 mmol) and KF on alumina (40%, 1.107 g, 7.62 mmol) and sonicated for 1 h. The mixture was diluted with EtOAc, filtered through diatomaceous earth and rinsed well with EtOAc. The filtrate was washed with water, then brine, dried over Na₂SO₄ and concentrated to dryness to afford crude 3-(3-amino-6-chloro-2-fluorophenyl)-7-chloro-1-ethyl-1,6-naphthyridin-2(1H)-one (450 mg, 117% yield) as a white amorphous solid which was used without further purification. MS (ESI) m/z: 352.0 [M+H]⁺.

[0128] A solution of 3-(3-amino-6-chloro-2-fluorophenyl)-7-chloro-1-ethyl-1,6-naphthyridin-2(1H)-one (0.45 g, 1.150 mmol) in dioxane (5 mL) was treated with methylamine (40% in water, 7.14 g, 92 mmol) and heated at 100°C overnight. The mixture was cooled to RT, treated with brine and extracted with EtOAc (2x). The combined organics were dried over Na₂SO₄, concentrated to dryness and purified via silica gel chromatography (MeOH/DCM) to afford 3-(3-amino-6-chloro-2-fluorophenyl)-1-ethyl-7-(methylamino)-1,6-naphthyridin-2(1H)-one (350 mg, 88% yield) as a white amorphous solid. ¹H NMR (500 MHz, DMSO-d₆): δ 8.41 (s, 1 H), 7.74 (s, 1 H), 7.07 (q, J = 4.9 Hz, 1 H), 7.03 (dd, J = 8.7, 1.3 Hz, 1 H), 6.77 (t, J = 9.0 Hz, 1 H), 6.25 (s, 1 H), 5.30 (s, 2 H), 4.15-4.13 (q, J = 7.0 Hz, 2 H), 2.87 (d, J = 4.9 Hz, 3 H), 1.21 (t, J = 7.0 Hz, 3 H); MS (ESI) m/z: 347.1 [M+H]⁺.

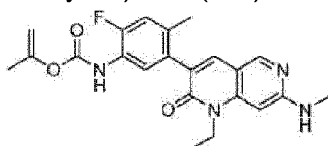


[0129] Example A46: Using the three-step procedure of Example A42, **Example B1** (3.5 g, 18.8 mmol), **Example C6** (4.0 g, 18.8 mmol), Cs₂CO₃ (12.3 g, 37.6 mmol), 4-methoxybenzylmethylamine (3.6 g, 23.5 mmol) and TFA (10 mL, 134 mmol) were combined to provide 3-(5-amino-2-chlorophenyl)-1-ethyl-7-(methylamino)-1,6-naphthyridin-2(1H)-one (1.68 g, 27% yield over 3 steps). ¹H NMR (400 MHz, DMSO-d₆): δ 8.36 (s, 1 H), 7.62 (s, 1 H), 7.05 (dd, J = 7.2, 2.0 Hz, 1 H), 6.96 (q, J = 4.8 Hz, 1 H), 6.54-6.50 (m, 2 H), 6.21 (s, 1 H), 5.21 (s, 2 H), 4.11 (q, J = 7.2 Hz, 2 H), 2.84 (d, J = 4.8 Hz, 3 H), 1.18 (t, J = 7.2 Hz, 3 H); MS (ESI) m/z: 329.2[M + H]⁺.

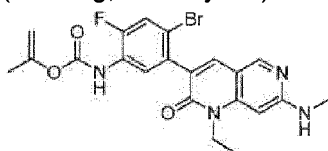




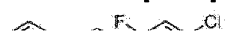
[0130] Example A47: A bi-phasic mixture of **Example A4** (1.00 g, 2.142 mmol) in EtOAc (25 mL) and satd. NaHCO₃ (25 mL) was treated with isopropenyl chloroformate (516 mg, 4.28 mmol) and stirred vigorously at RT for 3 h. Hexane (10 mL) was added and the resulting solid collected via filtration and dried. The layers of the filtrate were separated, the organic layer washed with brine, dried over Na₂SO₄, concentrated to dryness and combined with the above-isolated solid to afford prop-1-en-2-yl (4-chloro-5-(1-ethyl-7-((4-methoxybenzyl)(methyl)amino)-2-oxo-1,2-dihydro-1,6-naphthyridin-3-yl)-2-fluorophenyl)carbamate (1.168 g, 98% yield). MS (ESI) m/z: 551.2 [M+H]⁺.

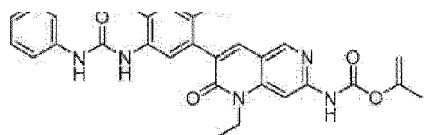


[0131] Example A48: A biphasic solution of **Example A2** (300 mg, 0.919 mmol) in EtOAc (10 mL) and satd. NaHCO₃ (10 mL) was treated with isopropenyl chloroformate (138 mg, 1.149 mmol) and stirred at RT for 6 h. Additional isopropenyl chloroformate (50 μL) was added and the mixture stirred at RT overnight. The layers were separated, the organic layer washed with brine, dried over Na₂SO₄ and concentrated to dryness to afford prop-1-en-2-yl (5-(1-ethyl-7-(methylamino)-2-oxo-1,2-dihydro-1,6-naphthyridin-3-yl)-2-fluoro-4-methylphenyl)carbamate (378 mg, 100% yield). MS (ESI) m/z: 411.2 [M+H]⁺.

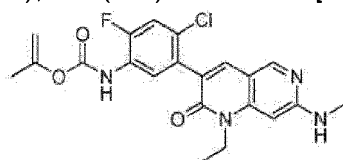


[0132] Example A49: A 0°C solution of **Example A14** (0.75 g, 1.917 mmol) in a biphasic mixture of 1:1:1 EtOAc/THF/satd. NaHCO₃ (90 mL) was treated with isopropenyl chloroformate (0.220 mL, 2.013 mmol), allowed to warm to RT and stirred overnight. Additional isopropenyl chloroformate (0.220 mL, 2.013 mmol) was added, the mixture stirred at RT for 3 h, then placed in the refrigerator overnight. The mixture was extracted with EtOAc (2x) and the combined organics were washed with brine, dried over Na₂SO₄ and concentrated to dryness to afford prop-1-en-2-yl (4-bromo-5-(1-ethyl-7-(methylamino)-2-oxo-1,2-dihydro-1,6-naphthyridin-3-yl)-2-fluorophenyl)carbamate (960 mg, 105% yield). ¹H NMR (400 MHz, DMSO-d₆): δ 9.81 (s, 1 H), 8.39 (s, 1 H), 7.72-7.61 (m, 3 H), 7.04 (m, 1 H), 6.23 (s, 1 H), 4.72 (d, J = 9.5 Hz, 2 H), 4.13 (m, 2 H), 2.85 (d, J = 4.8 Hz, 3 H), 1.91 (s, 3 H), 1.20 (t, J = 7.0 Hz, 3 H); MS (ESI) m/z: 475.1 [M+H]⁺.

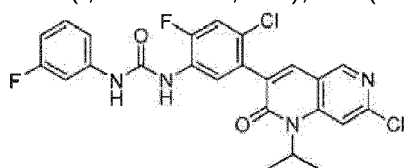




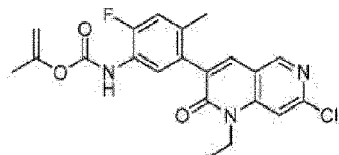
[0133] Example A50: A solution of **Example 21** (0.1 g, 0.221 mmol) in pyridine (5 mL) was treated with isopropenyl chloroformate (0.027 mL, 0.243 mmol) and stirred at RT overnight. Water was added and the resulting solid was collected via filtration and dried to afford prop-1-en-2-yl (3-(2-chloro-4-fluoro-5-(3-phenylureido)phenyl)-1-ethyl-2-oxo-1,2-dihydro-1,6-naphthyridin-7-yl)carbamate (105 mg, 89% yield). $^1\text{H NMR}$ (400 MHz, $\text{DMSO-}d_6$): δ 10.82 (s, 1 H), 9.10 (s, 1 H), 8.72 (d, $J = 2.6$ Hz, 1 H), 8.70 (s, 1 H), 8.23 (d, $J = 8.6$ Hz, 1 H), 7.99 (s, 1 H), 7.91 (s, 1 H), 7.57 (d, $J = 11.0$ Hz, 1 H), 7.41 (dd, $J = 8.2, 1.2$ Hz, 2 H), 7.26 (m, 2 H), 6.97 (t, $J = 7.4$ Hz, 1 H), 4.80-4.79 (m, 2 H), 4.21 (q, $J = 7.1$ Hz, 2 H), 1.96 (s, 3 H), 1.25 (t, $J = 7.1$ Hz, 3 H); MS (ESI) m/z : 536.1 $[\text{M}+\text{H}]^-$.



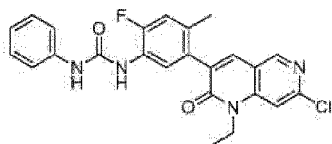
[0134] Example A51: A suspension of **Example A5** (0.154 g, 0.444 mmol) in EtOAc (2.5 mL) was treated with satd. NaHCO_3 (2.5 mL) and isopropenyl chloroformate (0.046 mL, 0.422 mmol) and the biphasic mixture stirred vigorously at RT for 3.5 h. Additional isopropenyl chloroformate (20 μL) was added and the mixture was stirred at RT overnight. The mixture was diluted with additional EtOAc and satd. NaHCO_3 and the layers separated. The organic layer was washed with brine, dried over MgSO_4 and concentrated to dryness. The resulting residue was dissolved in pyridine (1.5 mL), cooled to 0°C , treated with isopropenyl chloroformate (15 μL) and allowed to warm to RT. The mixture was re-cooled to 0°C , treated with additional isopropenyl chloroformate (7 μL) and allowed to warm to RT. The mixture was once again cooled to 0°C , treated with isopropenyl chloroformate (5 μL), allowed to warm to RT and stirred overnight. The mixture was concentrated to dryness, treated with brine and extracted with EtOAc (2x). The combined organics were dried over MgSO_4 , concentrated to dryness and purified via silica gel chromatography (EtOAc/Hex) to afford prop-1-en-2-yl (4-chloro-5-(1-ethyl-7-(methylamino)-2-oxo-1,2-dihydro-1,6-naphthyridin-3-yl)-2-fluorophenyl)carbamate (141 mg, 74% yield). $^1\text{H NMR}$ (400 MHz, $\text{DMSO-}d_6$): δ 9.80 (s, 1 H), 8.40 (s, 1 H), 7.75 (s, 1 H), 7.64 (s, 1 H), 7.55 (d, $J = 10.5$ Hz, 1 H), 7.05 (d, $J = 5.0$ Hz, 1 H), 6.23 (s, 1 H), 4.73 (m, 2 H), 4.13 (q, $J = 7.1$ Hz, 2 H), 2.85 (d, $J = 4.9$ Hz, 3 H), 1.91 (s, 3 H), 1.20 (t, $J = 7.0$ Hz, 3 H), MS (ESI) m/z : 431.1 $[\text{M}+\text{H}]^+$.



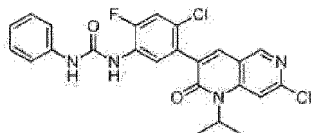
[0135] Example A52: A mixture of **Example A10** (200 mg, 0.546 mmol) and pyridine (173 mg, 2.184 mmol) in THF (5 mL) was treated with 3-fluorophenyl isocyanate (90 mg, 0.655 mmol) and stirred at RT overnight. The mixture was treated with water and EtOAc and most of the aqueous layer was removed. DMF was added, the mixture concentrated to dryness and purified via reverse-phase chromatography (MeCN/H₂O with 0.1% TFA). The organics were removed under reduced pressure and the aqueous residue was treated with satd. NaHCO₃ and allowed to stand at RT. The resulting solid was collected via filtration and dried to afford 1-(4-chloro-5-(7-chloro-1-isopropyl-2-oxo-1,2-dihydro-1,6-naphthyridin-3-yl)-2-fluorophenyl)-3-(3-fluorophenyl)urea (153 mg, 56% yield). ¹H NMR (400 MHz, DMSO-d₆): δ 9.31 (s, 1 H), 8.80 (s, 1 H), 8.76 (s, 1 H), 8.20 (d, J = 8.4 Hz, 1 H), 8.04 (s, 1 H), 7.84 (s, 1 H), 7.59 (d, J = 10.9 Hz, 1 H), 7.46 (d, J = 11.9 Hz, 1 H), 7.29 (m, 1 H), 7.07 (d, J = 8.2 Hz, 1 H), 6.79 (m, 1 H), 5.12 (m, 1 H), 1.52 (d, J = 6.6 Hz, 6 H); MS (ESI) m/z: 503.1 [M+H]⁺.



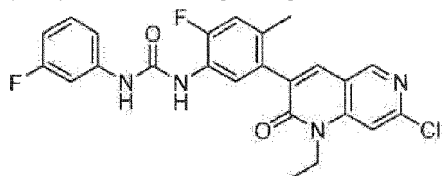
[0136] Example A53: A suspension of **Example A6** (0.161 g, 0.485 mmol) in EtOAc (2.5 mL) was treated with satd. NaHCO₃ (2.5 mL) followed by isopropenyl chloroformate (0.080 mL, 0.728 mmol) and the bi-phasic mixture stirred vigorously at RT for 2 h. The layers were separated, the organic layer washed with brine dried over MgSO₄ and concentrated to dryness to afford prop-1-en-2-yl (5-(7-chloro-1-ethyl-2-oxo-1,2-dihydro-1,6-naphthyridin-3-yl)-2-fluoro-4-methylphenyl)carbamate (100% yield assumed). MS (ESI) m/z: 416.1 [M+H]⁺.



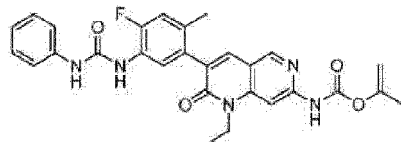
[0137] Example A54: A solution of **Example A6** (0.200 g, 0.603 mmol) and TEA (0.126 mL, 0.904 mmol) in THF (6 mL) was treated with phenyl isocyanate (0.066 mL, 0.603 mmol) and stirred at RT overnight. The resulting solid was collected via filtration and dried to afford 1-(5-(7-chloro-1-ethyl-2-oxo-1,2-dihydro-1,6-naphthyridin-3-yl)-2-fluoro-4-methylphenyl)-3-phenylurea (211 mg, 78% yield). ¹H NMR (400 MHz, DMSO-d₆): δ 9.01 (s, 1 H), 8.77 (s, 1 H), 8.51 (d, J = 2.3 Hz, 1 H), 8.01-7.98 (m, 2 H), 7.73 (s, 1 H), 7.41 (dd, J = 8.3, 1.2 Hz, 2 H), 7.25 (dd, J = 8.5, 7.3 Hz, 2 H), 7.17 (d, J = 12.2 Hz, 1 H), 6.97-6.90 (m, 1 H), 4.27 (q, J = 7.1 Hz, 2 H), 2.07 (s, 3 H), 1.21 (t, J = 7.0 Hz, 3 H); MS (ESI) m/z: 451.1 [M+H]⁺.



[0138] Example A55: A mixture of **Example A10** (700 mg, 1.911 mmol) and pyridine (605 mg, 7.65 mmol) in THF (15 mL) was treated with phenyl isocyanate (250 mg, 2.103 mmol) and stirred at RT for 19 h. The mixture was diluted with EtOAc, washed with satd. NaHCO₃, then brine, dried over Na₂SO₄, concentrated to dryness and purified via reverse-phase chromatography (MeCN/H₂O with 0.1% TFA). The organics were removed under reduced pressure, the aqueous residue treated with satd. NaHCO₃ and allowed to stand at RT. The resulting solid was collected via filtration and dried to afford 1-(4-chloro-5-(7-chloro-1-isopropyl-2-oxo-1,2-dihydro-1,6-naphthyridin-3-yl)-2-fluorophenyl)-3-phenylurea (325 mg, 35% yield). ¹H NMR (400 MHz, DMSO-d₆): δ 9.10 (s, 1 H), 8.76 (s, 1 H), 8.73 (m, 1 H), 8.23 (d, J = 8.6 Hz, 1 H), 8.04 (s, 1 H), 7.84 (s, 1 H), 7.58 (d, J = 11.0 Hz, 1 H), 7.41 (d, J = 8.0 Hz, 2 H), 7.27 (t, J = 7.9 Hz, 2 H), 6.97 (t, J = 7.4 Hz, 1 H), 5.11 (m, 1 H), 1.52 (d, J = 6.7 Hz, 6 H); MS (ESI) m/z: 485.1 [M+H]⁺.



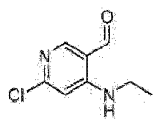
[0139] Example A56: A solution of **Example A6** (0.200 g, 0.603 mmol) and TEA (0.126 mL, 0.904 mmol) in THF (6 mL) was treated with 3-fluorophenyl isocyanate (0.083 ml, 0.723 mmol) and stirred at RT for 4 h. The mixture was concentrated to dryness and purified via silica gel chromatography (EtOAc/Hex). The material was treated with DCM and the solid collected via filtration. The filtrate was concentrated to dryness, re-purified via silica gel chromatography (MeOH/DCM) and combined with the isolated solid to afford 1-(5-(7-chloro-1-ethyl-2-oxo-1,2-dihydro-1,6-naphthyridin-3-yl)-2-fluoro-4-methylphenyl)-3-(3-fluorophenyl)urea (88 mg, 31% yield). ¹H NMR (400 MHz, DMSO-d₆): δ 9.23 (s, 1 H), 8.77 (s, 1 H), 8.58 (d, J = 2.3 Hz, 1 H), 8.00 (s, 1 H), 7.97 (d, J = 8.4 Hz, 1 H), 7.73 (s, 1 H), 7.46 (dt, J = 12.0, 2.3 Hz, 1 H), 7.28 (m, 1 H), 7.18 (d, J = 12.2 Hz, 1 H), 7.05 (ddd, J = 8.2, 2.0, 0.9 Hz, 1 H), 6.77 (td, J = 8.3, 2.5 Hz, 1 H), 4.27 (q, J = 7.1 Hz, 2 H), 2.07 (s, 3 H), 1.21 (t, J = 7.0 Hz, 3 H); MS (ESI) m/z: 469.1 [M+H]⁺.



[0140] Example A57: A mixture of **Example A34** (0.3 g, 0.960 mmol), phenyl isocyanate (0.137 g, 1.153 mmol) and TEA (0.134 ml, 0.960 mmol) in THF (5 mL) was stirred at RT for 4 h. The mixture was treated with 30% EtOAc/Hex, stirred for several minutes and the resulting solid was collected via filtration and dried to afford 1-(5-(7-amino-1-ethyl-2-oxo-1,2-dihydro-1,6-naphthyridin-3-yl)-2-fluoro-4-methylphenyl)-3-phenylurea (350 mg, 84% yield). ¹H NMR

(400 MHz, DMSO- d_6): δ 9.01 (s, 1 H), 8.47 (s, 1 H), 8.34 (s, 1 H), 7.93 (d, $J = 8.5$ Hz, 1 H), 7.65 (s, 1 H), 7.41 (dd, $J = 8.3, 1.2$ Hz, 2 H), 7.24-7.26 (m, 2 H), 7.12 (d, $J = 12.2$ Hz, 1 H), 6.95 (t, $J = 7.4$ Hz, 1 H), 6.47 (s, 2 H), 6.34 (s, 1 H), 4.09 (q, $J = 7.3$ Hz, 2 H), 2.06 (s, 3 H), 1.20 (t, $J = 7.0$ Hz, 3 H); MS (ESI) m/z : 432.1 [M+H] $^-$.

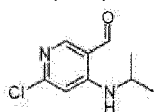
[0141] A solution of 1-(5-(7-amino-1-ethyl-2-oxo-1,2-dihydro-1,6-naphthyridin-3-yl)-2-fluoro-4-methylphenyl)-3-phenylurea (0.35 g, 0.811 mmol) in pyridine (5 mL) was treated with isopropenyl chloroformate (0.147 g, 1.217 mmol) and stirred at RT for 1 h. Water was added, the mixture stirred for 10 minutes and the resulting solid was collected via filtration and dried to afford prop-1-en-2-yl (1-ethyl-3-(4-fluoro-2-methyl-5-(3-phenylureido)phenyl)-2-oxo-1,2-dihydro-1,6-naphthyridin-7-yl)carbamate (360 mg, 86% yield). MS (ESI) m/z : 516.2 [M+H] $^+$.



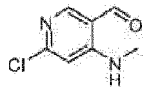
[0142] Example B1: A 0°C solution of **Example C3** (4.4 g, 20 mmol) in MeCN (50 mL) was treated drop-wise with a solution of 65% ethylamine in water (2.7 g, 39 mmol), warmed to RT and stirred. The reaction was concentrated and the residue was washed with water to give ethyl 6-chloro-4-(ethylamino)nicotinate (3.9 g, 91% yield). ^1H NMR (400 MHz, DMSO- d_6): δ 8.51 (s, 1 H), 8.08 (s, 1 H), 6.53 (m, 1 H), 4.19 (q, $J = 7.2$ Hz, 2 H), 2.78 (q, $J = 7.2$ Hz, 2 H), 1.28 (t, $J = 7.2$ Hz, 3 H), 1.13 (t, $J = 7.2$ Hz, 3 H); MS (ESI) m/z : 229.1 [M+H] $^+$.

[0143] A -50°C solution of ethyl 6-chloro-4-(ethylamino)nicotinate (3.9 g, 17 mmol) in THF (50 mL) was treated with LiAlH_4 (3.6 g, 95 mmol), allowed to warm to 0°C and stirred for 1 h. The mixture was quenched with 10% NaOH (3.6 mL), filtered and the filtrate treated with water and extracted with EtOAc (3x). The combined organics were washed with brine, dried (MgSO_4) and concentrated *in vacuo* to provide (6-chloro-4-(ethylamino)pyridin-3-yl)methanol (2.5 g, 79% yield). ^1H NMR (400 MHz, DMSO- d_6): δ 7.84 (s, 1 H), 6.55 (s, 1 H), 6.17 (m, 1 H), 5.25 (t, $J = 5.2$ Hz, 1 H), 4.44 (q, $J = 7.2$ Hz, 2 H), 3.23 (m, 2 H), 1.23 (t, $J = 7.2$ Hz, 3 H).

[0144] To a solution of (6-chloro-4-(ethylamino)pyridin-3-yl)methanol (2.5 g, 13.4 mmol) in DCM (30 mL) was added MnO_2 (5.8 g, 67 mmol) and the reaction mixture was stirred at RT overnight. The reaction mixture was filtered and the filtrate was concentrated *in vacuo* to give 6-chloro-4-(ethylamino)nicotinaldehyde (2.2 g, 89% yield). ^1H NMR (400 MHz, CDCl_3): δ 9.82 (s, 1 H), 8.51 (br s, 1 H), 8.27 (s, 1 H), 6.56 (s, 1 H), 3.28 (m, 2 H), 1.31 (t, $J = 7.2$ Hz, 3 H); MS (ESI) m/z : 185.0 [M + H] $^+$.



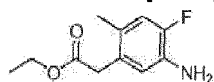
[0145] Example B2: Using the three-step procedure of Example B1, **Example C3** (20 g, 91 mmol) and isopropylamine (60 % in water, 18 g, 182 mmol) were converted to 6-chloro-4-(isopropylamino)nicotinaldehyde (16 g, 81% yield). $^1\text{H NMR}$ (400 MHz, $\text{DMSO-}d_6$): δ 9.82 (s, 1 H), 8.43-8.39 (m, 2 H), 6.83 (s, 1 H), 3.84 (m, 1 H), 1.17 (d, $J = 6.4$ Hz, 6 H).



[0146] Example B3: A 0°C solution of ethyl 4,6-dichloronicotinate (5 g, 22.8 mmol) in MeCN (30 mL) was treated drop-wise with aqueous methylamine (65%, 5.2 g, 45.6 mmol), warmed to RT and stirred for 8 h. The mixture was concentrated to dryness, the residue suspended in H_2O and extracted with EtOAc (3x). The combined extracts were washed with brine, dried (MgSO_4) and concentrated to give ethyl 6-chloro-4-(methylamino)nicotinate (4 g, 82% yield), which was used in the next step without further purification. $^1\text{H NMR}$ (300 MHz, $\text{DMSO-}d_6$): δ 8.48 (s, 1 H), 8.04 (d, $J = 4.5$ Hz, 1 H), 6.71 (s, 1 H), 4.27 (q, $J = 6.9$ Hz, 2 H), 2.85 (d, $J = 5.1$ Hz, 3 H), 1.29 (t, $J = 6.9$ Hz, 3 H).

[0147] A 0°C solution of ethyl 6-chloro-4-(methylamino)nicotinate (4 g, 18.7 mmol) in THF (40 mL), under a N_2 atmosphere, was treated portion-wise with LiAlH_4 (1.4 g, 37.4 mmol), stirred for 20 min, then carefully treated with water followed by 2 N NaOH. The suspension was filtered and the filtrate was concentrated to afford (6-chloro-4-(methylamino)pyridin-3-yl)methanol (2.9 g, 91% yield), which was used in next step without purification. $^1\text{H NMR}$ (400 MHz, $\text{DMSO-}d_6$): δ 7.96 (s, 1 H), 6.63 (s, 1 H), 6.46 (s, 1 H), 5.04 (s, 1 H), 4.39 (m, 2 H), 2.81-2.68 (m, 3 H).

[0148] A mixture of (6-chloro-4-(methylamino)pyridin-3-yl)methanol (2.9 g, 16.7 mmol) and MnO_2 (11.7 g, 133.6 mmol) in anhydrous DCM (25 mL) was stirred at 30°C for 6 h. The reaction mixture was cooled to RT and filtered. The filtrate was concentrated *in vacuo* to give 6-chloro-4-(methylamino)nicotinaldehyde (2.5 g, 87% yield). $^1\text{H NMR}$ (400 MHz, $\text{DMSO-}d_6$): δ 9.83 (s, 1 H), 8.52 (br s, 1 H), 8.40 (s, 1 H), 6.75 (s, 1 H), 2.87 (d, $J = 5.8$ Hz, 3 H); MS (ESI) m/z : 171.0 $[\text{M}+\text{H}]^+$.

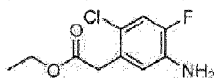


[0149] Example C1: To stirring fuming HNO_3 (90 wt%, 30.0 mL, 643 mmol) at -15°C was added 4-fluoro-2-methylphenylacetic acid (15 g, 89.2 mmol) in portions such that the internal temperature remained below -10°C . After completing the addition the reaction was stirred with warming to 5°C over 15 min. The mixture was poured onto ice (400 g), stirred vigorously until the ice had completely melted and the resulting solid was collected by filtration, rinsed well with H_2O and dried on the filter to afford 2-(4-fluoro-2-methyl-5-nitrophenyl)acetic acid (18.43 g,

97% yield) as a pale yellow solid. ^1H NMR (400 MHz, acetone- d_6): δ 8.06 (d, J = 7.6 Hz, 1 H), 7.36 (d, J = 12.0 Hz, 1 H), 3.84 (s, 2 H), 2.44 (s, 3 H).

[0150] 2-(4-Fluoro-2-methyl-5-nitrophenyl)acetic acid (18.43 g, 86.5 mmol) and conc. H_2SO_4 (4.00 mL) were combined in EtOH (300 mL) and heated at 85°C for 2.5 h. The mixture was cooled to RT, concentrated, the residue dissolved in MTBE and washed with H_2O (2x), then brine (2x), dried (MgSO_4), and evaporated to afford ethyl 2-(4-fluoro-2-methyl-5-nitrophenyl)acetate (16.79 g, 81% yield) as a dark orange oil which was used without further purification. MS (ESI) m/z : 242.0 ($\text{M}+\text{H}$) $^+$.

[0151] A solution of ethyl 2-(4-fluoro-2-methyl-5-nitrophenyl)acetate (16.79 g, 69.6 mmol) in EtOH (60 mL) was treated with 10% Pd/C (50% wet, 7.41 g, 3.48 mmol) and hydrogenated (3.5 atm) for 2 h. The solids were removed via filtration through diatomaceous earth, rinsed with EtOH and the filtrate was concentrated to afford ethyl 2-(5-amino-4-fluoro-2-methylphenyl)acetate (13.18 g, 90% yield) as a brown oil. ^1H NMR (400 MHz, DMSO- d_6): δ 6.80 (d, J = 12.4 Hz, 1 H), 6.59 (d, J = 9.6 Hz, 1 H), 4.86 (s, 2 H), 4.05 (q, J = 7.2 Hz, 2 H), 3.46 (s, 2 H), 2.05 (s, 3 H), 1.17 (t, J = 7.2 Hz, 3 H); MS (ESI) m/z : 212.2 ($\text{M}+\text{H}$) $^+$.

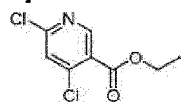


[0152] Example C2: HNO_3 (10.35 g, 98.6 mmol) was added drop-wise to a -10°C solution of 2-(2-chloro-4-fluorophenyl)acetic acid (16.9 g, 89.6 mmol) in conc. H_2SO_4 (60 mL), stirred at 0°C for 10 min, then carefully poured into ice water. The off-white solid was collected by filtration and dried to give 2-(2-chloro-4-fluoro-5-nitrophenyl)acetic acid (20.5 g, 98% yield). ^1H NMR (400 Hz, DMSO- d_6): δ 12.71 (br s, 1 H), 8.33 (d, J = 8.0 Hz, 1 H), 7.92 (d, J = 11.2 Hz, 1 H), 3.85 (s, 2 H).

[0153] A 0°C solution of 2-(2-chloro-4-fluoro-5-nitrophenyl)acetic acid (20.5 g, 88 mmol) in EtOH (150 mL) was treated with sulfuryl dichloride (21 g, 0.17 mol), then heated to reflux for 1 h. The reaction mixture was concentrated under reduced pressure and treated with satd. Na_2CO_3 to pH 7-8. The resultant mixture was extracted with EtOAc (3x) and the combined organic layers were washed with brine, dried (MgSO_4) and concentrated to give ethyl 2-(2-chloro-4-fluoro-5-nitrophenyl)acetate (22.5 g, 98% yield). ^1H NMR (400 Hz, DMSO- d_6): δ 8.32 (d, J = 8.0 Hz, 1 H), 7.91 (d, J = 11.2 Hz, 1 H), 4.09 (q, J = 7.2 Hz, 2 H), 3.92 (s, 2 H), 1.17 (t, J = 7.2 Hz, 3 H).

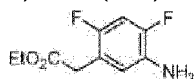
[0154] A solution of ethyl 2-(2-chloro-4-fluoro-5-nitrophenyl)acetate (22.5 g, 86.2 mmol) in EtOH (200 mL) was stirred with Raney Ni (20% slurry in water, 5.0 g, 17 mmol) under a hydrogen atmosphere (30 psi) for 5 h. The catalyst was removed by filtration and the filtrate was concentrated to give ethyl 2-(5-amino-2-chloro-4-fluorophenyl)acetate (19 g, 95% yield).

$^1\text{H NMR}$ (400 MHz, $\text{DMSO-}d_6$): δ 7.10 (d, $J = 11.2$ Hz, 1 H), 6.71 (d, $J = 9.2$ Hz, 1 H), 5.27 (s, 2 H), 4.05 (q, $J = 6.8$ Hz, 2 H), 3.57 (s, 2 H), 1.14 (t, $J = 6.8$ Hz, 3 H); MS (ESI) m/z : 232.0 [$\text{M} + \text{H}$] $^-$.



[0155] Example C3: 3-Oxo-pentanedioic acid diethyl ester (101 g, 0.5 mmol), triethyl orthoformate (81.4 g, 0.55mol) and acetic anhydride (102 g, 1 mol) were combined and heated to 120°C for 2 h. The resulting mixture was cooled to RT and dissolved in DCM (1 L). After further cooling to 0°C , ammonia (30%, 80 mL) was added and the reaction mixture was allowed to warm to RT overnight. The product was extracted with water (2x) and the aqueous layer was acidified to pH 5 with conc. HCl. The precipitate was collected by filtration to afford ethyl 4,6-dihydroxynicotinate (60.0 g, 60% yield). $^1\text{H NMR}$ (400 MHz, $\text{DMSO-}d_6$): δ 7.99 (s, 1 H), 5.58 (s, 1 H), 4.23 (q, $J = 6.8, 14.0$ Hz, 2 H), 1.25 (t, $J = 7.2$ Hz, 3 H); MS (ESI) m/z : 184.1 [$\text{M} + \text{H}$] $^+$.

[0156] Ethyl 4,6-dihydroxynicotinate (60 g, 0.328 mol) was added slowly to POCl_3 (500 mL), then heated to reflux for 2 h. The resulting mixture was distilled under reduced pressure to remove excess POCl_3 . The residue was poured into ice water and stirred for 30 minutes before extracting with EtOAc (3x). The combined extracts were washed with brine, dried (MgSO_4) and concentrated *in vacuo* to give ethyl 4,6-dichloronicotinate (65 g, 90%, yield). $^1\text{H NMR}$ (300 MHz, $\text{DMSO-}d_6$): δ 8.80 (s, 1 H), 7.95 (s, 1 H), 4.34 (q, $J = 6.9$ Hz, 2 H), 1.31 (t, $J = 6.9$ Hz, 3 H); MS (ESI) m/z : 220.1 [$\text{M} + \text{H}$] $^+$.

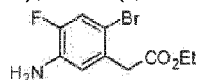


[0157] Example C4: A 0°C solution of (2,4-difluoro-phenyl)acetic acid (14.5 g, 0.084 mol) in H_2SO_4 (60 mL) was treated drop-wise with 69% HNO_3 (6 mL), stirred at 0°C for 35 min, then poured into ice water. The aqueous layer was extracted with EtOAc, and the organic extracts were washed with brine, dried (Na_2SO_4), concentrated *in vacuo* and purified by silica gel chromatography to give (2,4-difluoro-5-nitro-phenyl)acetic acid (16 g, 88% yield). $^1\text{H NMR}$ (400 MHz, $\text{DMSO-}d_6$): δ 8.30 (t, $J = 8.0$ Hz, 1 H), 7.68 (m, 1 H), 3.75 (s, 2 H).

[0158] A solution of (2,4-difluoro-5-nitro-phenyl)acetic acid (16 g, 74 mmol) in EtOH (200 mL) and 98% H_2SO_4 (14 mL) was refluxed at 80°C for 2.5 h under a N_2 atmosphere. The reaction mixture was poured into ice water, and the resultant solution was extracted with Et_2O . The combined organic extracts were washed with brine, dried (Na_2SO_4), concentrated *in vacuo* and purified by silica gel chromatography to give ethyl 2-(2,4-difluoro-5-nitrophenyl)acetate (16 g,

89% yield). $^1\text{H NMR}$ (300 MHz, $\text{DMSO-}d_6$): δ 8.22 (t, $J = 8.1$ Hz, 1 H), 7.55 (t, $J = 11.1$ Hz, 1 H), 4.06 (m, 2 H), 3.77 (s, 2 H), 1.13 (t, $J = 6.9$ Hz, 3 H).

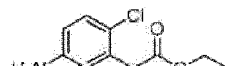
[0159] A mixture of ethyl 2-(2,4-difluoro-5-nitrophenyl)acetate (16 g, 130 mmol) and 10% Pd/C (1.6 g, 1.5 mmol) in EtOAc was hydrogenated (30 psi) at RT for 12 h. The catalyst was filtered off and the filtrate was evaporated. The residue was purified by column chromatography to give ethyl 2-(5-amino-2,4-difluorophenyl)acetate (14 g, 99% yield). $^1\text{H NMR}$ (300 MHz, $\text{DMSO-}d_6$): δ 6.98 (t, $J = 9.9$ Hz, 1 H), 6.70 (t, $J = 7.8$ Hz, 1 H), 4.50 (s, 2 H), 4.06 (m, 2 H), 3.53 (s, 2 H), 1.16 (t, $J = 6.9$ Hz, 3 H); MS (ESI) m/z : 216.2 $[\text{M}+\text{H}]^+$.



[0160] Example C5: Nitric acid (16.00 mL, 322 mmol) was cooled to -15°C and treated portion-wise with 2-bromo-4-fluorophenylacetic acid (10.00 g, 42.9 mmol) maintaining an internal temperature of -10°C to -5°C . Once the addition was complete the mixture was warmed to 5°C over ~ 15 minutes, poured onto ice (200 mL), stirred vigorously until all of the ice melted, and then filtered and rinsed with water. The resulting solid was dissolved in EtOAc, washed with brine, dried (MgSO_4) and concentrated to dryness to afford 2-(2-bromo-4-fluoro-5-nitrophenyl)acetic acid (10.93 g, 92% yield) as a bright yellow solid. $^1\text{H NMR}$ (400 MHz, $\text{DMSO-}d_6$): δ 8.29 (d, 1 H), 8.04 (d, 1 H), 3.85 (s, 2 H).

[0161] A solution of 2-(2-bromo-4-fluoro-5-nitrophenyl)acetic acid (5.00 g, 17.98 mmol) in EtOH (100 mL) was treated with concentrated sulfuric acid (0.999 mL, 17.98 mmol) and heated at 85°C overnight. The mixture was cooled to RT and the EtOH was removed under reduced pressure. The resulting oil was dissolved in MTBE, washed with water (2x) then brine (2x), dried (MgSO_4), and concentrated to dryness. The material was purified by silica gel chromatography (EtOAc/Hex) to afford ethyl 2-(2-bromo-4-fluoro-5-nitrophenyl)acetate (2.679g, 49% yield) as a yellow oil. $^1\text{H NMR}$ (400 MHz, $\text{DMSO-}d_6$): δ 8.33 (d, 1 H), 8.08 (d, 1 H), 4.12 (q, 2 H), 3.96 (s, 2 H), 1.20 (t, 3 H); MS (ESI) m/z : 308.0 $[\text{M}+\text{H}]^+$.

[0162] A solution of ethyl 2-(2-bromo-4-fluoro-5-nitrophenyl)acetate (2.127 g, 6.95 mmol) in EtOH (70 mL) was treated with iron powder (3.88 g, 69.5 mmol) and satd. ammonium chloride (14.48 mL, 69.5 mmol) and heated to 55°C for 1 h. The mixture was cooled to RT, filtered through a pad of diatomaceous earth, rinsed well with EtOH and the organics concentrated under reduced pressure. The resulting aqueous residue was treated with satd. NaHCO_3 , extracted with EtOAc (2x) and the combined organics were washed with water, dried (MgSO_4), and concentrated to afford ethyl 2-(5-amino-2-bromo-4-fluorophenyl)acetate (1.792 g, 93% yield) as an amber oil. $^1\text{H NMR}$ (400 MHz, $\text{DMSO-}d_6$): δ 7.25 (d, 1 H), 6.76 (d, 1 H), 5.35 (s, 2 H), 4.08 (q, 2 H), 3.61 (s, 2 H), 1.18 (t, 3 H); MS (ESI) m/z : 278.0 $[\text{M}+\text{H}]^+$.

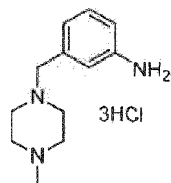


H₂N

[0163] Example C6: A mixture of (2-chlorophenyl)acetic acid (15 g, 88 mmol) in conc. H₂SO₄ (100 mL) was cooled to -20°C and treated drop-wise with conc. HNO₃ (9.4 g, 97 mmol). The resulting mixture was stirred at -20°C for 0.5 h, poured into the ice-water, and extracted with EtOAc (3x). The combined organics were washed with brine, dried over Na₂SO₄ and concentrated in vacuo to give (2-chloro-5-nitrophenyl)acetic acid (15 g, 79% yield). ¹H NMR (400 MHz, DMSO-d₆): δ 8.58 (s, 1 H), 8.35 (m, 1 H), 7.96 (m, 1H), 4.12 (s, 2 H).

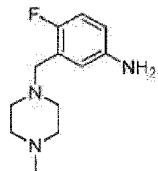
[0164] Thionyl chloride (16.7 g, 0.14 mol) was added drop-wise to a 0°C solution of (2-chloro-5-nitro-phenyl)acetic acid (15 g, 0.07 mol) in EtOH (300 mL) and the resultant mixture was heated at reflux overnight. The reaction mixture was concentrated under reduced pressure, the residue poured into ice water, and extracted with EtOAc (2x). The combined organics were washed with brine, then satd. NaHCO₃, dried over Na₂SO₄ and concentrated in vacuo to give ethyl 2-(2-chloro-5-nitrophenyl)acetate (17 g, 99% yield). ¹H NMR (400 MHz, DMSO-d₆): δ 8.35 (d, J = 2.8 Hz, 1 H), 8.12 (dd, J = 8.4, 2.8 Hz, 1 H), 7.72 (d, J = 8.4 Hz, 1 H), 4.10 (q, J = 7.2 Hz, 2 H), 3.96 (s, 2 H), 1.15 (t, J = 7.2 Hz, 3 H).

[0165] Iron powder (2.5 g, 44.7 mmol) was added portion-wise to a solution of ethyl 2-(2-chloro-5-nitrophenyl)acetate (8 g, 4.68 mmol) and conc. HCl (12 M, 3.9 mL, 46.8 mmol) in EtOH (100 mL). The resultant mixture was heated at 50°C for 2 h. The mixture was filtered and the filtrate cake was washed with satd. Na₂CO₃ until pH 8. The filter cake was further washed with EtOAc and the combined filtrates were partitioned between EtOAc and water. The organics were dried over Na₂SO₄ and concentrated in vacuo to provide ethyl 2-(5-amino-2-chlorophenyl)acetate (5.6 g, 56% yield). ¹H NMR (400 MHz, DMSO-d₆): δ 7.00 (d, J = 8.4 Hz, 1 H), 6.50 (s, J = 2.8 Hz, 1 H), 6.44 (dd, J = 8.4 Hz, 2.8 Hz, 1H), 5.20 (s, 2 H), 4.05 (q, J = 7.2 Hz, 2 H), 3.56 (s, 2 H), 1.15 (t, J = 7.2 Hz, 3 H).



[0166] Example D1: A -20°C mixture of N-methylpiperazine (233 μL, 2.097 mmol) and DIEA (452 mg, 3.49 mmol) in THF (12 mL) was treated drop-wise with a solution of t-butyl (3-bromomethyl)phenylcarbamate (500 mg, 1.747 mmol) in THF (3 mL) and stirred overnight as the cooling bath expired. The mixture was diluted with EtOAc, washed with satd. NaHCO₃, then brine, dried over Na₂SO₄ and concentrated to dryness to afford tert-butyl (3-((4-methylpiperazin-1-yl)methyl)phenyl)carbamate (544 mg, 102% yield). MS (ESI) m/z: 306.2 [M+H]⁺.

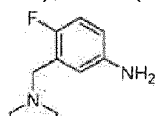
[0167] A solution of tert-butyl (3-((4-methylpiperazin-1-yl)methyl)phenyl)carbamate (544 mg, 1.781 mmol) in dioxane (10 mL) was treated with HCl (g) for 10 min, then stirred at RT for 3 h. The mixture was concentrated to dryness to afford crude 3-((4-methylpiperazin-1-yl)methyl)aniline trihydrochloride (505 mg, 90% yield) which was used without further purification. MS (ESI) m/z: 306.2 [M+H]⁺.



[0168] Example D2: A mixture of 2-fluoro-5-nitrotoluene (0.750 g, 4.83 mmol), NBS (1.549 g, 8.70 mmol) and AIBN (0.159 g, 0.967 mmol) in trifluorotoluene (15 ml) was heated to reflux overnight. The mixture was cooled RT, the solids removed via filtration and the filtrate concentrated to dryness and purified via silica gel chromatography (EtOAc/Hex) to afford ~80% pure 2-(bromomethyl)-1-fluoro-4-nitrobenzene (956 mg, 63% yield).

[0169] A solution of ~80% pure 2-(bromomethyl)-1-fluoro-4-nitrobenzene (0.956 g, 3.27 mmol) in THF (10 mL) was added slowly drop-wise to a -20 °C solution of 1-methylpiperazine (0.393 g, 3.92 mmol) and DIEA (1.142 mL, 6.54 mmol) in THF (20 mL), the mixture allowed to warm slowly to RT and stirred overnight. The resulting solid was removed via filtration and the filtrate was concentrated to dryness and purified via silica gel chromatography (EtOAc, MeOH/DCM) to afford 1-(2-fluoro-5-nitrobenzyl)-4-methylpiperazine (577 mg, 70% yield). ¹H NMR (400 MHz, DMSO-d₆): δ 8.28 (dd, J = 6.2, 3.0 Hz, 1 H), 8.21 (ddd, J = 9.0, 4.4, 3.0 Hz, 1 H), 7.47 (t, J = 9.1 Hz, 1 H), 3.60 (s, 2 H), 2.48-2.25 (br m, 8 H), 2.14 (s, 3 H); MS (ESI) m/z: 254.1 [M+H]⁺.

[0170] A solution of 1-(2-fluoro-5-nitrobenzyl)-4-methylpiperazine (0.577 g, 2.278 mmol) in EtOH (7 mL) was treated with satd. NH₄Cl (4.75 mL, 22.78 mmol) followed by iron (powder) (1.272 g, 22.78 mmol) and the mixture heated at 55°C overnight. The mixture was cooled to RT and gravity-filtered through filter paper, rinsing well with MeOH and DCM. The filtrate was concentrated to dryness. The residue was treated with EtOAc and water, then concentrated to dryness again. The resulting material was treated with THF (20 mL), sonicated for several hours and the solvent decanted from the solids. The solids were treated with additional THF (20 mL), sonicated again and the solvent decanted. The solids were treated with THF (20 mL) for a third time, stirred vigorously overnight, then the liquid was decanted. The combined decanted liquids were concentrated to dryness, treated with DCM, filtered to remove solids and concentrated to dryness to afford very hygroscopic 4-fluoro-3-((4-methylpiperazin-1-yl)methyl)aniline (382 mg, 75% yield). ¹H NMR (400 MHz, DMSO-d₆): δ 6.81 (m, 1 H), 6.49 (m, 2 H), 4.99 (s, 2 H), 3.44 (s, 2 H), 3.32 (s, 8 H), 2.69 (s, 3 H); MS (ESI) m/z: 224.2 [M+H]⁺.

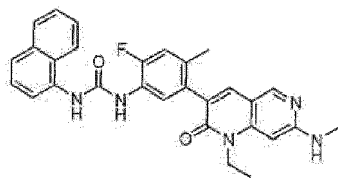




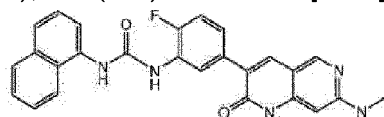
[0171] Example D3: A mixture of 1-fluoro-2-methyl-4-nitrobenzene (2.5 g, 16.12 mmol) and NBS (3.16 g, 17.73 mmol) in trifluorotoluene (45 mL) was treated with AIBN (66 mg, 0.403 mmol) and heated at 80°C overnight. The mixture was cooled to RT, the solids removed via filtration and the filtrate concentrated to dryness. The residue was dissolved in EtOAc, washed with water, then brine, dried over Na₂SO₄, concentrated to dryness and purified via silica gel chromatography (EtOAc/Hcx) to afford 2-(bromomethyl)-1-fluoro-4-nitrobenzene (1.915 g, 50% yield). ¹H NMR (400 MHz, DMSO-d₆): δ 8.53-8.52 (m, 1 H), 8.28 (ddd, J = 9.1, 4.4, 3.0 Hz, 1 H), 7.55 (t, J = 9.2 Hz, 1 H), 4.80 (s, 2 H).

[0172] A -20°C mixture of DIEA (552 mg, 4.27 mmol) and morpholine (242 mg, 2.78 mmol) in THF (5 mL) was treated drop-wise with a solution of 2-(bromomethyl)-1-fluoro-4-nitrobenzene (500 mg, 2.137 mmol) in THF (5 mL) and stirred overnight as the cooling bath expired. The mixture was treated with EtOAc, washed with water, then brine, dried over Na₂SO₄ and concentrated to dryness to afford 4-(2-fluoro-5-nitrobenzyl)morpholine (414 mg, 81% yield). ¹H NMR (400 MHz, DMSO-d₆): δ 8.30 (dd, J = 6.2, 3.0 Hz, 1 H), 8.21 (ddd, J = 9.0, 4.4, 3.0 Hz, 1 H), 7.48 (t, J = 9.1 Hz, 1 H), 3.61 (s, 2 H), 3.56 (t, J = 4.6 Hz, 4 H), 2.40 (t, J = 4.4 Hz, 4 H); MS (ESI) m/z: 241.1 [M+H]⁺.

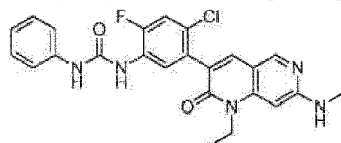
[0173] A mixture of 4-(2-fluoro-5-nitrobenzyl)morpholine (414 mg, 1.723 mmol) in EtOAc (15 mL) was treated with 10% Pd/C (100 mg) and hydrogenated (1 atm) for 3 h. The solids were removed via filtration, rinsed with EtOAc and the filtrate concentrated to dryness to afford 4-fluoro-3-(morpholinomethyl)aniline (200 mg, 55% yield). MS (ESI) m/z: 211.1 [M+H]⁺.



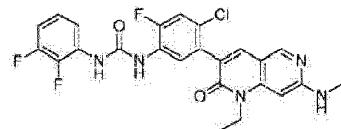
[0174] Example 1: Using general method B, 1-isocyanatonaphthalene (0.051 g, 0.3 mmol) and **Example A2** (0.1 g, 0.3 mmol) were combined to afford 1-(5-(1-ethyl-7-(methylamino)-2-oxo-1,2-dihydro-1,6-naphthyridin-3-yl)-2-fluoro-4-methylphenyl)-3-(naphthalen-1-yl)urea as a white solid (0.115 g, 77% yield). ¹H NMR (400 MHz, DMSO-d₆): δ 9.16 (s, 1 H), 9.05 (s, 1 H), 8.45 (s, 1 H), 8.19 (d, J = 8.4 Hz, 1 H), 8.08-8.04 (m, 2 H), 7.96 (d, J = 7.6 Hz, 1 H), 7.72 (s, 1 H), 7.67-7.58 (m, 3 H), 7.47 (t, J = 8.0 Hz, 1 H), 7.21 (d, J = 12.4 Hz, 1 H), 7.05-7.02 (m, 1 H), 6.28 (s, 1 H), 4.21-4.16 (m, 2 H), 2.89 (d, J = 4.8 Hz, 3 H), 2.12 (s, 3 H), 1.25 (t, J = 6.8 Hz, 3 H); MS (ESI) m/z: 496.3 [M+H]⁺.



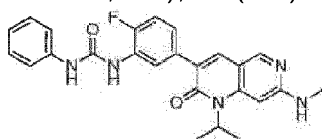
[0175] Example 2: Using general method B, 1-isocyanatonaphthalene (0.045 g, 0.26 mmol) and **Example A39** (0.1 g, 0.3 mmol) were combined to afford 1-(5-(1-ethyl-7-(methylamino)-2-oxo-1,2-dihydro-1,6-naphthyridin-3-yl)-2-fluorophenyl)-3-(naphthalen-1-yl)urea as a white solid (0.062 g, 48% yield). $^1\text{H NMR}$ (400 MHz, DMSO-d_6): δ 9.23 (s, 1 H), 9.14 (s, 1 H), 8.56-8.54 (m, 1 H), 8.52 (s, 1 H), 8.23 (d, $J = 8.4$ Hz, 1 H), 8.11 (d, $J = 7.6$ Hz, 1 H), 8.09 (d, $J = 7.6$ Hz, 1 H), 7.93 (s, 1 H), 7.71-7.59 (m, 3 H), 7.53 (t, $J = 8.0$ Hz, 1 H), 7.36-7.34 (m, 2 H), 7.10-7.07 (m, 1 H), 6.29 (s, 1 H), 4.23 (q, $J = 6.8$ Hz, 2 H), 2.92 (d, $J = 4.8$ Hz, 3 H), 1.28 (t, $J = 7.2$ Hz, 3 H); MS (ESI) m/z : 482.0 $[\text{M}+\text{H}]^+$.



[0176] Example 3: Using general method B, 1-isocyanatobenzene (0.05g, 0.420 mmol) and **Example A5** (0.146 g, 0.420 mmol) were combined to provide 1-(4-chloro-5-(1-ethyl-7-(methylamino)-2-oxo-1,2-dihydro-1,6-naphthyridin-3-yl)-2-fluorophenyl)-3-phenylurea (0.180 g, 92 % yield). $^1\text{H NMR}$ (400 MHz, DMSO-d_6): δ 9.16 (s, 1 H), 8.75 (s, 1 H), 8.45 (s, 1 H), 8.22 (d, $J = 9$ Hz, 1 H), 7.78 (s, 1 H), 7.58 (d, $J = 10.5$ Hz, 1 H), 7.46 (s, 1 H), 7.44 (s, 1 H), 7.30 (m, 2 H), 7.08 (m, 1 H), 7.00 (s, 1 H), 6.27 (s, 1 H), 4.18 (q, $J = 5$ Hz, 2 H), 2.89 (d, $J = 5$ Hz, 3 H), 1.24 (t, $J = 6$ Hz, 3 H); MS(ESI) m/z : 466.0 $[\text{M}+\text{H}]^+$.

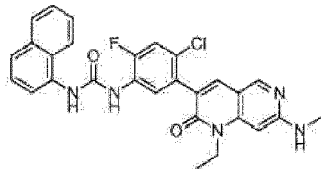


[0177] Example 4: Using general method A, 2,3-difluorobenzoic acid (0.100 g, 0.633 mmol) and **Example A5** (0.219 g, 0.633 mmol) were combined to provide 1-(4-chloro-5-(1-ethyl-7-(methylamino)-2-oxo-1,2-dihydro-1,6-naphthyridin-3-yl)-2-fluorophenyl)-3-(2,3-difluorophenyl)urea (0.172g, 54% yield). $^1\text{H NMR}$ (400 MHz, DMSO-d_6): δ 9.27 (s, 1 H), 9.24 (s, 1 H), 8.45 (s, 1 H), 8.22 (d, $J = 10$ Hz, 1 H), 7.96 (m, 1 H), 7.77 (s, 1 H), 7.58 (d, $J = 12$ Hz, 1 H), 7.18-7.00 (m, 3 H), 6.27 (s, 1 H), 4.17 (q, $J = 6$ Hz, 2 H), 2.90 (d, $J = 5.5$ Hz, 3 H), 1.24 (t, $J = 6$ Hz, 3 H); MS(ESI) m/z : 502.0 $[\text{M}+\text{H}]^+$.

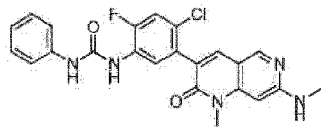


[0178] Example 5: Using general method B, phenyl isocyanate (0.036 g, 0.302 mmol) and

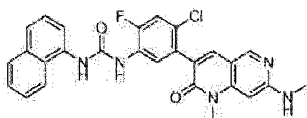
Example A40 (0.1 g, 0.302 mmol) were combined to provide 1-(2-fluoro-5-(1-isopropyl-7-(methylamino)-2-oxo-1,2-dihydro-1,6-naphthyridin-3-yl)phenyl)-3-phenylurea (0.94g, 70% yield). $^1\text{H NMR}$ (400 MHz, DMSO-d_6): δ 9.03 (s, 1 H), 8.62 (s, 1 H), 8.49 (s, 1 H), 8.42 (d, $J = 8$ Hz, 1 H), 7.86 (s, 1 H), 7.52 (s, 1 H), 7.50 (s, 1 H), 7.32 (m, 4 H), 7.03 (m, 2 H), 6.50 (br s, 1 H), 3.40 (s, 1 H), 2.91 (d, $J = 6$ Hz, 3 H), 1.60 (d, $J = 6$ Hz, 6 H); MS(ESI) m/z : 446.3 $[\text{M}+\text{H}]^+$.



[0179] Example 6: Using general method B, 1-isocyanatonaphthalene (0.05 g, 0.29 mmol) and **Example A5** (0.1 g, 0.29 mmol) were combined to afford 1-(4-chloro-5-(1-ethyl-7-(methylamino)-2-oxo-1,2-dihydro-1,6-naphthyridin-3-yl)-2-fluorophenyl)-3-(naphthalen-1-yl)urea as a white solid (0.121 g, 79% yield). $^1\text{H NMR}$ (400 MHz, DMSO-d_6): δ 9.26 (br s, 2 H), 8.48 (s, 1 H), 8.32 (d, $J = 8.8$ Hz, 1 H), 8.21 (d, $J = 8.8$ Hz, 1 H), 8.05 (dd, $J = 7.6$ Hz, 0.8 Hz, 1 H), 7.98 (d, $J = 8.4$ Hz, 1 H), 7.81 (s, 1 H), 7.71-7.58 (m, 4 H), 7.51 (t, $J = 8.0$ Hz, 1 H), 7.11 (q, $J = 4.8$ Hz, 1 H), 6.30 (s, 1 H), 4.20 (q, $J = 6.8$ Hz, 2 H), 2.92 (d, $J = 4.8$ Hz, 3 H), 1.27 (t, $J = 6.8$ Hz, 3 H); MS (ESI) m/z : 516.0 $[\text{M}+\text{H}]^+$.

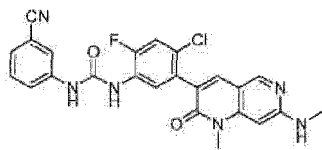


[0180] Example 7: Using general method B, phenyl isocyanate (0.050 g, 0.420 mmol) was reacted with **Example A41** (0.070 g, 0.210 mmol) in EtOAc (2 mL) for 13 h to provide 1-(4-chloro-2-fluoro-5-(1-methyl-7-(methylamino)-2-oxo-1,2-dihydro-1,6-naphthyridin-3-yl)phenyl)-3-phenylurea (0.080g, 84% yield). $^1\text{H NMR}$ (400 MHz, DMSO-d_6): δ 9.08 (s, 1 H), 8.68 (br s, 1 H), 8.40 (s, 1 H), 8.17 (d, $J = 9$ Hz, 1 H), 7.74 (s, 1 H), 7.53 (d, $J = 11.5$ Hz, 1 H), 7.41 (m, 1 H), 7.26 (m, 1 H), 7.10 (m, 1 H), 6.96 (m, 1 H), 6.15 (s, 1 H), 3.49 (s, 3 H), 2.86 (d, $J = 5$ Hz, 3 H); MS(ESI) m/z : 452.0 $[\text{M}+\text{H}]^+$.

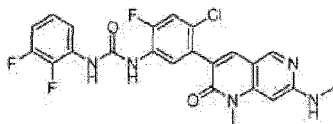


[0181] Example 8: Using general method B, 1-isocyanatonaphthalene (0.050 g, 0.296 mmol) was reacted with **Example A41** (0.070 g, 0.210 mmol) in EtOAc (2 mL) at RT for 13 h to provide 1-(4-chloro-2-fluoro-5-(1-methyl-7-(methylamino)-2-oxo-1,2-dihydro-1,6-naphthyridin-3-yl)phenyl)-3-(naphthalen-1-yl)urea (0.07g, 67 % yield). $^1\text{H NMR}$ (400 MHz, DMSO-d_6): δ 9.18 (s, 2 H), 8.40 (s, 1 H), 8.26 (d, $J = 9$ Hz, 1 H), 8.14 (d, $J = 9$ Hz, 1 H), 7.98 (d, $J = 7$ Hz, 1 H), 7.90 (d, $J = 8$ Hz, 1 H), 7.74 (s, 1 H), 7.60 (m, 3 H), 7.43 (t, $J = 8$ Hz, 1 H), 7.11 (m, 1 H),

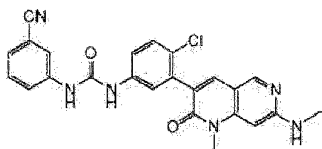
7.26 (m, 1 H), 6.16 (s, 1 H), 3.49 (s, 3 H), 2.86 (d, J = 5 Hz, 3 H); MS(ESI) m/z : 502.0 [M+H]¹.



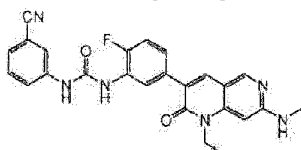
[0182] Example 9: Using general methode B, 3-isocyanatobenzonitrile (0.050 g, 0.347 mmol) was reacted with **Example A41** (0.070 g, 0.210 mmol) in EtOAc (2 mL) for 13 h to provide 1-(4-chloro-2-fluoro-5-(1-methyl-7-(methylamino)-2-oxo-1,2-dihydro-1,6-naphthyridin-3-yl)phenyl)-3-(3-cyanophenyl)urea (0.090g, 90% yield). ¹H NMR (400 MHz, DMSO-d₆): δ 9.42 (s, 1 H), 8.86 (br s, 1 H), 8.44 (s, 1 H), 8.17 (d, J = 9 Hz, 1 H), 7.99 (m, 1 H), 7.77 (s, 1 H), 7.63 (m, 1 H), 7.58 (d, J = 11.5 Hz, 1 H), 7.51 (t, J = 7 Hz, 1 H), 7.45 (m, 1 H), 7.14 (m, 1 H), 6.19 (s, 1 H), 3.52 (s, 3 H), 2.86 (d, J = 5 Hz, 3 H); MS(ESI) m/z : 477.0 [M+H]⁺.



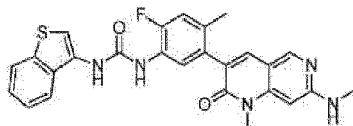
[0183] Example 10: Using general method A, 2,3-difluorobenzoic acid (0.071 g, 0.449 mmol), TEA (0.091 g, 0.898 mmol), DPPA (0.124 g, 0.449 mmol) and **Example A41** (0.100 g, 0.299 mmol) were combined to provide 1-(4-chloro-2-fluoro-5-(1-methyl-7-(methylamino)-2-oxo-1,2-dihydro-1,6-naphthyridin-3-yl)phenyl)-3-(2,3-difluorophenyl)urea (0.070g, 48% yield). ¹H NMR (400 MHz, DMSO-d₆): δ 9.26 (br s, 1 H), 9.22 (br s, 1 H), 8.42 (s, 1 H), 8.20 (d, J = 10 Hz, 1 H), 7.94 (m, 1 H), 7.77 (s, 1 H), 7.57 (d, J = 12 Hz, 1 H), 7.12 (m, 2 H), 7.04 (m, 1 H), 6.18 (s, 1 H), 3.51 (s, 3 H), 2.86 (d, J = 5 Hz, 3 H); MS(ESI) m/z : 488.0 [M+H]⁺.



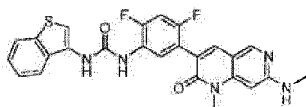
[0184] Example 11: Using general method B, 3-isocyanatobenzonitrile (0.070 g, 0.486 mmol) was reacted with **Example A42** (0.070 g, 0.222 mmol) in EtOAc (2 mL) for 13 h to provide 1-(4-chloro-3-(1-methyl-7-(methylamino)-2-oxo-1,2-dihydro-1,6-naphthyridin-3-yl)phenyl)-3-(3-cyanophenyl)urea (55 mg, 54% yield). ¹H NMR (400 MHz, DMSO-d₆): δ 9.13 (s, 1 H), 9.07 (s, 1 H), 8.45 (s, 1 H), 8.00 (m, 1 H), 7.79 (s, 1 H), 7.69 (m, 1 H), 7.59 (m, 1 H), 7.52 (m, 1 H), 7.47-7.44 (m, 3 H), 7.17 (m, 1 H), 6.22 (s, 1 H), 3.55 (s, 3 H), 2.90 (d, J = 4.8 Hz, 3 H); MS(ESI) m/z : 459.0 [M+H]⁺.



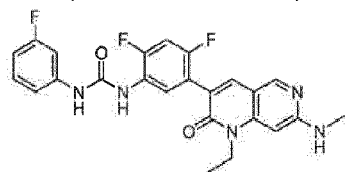
[0185] Example 12: Using general method B, 3-isocyanatobenzonitrile (0.032 g, 0.224 mmol) was reacted with **Example A39** (0.070 g, 0.224 mmol) in EtOAc (5 mL) for 20 h to provide 1-(3-cyanophenyl)-3-(5-(1-ethyl-7-(methylamino)-2-oxo-1,2-dihydro-1,6-naphthyridin-3-yl)-2-fluorophenyl)urea (17 mg, 17% yield). $^1\text{H NMR}$ (400 MHz, DMSO- d_6): δ 9.39 (s, 1 H), 8.71 (d, $J = 2.3$ Hz, 1 H), 8.46 (s, 1 H), 8.36 (dd, $J = 8.0, 2.2$ Hz, 1 H), 8.00 (t, $J = 1.8$ Hz, 1 H), 7.87 (s, 1 H), 7.63 (ddd, $J = 8.2, 2.2, 1.2$ Hz, 1 H), 7.49 (t, $J = 7.9$ Hz, 1 H), 7.43 (dt, $J = 7.6, 1.4$ Hz, 1 H), 7.34-7.22 (m, 2 H), 7.03 (m, 1 H), 6.22 (s, 1 H), 4.16 (q, $J = 7.0$ Hz, 2 H), 2.85 (d, $J = 4.8$ Hz, 3 H), 1.22 (t, $J = 7.0$ Hz, 3 H); MS(ESI) m/z : 457.2 $[\text{M}+\text{H}]^+$.



[0186] Example 13: Using general method A, benzothiophene-3-carboxylic acid (103 mg, 0.576 mmol), TEA (194 mg, 1.921 mmol), DPPA (165 mg, 0.600 mmol) and **Example A43** (0.100 g, 0.299 mmol) were combined to provide 1-(benzo[b]thiophen-3-yl)-3-(2-fluoro-4-methyl-5-(1-methyl-7-(methylamino)-2-oxo-1,2-dihydro-1,6-naphthyridin-3-yl)phenyl)urea (140 mg, 59% yield). $^1\text{H NMR}$ (400 MHz, DMSO- d_6): δ 9.42 (s, 1 H), 8.85 (s, 1 H), 8.40 (s, 1 H), 8.03 (d, $J = 8.5$ Hz, 1 H), 7.95 (d, $J = 8.0$ Hz, 1 H), 7.88 (d, $J = 8.1$ Hz, 1 H), 7.68 (d, $J = 6.5$ Hz, 2 H), 7.48 (m, 1 H), 7.41 (m, 1 H), 7.16 (d, $J = 12.3$ Hz, 1 H), 7.03 (m, 1 H), 6.18 (s, 1 H), 3.51 (s, 3 H), 2.86 (d, $J = 4.4$ Hz, 3 H), 2.08 (s, 3 H); MS(ESI) m/z : 488.1 $[\text{M}+\text{H}]^+$.



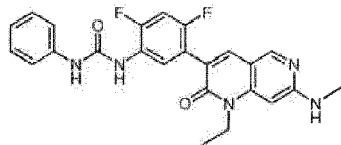
[0187] Example 14: Using general method A, benzo[b]thiophene-3-carboxylic acid (0.101 g, 0.569 mmol), TEA (0.144 g, 1.423 mmol), DPPA (0.196 g, 0.711 mmol) and **Example A44** (0.150 g, 0.474 mmol) were combined to provide 1-(benzo[b]thiophen-3-yl)-3-(2,4-difluoro-5-(1-methyl-7-(methylamino)-2-oxo-1,2-dihydro-1,6-naphthyridin-3-yl)phenyl)urea (177 mg, 76% yield). $^1\text{H NMR}$ (400 MHz, DMSO- d_6): δ 9.39 (s, 1 H), 8.85 (s, 1 H), 8.43 (s, 1 H), 8.26 (t, $J = 8.5$ Hz, 1 H), 7.96 (d, $J = 8.1$ Hz, 1 H), 7.87 (d, $J = 8.0$ Hz, 1 H), 7.84 (s, 1 H), 7.69 (s, 1 H), 7.49 (t, $J = 7.6$ Hz, 1 H), 7.44-7.36 (m, 2 H), 7.12-7.10 (m, 1 H), 6.17 (s, 1 H), 3.51 (s, 3 H), 2.86 (d, $J = 4.8$ Hz, 3 H); MS(ESI) m/z : 492.0 $[\text{M}+\text{H}]^+$.



[0188] Example 15: 3-Fluorophenyl isocyanate (81 mg, 0.444 mmol) was added to a solution

of **Example A7** (200 mg, 0.444 mmol) in THF (5 mL) and the mixture was stirred at RT overnight. The reaction was treated with additional isocyanate (10 mg) and stirred at RT for a further 4 h. The mixture was diluted with EtOAc, washed successively with water, satd. NaHCO₃, and brine, dried (Na₂SO₄), concentrated *in vacuo*, purified by reverse phase chromatography (MeCN/water with 0.1% TFA) and partially concentrated to give an aqueous solution. The solution was diluted with satd. NaHCO₃, extracted with EtOAc (2x) and the combined organics were washed with brine, dried (Na₂SO₄) and evaporated at reduced pressure to give 1-(5-(7-((4-methoxybenzyl)(methyl)amino)-1-ethyl-2-oxo-1,2-dihydro-1,6-naphthyridin-3-yl)-2,4-difluorophenyl)-3-(3-fluorophenyl)urea (207 mg, 79% yield, ~75% pure) as a light yellow solid, which was used without further purification. MS (ES-API) m/z: 588.2 [M+H]⁺.

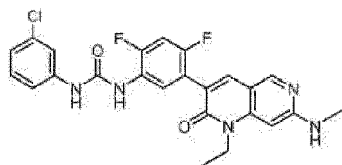
[0189] A solution of 1-(5-(7-((4-methoxybenzyl)(methyl)amino)-1-ethyl-2-oxo-1,2-dihydro-1,6-naphthyridin-3-yl)-2,4-difluorophenyl)-3-(3-fluorophenyl)urea (267 mg, 0.421 mmol) in TFA (3 mL) was stirred at RT for 40 min. The mixture was evaporated at reduced pressure, dissolved in EtOAc, washed with satd. NaHCO₃, then brine, dried (Na₂SO₄), concentrated *in vacuo*, purified by reverse phase chromatography (MeCN/water with 0.1% TFA) and partially concentrated to give an aqueous solution. The aqueous solution was diluted with satd. NaHCO₃ and allowed to precipitate. The white solid was collected by filtration, washed with water and dried *in vacuo* to give 1-(5-(1-ethyl-7-(methylamino)-2-oxo-1,2-dihydro-1,6-naphthyridin-3-yl)-2,4-difluorophenyl)-3-(3-fluorophenyl)urea (83 mg, 50% yield). ¹H NMR (400 MHz, DMSO-*d*₆): δ 9.50 (br s, 1 H), 8.80 (br s, 1 H), 8.42 (s, 1 H), 8.10-8.00 (m, 1 H), 7.82 (s, 1 H), 7.48 (d, 1 H), 7.40-7.30 (m, 2 H), 7.15-7.05 (m, 2 H), 6.80-6.70 (m, 1 H), 5.99 (s, 1 H), 4.13 (m, 2 H), 2.85 (s, 3 H), 1.21 (m, 3 H); MS (ES-API) m/z: 468.1 [M+H]⁺.



[0190] Example 16: Phenyl isocyanate (58 mg, 0.488 mmol) was added to a solution of **Example A7** (200 mg, 0.444 mmol) and pyridine (140 mg, 1.776 mmol) in THF (5 mL) and the mixture was stirred at RT overnight. The mixture was diluted with EtOAc, water and satd. NaHCO₃; the resulting precipitate was collected by filtration, washed with EtOAc and dried *in vacuo* to give 1-(5-(7-((4-methoxybenzyl)(methyl)amino)-1-ethyl-2-oxo-1,2-dihydro-1,6-naphthyridin-3-yl)-2,4-difluorophenyl)-3-phenylurea (219 mg, 87% yield). MS (ES-API) m/z: 570.2 [M+H]⁺.

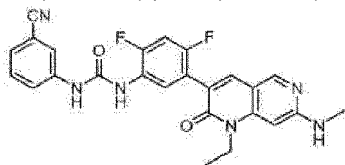
[0191] A solution of 1-(5-(7-((4-methoxybenzyl)(methyl)amino)-1-ethyl-2-oxo-1,2-dihydro-1,6-naphthyridin-3-yl)-2,4-difluorophenyl)-3-phenylurea (219 mg, 0.384 mmol) in TFA (2.0 mL) was stirred at RT for 1 h. The mixture was concentrated *in vacuo*, dissolved in EtOAc, washed with satd. NaHCO₃ and brine, dried (Na₂SO₄), warmed to reflux in MeOH (5 mL) with the drying agent, filtered free of drying agent (while hot), concentrated *in vacuo* and treated with

4M HCl/dioxane (0.2 mL). The mixture was evaporated at reduced pressure and then triturated with Et₂O. The solid was collected by filtration, purified by reverse phase chromatography (MeCN/water with 0.1% TFA) and concentrated *in vacuo* to give an aqueous residue. The aqueous solution was treated with satd. NaHCO₃ and allowed to precipitate. The solid was collected by filtration, washed with water and dried *in vacuo* to give 1-(5-(1-ethyl-7-(methylamino)-2-oxo-1,2-dihydro-1,6-naphthyridin-3-yl)-2,4-difluorophenyl)-3-phenylurea (87 mg, 50% yield). ¹H NMR (400 MHz, DMSO-*d*₆): δ 9.01 (s, 1 H), 8.52 (s, 1 H), 8.42 (s, 1 H), 8.12 (m, 1 H), 7.81 (s, 1 H), 7.42-7.24 (m, 5 H), 7.05-6.94 (m, 2 H), 6.23 (s, 1 H), 4.13 (m, 2 H), 2.85 (s, 3 H), 1.20 (m, 3 H); MS (ES-API) *m/z*: 450.1 [M+H]⁺.



[0192] Example 17: Using a procedure analogous to Example 16, **Example A7** (200 mg, 0.444 mmol) and 3-chlorophenyl isocyanate (58 mg, 0.488 mmol) were combined to give 1-(5-(7-((4-methoxybenzyl)(methyl)amino)-1-ethyl-2-oxo-1,2-dihydro-1,6-naphthyridin-3-yl)-2,4-difluorophenyl)-3-(3-chlorophenyl)urea (229 mg, 85% yield). MS (ES-API) *m/z*: 604.2 [M+H]⁺.

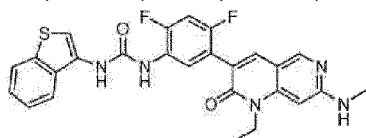
[0193] Using a procedure analogous to Example 16, 1-(5-(7-((4-methoxybenzyl)(methyl)amino)-1-ethyl-2-oxo-1,2-dihydro-1,6-naphthyridin-3-yl)-2,4-difluorophenyl)-3-(3-chlorophenyl)urea (219 mg, 0.384 mmol) was converted to 1-(3-chlorophenyl)-3-(5-(1-ethyl-7-(methylamino)-2-oxo-1,2-dihydro-1,6-naphthyridin-3-yl)-2,4-difluorophenyl)urea (98 mg, 53% yield). ¹H NMR (400 MHz, DMSO-*d*₆): δ 9.20 (br s, 1 H), 8.65 (br s, 1 H), 8.42 (s, 1 H), 8.08 (t, 1 H), 7.82 (s, 1 H), 7.70 (s, 1 H), 7.38-7.19 (m, 3 H), 7.05 (s, 1 H), 7.01-6.99 (m, 1 H), 6.21 (s, 1 H), 4.14 (q, 2 H), 2.85 (s, 3 H), 1.19 (t, 3 H); MS (ES-API) *m/z*: 488.1 [M+H]⁺.



[0194] Example 18: Using a procedure analogous to Example 16, **Example A7** (200 mg, 0.444 mmol) and 3-cyanophenyl isocyanate (70 mg, 0.488 mmol) were combined to give 1-(5-(7-((4-methoxybenzyl)(methyl)amino)-1-ethyl-2-oxo-1,2-dihydro-1,6-naphthyridin-3-yl)-2,4-difluorophenyl)-3-(3-cyanophenyl)urea (240 mg, 91% yield). MS (ES-API) *m/z*: 595.2 [M+H]⁺.

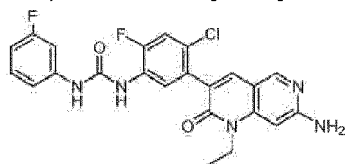
[0195] Using a procedure analogous to Example 16, 1-(5-(7-((4-methoxybenzyl)(methyl)amino)-1-ethyl-2-oxo-1,2-dihydro-1,6-naphthyridin-3-yl)-2,4-difluorophenyl)-3-(3-cyanophenyl)urea (219 mg, 0.384 mmol) was converted to 1-(3-cyanophenyl)-3-(5-(1-ethyl-7-(methylamino)-2-oxo-1,2-dihydro-1,6-naphthyridin-3-yl)-2,4-difluorophenyl)urea (108 mg, 56%

yield). $^1\text{H NMR}$ (400 MHz, $\text{DMSO-}d_6$): δ 9.05 (br s, 2 H), 8.42 (s, 1 H), 8.06 (m, 1 H), 7.96 (s, 1 H), 7.81 (s, 1 H), 7.63-7.60 (m, 1 H), 7.49-7.33 (m, 3 H), 7.05 (br s, 1 H), 6.23 (s, 1 H), 4.14 (q, 2 H), 2.85 (s, 3 H), 1.20 (t, 3 H); MS (ES-API) m/z : 475.2 $[\text{M}+\text{H}]^+$.



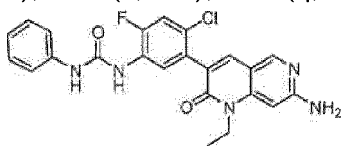
[0196] Example 19: Using general method A, benzo[b]thiophene-3-carboxylic acid (113 mg, 0.636 mmol), TEA (245 mg, 2.422 mmol), DPPA (200 mg, 0.727 mmol) and **Example A8** (200 mg, 0.605 mmol) were combined and purified via precipitation to provide 1-(benzo[b]thiophen-3-yl)-3-(5-(1-ethyl-7-(methylamino)-2-oxo-1,2-dihydro-1,6-naphthyridin-3-yl)-2,4-

difluorophenyl)urea (153 mg, 50% yield). $^1\text{H NMR}$ (400 MHz, $\text{DMSO-}d_6$): δ 9.51 (s, 1 H), 8.94 (s, 1 H), 8.43 (s, 1 H), 8.23 (t, 1 H), 7.96-7.91 (m, 2 H), 7.83 (s, 1 H), 7.68 (s, 1 H), 7.49-7.35 (m, 3 H), 7.07-7.05 (m, 1 H), 6.23 (s, 1 H), 4.14 (q, 2 H), 2.85 (s, 3 H), 1.21 (t, 3 H); MS (ES-API) m/z : 506.1 $[\text{M}+\text{H}]^+$.



[0197] Example 20: DMF (0.2 mL) and 3-fluorophenyl isocyanate (67 mg, 0.486 mmol) were added to a slurry of **Example A9** (200 mg, 0.442 mmol) and pyridine (140 mg, 1.766 mmol) in THF (5 mL) and the mixture was stirred at RT overnight. The mixture was diluted with EtOAc and water, warmed, then cooled to RT and the resulting solid collected via filtration. The solid was washed with EtOAc and dried in vacuo to give 1-(5-(7-(4-methoxybenzylamino)-1-ethyl-2-oxo-1,2-dihydro-1,6-naphthyridin-3-yl)-4-chloro-2-fluorophenyl)-3-(3-fluorophenyl)urea (206 mg, 79% yield). MS (ES-API) m/z : 590.2 $[\text{M}+\text{H}]^+$.

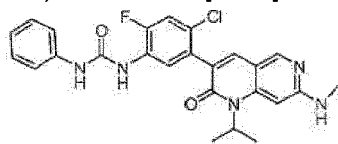
[0198] Using a procedure analogous to Example 15, 1-(5-(7-(4-methoxybenzylamino)-1-ethyl-2-oxo-1,2-dihydro-1,6-naphthyridin-3-yl)-4-chloro-2-fluorophenyl)-3-(3-fluorophenyl)urea (204 mg, 0.346 mmol) was converted to 1-(5-(7-amino-1-ethyl-2-oxo-1,2-dihydro-1,6-naphthyridin-3-yl)-4-chloro-2-fluorophenyl)-3-(3-fluorophenyl)urea (66 mg, 40% yield). $^1\text{H NMR}$ (400 MHz, $\text{DMSO-}d_6$): δ 9.29 (s, 1 H), 8.74 (s, 1 H), 8.35 (s, 1 H), 8.13 (d, 1 H), 7.77 (s, 1 H), 7.53 (d, 1 H), 7.47-7.43 (m, 1 H), 7.32-7.26 (m, 1 H), 7.07-7.04 (m, 1 H), 6.81-6.76 (m, 1 H), 6.54 (s, 2 H), 6.33 (s, 1 H), 4.08 (q, 2 H), 1.20 (t, 3 H); MS (ES-API) m/z : 470.1 $[\text{M}+\text{H}]^+$.



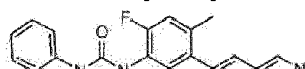
[0199] Example 21: DMF (0.2 mL) and phenyl isocyanate (58 mg, 0.486 mmol) were added to a slurry of **Example A9** (200 mg, 0.442 mmol) and pyridine (140 mg, 1.766 mmol) in THF (5 mL) and the mixture stirred at RT overnight. The mixture was diluted with EtOAc and water and warmed. The organic phase was separated, washed with brine, dried (Na_2SO_4), concentrated *in vacuo*, purified by reverse phase chromatography (MeCN/water with 0.1% TFA) and concentrated to give an aqueous residue. The aqueous residue was treated with satd. NaHCO_3 and allowed to precipitate. The solid was collected by filtration, washed with water and dried *in vacuo* to provide 1-(5-(7-(4-methoxybenzylamino)-1-ethyl-2-oxo-1,2-dihydro-1,6-naphthyridin-3-yl)-4-chloro-2-fluorophenyl)-3-phenylurea (56 mg, 22% yield). MS (ES-API) m/z: 572.2 $[\text{M}+\text{H}]^+$.

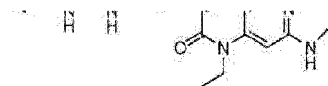
[0200] Using a procedure analogous to Example 15, 1-(5-(7-(4-methoxybenzylamino)-1-ethyl-2-oxo-1,2-dihydro-1,6-naphthyridin-3-yl)-4-chloro-2-fluorophenyl)-3-phenylurea (109 mg, 0.191 mmol) was converted to 1-(5-(7-amino-1-ethyl-2-oxo-1,2-dihydro-1,6-naphthyridin-3-yl)-4-chloro-2-fluorophenyl)-3-phenylurea (45 mg, 53% yield). MS (ES-API) m/z: 452.1 $[\text{M}+\text{H}]^+$.

[0201] A 25 mg/mL solution of methanesulfonic acid in DCM (0.424 mL, 0.110 mmol) was added to a solution of 1-(5-(7-amino-1-ethyl-2-oxo-1,2-dihydro-1,6-naphthyridin-3-yl)-4-chloro-2-fluorophenyl)-3-phenylurea (45 mg, 0.100 mmol) in DCM (4 mL), the mixture stirred for 15 min. and then evaporated at reduced pressure to give a solid. The solid was dissolved in MeCN and water, frozen, and lyophilized to give 1-(5-(7-amino-1-ethyl-2-oxo-1,2-dihydro-1,6-naphthyridin-3-yl)-4-chloro-2-fluorophenyl)-3-phenylurea methanesulfonate (1.4 equiv.) (53 mg, 97% yield). ^1H NMR (400 MHz, $\text{DMSO}-d_6$): δ 9.12 (s, 1 H), 8.76 (s, 1 H), 8.56 (s, 1 H), 8.21 (d, 1 H), 7.92 (s, 1 H), 7.90 (br s, 2 H), 7.60-7.56 (m, 1 H), 7.42-7.40 (m, 2 H), 7.28-7.24 (m, 2 H), 6.98-6.95 (m, 1 H), 6.74 (s, 1 H), 4.12 (q, 2 H), 2.34 (s, ~4 H), 1.23 (t, 3 H); MS (ES-API) m/z: 452.1 $[\text{M}+\text{H}]^+$.

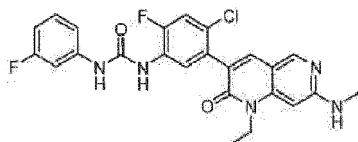


[0202] Example 22: **Example A11** (0.12 g, 0.33 mmol), TEA (0.046 mL, 0.33 mmol) and phenyl isocyanate (0.044 g, 0.36 mmol) were combined in THF (4 mL), stirred at RT for 20 h, concentrated *in vacuo* and purified by silica gel chromatography (EtOAc/DCM) to afford 1-(4-chloro-2-fluoro-5-(1-isopropyl-7-(methylamino)-2-oxo-1,2-dihydro-1,6-naphthyridin-3-yl)phenyl)-3-phenylurea (97 mg, 61% yield) as a white solid. ^1H NMR (400 MHz, $\text{DMSO}-d_6$): δ 9.07 (s, 1 H), 8.67 (d, $J = 2.0$ Hz, 1 H), 8.37 (s, 1 H), 8.16 (d, $J = 8.8$ Hz, 1 H), 7.67 (s, 1 H), 7.51 (d, $J = 10.8$ Hz, 1 H), 7.41 (d, $J = 7.6$ Hz, 2 H), 7.28-7.24 (m, 2 H), 6.98-6.94 (m, 2 H), 6.44 (s, 1 H), 5.31-4.82 (br s, 1 H), 2.85 (d, $J = 4.8$ Hz, 3 H), 1.51 (d, $J = 7.2$ Hz, 6 H); MS (ESI) m/z: 480.2 $[\text{M}+\text{H}]^+$.

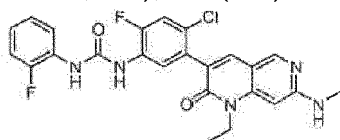




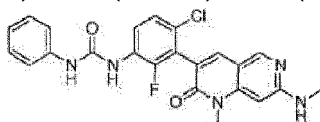
[0203] Example 23: A solution of pyridine (0.248 mL, 3.06 mmol) and phenyl isocyanate (0.100 mL, 0.919 mmol) in DMF (0.4 mL) was added to a solution of **Example A2** (0.25 g, 0.766 mmol) in THF (5 mL) and the mixture was stirred at RT. After 14 h, the solid was filtered, washed with THF, and dried under vacuum to obtain 1-(5-(1-ethyl-7-(methylamino)-2-oxo-1,2-dihydro-1,6-naphthyridin-3-yl)-2-fluoro-4-methylphenyl)-3-phenylurea (280 mg, 79% yield). ^1H NMR (400 MHz, $\text{DMSO-}d_6$): δ 9.00 (s, 1 H), 8.46 (d, $J = 2.0$ Hz, 1 H), 8.40 (s, 1 H), 7.93 (d, $J = 8.4$ Hz, 1 H), 7.66 (s, 1 H), 7.40 (m, 2 H), 7.25 (m, 2 H), 7.12 (d, $J = 12.4$ Hz, 1 H), 6.96 (m, 2 H), 6.24 (s, 1 H), 4.14 (q, $J = 6.8$ Hz, 2 H), 2.85 (d, $J = 4.8$ Hz, 3 H), 2.06 (s, 3 H), 1.21 (t, $J = 6.8$ Hz, 3 H); MS (ESI) m/z : 446.2 $[\text{M}+\text{H}]^+$.



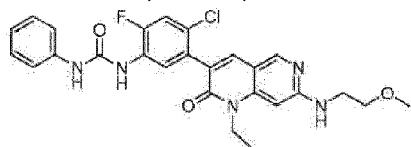
[0204] Example 24: A 0°C solution of **Example A5** (200 mg 0.58 mmol) and pyridine (68 mg, 0.87 mmol) in THF (20 mL) was treated with 1-fluoro-3-isocyanato-benzene (80 mg, 0.58 mmol), warmed to RT and stirred for 3 h. The mixture was concentrated *in vacuo* and purified by preparative HPLC to give 1-[4-chloro-5-(1-ethyl-7-methylamino-2-oxo-1,2-dihydro-[1,6]naphthyridin-3-yl)-2-fluoro-phenyl]-3-(3-fluoro-phenyl)-urea (193 mg, 69% yield). ^1H NMR (400 MHz, $\text{DMSO-}d_6$): δ 9.34 (s, 1 H), 8.78 (s, 1 H), 8.51 (s, 1 H), 8.19 (d, $J = 8.4$ Hz, 1 H), 7.85 (s, 1 H), 7.87-7.49 (br. s, 1 H), 7.59 (d, $J = 10.8$ Hz, 1 H), 7.48 (d, $J = 11.6$ Hz, 1 H), 7.33 (m, 1 H), 7.08 (m, 1 H), 6.83 (m, 1 H), 6.44 (s, 1 H), 4.18 (m, 2 H), 2.94 (s, 3 H), 1.24 (t, $J = 6.8$ Hz, 3 H); MS (ESI): m/z 484.1 $[\text{M} + \text{H}]^+$.



[0205] Example 25: Using a procedure analogous to Example 24, **Example A5** (400 mg 1.16 mmol) and 1-fluoro-2-isocyanato-benzene (158 mg, 1.16 mmol) were converted to 1-[4-chloro-5-(1-ethyl-7-methylamino-2-oxo-1,2-dihydro-[1,6]naphthyridin-3-yl)-2-fluorophenyl]-3-(2-fluoro-phenyl)-urea (144 mg, 26% yield). ^1H -NMR (400 MHz, $\text{DMSO-}d_6$): δ 9.22 (s, 1 H), 9.10 (s, 1 H), 8.52 (s, 1 H), 8.25 (d, $J = 8.4$ Hz, 1 H), 8.12 (t, $J = 8$ Hz, 1 H), 7.87-7.57 (br. s, 1 H), 7.86 (s, 1 H), 7.59 (d, $J = 11.2$ Hz, 1 H), 7.26 (m, 1 H), 7.13 (m, 1 H), 7.04 (m, 1 H), 6.47 (s, 1 H), 4.18 (m, 2 H), 2.95 (s, 3 H), 1.24 (t, $J = 6.8$ Hz, 3 H); MS (ESI): m/z 484.1 $[\text{M} + \text{H}]^+$.

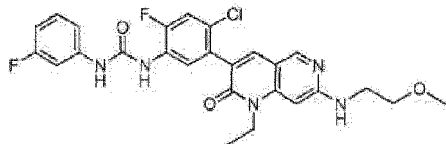


[0206] Example 26: A solution of **Example A45** (0.09 g, 0.260 mmol) in THF (3 mL) was treated with TEA (0.036 mL, 0.260 mmol) and phenyl isocyanate (0.034 g, 0.285 mmol) and stirred at RT overnight. Additional phenyl isocyanate (0.034 g, 0.285 mmol) was added and the mixture heated at 60°C for 5 h. The mixture was concentrated to dryness and purified via silica gel chromatography (MeOH/DCM) to afford 1-(4-chloro-3-(1-ethyl-7-(methylamino)-2-oxo-1,2-dihydro-1,6-naphthyridin-3-yl)-2-fluorophenyl)-3-phenylurea (101 mg, 84% yield) as a white solid. ¹H NMR (500 MHz, DMSO-d₆): δ 9.08 (s, 1 H), 8.65 (d, J = 2.7 Hz, 1 H), 8.44 (s, 1 H), 8.20 (t, J = 8.7 Hz, 1 H), 7.86 (s, 1 H), 7.46-7.45 (m, 2 H), 7.35 (dd, J = 9.0, 1.4 Hz, 1 H), 7.30 (t, J = 7.8 Hz, 2 H), 7.13 (q, J = 4.9 Hz, 1 H), 7.00 (t, J = 7.4 Hz, 1 H), 6.28 (s, 1 H), 4.16 (q, J = 7.0 Hz, 2 H), 2.88 (d, J = 4.9 Hz, 3 H), 1.23 (t, J = 7.0 Hz, 3 H); MS (ESI): *m/z* 466.1 [M + H]¹.



[0207] Example 27: A suspension of **Example A12** (0.300 g, 0.768 mmol) in EtOAc (6 mL) was treated with phenyl isocyanate (0.091 g, 0.768 mmol), stirred at RT for 13 h and the resulting solid collected by suction filtration. The white solids were stirred in boiling MeCN for 20 minutes followed by stirring at RT for 1 h. The solids were collected by suction filtration, washed and dried to provide 1-(4-chloro-5-(1-ethyl-7-(2-methoxyethylamino)-2-oxo-1,2-dihydro-1,6-naphthyridin-3-yl)-2-fluorophenyl)-3-phenylurea (0.233 g, 60% yield) as a white solid. MS(ESI) *m/z* : 510.2 [M+H]⁺.

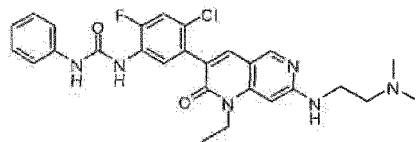
[0208] A suspension of 1-(4-chloro-5-(1-ethyl-7-(2-methoxyethylamino)-2-oxo-1,2-dihydro-1,6-naphthyridin-3-yl)-2-fluorophenyl)-3-phenylurea, (0.233 g, 0.457 mmol) in MeCN (10 mL) was treated with methanesulfonic acid (0.044 g, 0.457 mmol). The crystallized solids were filtered, washed and dried to provide 1-(4-chloro-5-(1-ethyl-7-(2-methoxyethylamino)-2-oxo-1,2-dihydro-1,6-naphthyridin-3-yl)-2-fluorophenyl)-3-phenylurea methanesulfonate as a white solid (0.210g, 76% yield). ¹H NMR (400 MHz, DMSO-d₆): δ 9.13 (s, 1 H), 8.70 (s, 1 H), 8.54 (s, 1 H), 8.22 (d, J = 9 Hz, 2 H), 7.90 (s, 1 H), 7.58 (d, J = 12 Hz, 1 H), 7.42 (d, J = 8 Hz, 2 H), 7.26 (t, J = 8 Hz, 2 H), 6.97 (t, J = 8.5 Hz, 1 H), 6.74 (s, 1 H), 4.16 (m, 2 H), 3.57 (m, 4 H), 3.29 (s, 3 H), 2.34 (s, 3 H), 1.20 (t, J = 6 Hz, 3 H); MS(ESI) *m/z* : 510.2.2 [M+H]⁺.



[0209] Example 28: To a suspension of **Example A12** (0.300 g, 0.768 mmol) in EtOAc (6 mL) was added 3-fluorophenyl isocyanate (0.105 g, 0.768 mmol). The mixture was stirred at RT for

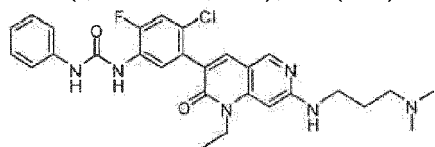
13 h and solids from the reaction mixture were collected by suction filtration. The white solids were stirred in refluxing MeCN for 20 minutes, followed by stirring at RT for 1 h. The solids were filtered, washed, and dried to provide 1-(4-chloro-5-(1-ethyl-7-(2-methoxyethylamino)-2-oxo-1,2-dihydro-1,6-naphthyridin-3-yl)-2-fluorophenyl)-3-(3-fluorophenyl)urea (0.300g, 74 % yield) as white solid. MS(ESI) m/z : 528.2 [M+H]⁺.

[0210] To a suspension of 1-(4-chloro-5-(1-ethyl-7-(2-methoxyethylamino)-2-oxo-1,2-dihydro-1,6-naphthyridin-3-yl)-2-fluorophenyl)-3-(3-fluorophenyl)urea, (0.300 g, 0.568 mmol) in MeCN (10 mL) was added methanesulfonic acid (0.055 g, 0.568 mmol). After stirring at RT for 1 h, the solvent was completely evaporated and the residue was crystallized from EtOH to provide 1-(4-chloro-5-(1-ethyl-7-(2-methoxyethylamino)-2-oxo-1,2-dihydro-1,6-naphthyridin-3-yl)-2-fluorophenyl)-3-(3-fluorophenyl)urea methanesulfonate as a white solid (0.295 g, 83% yield). ¹H NMR (400 MHz, DMSO-d₆): δ 9.37 (s, 1 H), 8.84 (s, 1 H), 8.55 (s, 1 H), 8.30 (s, 1 H), 8.18 (d, J = 8 Hz, 1 H), 7.91 (s, 1 H), 7.59 (d, J = 11 Hz, 1 H), 7.47 (m, 1 H), 7.29 (m, 1 H), 7.07 (m, 1 H), 6.77 (m, 2 H), 4.15 (m, 2 H), 3.56 (m, 4 H), 3.30 (s, 3 H), 2.37 (s, 3 H), 1.20 (t, J = 6 Hz, 3 H); MS(ESI) m/z : 528.2 [M+H]⁺.



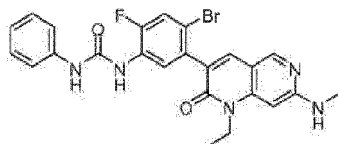
[0211] Example 29: To a suspension of **Example A15** (0.300 g, 0.743 mmol) in EtOAc (6 mL) was added phenyl isocyanate (0.088 g, 0.743 mmol) and the mixture was stirred at RT for 13 h. The solids were filtered, washed and dried to provide 1-(4-chloro-5-(7-(2-(dimethylamino)ethylamino)-1-ethyl-2-oxo-1,2-dihydro-1,6-naphthyridin-3-yl)-2-fluorophenyl)-3-phenylurea (320 mg, 82% yield) as a white solid. MS(ESI) m/z : 524.2 [M+H]⁺.

[0212] To a suspension of 1-(4-chloro-5-(7-(2-(dimethylamino)ethylamino)-1-ethyl-2-oxo-1,2-dihydro-1,6-naphthyridin-3-yl)-2-fluorophenyl)-3-phenylurea (0.260 g, 0.497 mmol) in MeOH (1 mL) was added HCl (1.25 M in MeOH) (0.875 mL, 1.094 mmol) and the mixture was stirred at RT for 1 h. The reaction mixture was diluted with EtOAc and the remaining solid was filtered, washed and dried to provide 1-(4-chloro-5-(7-(2-(dimethylamino)ethylamino)-1-ethyl-2-oxo-1,2-dihydro-1,6-naphthyridin-3-yl)-2-fluorophenyl)-3-phenylurea dihydrochloride (267 mg, 90% yield) as a white solid. ¹H NMR(400 MHz, DMSO-d₆): δ 9.37 (s, 1 H), 8.83 (s, 1 H), 8.44 (s, 1 H), 8.17 (d, J = 9 Hz, 1 H), 7.78 (m, 1 H), 7.52 (d, J = 11 Hz, 1 H), 7.42 (m, 2 H), 7.25 (m, 3 H), 6.95 (t, J = 8 Hz, 1 H), 6.42 (s, 1 H), 4.13 (m, 2 H), 3.63 (m, 2 H), 3.02 (s, 2 H), 2.64 (s, 6), 1.20 (t, J = 6 Hz, 3 H); MS(ESI) m/z : 523.2 [M+H]⁺.

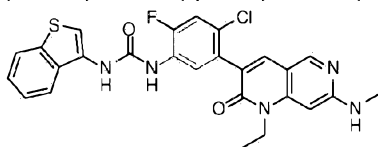


[0213] Example 30: To a suspension of **Example A16** (0.320 g, 0.766 mmol) in EtOAc (6 mL) was added phenyl isocyanate (0.091 g, 0.766 mmol) and the mixture was stirred at RT for 13 h. The residue obtained after evaporation of the solvent was purified by silica gel chromatography (THF/EtOAc) to provide 1-(4-chloro-5-(7-(3-(dimethylamino)propylamino)-1-ethyl-2-oxo-1,2-dihydro-1,6-naphthyridin-3-yl)-2-fluorophenyl)-3-phenylurea (132 mg, 32% yield) as a white solid. MS(ESI) m/z : 537.2 $[M+H]^+$.

[0214] To a suspension of 1-(4-chloro-5-(7-(3-(dimethylamino)propylamino)-1-ethyl-2-oxo-1,2-dihydro-1,6-naphthyridin-3-yl)-2-fluorophenyl)-3-phenylurea (0.130 g, 0.242 mmol) in MeOH (1 mL) was added HCl (1.25 M in MeOH, 0.426 mL, 0.533 mmol) and the mixture stirred at RT for 1 h. The reaction mixture was diluted with EtOAc, filtered, washed and dried to provide 1-(4-chloro-5-(7-(3-(dimethylamino)propylamino)-1-ethyl-2-oxo-1,2-dihydro-1,6-naphthyridin-3-yl)-2-fluorophenyl)-3-phenylurea dihydrochloride (118 mg, 80% yield) as a white solid. ^1H NMR (400 MHz, DMSO- d_6): δ 9.44 (s, 1 H), 8.86 (s, 1 H), 8.43 (s, 1 H), 8.17 (d, J = 9 Hz, 1 H), 7.76 (s, 1 H), 7.52 (d, J = 9 Hz, 1 H), 7.42 (m, 2 H), 7.25 (m, 3 H), 6.96 (t, J = 7 Hz, 1 H), 6.34 (s, 1 H), 4.12 (m, 2 H), 3.42 (m, 2 H), 3.10 (m, 2 H), 2.75 (s, 6 H), 1.93 (m, 2 H), 1.18 (t, J = 6 Hz, 3 H); MS(ESI) m/z : 537.2. $[M+H]^+$.

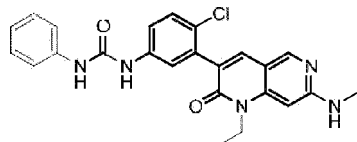


[0215] Example 31: A mixture of **Example A14** (0.120 g, 0.307 mmol) and TEA (0.043 mL, 0.307 mmol) in THF (3.0 mL) was treated with phenyl isocyanate (0.040 g, 0.337 mmol) and stirred at RT for 4 h. Over the course of the next 4 days the mixture was treated with additional phenyl isocyanate (0.056 mL) and stirred at RT. The resulting solid was filtered, rinsed with THF, then triturated with MeOH to afford 1-(4-bromo-5-(1-ethyl-7-(methylamino)-2-oxo-1,2-dihydro-1,6-naphthyridin-3-yl)-2-fluorophenyl)-3-phenylurea (101 mg, 64.5% yield) as a bright white solid. ^1H NMR (400 MHz, DMSO- d_6): δ 9.09 (s, 1 H), 8.68 (s, 1 H), 8.41 (s, 1 H), 8.17 (d, 1 H), 7.70 (s, 1 H), 7.65 (d, 1 H), 7.41 (d, 2 H), 7.27 (m, 2 H), 7.03 (m, 1 H), 6.96 (t, 1 H), 6.23 (s, 1 H), 4.13 (q, 2 H), 2.86 (d, 3 H), 1.20 (t, 3 H); MS (ESI) m/z : 510.1 $[M+H]^+$.



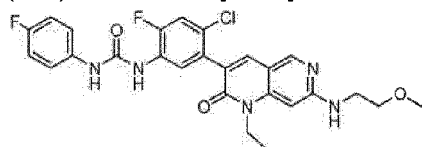
[0216] Example 32: **Example A5** (0.2 g, 0.577 mmol), benzo[*b*]thiophene-3-carboxylic acid (0.134 g, 0.750 mmol) and TEA (0.322 mL, 2.307 mmol) were suspended in dioxane (5 mL), treated with DPPA (0.186 mL, 0.865 mmol) and heated to 100°C for 3 h. The mixture was cooled to RT and the precipitate was filtered off and dried to yield 1-(benzo[*b*]thiophen-3-yl)-3-(4-chloro-5-(1-ethyl-7-(methylamino)-2-oxo-1,2-dihydro-1,6-naphthyridin-3-yl)-2-

fluorophenyl)urea (215 mg, 71% yield), which was suspended in refluxing MeCN (6 mL). Methanesulfonic acid (0.027 mL, 0.412 mmol) was added, followed by the addition of MeOH (1 mL). The mixture was cooled to RT, allowed to stand for 2 h, treated with Et₂O (3 mL) and sonicated for 5 min. The resulting solid was collected via filtration and dried to yield 1-(benzo[b]thiophen-3-yl)-3-(4-chloro-5-(1-ethyl-7-(methylamino)-2-oxo-1,2-dihydro-1,6-naphthyridin-3-yl)-2-fluorophenyl)urea meslyate (209 mg, 82% yield). ¹H NMR (400 MHz, DMSO-*d*₆): δ 9.48 (s, 1 H), 9.06 (s, 1 H), 8.54 (s, 1 H), 8.32 (d, 1 H), 8.01 (br s, 1 H), 7.96 (d, 1 H), 7.91 (s, 1 H), 7.86 (d, 1 H), 7.68 (s, 1 H), 7.62 (d, 1 H), 7.49 (t, 1 H), 7.42 (t, 1 H), 6.55 (s, 1 H), 4.17 (q, 2 H), 2.96 (s, 3 H), 2.30 (s, 3 H), 1.22 (t, 3 H); MS (ESI) *m/z*: 522.1 [M+H]⁺.



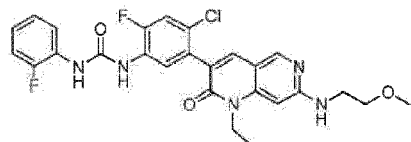
[0217] Example 33: A solution of **Example A46** (0.12 g, 0.365 mmol) in pyridine (3 mL) was treated with phenyl isocyanate (0.044 mL, 0.401 mmol) and stirred at RT overnight. The mixture was concentrated to dryness, the residue treated with MeCN, sonicated and the resulting solid collected via filtration and dried to afford 1-(4-chloro-3-(1-ethyl-7-(methylamino)-2-oxo-1,2-dihydro-1,6-naphthyridin-3-yl)phenyl)-3-phenylurea (166 mg, 102% yield). MS (ESI) *m/z*: 448.1 [M+H]⁺.

[0218] A suspension of 1-(4-chloro-3-(1-ethyl-7-(methylamino)-2-oxo-1,2-dihydro-1,6-naphthyridin-3-yl)phenyl)-3-phenylurea (0.166 g, 0.371 mmol) in refluxing MeCN (5 mL) was treated with methanesulfonic acid (0.026 mL, 0.408 mmol), cooled to RT, treated with water, frozen and lyophilized. The resulting material was treated with EtOAc, sonicated and collected via filtration to afford 1-(4-chloro-3-(1-ethyl-7-(methylamino)-2-oxo-1,2-dihydro-1,6-naphthyridin-3-yl)phenyl)-3-phenylurea methanesulfonate (172 mg, 85% yield). ¹H NMR (400 MHz, DMSO-*d*₆): δ 8.96 (s, 1 H), 8.81 (s, 1 H), 8.54 (s, 1 H), 8.08 (br s, 1 H), 7.89 (s, 1 H), 7.62 (t, *J* = 1.4 Hz, 1 H), 7.45-7.39 (m, 4 H), 7.25 (t, *J* = 7.8 Hz, 2 H), 6.95 (t, *J* = 7.3 Hz, 1 H), 6.57 (s, 1 H), 4.18 (q, *J* = 7.1 Hz, 2 H), 2.97 (s, 3 H), 2.33 (s, 3 H), 1.22 (t, *J* = 7.0 Hz, 3 H); MS (ESI) *m/z*: 448.1 [M+H]¹.



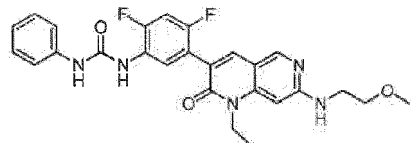
[0219] Example 34: To a suspension of **Example A12** (0.200 g, 0.512 mmol) in EtOAc (5 mL) was added 1-fluoro-4-isocyanatobenzene (0.093 g, 0.681 mmol) and the mixture stirred at RT for 16 h. The solids were filtered, washed and dried to provide 1-(4-chloro-5-(1-ethyl-7-(2-methoxyethylamino)-2-oxo-1,2-dihydro-1,6-naphthyridin-3-yl)-2-fluorophenyl)-3-(4-fluorophenyl)urea (0.220g, 81% yield) as a white solid. MS(ESI) *m/z* : 528.2 [M+H]⁺.

[0220] A suspension of 1-(4-chloro-5-(1-ethyl-7-(2-methoxyethylamino)-2-oxo-1,2-dihydro-1,6-naphthyridin-3-yl)-2-fluorophenyl)-3-(4-fluorophenyl)urea, (0.220 g, 0.417 mmol) in MeCN (10 mL) was treated with methanesulfonic acid (0.044 g, 0.458 mmol) and stirred at RT for 20 h. The solids were filtered, washed and dried to provide 1-(4-chloro-5-(1-ethyl-7-(2-methoxyethylamino)-2-oxo-1,2-dihydro-1,6-naphthyridin-3-yl)-2-fluorophenyl)-3-(4-fluorophenyl)urea methanesulfonate (212 mg, 74% yield) as a white solid. ^1H NMR (400 MHz, DMSO- d_6): δ 9.16 (s, 1 H), 8.75 (s, 1 H), 8.54 (s, 1 H), 8.28 (b s, 1 H), 8.19 (d, J = 9 Hz, 1 H), 7.89 (s, 1 H), 7.58 (d, J = 11 Hz, 1 H), 7.43 (m, 2 H), 7.10 (m, 2 H), 6.74 (s, 1 H), 4.14 (m, 2 H), 3.56 (m, 4 H), 3.30 (s, 3 H), 2.34 (s, 3 H), 1.20 (t, J = 6 Hz, 3 H); MS(ESI) m/z : 528.2 $[\text{M}+\text{H}]^+$.



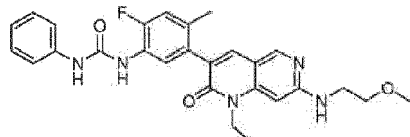
[0221] Example 35: To a suspension of **Example A12** (0.200 g, 0.512 mmol) in EtOAc (5 mL) was added 1-fluoro-2-isocyanatobenzene (0.093 g, 0.681 mmol) and the mixture was stirred at RT for 16 h. The solids were filtered, washed and dried to provide 1-(4-chloro-5-(1-ethyl-7-(2-methoxyethylamino)-2-oxo-1,2-dihydro-1,6-naphthyridin-3-yl)-2-fluorophenyl)-3-(2-fluorophenyl)urea (0.220 g, 81% yield) as a white solid MS(ESI) m/z : 528.1 $[\text{M}+\text{H}]^+$.

[0222] A suspension of 1-(4-chloro-5-(1-ethyl-7-(2-methoxyethylamino)-2-oxo-1,2-dihydro-1,6-naphthyridin-3-yl)-2-fluorophenyl)-3-(2-fluorophenyl)urea (0.220 g, 0.417 mmol) in MeCN (10 mL) was treated with methanesulfonic acid (0.040 g, 0.417 mmol) and stirred at RT for 20 h. The solids were filtered, washed and dried to provide 1-(4-chloro-5-(1-ethyl-7-(2-methoxyethylamino)-2-oxo-1,2-dihydro-1,6-naphthyridin-3-yl)-2-fluorophenyl)-3-(2-fluorophenyl)urea methanesulfonate (205 mg, 79% yield) as a white solid. ^1H NMR (400 MHz, DMSO- d_6): δ 9.22 (s, 1 H), 9.10 (s, 1 H), 8.54 (s, 1 H), 8.25 (d, J = 9 Hz, 1 H), 8.18 (br s, 1 H), 8.10 (m, 1 H), 7.89 (s, 1 H), 7.60 (d, J = 11 Hz, 1 H), 7.23 (m, 1 H), 7.10 (m, 1 H), 7.00 (m, 1 H), 6.72 (s, 1 H), 4.14 (m, 2 H), 3.56 (m, 4 H), 3.30 (s, 3 H), 2.31 (s, 3 H), 1.20 (t, J = 6 Hz, 3 H); MS(ESI) m/z : 528.2 $[\text{M}+\text{H}]^+$.



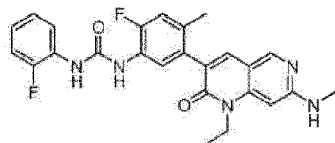
[0223] Example 36: To a suspension of **Example A19** (0.200 g, 0.534 mmol) in EtOAc (5 mL) was added phenyl isocyanate (0.085 g, 0.710 mmol) and the mixture was stirred at RT for 16 h. The solids were filtered, washed and dried to provide 1-(5-(1-ethyl-7-(2-methoxyethylamino)-2-oxo-1,2-dihydro-1,6-naphthyridin-3-yl)-2,4-difluorophenyl)-3-phenylurea (201 mg, 76% yield) as a white solid. MS(ESI) m/z : 494.2 $[\text{M}+\text{H}]^+$.

[0224] To a suspension of 1-(5-(1-ethyl-7-(2-methoxyethylamino)-2-oxo-1,2-dihydro-1,6-naphthyridin-3-yl)-2,4-difluorophenyl)-3-phenylurea (0.200 g, 0.405 mmol) in MeCN (10 mL) was added methanesulfonic acid (0.039 g, 0.405 mmol) and the mixture stirred at RT for 1 h. The solvent was evaporated and the residue crystallized from MeCN to provide 1-(5-(1-ethyl-7-(2-methoxyethylamino)-2-oxo-1,2-dihydro-1,6-naphthyridin-3-yl)-2,4-difluorophenyl)-3-phenylurea methanesulfonate (190 mg, 80% yield) as a white solid. $^1\text{H NMR}$ (400 MHz, $\text{DMSO-}d_6$): δ 9.22 (s, 1 H), 9.10 (s, 1 H), 8.64 (s, 1 H), 8.56 (s, 1 H), 8.15 (t, $J = 8$ Hz, 1 H), 8.00 (s, 1 H), 7.42 (m, 3 H), 7.26 (m, 2 H), 6.96 (t, $J = 7$ Hz, 1 H), 6.73 (s, 1 H), 4.14 (m, 2 H), 3.56 (m, 4 H), 3.30 (s, 3 H), 2.35 (s, 3 H), 1.20 (t, $J = 6$ Hz, 3 H); MS(ESI) m/z : 494.2 $[\text{M}+\text{H}]^+$.



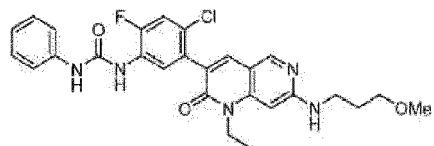
[0225] Example 37: To a suspension of **Example A28** (0.400 g, 1.080 mmol) in EtOAc (10 mL) was added phenyl isocyanate (0.171 g, 1.436 mmol) and the mixture stirred at RT for 16 h. The solids were filtered, washed, and dried to provide 1-(5-(1-ethyl-7-(2-methoxyethylamino)-2-oxo-1,2-dihydro-1,6-naphthyridin-3-yl)-2-fluoro-4-methylphenyl)-3-phenylurea (500 mg, 95% yield) as a white solid. MS(ESI) m/z : 490.2 $[\text{M}+\text{H}]^-$.

[0226] To a suspension of 1-(5-(1-ethyl-7-(2-methoxyethylamino)-2-oxo-1,2-dihydro-1,6-naphthyridin-3-yl)-2-fluoro-4-methylphenyl)-3-phenylurea (0.500 g, 1.021 mmol) in MeCN (10 mL) was added methanesulfonic acid (0.098 g, 1.021 mmol) and the mixture stirred at RT for 1 h. The solids were filtered, washed, and dried to provide 1-(5-(1-ethyl-7-(2-methoxyethylamino)-2-oxo-1,2-dihydro-1,6-naphthyridin-3-yl)-2-fluoro-4-methylphenyl)-3-phenylurea methanesulfonate as a white solid (468 mg, 78% yield) $^1\text{H NMR}$ (400 MHz, $\text{DMSO-}d_6$): δ 9.07 (s, 1 H), 8.54 (m, 2 H), 8.30 (br s, 1 H), 7.98 (d, $J = 9$ Hz, 1 H), 7.83 (s, 1 H), 7.42 (m, 2 H), 7.25 (m, 2 H), 7.16 (d, $J = 12$ Hz, 1 H), 6.94 (t, $J = 8$ Hz, 1 H), 6.77 (s, 1 H), 4.18 (m, 2 H), 3.60 (m, 4 H), 3.30 (s, 3 H), 2.31 (s, 3 H), 2.07 (s, 3 H), 1.20 (t, $J = 6$ Hz, 3 H); MS(ESI) m/z : 490.2 $[\text{M}+\text{H}]^+$.

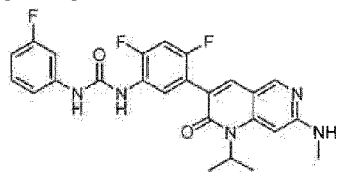


[0227] Example 38: To a suspension of **Example A2** (0.09 g, 0.276 mmol) and TEA (0.038 mL, 0.276 mmol) in THF (3 mL) was added 2-fluorophenyl isocyanate (0.042 g, 0.303 mmol) and the mixture stirred at RT for 16 h. The solvent was removed and the resultant crude product was purified by silica gel chromatography (MeOH/DCM) to afford 1-(5-(1-ethyl-7-(methylamino)-2-oxo-1,2-dihydro-1,6-naphthyridin-3-yl)-2-fluoro-4-methylphenyl)-3-(2-fluorophenyl)urea (61 mg, 48% yield) as a white solid. $^1\text{H NMR}$ (400 MHz, $\text{DMSO-}d_6$): δ 8.97

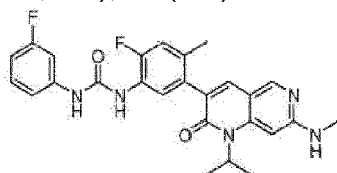
(br s, 2 H), 8.40 (s, 1 H), 8.10 (t d, J = 8.0 Hz, 1.6 Hz, 1 H), 7.95 (d, J = 8.4 Hz, 1 H), 7.66 (s, 1 H), 7.24-7.18 (m, 1 H), 7.14-7.07 (m, 2 H), 7.00-6.95 (m, 2 H), 6.23 (s, 1 H), 4.14 (q, J = 6.8 Hz, 2 H), 2.85 (d, J = 6.4 Hz, 3 H), 2.06 (s, 3 H), 1.20 (t, J = 6.8 Hz, 3 H); MS (ESI) m/z: 464.2 [M+H]⁺.



[0228] Example 39: To a solution of **Example A23** (0.105 g, 0.26 mmol) and TEA (0.036 mL, 0.26 mmol) in THF (3 mL) was added phenyl isocyanate (0.04 g, 0.337 mmol) and the suspension was stirred at RT for 2 h. The suspension was filtered, washed with EtOAc and dried to afford 1-(4-chloro-5-(1-ethyl-7-(3-methoxypropylamino)-2-oxo-1,2-dihydro-1,6-naphthyridin-3-yl)-2-fluorophenyl)-3-phenylurea (0.12 g, 88% yield) as a white solid. ¹H NMR (400 MHz, DMSO-*d*₆): δ 9.08 (s, 1 H), 8.68 (d, J = 2.0 Hz, 1 H), 8.40 (s, 1 H), 8.17 (d, J = 8.8 Hz, 1 H), 7.72 (s, 1 H), 7.53 (d, J = 11.2 Hz, 1 H), 7.42-7.40 (m, 2 H), 7.28-7.24 (m, 2 H), 7.08 (t, J = 5.6 Hz, 1 H), 6.96 (t, J = 7.2 Hz, 1 H), 6.29 (s, 1 H), 4.11 (q, J = 6.8 Hz, 2 H), 3.41-3.31 (m, 4 H), 3.23 (s, 3 H), 1.81-1.75 (m, 2 H), 1.19 (t, J = 6.8 Hz, 3 H); MS (ESI) m/z: 524.2 [M+H]⁺.

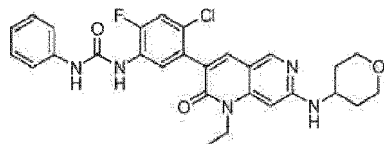


[0229] Example 40: To a suspension of **Example A25** (0.300 g, 0.871 mmol) in EtOAc (5 mL) was added 3-fluorophenylisocyanate (0.119 g, 0.871 mmol) and the mixture stirred at RT for 2 h. The solids were filtered, washed and dried to provide 1-(2,4-difluoro-5-(1-isopropyl-7-(methylamino)-2-oxo-1,2-dihydro-1,6-naphthyridin-3-yl)phenyl)-3-(3-fluorophenyl)urea (0.364 g, 87% yield) as an off-white solid. ¹H NMR (400 MHz, DMSO-*d*₆): δ 9.24 (s, 1 H), 8.60 (s, 1 H), 8.40 (s, 1 H), 8.07 (t, J = 8 Hz, 1 H), 7.76 (s, 1 H), 7.46 (m, 1 H), 7.31 (m, 2 H), 7.07 (m, 1 H), 7.00 (m, 1 H), 6.77 (m, 1 H), 6.43 (s, 1 H), 5.19 (br s, 1 H), 2.84 (br s, 3 H), 1.50 (d, J = 6 Hz, 6 H); MS(ESI) m/z : 482.2 [M+H] .

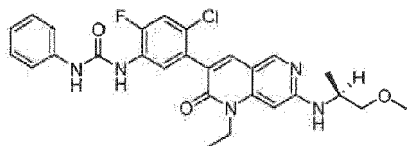


[0230] Example 41: **Example A21** (0.20 g, 0.588 mmol) and 3-fluorophenyl isocyanate (0.081 g, 0.588 mmol) were combined in THF (5 mL), treated with TEA (0.163 mL, 1.175 mmol) and stirred at RT overnight. The solvent was removed and the residue was purified by reverse

phase column chromatography (MeCN/H₂O with 0.1% TFA). Pure fractions were combined and co-concentrated with MeOH and the remaining aqueous solution was treated with NaHCO₃ and extracted with EtOAc. The organics were washed with brine, dried (Na₂SO₄), filtered, concentrated, and dried under vacuum to obtain 1-(2-fluoro-5-(1-isopropyl-7-(methylamino)-2-oxo-1,2-dihydro-1,6-naphthyridin-3-yl)-4-methylphenyl)-3-(3-fluorophenyl)urea. The material was suspended in MeCN (3 mL), treated with methanesulfonic acid (1 M in DCM, 0.369 mL, 0.369 mmol), heated to reflux and allowed to cool to RT. The solvent was then removed, Et₂O added, and the solid filtered and washed with Et₂O to obtain 1-(2-fluoro-5-(1-isopropyl-7-(methylamino)-2-oxo-1,2-dihydro-1,6-naphthyridin-3-yl)-4-methylphenyl)-3-(3-fluorophenyl)urea methanesulfonate (190 mg, 57% yield). ¹H NMR (400 MHz, DMSO-*d*₆): δ 9.26 (s, 1 H), 8.60 (s, 1 H), 8.49 (s, 1 H), 8.11 (br s, 1 H), 7.95 (d, J = 8.4 Hz, 1 H), 7.77 (s, 1 H), 7.47 (m, 1 H), 7.28 (m, 1 H), 7.17 (d, J = 12.4 Hz, 1 H), 7.05 (m, 1 H), 6.77 (m, 2 H), 3.36 (m, 1 H), 2.96 (s, 3 H), 2.30 (s, 3 H), 2.06 (s, 3 H), 1.52 (d, J = 6.8 Hz, 6 H); MS (ESI) m/z: 478.2 [M+H]⁺.

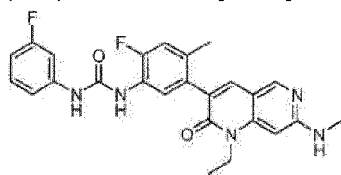


[0231] **Example 42: Example A22** (0.15 g, 0.360 mmol) and phenyl isocyanate (0.051 g, 0.432 mmol) were combined in THF (5 mL), treated with TEA (0.100 mL, 0.720 mmol) and stirred at RT overnight. The solid was filtered, washed with EtOAc, and dried under vacuum to obtain 1-(4-chloro-5-(1-ethyl-2-oxo-7-(tetrahydro-2H-pyran-4-ylamino)-1,2-dihydro-1,6-naphthyridin-3-yl)-2-fluorophenyl)-3-phenylurea (0.135 g, 70% yield). ¹H NMR (400 MHz, DMSO-*d*₆): δ 9.08 (s, 1 H), 8.68 (s, 1 H), 8.40 (s, 1 H), 8.17 (d, J = 8.8 Hz, 1 H), 7.72 (s, 1 H), 7.52 (d, J = 10.8 Hz, 1 H), 7.41 (d, J = 8.0 Hz, 2 H), 7.26 (m, 3 H), 7.07 (d, J = 7.6 Hz, 1 H), 6.96 (t, J = 7.2 Hz, 1 H), 6.34 (s, 1 H), 4.10 (q, J = 6.8 Hz, 2 H), 3.86 (m, 2 H), 3.42 (m, 2 H), 1.88 (m, 2 H), 1.44 (m, 2 H), 1.20 (t, J = 6.8 Hz, 3 H); MS (ESI) m/z: 536.2 [M+H]⁺.

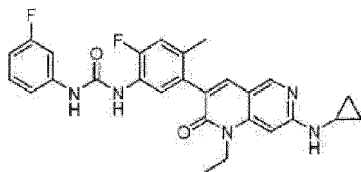


[0232] **Example 43: Example A26** (0.13 g, 0.321 mmol) was dissolved in EtOAc (10 mL), treated with phenyl isocyanate (0.037 mL, 0.337 mmol) and stirred at RT overnight. Precipitated solids were collected by filtration, rinsed with EtOAc, and dried on the filter to afford (S)-1-(4-chloro-5-(1-ethyl-7-(1-methoxypropan-2-ylamino)-2-oxo-1,2-dihydro-1,6-naphthyridin-3-yl)-2-fluorophenyl)-3-phenylurea (0.138 g, 82% yield) as a white solid. ¹H NMR (400 MHz, DMSO-*d*₆): δ 9.03 (s, 1 H), 8.68 (br s, 1 H), 8.39 (s, 1 H), 8.17 (d, 1 H, J = 8.4 Hz), 7.72 (s, 1 H), 7.52 (d, 1 H, J = 10.8 Hz), 7.42-7.40 (m, 2 H), 7.28-7.24 (m, 2 H), 6.98-6.92 (m, 2 H), 6.39 (s, 1 H), 4.26-4.20 (m, 1 H), 4.09 (q, 2 H, J = 7.6 Hz), 3.40 (dd, 1 H, J = 4.0, 9.2

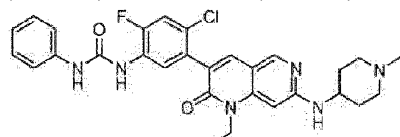
Hz), 3.34 (s, 3 H), 3.34-3.28 (m, 1 H), 1.19 (t, 3 H, J = 7.6 Hz), 1.15 (d, 3 H, J = 6.4 Hz); MS (ESI) m/z: 524.2 [M+H]⁺.



[0233] Example 44: A solution of **Example A2** (300 mg, 0.919 mmol) in pyridine (5 mL) was treated drop-wise with 3-fluorophenyl isocyanate (139 mg, 1.011 mmol) and stirred at RT. The mixture was diluted with EtOAc and water and the remaining solid was collected via filtration, washed with water and EtOAc and purified by reverse phase chromatography (MeCN/water with 0.1% TFA). The organics were removed under reduced pressure and the aqueous residue was treated with satd. NaHCO₃ (10 mL) and allowed to precipitate. The solid was collected by filtration, washed with water and dried to yield 1-(5-(1-ethyl-7-(methylamino)-2-oxo-1,2-dihydro-1,6-naphthyridin-3-yl)-2-fluoro-4-methylphenyl)-3-(3-fluorophenyl)urea (214 mg, 50% yield). ¹H NMR (400 MHz, DMSO-*d*₆): δ 9.23 (s, 1H), 8.54 (s, 1 H), 8.41 (s, 1 H), 7.90 (d, 1 H), 7.67 (s, 1 H), 7.45 (d, 1 H), 7.30-7.24 (m, 1 H), 7.14-7.03 (m, 3 H), 6.78-6.74 (m, 1 H), 6.28 (s, 1 H), 4.17-4.12 (m, 2 H), 2.85 (s, 3 H), 2.05 (s, 3 H), 1.20 (t, 3 H); MS (ES-API) m/z: 463.9 [M+H]⁺.

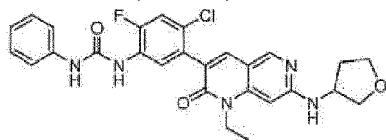


[0234] Example 45: A solution of **Example A27** (124 mg, 0.352 mmol) in pyridine (4 mL) was treated drop-wise with 3-fluorophenyl isocyanate (51 mg, 0.369 mmol) and stirred at RT. The mixture was diluted with EtOAc and water, the remaining solid collected via filtration, washed with Et₂O, dried, and purified by reverse phase chromatography (MeCN/water with 0.1% TFA). The organics were removed under reduced pressure and the aqueous residue was treated with satd. NaHCO₃ and extracted with hot EtOAc (2x). The combined organics were dried hot over Na₂SO₄ and evaporated at reduced pressure to give a white solid which was dried under reduced pressure to yield 1-(5-(7-(cyclopropylamino)-1-ethyl-2-oxo-1,2-dihydro-1,6-naphthyridin-3-yl)-2-fluoro-4-methylphenyl)-3-(3-fluorophenyl)urea (75 mg, 43% yield). ¹H NMR (400 MHz, DMSO-*d*₆): δ 9.22 (s, 1 H), 8.53 (s, 1 H), 8.40 (s, 1 H), 7.91 (d, 1 H), 7.68 (s, 1 H), 7.47-7.44 (m, 1 H), 7.34-7.26 (m, 2 H), 7.15-7.11 (m, 1 H), 7.06-7.03 (m, 1 H), 6.80-6.72 (m, 1 H), 6.41 (s, 1 H), 4.21-4.15 (m, 2 H), 2.20 (m, 1 H), 2.06 (s, 3 H), 1.23 (t, 3 H), 0.79-0.74 (m, 2 H), 0.50-0.47 (m, 2 H); MS (ES-API) m/z: 490.2 [M+H]¹.

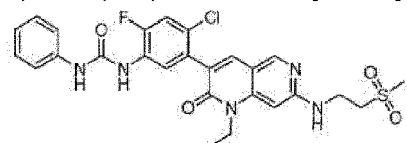


[0235] Example 46: To a solution of **Example A3** (2.1 g, 5.96 mmol) in NMP (10 mL) was added 1-methyl-piperidin-4-ylamine (1.36 g, 11.9 mmol) and DBU (1.7 g, 11.4 mmol). Nitrogen was bubbled through the mixture for 5 min and then it was heated at 180°C for 12 h. The reaction mixture was cooled to RT, poured into water and extracted with EtOAc (3x). The combined organics were washed with brine, dried over Na₂SO₄, concentrated under reduced pressure, and the residue was purified by silica gel chromatography to yield 3-(5-amino-2-chloro-4-fluorophenyl)-1-ethyl-7-(1-methylpiperidin-4-ylamino)-1,6-naphthyridin-2(1H)-one (0.50 g, 19.5 % yield) which was 70% pure (30% de-methylated by-product) and used without further purification.

[0236] A solution of 3-(5-amino-2-chloro-4-fluorophenyl)-1-ethyl-7-(1-methylpiperidin-4-ylamino)-1,6-naphthyridin-2(1H)-one (200 mg, 0.465 mmol) and pyridine (70 mg, 0.95 mmol) in DCM (5 mL) was treated drop-wise with phenyl isocyanate (112 mg, 0.93 mmol) and stirred at RT under nitrogen overnight. The mixture was quenched with MeOH (5 mL), concentrated under reduced pressure and purified by prep-TLC separation to give 1-(4-chloro-5-(1-ethyl-7-(1-methylpiperidin-4-ylamino)-2-oxo-1,2-dihydro-1,6-naphthyridin-3-yl)-2-fluorophenyl)-3-phenylurea (120 mg, 47% yield). ¹H NMR (400 MHz, DMSO-d₆): δ 9.16 (s, 1 H), 8.72 (s, 1 H), 8.39 (s, 1 H), 8.17 (d, J = 8.8 Hz, 1 H), 7.71 (s, 1 H), 7.51 (d, J = 10.8 Hz, 1 H), 7.42 (s, 1 H), 7.40 (s, 1 H), 7.26 (t, J = 8.0 Hz, 2 H), 7.02-6.94 (m, 2 H), 6.33 (s, 1 H), 4.11-4.05 (m, 2 H), 3.81-3.78 (m, 1 H), 2.78-2.75 (m, 2 H), 2.20 (s, 3 H), 2.12-2.05 (m, 2 H), 1.90-1.88 (m, 2 H), 1.52-1.47 (m, 2 H), 1.21-1.18 (m, 3 H); MS (ESI) m/z: 549.3 [M + H]⁺.



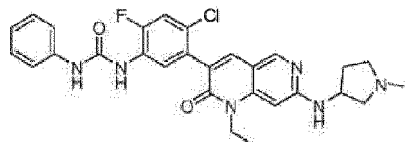
[0237] Example 47: A solution of **Example A30** (150 mg, 0.37 mmol) and pyridine (59 mg, 0.74 mmol) in DCM (3 mL) was treated drop-wise with phenyl isocyanate (53 mg, 0.44 mmol) and stirred at RT under nitrogen overnight. The mixture was filtered and the filter cake was purified by prep-HPLC separation to give 1-(4-chloro-5-(1-ethyl-2-oxo-7-(THF-3-ylamino)-1,2-dihydro-1,6-naphthyridin-3-yl)-2-fluorophenyl)-3-phcnylurea (49 mg, 25% yield). ¹H NMR (400 MHz, CDCl₃): δ 8.36 (s, 1 H), 8.21 (s, 1 H), 7.94 (d, J = 8.4 Hz, 1 H), 7.77 (s, 1 H), 7.68 (s, 1 H), 7.40 (d, J = 7.6 Hz, 2 H), 7.22-7.18 (m, 2 H), 6.97-6.91 (m, 2 H), 6.14 (s, 1 H), 5.08 (d, J = 7.6 Hz, 1 H), 4.46 (br s, 1 H), 4.33 (q, J = 6.4 Hz, 2 H), 4.01-3.95 (m, 2 H), 3.88-3.83 (m, 1 H), 3.75 (dd, J = 9.2 Hz, 2.8 Hz, 1 H), 2.39-2.32 (m, 1 H), 1.98-1.87 (m, 1 H), 1.40 (t, J = 6.4 Hz, 3 H); MS (ESI) m/z: 522.1 [M + H]¹.



[0238] Example 48: 2-Methylsulfanyl-ethylamine (5 mL) and **Example A3** (500 mg, 1.42 mmol) were added to a sealed tube and the mixture was heated at 130°C overnight. The reaction mixture was concentrated under vacuum, treated with water and extracted with EtOAc (3x). The combined organics were washed with brine, dried (Na₂SO₄), and concentrated to give 3-(5-amino-2-chloro-4-fluorophenyl)-1-ethyl-7-(2-(methylthio)ethylamino)-1,6-naphthyridin-2(1H)-one (400 mg, 69% yield) which was used directly without further purification.

[0239] To a solution of 3-(5-amino-2-chloro-4-fluorophenyl)-1-ethyl-7-(2-(methylthio)ethylamino)-1,6-naphthyridin-2(1H)-one (400 mg, 0.99 mmol) in DCM (20 mL) was added phenyl isocyanate (200 mg, 1.68 mmol) and the mixture was stirred overnight. The reaction mixture was quenched with MeOH and concentrated under reduced pressure. The residue was washed with Et₂O to give 1-(4-chloro-5-(1-ethyl-7-(2-(methylthio)ethylamino)-2-oxo-1,2-dihydro-1,6-naphthyridin-3-yl)-2-fluorophenyl)-3-phenylurea (200 mg, 39% yield).

[0240] To a solution of 1-(4-chloro-5-(1-ethyl-7-(2-(methylthio)ethylamino)-2-oxo-1,2-dihydro-1,6-naphthyridin-3-yl)-2-fluorophenyl)-3-phenylurea (200 mg, 0.38 mmol) in DCM (20 mL) was added 85% mCPBA (169 mg, 0.84 mmol) at RT. The mixture was stirred for 2 h and then additional mCPBA (84 mg, 0.42 mmol) was added. The mixture was stirred for 1 h, washed successively with satd. Na₂SO₃, satd. NaHCO₃, and brine, dried (Na₂SO₄), and concentrated under reduced pressure. The residue was dissolved in MeOH and THF and NH₄Cl (222 mg, 4.2 mmol) was added, followed by Zn powder (273 mg, 4.2 mmol), and the mixture stirred for 30 minutes. The mixture was filtered, the filtrate concentrated to dryness, treated with water, extracted with 10% MeOH/DCM and the organic layer was concentrated and purified by prep-HPLC to give 1-(4-chloro-5-(1-ethyl-7-(2-(methylsulfonyl)ethylamino)-2-oxo-1,2-dihydro-1,6-naphthyridin-3-yl)-2-fluorophenyl)-3-phenylurea (96 mg, 45% yield over two steps). ¹H NMR (400 MHz, DMSO-*d*₆): δ 9.75 (s, 1 H), 9.03 (s, 1 H), 8.45 (s, 1 H), 8.15 (d, J = 8.4 Hz, 1 H), 7.77 (s, 1 H), 7.49 (d, J = 10.8 Hz, 1 H), 7.43 (d, J = 8.0 Hz, 2 H), 7.30 (m, 1 H), 7.24 (m, 2 H), 6.94 (m, 1 H), 6.44 (s, 1 H), 4.10 (q, J = 7.2 Hz, 2 H), 3.76 (m, 2 H), 3.39 (t, J = 6.4 Hz, 2 H), 3.01 (s, 3 H), 1.19 (t, J = 6.8 Hz, 3 H); MS (ESI): *m/z* 557.8 [M + H]⁺.

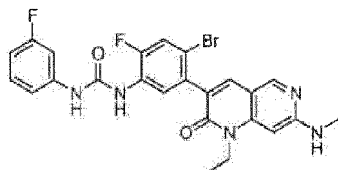


[0241] Example 49: A solution of **Example A3** (500 mg, 1.42 mmol), 1-methylpyrrolidin-3-ylamine (170 mg, 1.7 mmol) and DBU (383 mg, 2.84 mmol) in NMP (5 mL) was heated with a microwave at 160°C for 2 h. After cooling to RT, the mixture was purified by silica gel chromatography to yield 3-(5-amino-2-chloro-4-fluorophenyl)-1-ethyl-7-(1-methylpyrrolidin-3-ylamino)-1,6-naphthyridin-2(1H)-one (500 mg, 85% yield) as a yellow oil.

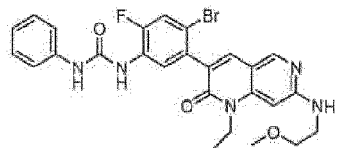
[0242] To a solution of 3-(5-amino-2-chloro-4-fluorophenyl)-1-ethyl-7-(1-methylpyrrolidin-3-

ylamino)-1,6-naphthyridin-2(1H)-one (500 mg, 1.20 mmol) and pyridine (140 mg, 1.8 mmol) in DCM (20 mL) was added phenyl isocyanate (215 mg, 1.8 mmol). The mixture was stirred at RT overnight, concentrated, and purified by prep-HPLC separation to give 1-(4-chloro-5-(1-ethyl-7-(1-methylpyrrolidin-3-ylamino)-2-oxo-1,2-dihydro-1,6-naphthyridin-3-yl)-2-

fluorophenyl)-3-phenylurea (53 mg, 8.4 % yield) as a pale yellow solid. $^1\text{H NMR}$ (400 MHz, $\text{DMSO-}d_6$): δ 9.08 (s, 1 H), 8.67 (s, 1 H), 8.40 (s, 1 H), 8.17 (d, $J = 8.8$ Hz, 1 H), 7.73 (s, 1 H), 7.53 (d, $J = 11.2$ Hz, 1 H), 7.41 (d, $J = 7.6$ Hz, 2 H), 7.28-7.23 (m, 3 H), 6.98-6.95 (m, 1 H), 6.35 (s, 1 H), 4.39 (s, 1 H), 4.11-4.09 (m, 2 H), 2.77-2.71 (m, 1 H), 2.65-2.61 (m, 1H), 2.44-2.36 (m, 2 H), 2.26 (s, 3 H), 2.23-2.20 (m, 1 H), 1.68-1.62 (m, 1 H), 1.64 (t, $J = 7.2$ Hz, 3 H).



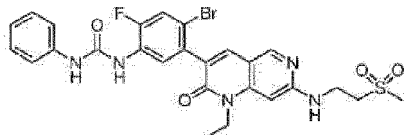
[0243] Example 50: A suspension of **Example A14** (0.150 g, 0.383 mmol) and TEA (0.053 mL, 0.383 mmol) in THF (2.5 mL) was treated with 3-fluorophenyl isocyanate (0.048 mL, 0.422 mmol) and stirred at RT, under an Ar atmosphere, overnight. Additional 3-fluorophenyl isocyanate (0.024 mL, 0.55 eq.) was added, the mixture stirred at RT for 6 h, then treated again with 3-fluorophenyl isocyanate (1 drop) and the mixture stirred at RT overnight. The resulting solid was filtered, rinsed with a small amount of THF and dried to afford 1-(4-bromo-5-(1-ethyl-7-(methylamino)-2-oxo-1,2-dihydro-1,6-naphthyridin-3-yl)-2-fluorophenyl)-3-(3-fluorophenyl)urea (166 mg, 82% yield) as a white solid. $^1\text{H NMR}$ (400 MHz, $\text{DMSO-}d_6$): δ 9.30 (s, 1 H), 8.74 (s, 1 H), 8.41 (s, 1 H), 8.14 (d, 1 H), 7.70 (s, 1 H), 7.66 (d, 1 H), 7.75 (m, 1 H), 7.29 (q, 1 H), 7.05 (m, 2 H), 6.78 (m, 1 H), 6.24 (s, 1 H), 4.13 (q, 2 H), 2.86 (d, 3 H), 1.21 (t, 3 H); MS (ESI) m/z : 528.1 $[\text{M}+\text{H}]^+$.



[0244] Example 51: To a solution of **Example A29** (0.131 g, 1.103 mmol) in DCM (5 mL) was added phenyl isocyanate (0.480 g, 1.103 mmol) and the reaction mixture was stirred at RT. After 2 h the solvent was completely evaporated and the residue was crystallized from MeCN to provide 1-(4-bromo-5-(1-ethyl-7-(2-methoxyethylamino)-2-oxo-1,2-dihydro-1,6-naphthyridin-3-yl)-2-fluorophenyl)-3-phenylurea (0.433g, 70.8 % yield) as a white solid. MS(ESI) m/z : 554.1/556.1 $[\text{M}+\text{H}]^+$.

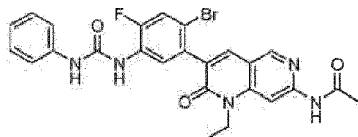
[0245] To a suspension of 1-(4-bromo-5-(1-ethyl-7-(2-methoxyethylamino)-2-oxo-1,2-dihydro-1,6-naphthyridin-3-yl)-2-fluorophenyl)-3-phenylurea (0.200 g, 0.361 mmol) in MeCN (4 mL) was added methanesulfonic acid (0.035 g, 0.361 mmol) and the mixture was stirred at RT for 30 minutes. The solvent was completely evaporated and the residue was crystallized from

MeCN to provide 1-(4-bromo-5-(1-ethyl-7-(2-methoxyethylamino)-2-oxo-1,2-dihydro-1,6-naphthyridin-3-yl)-2-fluorophenyl)-3-phenylurea methanesulfonate (0.160 g, 67% yield) as a white solid. $^1\text{H NMR}$ (400 MHz, $\text{DMSO-}d_6$): δ 9.23 (s, 1 H), 9.04 (s, 1 H), 8.53 (s, 1 H), 8.22 (d, $J = 9$ Hz, 2 H), 7.87 (s, 1 H), 7.70 (d, $J = 11$ Hz, 1 H), 7.41 (d, $J = 9$ Hz, 2 H), 7.26 (t, $J = 7$ Hz, 2 H), 6.96 (t, $J = 7$ Hz, 1 H), 6.72 (s, 1 H), 4.13 (m, 2 H), 3.56 (m, 4 H), 3.30 (s, 3 H), 2.33 (s, 3 H), 1.21 (d, $J = 6$ Hz, 3 H); MS(ESI) m/z : 554.1/556.1 $[\text{M}+\text{H}]^+$.



[0246] Example 52: Phenyl isocyanate (0.067 g, 0.56 mmol) was added to a solution of **Example A31** (0.19 g, 0.43 mmol) and TEA (0.09 g, 0.87 mmol) in THF (3 mL) and stirred at RT for 1 h. The resultant suspension was diluted with MTBE (3 mL), filtered, washed with MTBE and dried to afford 1-(4-bromo-5-(1-ethyl-7-(2-(methylthio)ethylamino)-2-oxo-1,2-dihydro-1,6-naphthyridin-3-yl)-2-fluorophenyl)-3-phenylurea as a white solid (0.18 g, 74% yield). $^1\text{H NMR}$ (400 MHz, $\text{DMSO-}d_6$): δ 9.08 (s, 1 H), 8.68 (s, 1 H), 8.41 (s, 1 H), 8.17 (d, $J = 8.4$ Hz, 1 H), 7.70 (s, 1 H), 7.65 (d, $J = 10.4$ Hz, 1 H), 7.41 (d, $J = 8.4$ Hz, 2 H), 7.28-7.17 (m, 3 H), 6.96 (t, $J = 8.4$ Hz, 1 H), 6.35 (s, 1 H), 4.11 (q, $J = 6.4$ Hz, 2 H), 3.55 (q, $J = 6.0$ Hz, 2 H), 2.66 (t, $J = 6.8$ Hz, 2 H), 2.10 (s, 3 H), 1.20 (t, $J = 6.8$ Hz, 3 H); MS (ESI) m/z : 570.1 $[\text{M}+\text{H}]^+$.

[0247] To a suspension of 1-(4-bromo-5-(1-ethyl-7-(2-(methylthio)ethylamino)-2-oxo-1,2-dihydro-1,6-naphthyridin-3-yl)-2-fluorophenyl)-3-phenylurea (0.18 g, 0.31 mmol) in DCM (25 mL) was added 70-75% mCPBA (0.14 g, 0.63 mmol) and the suspension was stirred at RT for 15 minutes. The mixture was diluted with a 10% Na_2SO_3 solution (30 mL), the layers were separated, and the organic layer was washed with satd. NaHCO_3 solution, then brine, dried (Na_2SO_4), and concentrated. The crude product was purified by silica gel chromatography (MeOH/DCM) to afford 1-(4-bromo-5-(1-ethyl-7-(2-(methylsulfonyl)ethylamino)-2-oxo-1,2-dihydro-1,6-naphthyridin-3-yl)-2-fluorophenyl)-3-phenylurea (115 mg, 61% yield) as a white solid. $^1\text{H NMR}$ (400 MHz, $\text{DMSO-}d_6$): δ 9.08 (s, 1 H), 8.69 (s, 1 H), 8.46 (s, 1 H), 8.18 (d, $J = 8.4$ Hz, 1 H), 7.74 (s, 1 H), 7.66 (d, $J = 10.8$ Hz, 1 H), 7.41 (d, $J = 7.6$ Hz, 2 H), 7.28-7.24 (m, 3 H), 6.96 (t, $J = 7.6$ Hz, 1 H), 6.42 (s, 1 H), 4.12 (q, $J = 6.8$ Hz, 2 H), 3.77 (q, $J = 6.4$ Hz, 2 H), 3.39 (t, $J = 6.8$ Hz, 2 H), 3.02 (s, 3 H), 1.20 (t, $J = 6.8$ Hz, 3 H); MS (ESI) m/z : 602.1 $[\text{M}+\text{H}]^+$.

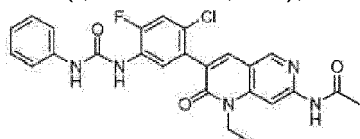


[0248] Example 53: A suspension of **Example A32** (0.278 g, 0.559 mmol) in THF (6 mL) was treated with TEA (0.097 mL, 0.699 mmol) followed by phenyl isocyanate (0.061 mL, 0.559 mmol) and stirred at RT overnight. The resulting solids were collected by filtration, rinsed with

THF and dried under vacuum to afford 1-(5-(7-(4-methoxybenzylamino)-1-ethyl-2-oxo-1,2-dihydro-1,6-naphthyridin-3-yl)-4-bromo-2-fluorophenyl)-3-phenylurea (0.256 g, 74% yield). ^1H NMR (400 MHz, $\text{DMSO-}d_6$): δ 9.08 (s, 1 H), 8.68 (d, 1 H, $J = 2.4$ Hz), 8.4 (s, 1 H), 8.16 (d, 1 H, $J = 8.8$ Hz), 7.69 (s, 1 H), 7.65 (d, 1 H, $J = 10.8$ Hz), 7.56-7.53 (m, 1 H), 7.42-7.39 (m, 2 H), 7.30-7.24 (m, 4 H), 6.96 (m, 1 H), 6.89-6.86 (m, 2 H), 6.31 (br s, 1 H), 4.49-4.47 (m, 2 H), 4.07 (q, 2 H, $J = 8.0$ Hz), 3.70 (s, 3 H), 1.12 (t, 3 H, $J = 8.0$ Hz); MS (ESI) m/z : 616.2 ($\text{M}+\text{H}^+$), 618.2 ($\text{M}+2+\text{H}^+$).

[0249] 1-(5-(7-(4-methoxybenzylamino)-1-ethyl-2-oxo-1,2-dihydro-1,6-naphthyridin-3-yl)-4-bromo-2-fluorophenyl)-3-phenylurea (0.256 g, 0.415 mmol) was dissolved in TFA (4 mL, 51.9 mmol) and stirred at RT. After 4h the reaction mixture was concentrated to dryness, the residue was diluted with MeOH, and the precipitated solids were removed by filtration. The filtrate was treated with satd. NaHCO_3 and the resulting solid collected by filtration, rinsed with H_2O , dried under vacuum, and purified by reverse phase chromatography (MeCN/ H_2O with 0.1% TFA). The organics were removed under reduced pressure, the aqueous residue treated with satd. NaHCO_3 and the resulting solids were collected by filtration, washed with H_2O and dried to afford 1-(5-(7-amino-1-ethyl-2-oxo-1,2-dihydro-1,6-naphthyridin-3-yl)-4-bromo-2-fluorophenyl)-3-phenylurea (90 mg, 44% yield). ^1H NMR (400 MHz, $\text{DMSO-}d_6$): δ 9.08 (s, 1 H), 8.68 (d, 1 H, $J = 2.4$ Hz), 8.36 (s, 1 H), 8.17 (d, 1 H, $J = 8.8$ Hz), 7.70 (s, 1 H), 7.65 (d, 1 H, $J = 10.8$ Hz), 7.42-7.40 (m, 2 H), 7.28-7.24 (m, 2 H), 6.98-6.95 (m, 1 H), 6.54 (br s, 2 H), 6.34 (s, 1 H), 4.08 (q, 2 H, $J = 7.2$ Hz), 1.20 (t, 3 H, $J = 7.2$ Hz); MS (ESI) m/z : 496.1 ($\text{M}+\text{H}^+$), 498.1 ($\text{M}+2+\text{H}^+$).

[0250] 1-(5-(7-amino-1-ethyl-2-oxo-1,2-dihydro-1,6-naphthyridin-3-yl)-4-bromo-2-fluorophenyl)-3-phenylurea (90 mg, 0.181 mmol) was suspended in acetic anhydride (5 mL, 52.9 mmol) and heated at 110°C for 4 h. The reaction was cooled to RT, poured onto ice (15 g), and stirred overnight. The solids were collected, rinsed well with H_2O , air dried, then suspended in MeCN (2-3 mL) and heated at 80°C overnight. The solids were collected by filtration, rinsed with MeCN and dried under vacuum to afford 1-(5-(7-acetamido-1-ethyl-2-oxo-1,2-dihydro-1,6-naphthyridin-3-yl)-4-bromo-2-fluorophenyl)-3-phenylurea (56 mg, 57% yield). ^1H NMR (400 MHz, $\text{DMSO-}d_6$): δ 10.84 (s, 1 H), 9.10 (s, 1 H), 8.73 (d, $J = 2.4$ Hz, 1 H), 8.71 (s, 1 H), 8.26 (s, 1 H), 8.22 (d, $J = 8.4$ Hz, 1 H), 7.95 (s, 1 H), 7.7 (d, $J = 6.8$ Hz, 1 H), 7.42-7.40 (m, 2 H), 7.28-7.24 (m, 2 H), 6.98-6.95 (m, 1 H), 4.19 (q, $J = 6.8$ Hz, 2 H), 2.15 (s, 3 H), 1.25 (t, $J = 6.8$ Hz, 3 H); MS (ESI) m/z : 538.1 [$\text{M}+\text{H}^+$].

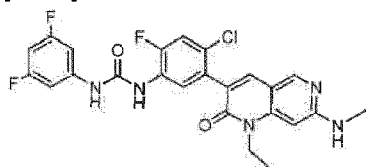


[0251] Example 54: Example A35 (0.200 g, 0.601 mmol) was dissolved in THF (6 mL) at RT and treated with TEA (0.109 mL, 0.781 mmol), followed by phenyl isocyanate (0.066 mL, 0.601

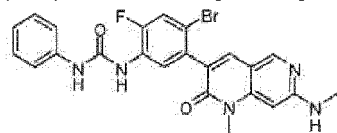
mmol). After 2 h, the precipitated solids were collected by filtration and rinsed with THF to obtain

1-(5-(7-amino-1-ethyl-2-oxo-1,2-dihydro-1,6-naphthyridin-3-yl)-4-chloro-2-fluorophenyl)-3-phenylurea (200 mg, 74% yield). $^1\text{H NMR}$ (400 MHz, $\text{DMSO-}d_6$): δ 9.12 (s, 1 H), 8.7 (s, 1 H), 8.35 (s, 1 H), 8.16 (d, $J = 8.4$ Hz, 1 H), 7.73 (s, 1 H), 7.52 (d, $J = 11.8$ Hz, 1 H), 7.43-7.40 (m, 2 H), 7.28-7.24 (m, 2 H), 6.96-6.94 (m, 1 H), 6.54 (br s, 2 H), 6.34 (s, 1 H), 4.08 (q, $J = 7.2$ Hz, 2 H), 1.20 (t, $J = 7.2$ Hz, 3 H); MS (ESI) m/z : 452.1 ($\text{M}+\text{H}^+$), 454.1 ($\text{M}+2+\text{H}^+$).

[0252] 1-(5-(7-amino-1-ethyl)-2-oxo-1,2-dihydro-1,6-naphthyridin-3-yl)-4-chloro-2-fluorophenyl)-3-phenylurea (0.100 g, 0.221 mmol) was suspended in acetic anhydride (5 mL, 53.0 mmol) and stirred with gradual heating to 110°C . After 5 h, the mixture was cooled to RT and diluted with MeCN (15 mL). The solids were collected by filtration, rinsed with MeCN and dried to afford 1-(5-(7-acetamido-1-ethyl-2-oxo-1,2-dihydro-1,6-naphthyridin-3-yl)-4-chloro-2-fluorophenyl)-3-phenylurea (107 mg, 98% yield). $^1\text{H NMR}$ (400 MHz, $\text{DMSO-}d_6$): δ 10.84 (s, 1 H), 9.13 (s, 1 H), 8.74 (d, $J = 2.0$ Hz, 1 H), 8.71 (s, 1 H), 8.26 (s, 1 H), 8.22 (d, $J = 8.8$ Hz, 1 H), 7.97 (s, 1 H), 7.57 (d, $J = 4.0$ Hz, 1 H) 7.42-7.40 (m, 2 H), 7.28-7.24 (m, 2 H), 6.98-6.95 (m, 1 H), 4.19 (q, $J = 7.2$ Hz, 2 H), 2.14 (s, 3 H), 1.25 (t, $J = 7.2$ Hz, 3 H); MS (ESI) m/z : 494.1 [$\text{M}+\text{H}$] $^+$.



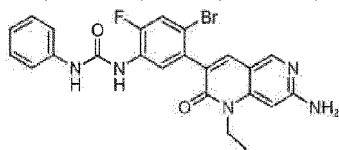
[0253] Example 55: A 0°C solution of **Example A5** (200 mg, 0.58 mmol) and pyridine (91 mg, 1.16 mmol) in DCM (4 mL) was treated drop-wise with 1,3-difluoro-5-isocyanato-benzene (98 mg, 0.64 mmol) and stirred at RT overnight as the cooling bath expired. The mixture was concentrated to dryness and purified by prep-HPLC. The resulting solution was treated with HCl (1 mL) and lyophilized to give 1-(4-chloro-5-(1-ethyl-7-(methylamino)-2-oxo-1,2-dihydro-1,6-naphthyridin-3-yl)-2-fluorophenyl)-3-(3,5-difluorophenyl)urea hydrochloride (74 mg, 26 % yield). $^1\text{H NMR}$ (400 MHz, $\text{DMSO-}d_6$): δ 9.94 (s, 1 H), 9.03 (s, 1 H), 8.54 (s, 1 H), 8.14 (b s, 1 H), 8.13 (d, $J = 8.8$ Hz, 1 H), 7.88 (s, 1 H), 7.57 (d, $J = 11.2$ Hz, 1 H), 7.16-7.12 (m, 2 H), 6.78 (t, $J = 8.8$ Hz, 1 H), 6.57 (s, 1 H), 4.16-4.13 (m, 2 H), 2.96 (s, 3 H), 1.19 (t, $J = 6.8$ Hz, 3 H); MS (ESI) m/z : 502.3 [$\text{M} + \text{H}$] $^+$.



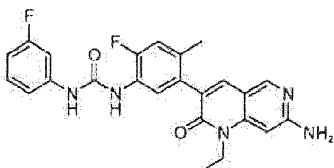
[0254] Example 56: A mixture of **Example A37** (1.3 g, 3.4 mmol), methylamine (25%, 30 mL) and EtOH (5 mL) were heated at 120°C in a pressure vessel for 1 day. The mixture was cooled to RT, the solids collected via filtration, washed with pet ether and dried to give 3-(5-amino-2-bromo-4-fluoro-phenyl)-1-methyl-7-methylamino-1H-[1,6]naphthyridin-2-one (1.06 g, 82.8%

yield).

[0255] A solution of 3-(5-amino-2-bromo-4-fluoro-phenyl)-1-methyl-7-methylamino-1H-[1,6]naphthyridin-2-one (420 mg, 1.16 mmol) in DCM (25 mL) was treated with phenyl isocyanate (0.19 g, 1.62 mmol) and TEA (0.326 g, 3.23 mmol) and stirred at RT for 12 h. The mixture was concentrated under reduced pressure and washed with MTBE (1x). The crude product was purified by prep-HPLC separation (MeCN/H₂O with 0.1% TFA) to give 1-(4-bromo-2-fluoro-5-(1-methyl-7-(methylamino)-2-oxo-1,2-dihydro-1,6-naphthyridin-3-yl)phenyl)-3-phenylurea (245 mg, 44 % yield). ¹H NMR (400 MHz, DMSO-*d*₆): δ 9.08 (s, 1 H), 8.67 (s, 1 H), 8.40 (s, 1 H), 8.17 (d, J = 8.8 Hz, 1 H), 7.70 (s, 1 H), 7.64 (d, J = 10.8 Hz, 1 H), 7.40 (d, J = 7.6 Hz, 2 H), 7.28-7.24 (t, J = 7.6 Hz, 2 H), 7.04-7.03 (m, 1 H), 6.98-6.94 (t, J = 8 Hz, 1 H), 6.17 (s, 1 H), 3.50 (s, 3 H), 2.85 (d, J = 4.8 Hz, 3 H).



[0256] Example 57: To a solution of **Example A33** (300 mg, 0.798 mmol) in DCM (20 mL) was added phenyl isocyanate (284 mg, 2.39 mmol) and TEA (241.7 mg, 2.39 mmol). The mixture was stirred at RT for 3 days and then concentrated and purified by HPLC separation (MeCN/H₂O with 0.1%TFA) to give 1-(5-(7-amino-1-ethyl-2-oxo-1,2-dihydro-1,6-naphthyridin-3-yl)-4-bromo-2-fluorophenyl)-3-phenylurea (20 mg, 5% yield). ¹H NMR (400 MHz, DMSO-*d*₆): δ 9.17 (s, 1 H), 8.72 (s, 1 H), 8.33 (s, 1 H), 8.15 (d, J = 8.4 Hz, 1 H), 7.68 (s, 1 H), 7.63 (d, J = 10.8 Hz, 1 H), 7.41 (s, 1 H), 7.39 (s, 1 H), 7.26-7.22 (t, J = 8.0 Hz, 2 H), 6.96-6.93 (t, J = 7.2 Hz, 1 H), 6.52 (s, 2 H), 6.32 (s, 1 H), 4.09-4.06 (q, J = 5.2 Hz, 2 H), 1.20-1.17 (t, J = 5.2 Hz, 3 H).

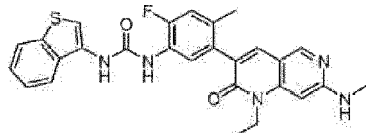


[0257] Example 58: To a biphasic solution of 3-fluoroaniline (0.3 mL, 3.12 mmol) in 1:1 EtOAc/water (10 mL) was added isopropenyl chloroformate (0.564 g, 4.68 mmol) and NaHCO₃ (1.31g, 15.6 mmol) and the mixture stirred at RT overnight. The layers were separated and the aqueous layer was extracted with EtOAc. The combined organic layers were concentrated to dryness and purified by silica gel chromatography (EtOAc/Hex) to furnish prop-1-en-2-yl 3-fluorophenylcarbamate (125 mg, 21% yield) as a white solid. ¹H NMR (400 MHz, DMSO-*d*₆): δ 10.14 (s, 1 H), 7.35 (m, 1 H), 7.31 (m, 1 H), 7.21 (m, 1 H), 6.83 (m, 1 H), 4.74 (m, 2 H), 1.92 (s, 3 H).

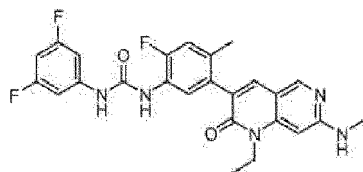
[0258] A solution of prop-1-en-2-yl 3-fluorophenylcarbamate (0.094 g, 0.480 mmol) and

Example A34 (0.100 g, 0.320 mmol) in THF (3 mL) was treated with a catalytic amount (1 drop) of 1-methylpyrrolidine and the mixture heated at 60°C overnight. Additional 1-methylpyrrolidine (2 drops) was added and heating was continued at 60°C for another 24 h. The mixture was cooled to RT, the solid collected via filtration, rinsed with THF and dried to afford

1-(5-(7-amino-1-ethyl-2-oxo-1,2-dihydro-1,6-naphthyridin-3-yl)-2-fluoro-4-methylphenyl)-3-(3-fluorophenyl)urea (123 mg, 85% yield) as a white solid. ¹H NMR (400 MHz, DMSO-*d*₆): δ 9.22 (s, 1 H), 8.53 (s, 1 H), 8.34 (s, 1 H), 7.89 (d, 1 H), 7.65 (s, 1 H), 7.46 (m, 1 H), 7.27 (q, 1 H), 7.13 (d, 1 H), 7.04 (d, 1 H), 6.76 (m, 1 H), 6.47 (s, 2 H), 6.34 (s, 1 H), 4.09 (q, 2 H), 2.06 (s, 3 H), 1.20 (t, 3 H); MS (ESI) *m/z*: 450.2 [M+H]⁺.

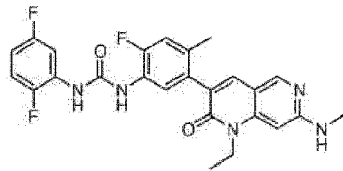


[0259] Example 59: A mixture of 1-benzothiophene-3-carboxylic acid (0.131 g, 0.735 mmol) [\[0C5A121E\]](#) and TEA (0.188 mL, 1.348 mmol) [\[0C3956B0\]](#) in toluene (3.0 mL) [\[0C3956B1\]](#) was treated with DPPA (0.198 mL, 0.919 mmol) [\[0C3956B2\]](#) stirred at RT for 0.5 h, treated with **Example A2** (0.200 g, 0.613 mmol) [\[0C5A5BD9\]](#) and heated at 90°C for 3 days. The mixture was cooled to RT, concentrated to dryness, treated with MeCN (5 mL) and heated at 70°C for 5 minutes. The solid was collected via filtration, washed with MeCN, treated with MeOH, heated at 50°C and collected via filtration. The material was purified via reverse-phase chromatography (MeCN/water with 0.1% TFA). Water and NaHCO₃ were added to the purified product and the resultant precipitate was filtered and dried to afford 1-(benzo[*b*]thiophen-3-yl)-3-(5-(1-ethyl-7-(methylamino)-2-oxo-1,2-dihydro-1,6-naphthyridin-3-yl)-2-fluoro-4-methylphenyl)urea (69 mg, 21% yield) as a white solid. ¹H NMR (400 MHz, DMSO-*d*₆): δ 9.39 (s, 1 H), 8.83 (s, 1 H), 8.45 (s, 1 H), 8.06 (d, 1 H), 7.96 (d, 1 H), 7.87 (d, 1 H), 7.73 (s, 1 H), 7.67 (s, 1 H), 7.45 (m, 3 H), 7.17 (d, 1 H), 6.36 (s, 1 H), 4.16 (m, 2 H), 2.90 (d, 3 H), 2.08 (s, 3 H), 1.21 (t, 3 H); MS (ESI) *m/z*: 502.2 [M+H]⁺.

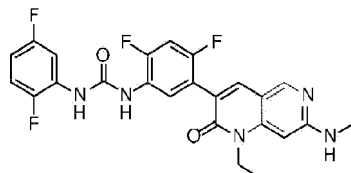


[0260] Example 60: A suspension of **Example A2** (0.096 g, 0.29 mmol) in THF (3 mL) was treated with TEA (0.041 mL, 0.294 mmol) and 3,5-difluorophenyl isocyanate (0.114 g, 0.735 mmol) and stirred at RT for 6 h. The mixture was treated with 60% EtOAc/Hex, stirred for 5

minutes and the resulting solid was collected via filtration and dried to afford 1-(3,5-difluorophenyl)-3-(5-(1-ethyl-7-(methylamino)-2-oxo-1,2-dihydro-1,6-naphthyridin-3-yl)-2-fluoro-4-methylphenyl)urea (0.11 g, 73% yield) as a white solid. $^1\text{H NMR}$ (400 MHz, $\text{DMSO-}d_6$): δ 9.37 (s, 1 H), 8.61 (s, 1 H), 8.40 (s, 1 H), 7.85 (d, $J = 8.4$ Hz, 1 H), 7.66 (s, 1 H), 7.13 (dd, $J = 10.0$ Hz, 2.4 Hz, 3 H), 6.98 (q, $J = 4.8$ Hz, 1 H), 6.80-6.75 (m, 1 H), 6.23 (s, 1 H), 4.14 (q, $J = 6.8$ Hz, 2 H), 2.85 (d, $J = 4.8$ Hz, 3 H), 2.06 (s, 3 H), 1.20 (t, $J = 6.8$ Hz, 3 H); MS (ESI) m/z : 482.2 $[\text{M}+\text{H}]^+$.



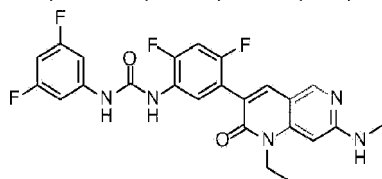
[0261] Example 61: A suspension of **Example A2** (0.096 g, 0.29 mmol) in THF (3 mL) was treated with TEA (0.041 mL, 0.294 mmol) and 2,5-difluoro phenyl isocyanate (0.055 g, 0.353 mmol) and stirred at RT for 2 h. The mixture was treated with 60% EtOAc/Hex, stirred for 5 minutes and the resulting solid was collected via filtration and dried to afford 1-(2,5-difluorophenyl)-3-(5-(1-ethyl-7-(methylamino)-2-oxo-1,2-dihydro-1,6-naphthyridin-3-yl)-2-fluoro-4-methylphenyl)urea (0.12 g, 85% yield) as a white solid. $^1\text{H NMR}$ (400 MHz, $\text{DMSO-}d_6$): δ 9.18 (s, 1 H), 9.06 (s, 1 H), 8.40 (s, 1 H), 8.02-7.97 (m, 1 H), 7.94 (d, $J = 8.4$ Hz, 1 H), 7.66 (s, 1 H), 7.30-7.24 (m, 1 H), 7.14 (d, $J = 12.4$ Hz, 1 H), 6.98 (q, $J = 4.8$ Hz, 1 H), 6.81-6.77 (m, 1 H), 6.23 (s, 1 H), 4.14 (q, $J = 6.8$ Hz, 2 H), 2.85 (d, $J = 4.8$ Hz, 3 H), 2.06 (s, 3 H), 1.20 (t, $J = 6.8$ Hz, 3 H); MS (ESI) m/z : 482.2 $[\text{M}+\text{H}]^+$.



[0262] Example 62: A solution of **Example A7** (0.12 g, 0.266 mmol) in dioxane (5 mL) was treated with 2,5-difluorophenyl isocyanate (0.034 mL, 0.293 mmol) and stirred at RT overnight. The resulting solid was collected via filtration and dried to yield 1-(5-(7-((4-methoxybenzyl)(methyl)amino)-1-ethyl-2-oxo-1,2-dihydro-1,6-naphthyridin-3-yl)-2,4-difluorophenyl)-3-(2,5-difluorophenyl)urea (129 mg, 80% yield). $^1\text{H NMR}$ (400 MHz, $\text{DMSO-}d_6$): δ 9.19 (s, 1 H), 9.10 (s, 1 H), 8.52 (s, 1 H), 8.16 (t, 1 H), 8.01-7.98 (m, 1 H), 7.86 (s, 1 H), 7.38 (t, 1 H), 7.31-7.27 (m, 1 H), 7.18 (d, 2 H), 6.87 (d, 2 H), 6.82-6.80 (m, 1 H), 6.32 (s, 1 H), 4.85 (s, 2 H), 4.19 (q, 2 H), 3.70 (s, 3 H), 3.13 (s, 3 H), 1.13 (t, 3 H); MS (ESI) m/z : 606.3 $[\text{M}+\text{H}]^+$.

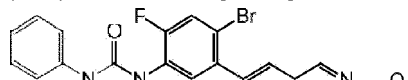
[0263] A solution of 1-(5-(7-((4-methoxybenzyl)(methyl)amino)-1-ethyl-2-oxo-1,2-dihydro-1,6-naphthyridin-3-yl)-2,4-difluorophenyl)-3-(2,5-difluorophenyl)urea (0.129 g, 0.213 mmol) and anisole (0.233 mL, 2.130 mmol) in DCM (2 mL) was treated with TFA (2 mL, 26.0 mmol) and stirred at RT overnight. The mixture was concentrated to dryness, treated with EtOAc and satd.

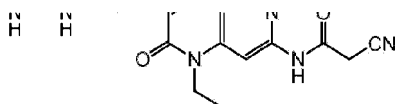
NaHCO₃, stirred for 1 h and the resulting solid collected via filtration and dried to afford 1-(2,5-difluorophenyl)-3-(5-(1-ethyl-7-(methylamino)-2-oxo-1,2-dihydro-1,6-naphthyridin-3-yl)-2,4-difluorophenyl)urea (84 mg, 81% yield). The material was suspended in MeCN (2 mL), treated with 0.5 N HCl (2.076 mL, 0.208 mmol), diluted with water (2 mL), frozen, lyophilized, triturated with Et₂O and the resulting solid was collected via filtration and dried to yield 1-(2,5-difluorophenyl)-3-(5-(1-ethyl-7-(methylamino)-2-oxo-1,2-dihydro-1,6-naphthyridin-3-yl)-2,4-difluorophenyl)urea hydrochloride (85 mg, 94% yield). ¹H NMR (400 MHz, DMSO-*d*₆): δ 9.24 (s, 1 H), 9.18 (s, 1 H), 8.53 (s, 1 H), 8.18 (t, 1 H), 8.02-7.97 (m, 1 H), 7.94 (s, 1 H), 7.90 (br s, 1 H), 7.42 (t, 1 H), 7.32-7.26 (m, 1 H), 6.84-6.80 (m, 1 H), 6.48 (s, 1 H), 4.19 (q, 2 H), 2.94 (s, 3 H), 1.21 (t, 3 H); MS (ESI) *m/z*: 486.2 [M+H]⁺.



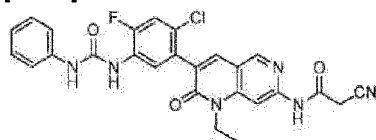
[0264] Example 63: A solution of **Example A7** (0.12 g, 0.266 mmol) in dioxane (5 mL) was treated with 3,5-difluorophenyl isocyanate (0.038 mL, 0.320 mmol) and stirred at RT overnight. Additional 3,5-difluorophenyl isocyanate (0.038 mL, 0.320 mmol) was added and the mixture stirred for 4 h. The resulting precipitate was collected via filtration and dried to yield 1-(5-(7-((4-methoxybenzyl)(methyl)amino)-1-ethyl-2-oxo-1,2-dihydro-1,6-naphthyridin-3-yl)-2,4-difluorophenyl)-3-(3,5-difluorophenyl)urea (112 mg, 69% yield). ¹H NMR (400 MHz, DMSO-*d*₆): δ 9.38 (s, 1 H), 8.67 (s, 1 H), 8.52 (s, 1 H), 8.05 (t, 1 H), 7.86 (s, 1 H), 7.38 (t, 1 H), 7.19-7.14 (m, 4 H), 6.86 (d, 2 H), 6.80-6.77 (m, 1 H), 6.32 (s, 1 H), 4.85 (s, 2 H), 4.19 (q, 2 H), 3.70 (s, 3 H), 3.12 (s, 3 H), 1.13 (t, 3 H); MS (ESI) *m/z*: 606.3 [M+H]⁺.

[0265] A solution of 1-(5-(7-((4-methoxybenzyl)(methyl)amino)-1-ethyl-2-oxo-1,2-dihydro-1,6-naphthyridin-3-yl)-2,4-difluorophenyl)-3-(3,5-difluorophenyl)urea (0.112 g, 0.185 mmol) and anisole (0.202 mL, 1.849 mmol) in DCM (2 mL) was treated with TFA (2 mL, 26.0 mmol) and stirred at RT overnight. The mixture was concentrated to dryness, treated with EtOAc and satd. NaHCO₃, stirred for 1 h and the resulting solid collected via filtration and dried to afford 1-(3,5-difluorophenyl)-3-(5-(1-ethyl-7-(methylamino)-2-oxo-1,2-dihydro-1,6-naphthyridin-3-yl)-2,4-difluorophenyl)urea (57 mg, 64% yield). The material was dissolved in MeCN (2 mL), treated with 0.1N HCl (1.17 mL, 0.117 mmol), diluted with water (3 mL), frozen, lyophilized, triturated with Et₂O and the resulting solid was collected via filtration and dried to yield 1-(3,5-difluorophenyl)-3-(5-(1-ethyl-7-(methylamino)-2-oxo-1,2-dihydro-1,6-naphthyridin-3-yl)-2,4-difluorophenyl)urea hydrochloride (57 mg, 96% yield). ¹H NMR (400 MHz, DMSO-*d*₆): δ 9.95 (s, 1 H), 8.80 (s, 1 H), 8.51 (s, 1 H), 8.07 (t, 1 H), 7.92 (s, 1 H), 7.70 (br s, 1 H), 7.40 (t, 1 H), 7.15 (d, 2 H), 6.82-6.77 (m, 1 H), 6.43 (s, 1 H), 4.15 (q, 2 H), 2.91 (s, 3 H), 1.21 (t, 3 H); MS (ESI) *m/z*: 486.2 [M+H]⁺.

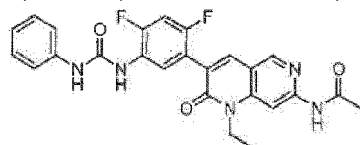




[0266] Example 64: A suspension of **Example 57** (135 mg, 0.272 mmol) in ethyl cyanoacetate (2.307 g, 20.40 mmol) was heated at 105°C for 4.5 h, then at 125°C for 2 days. The mixture was treated with NMP (0.3 mL), heated at 125°C for 5 h, then cooled to RT and purified via silica gel chromatography (EtOAc/Hex). The material was re-purified via silica gel chromatography (THF/Hex), dissolved in 4:1 MeCN/H₂O, frozen and lyophilized. The material was treated with MTBE, the resulting solid collected via filtration and dried to afford N-(3-(2-bromo-4-fluoro-5-(3-phenylureido)phenyl)-1-ethyl-2-oxo-1,2-dihydro-1,6-naphthyridin-7-yl)-2-cyanoacetamide (13 mg, 8.5% yield) as an off-white solid. ¹H NMR (400 MHz, DMSO-d₆): δ 11.17 (s, 1 H), 9.10 (s, 1 H), 8.74 (m, 2 H), 8.23 (d, J = 8.5 Hz, 1 H), 8.17 (s, 1 H), 7.98 (s, 1 H), 7.70 (d, J = 10.7 Hz, 1 H), 7.41 (d, J = 8.1 Hz, 2 H), 7.26 (t, J = 7.8 Hz, 2 H), 6.97 (t, J = 7.4 Hz, 1 H), 4.22 (q, J = 7.2 Hz, 2 H), 4.05 (s, 2 H), 1.26 (t, J = 6.8 Hz, 3 H); MS (ESI) m/z: 565.1 [M+H]⁺.



[0267] Example 65: A suspension of **Example 21** (0.180 g, 0.398 mmol) in ethyl cyanoacetate (3 ml, 28.1 mmol) was heated at 125°C overnight. The mixture was treated with NMP (0.3 mL), heated at 125°C for 24 h, then cooled to RT and purified via silica gel chromatography (EtOAc/Hex). The material was re-purified via silica gel chromatography (THF/Hex), dissolved in 4:1 MeCN/H₂O, frozen and lyophilized, treated with MTBE and the resulting solid collected via filtration and dried to afford N-(3-(2-chloro-4-fluoro-5-(3-phenylureido)phenyl)-1-ethyl-2-oxo-1,2-dihydro-1,6-naphthyridin-7-yl)-2-cyanoacetamide (22 mg, 11% yield) as an off-white solid. ¹H NMR (400 MHz, DMSO-d₆): δ 11.17 (s, 1 H), 9.10 (s, 1 H), 8.75 (s, 1 H), 8.73 (s, 1 H), 8.23 (d, J = 8.6 Hz, 1 H), 8.17 (s, 1 H), 8.01 (s, 1 H), 7.58 (d, J = 11.0 Hz, 1 H), 7.41 (d, J = 8.0 Hz, 2 H), 7.26 (t, J = 7.8 Hz, 2 H), 6.97 (t, J = 7.0 Hz, 1 H), 4.22 (q, J = 7.1 Hz, 2 H), 4.05 (s, 2 H), 1.26 (t, J = 7.0 Hz, 3 H); MS (ESI) m/z: 519.1 [M+H]⁺.



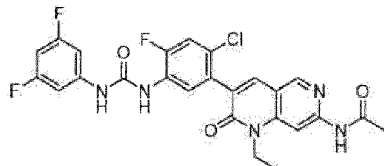
[0268] Example 66: A solution of **Example A36** (1 g, 2.3 mmol) in TFA (10 mL) was stirred at 60°C overnight. The solvent was removed and the crude product was treated with satd. NaHCO₃ and extracted with EtOAc (2x). The combined organic extracts were washed with brine, dried over Na₂SO₄, and evaporated to yield 7-amino-3-(5-amino-2,4-difluorophenyl)-1-

ethyl-1,6-naphthyridin-2(1H)-one (600 mg, 83% yield), which was used in next step without purification.

[0269] A solution of 7-amino-3-(5-amino-2,4-difluorophenyl)-1-ethyl-1,6-naphthyridin-2(1H)-one (500 mg, 1.58 mmol) and TEA (638 mg, 6.32 mmol) in DCM (5 mL) was treated drop-wise with phenyl isocyanate (503 mg, 4.8 mmol) and stirred at RT overnight. The mixture was concentrated to dryness and purified by silica gel chromatography (EtOAc/pet ether) to afford 1-(5-(7-amino-1-ethyl-2-oxo-1,2-dihydro-1,6-naphthyridin-3-yl)-2,4-difluorophenyl)-3-phenylurea (500 mg, 73% yield). $^1\text{H NMR}$ (400 MHz, $\text{DMSO-}d_6$): δ 9.03 (s, 1 H), 8.55 (s, 1 H), 8.38 (s, 1 H), 8.13 (m, 1 H), 7.83 (s, 1 H), 7.43 (d, $J = 7.6$ Hz, 2 H), 7.39-7.34 (m, 1 H), 7.29-7.25 (m, 2 H), 6.99-6.95 (m, 1 H), 6.58 (s, 2 H), 6.34 (s, 1 H), 4.13-4.08 (q, $J = 0.8$ Hz, 2 H), 1.22 (t, $J = 6.8$ Hz, 3 H).

[0270] A solution of 1-(5-(7-amino-1-ethyl-2-oxo-1,2-dihydro-1,6-naphthyridin-3-yl)-2,4-difluorophenyl)-3-phenylurea (150 mg, 0.344 mmol) and TEA (174.2 mg, 1.72 mmol) in THF (3 mL) was treated drop-wise with acetyl chloride (81 mg, 1.03 mmol) at RT. The resulting mixture was stirred for 2 h and the solvent was removed to give the crude product. It was diluted, washed with brine, dried over Na_2SO_4 , concentrated under reduced pressure and purified by silica gel chromatography to give N-acetyl-N-{3-[2,4-difluoro-5-(3-phenyl-ureido)-phenyl]-1-ethyl-2-oxo-1,2-dihydro-[1,6]naphthyridin-7-yl}-acetamide (150 mg, 84% yield). $^1\text{H NMR}$ (400 MHz, $\text{DMSO-}d_6$): δ 10.86 (s, 1 H), 9.41 (s, 1 H), 8.79 (s, 1 H), 8.74 (s, 1 H), 8.27 (s, 1 H), 8.20-8.16 (m, 1 H), 8.08 (s, 1 H), 8.00 (s, 1 H), 7.46-7.39 (m, 3 H), 7.29-7.25 (m, 2 H), 6.98-6.95 (m, 1 H), 4.25-4.22 (t, $J = 7.2$ Hz, 3 H), 2.16 (s, 3 H), 1.27 (s, 3 H).

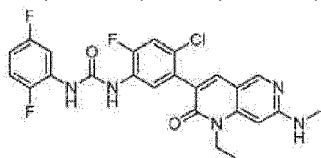
[0271] To a solution of N-acetyl-N-{3-[2,4-difluoro-5-(3-phenyl-ureido)-phenyl]-1-ethyl-2-oxo-1,2-dihydro-[1,6]naphthyridin-7-yl}-acetamide (100 mg, 0.19 mmol) in MeOH (2 mL) was added K_2CO_3 (79 mg, 0.57 mmol) and water (1 mL), and the mixture was stirred overnight at RT. MeOH was removed under reduced pressure and the residue was diluted with water (8 mL). The mixture was extracted with EtOAc to give a crude product which purified by prep-HPLC to give 1-(5-(7-acetamido-1-ethyl-2-oxo-1,2-dihydro-1,6-naphthyridin-3-yl)-2,4-difluorophenyl)-3-phenylurea (32 mg, 23% yield). $^1\text{H NMR}$ (400 MHz, $\text{DMSO-}d_6$): δ 10.85 (s, 1 H), 9.08 (s, 1 H), 8.74 (s, 1 H), 8.61 (s, 1 H), 8.27 (s, 1 H), 8.21-8.16 (m, 1 H), 8.07 (s, 1 H), 7.45-7.40 (m, 3 H), 7.30-7.26 (m, 2 H), 7.00-6.96 (m, 1 H), 4.24-4.18 (q, $J = 6.8$ Hz, 2 H), 2.16 (s, 3 H), 1.28-1.25 (t, $J = 6.8$ Hz, 3 H); MS (ESI) m/z : 478.3 $[\text{M}+\text{H}]^+$.



[0272] Example 67: A solution of Example A3 (0.20 g, 0.568 mmol) in THF (6 mL) was treated with TEA (0.098 mL, 0.710 mmol) followed by 3,5-difluorophenyl isocyanate (0.092 g,

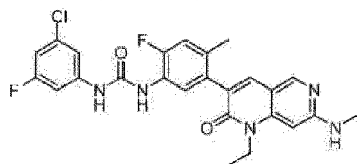
0.596 mmol) and stirred at RT for 2 h. Additional 3,5-difluorophenyl isocyanate (0.14 g, 0.903 mmol) was added and the mixture stirred at RT overnight. More 3,5-difluorophenyl isocyanate (0.25 g, 1.61 mmol) was added and the mixture stirred at RT for 24 h. The mixture was cooled to 0°C and the solids collected via filtration and dried. The filtrate was concentrated to dryness and purified via silica gel chromatography (THF/Hex) and combined with the isolated solid to afford 1-(4-chloro-5-(7-chloro-1-ethyl-2-oxo-1,2-dihydro-1,6-naphthyridin-3-yl)-2-fluorophenyl)-3-(3,5-difluorophenyl)urea (177 mg, 61% yield). ¹H NMR (400 MHz, DMSO-*d*₆): δ 9.27 (br s, 2 H), 8.79 (s, 1 H), 8.15 (d, *J* = 8.5 Hz, 1 H), 8.08 (s, 1 H), 7.74 (s, 1 H), 7.57 (d, *J* = 10.9 Hz, 1 H), 7.16 (m, 2 H), 6.77 (m, 1 H), 4.27 (q, *J* = 7.0 Hz, 2 H), 1.20 (t, *J* = 7.0 Hz, 3 H); MS (ESI) *m/z*: 507.1 [M+H]⁺.

[0273] A mixture of 1-(4-chloro-5-(7-chloro-1-ethyl-2-oxo-1,2-dihydro-1,6-naphthyridin-3-yl)-2-fluorophenyl)-3-(3,5-difluorophenyl)urea (178 mg, 0.351 mmol), Xantphos (20.30 mg, 0.035 mmol), Cs₂CO₃ (229 mg, 0.702 mmol) and acetamide (104 mg, 1.754 mmol) in dioxane (3.5 mL) was sparged with Ar for 10 min, treated with Pd₂(dba)₃ (16.07 mg, 0.018 mmol) and heated at 100°C overnight. The mixture was cooled to RT, treated with THF, the solids removed via filtration through diatomaceous earth and rinsed well with THF. The filtrate was washed with brine (3x), dried over MgSO₄, concentrated to dryness and purified via silica gel chromatography (EtOAc/Hex). The material was suspended in 4:1 MeCN/H₂O, frozen and lyophilized; the resulting solid was triturated with MTBE, collected via filtration and dried to afford N-(3-(2-chloro-5-(3-(3,5-difluorophenyl)ureido)-4-fluorophenyl)-1-ethyl-2-oxo-1,2-dihydro-1,6-naphthyridin-7-yl)acetamide (9 mg, 4.8% yield). ¹H NMR (500 MHz, DMSO-*d*₆): δ 10.86 (s, 1 H), 9.48 (s, 1 H), 8.89 (s, 1 H), 8.74 (s, 1 H), 8.29 (s, 1 H), 8.17 (d, *J* = 8.5 Hz, 1 H), 8.01 (s, 1 H), 7.63 (d, *J* = 10.9 Hz, 1 H), 7.17 (m, 2 H), 6.84-6.83 (m, 1 H), 4.22 (q, *J* = 7.2 Hz, 2 H), 2.17 (s, 3 H), 1.27 (t, *J* = 7.1 Hz, 3 H); MS (ESI) *m/z*: 530.1 [M+H]⁺.



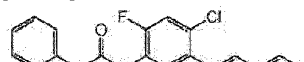
[0274] Example 68: A solution of **Example A4** (250 mg, 0.535 mmol) in pyridine (2 mL) was treated with 2,5-difluorophenyl isocyanate (91 mg, 0.589 mmol) and stirred at RT overnight. Additional 2,5-difluorophenyl isocyanate (30 μL, 0.256 mmol) was added and stirred at RT for 4 h. The mixture was concentrated to near-dryness, treated with EtOAc and brine and the resulting solid was collected via filtration and dried to afford 1-(4-chloro-5-(1-ethyl-7-((4-methoxybenzyl)(methyl)amino)-2-oxo-1,2-dihydro-1,6-naphthyridin-3-yl)-2-fluorophenyl)-3-(2,5-difluorophenyl)urea (314 mg, 94% yield). ¹H NMR (400 MHz, DMSO-*d*₆): δ 9.31 (s, 2 H), 8.51 (s, 1 H), 8.19 (d, *J* = 8.6 Hz, 1 H), 7.98 (m, 1 H), 7.78 (s, 1 H), 7.56 (d, *J* = 10.9 Hz, 1 H), 7.29 (m, 1 H), 7.18 (d, *J* = 8.4 Hz, 2 H), 6.89-6.78 (m, 3 H), 6.33 (s, 1 H), 4.85 (s, 2 H), 4.19 (q, *J* = 7.1 Hz, 2 H), 3.70 (s, 3 H), 3.13 (s, 3 H), 1.13 (t, *J* = 7.0 Hz, 3 H); MS (ESI) *m/z*: 622.2 [M+H]⁺.

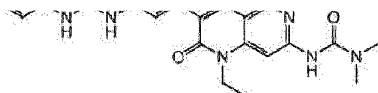
[0275] A mixture of 1-(4-chloro-5-(1-ethyl-7-((4-methoxybenzyl)(methyl)amino)-2-oxo-1,2-dihydro-1,6-naphthyridin-3-yl)-2-fluorophenyl)-3-(2,5-difluorophenyl)urea (314 mg, 0.505 mmol) and anisole (273 mg, 2.52 mmol) was treated with TFA (3.0 mL, 51.9 mmol) and stirred at RT for 2.5 h. The mixture was concentrated to near-dryness, treated with EtOAc and satd. NaHCO₃ and the resulting solid collected via filtration and dried to afford 1-(4-chloro-5-(1-ethyl-7-((methylamino)-2-oxo-1,2-dihydro-1,6-naphthyridin-3-yl)-2-fluorophenyl)-3-(2,5-difluorophenyl)urea (233 mg, 92% yield). ¹H NMR (400 MHz, DMSO-*d*₆): δ 9.24 (m, 2 H), 8.40 (s, 1 H), 8.17 (d, *J* = 8.7 Hz, 1 H), 7.97 (m, 1 H), 7.73 (s, 1 H), 7.54 (d, *J* = 11.0 Hz, 1 H), 7.27 (m, 1 H), 7.02 (m, 1 H), 6.80 (m, 1 H), 6.23 (s, 1 H), 4.12 (q, *J* = 7.1 Hz, 2 H), 2.85 (d, *J* = 4.9 Hz, 3 H), 1.19 (t, *J* = 7.0 Hz, 3 H); MS (ESI) *m/z*: 502.2 [M+H]¹.



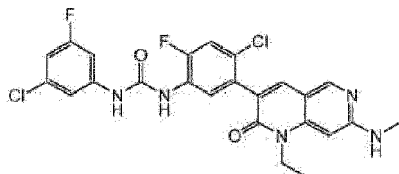
[0276] Example 69: A bi-phasic solution of **Example A1** (0.15 g, 0.336 mmol) in EtOAc (5 mL) and satd. NaHCO₃ (4.2 mL) was treated with isopropenyl chloroformate (0.061 g, 0.504 mmol) and stirred at RT for 2 h. The layers were separated, the aqueous layer extracted with EtOAc (1x) and the combined organics were washed with brine, dried over Na₂SO₄ and concentrated to dryness. The solid was dissolved in THF (2 mL), treated with 1-methylpyrrolidine (0.011 g, 0.134 mmol) and 3-chloro-5-fluoro aniline (0.098 g, 0.672 mmol) and heated at 55°C for 20 h. The mixture was cooled to RT, concentrated to dryness and purified via silica gel chromatography (EtOAc/Hex) to afford 1-(3-chloro-5-fluorophenyl)-3-(5-(1-ethyl-7-((4-methoxybenzyl)(methyl)amino)-2-oxo-1,2-dihydro-1,6-naphthyridin-3-yl)-2-fluoro-4-methylphenyl)urea (105 mg, 51% yield). MS (ESI) *m/z*: 618.2 [M+H]¹.

[0277] A solution of 1-(3-chloro-5-fluorophenyl)-3-(5-(1-ethyl-7-((4-methoxybenzyl)(methyl)amino)-2-oxo-1,2-dihydro-1,6-naphthyridin-3-yl)-2-fluoro-4-methylphenyl)urea (0.105 g, 0.170 mmol) in TFA (3 mL) was treated with anisole (0.093 ml, 0.849 mmol) and stirred at RT for 4 h. The mixture was concentrated to dryness and purified via reverse-phase chromatography (MeCN/ H₂O with 0.1% TFA). The combined fractions were neutralized with satd. NaHCO₃, extracted with EtOAc (2x) and the combined organics were washed with water, then brine, dried over Na₂SO₄ and concentrated to dryness to afford 1-(3-chloro-5-fluorophenyl)-3-(5-(1-ethyl-7-((methylamino)-2-oxo-1,2-dihydro-1,6-naphthyridin-3-yl)-2-fluoro-4-methylphenyl)urea (62 mg, 73% yield). ¹H NMR (400 MHz, DMSO-*d*₆): δ 9.54 (s, 1 H), 8.69 (s, 1 H), 8.40 (s, 1 H), 7.85 (d, *J* = 8.4 Hz, 1 H), 7.66 (s, 1 H), 7.35 (s, 1 H), 7.27 (dt, *J* = 11.3, 2.1 Hz, 1 H), 7.14 (d, *J* = 12.1 Hz, 1 H), 7.00-6.95 (m, 2 H), 6.24 (s, 1 H), 4.14 (q, *J* = 7.1 Hz, 2 H), 2.85 (d, *J* = 4.9 Hz, 3 H), 2.07 (s, 3 H), 1.21 (t, *J* = 7.0 Hz, 3 H); MS (ESI) *m/z*: 498.2 [M+H]⁺





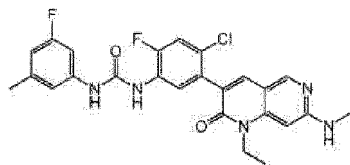
[0278] Example 70: A solution of **Example A50** (0.105 g, 0.196 mmol) in dioxane (4 mL) was treated with dimethylamine (2M in THF, 4 mL, 8.0 mmol) and stirred at RT overnight. 1-Methylpyrrolidine (0.1 ml) was added and the mixture was stirred at RT for 24 h. Additional 1-methylpyrrolidine (0.1 ml) and dimethylamine (2M in THF, 2 mL, 4.0 mmol) were added and the mixture was stirred at RT for 3 days, then heated at 40°C for 24 h. The mixture was cooled to RT, the solid collected via filtration and dried to afford 3-(3-(2-chloro-4-fluoro-5-(3-phenylureido)phenyl)-1-ethyl-2-oxo-1,2-dihydro-1,6-naphthyridin-7-yl)-1,1-dimethylurea (80 mg, 73% yield). ¹H NMR (400 MHz, DMSO-d₆): δ 9.19 (s, 1 H), 9.08 (s, 1 H), 8.70 (m, 1 H), 8.65 (s, 1 H), 8.21 (d, J = 8.6 Hz, 1 H), 8.01 (s, 1 H), 7.94 (s, 1 H), 7.56 (d, J = 11.0 Hz, 1 H), 7.43-7.41 (m, 2 H), 7.26 (m, 2 H), 6.97 (t, J = 7.4 Hz, 1 H), 4.17 (q, J = 7.0 Hz, 2 H), 2.97 (s, 6 H), 1.24 (t, J = 7.0 Hz, 3 H); MS (ESI) m/z: 523.2 [M+H]⁺.



[0279] Example 71: A mixture of **Example A47** (200 mg, 0.363 mmol), DIEA (188 mg, 1.452 mmol) and 3-chloro-5-fluoroaniline (211 mg, 1.452 mmol) in dioxane (5 mL) was heated at 80°C overnight. The mixture was cooled to RT, treated with EtOAc and satd. NaHCO₃ and the resulting solid collected via filtration and dried to afford crude 1-(4-chloro-5-(1-ethyl-7-((4-methoxybenzyl)(methyl)amino)-2-oxo-1,2-dihydro-1,6-naphthyridin-3-yl)-2-fluorophenyl)-3-(3-chloro-5-fluorophenyl)urea (91 mg, 39% yield) which was carried on to the next step without further purification. MS (ESI) m/z: 638.2 [M+H]⁺.

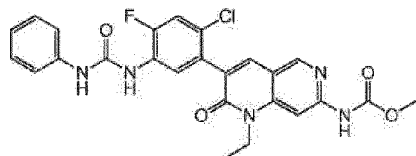
[0280] A mixture of 1-(4-chloro-5-(1-ethyl-7-((4-methoxybenzyl)(methyl)amino)-2-oxo-1,2-dihydro-1,6-naphthyridin-3-yl)-2-fluorophenyl)-3-(3-chloro-5-fluorophenyl)urea (91 mg, 0.143 mmol) and anisole (77 mg, 0.713 mmol) was stirred in TFA (3 mL) at RT for 3 h. The mixture was concentrated to near-dryness, dissolved in EtOAc and treated with satd. NaHCO₃. The layers were separated, the organic layer washed with brine and dried over Na₂SO₄. Solids precipitated, so THF, MeOH and DMF were added and the mixture was warmed to afford a clear solution, then filtered to remove salts. The filtrate was concentrated to dryness and purified via reverse-phase chromatography (MeCN/H₂O with 0.1% TFA). The organics were removed under reduced pressure, the aqueous residue neutralized with satd. NaHCO₃, extracted with warm EtOAc (2x) and the combined organics were washed with brine, dried over Na₂SO₄ and concentrated to dryness to afford 1-(4-chloro-5-(1-ethyl-7-(methylamino)-2-oxo-1,2-dihydro-1,6-naphthyridin-3-yl)-2-fluorophenyl)-3-(3-chloro-5-fluorophenyl)urea (55 mg, 74% yield). ¹H NMR (400 MHz, DMSO-d₆): δ 9.43 (s, 1 H), 8.83 (s, 1 H), 8.41 (s, 1 H), 8.09 (d,

J = 8.6 Hz, 1 H), 7.74 (s, 1 H), 7.55 (d, J = 10.9 Hz, 1 H), 7.36 (s, 1 H), 7.27 (dt, J = 11.2, 2.1 Hz, 1 H), 7.06-6.98 (m, 2 H), 6.24 (s, 1 H), 4.14 (q, J = 7.1 Hz, 2 H), 2.86 (d, J = 4.8 Hz, 3 H), 1.20 (t, J = 7.0 Hz, 3 H); MS (ESI) m/z: 518.1 [M+H]⁺.



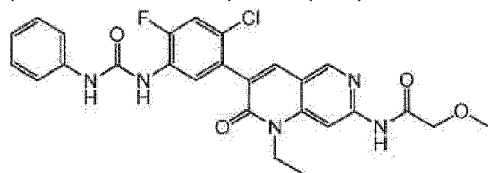
[0281] Example 72: A mixture of **Example A47** (200 mg, 0.363 mmol), DIEA (188 mg, 1.452 mmol) and 3-chloro-5-methylaniline (182 mg, 1.452 mmol) in dioxane (5 mL) was heated at 80°C overnight. The mixture was cooled to RT, treated with EtOAc and satd. NaHCO₃ and the resulting solid collected via filtration and dried to afford crude 1-(4-chloro-5-(1-ethyl-7-((4-methoxybenzyl)(methyl)amino)-2-oxo-1,2-dihydro-1,6-naphthyridin-3-yl)-2-fluorophenyl)-3-(3-fluoro-5-methylphenyl)urea (197 mg, 88% yield). MS (ESI) m/z: 618.2 [M+H]⁺.

[0282] A mixture of 1-(4-chloro-5-(1-ethyl-7-((4-methoxybenzyl)(methyl)amino)-2-oxo-1,2-dihydro-1,6-naphthyridin-3-yl)-2-fluorophenyl)-3-(3-fluoro-5-methylphenyl)urea (197 mg, 0.319 mmol) and anisole (172 mg, 1.594 mmol) was stirred in TFA (4 mL) at RT for 3 h. The mixture was concentrated to near-dryness, treated with EtOAc and satd. NaHCO₃ and the resulting solid collected via filtration and dried to afford 1-(4-chloro-5-(1-ethyl-7-(methylamino)-2-oxo-1,2-dihydro-1,6-naphthyridin-3-yl)-2-fluorophenyl)-3-(3-fluoro-5-methylphenyl)urea (113 mg, 71% yield). ¹H NMR (400 MHz, DMSO-d₆): δ 9.18 (br s, 1 H), 8.80 (br s, 1 H), 8.41 (s, 1 H), 8.14 (d, J = 8.5 Hz, 1 H), 7.73 (s, 1 H), 7.52 (d, J = 10.8 Hz, 1 H), 7.22 (d, J = 11.5 Hz, 1 H), 7.03 (br s, 1 H), 6.92 (s, 1 H), 6.67-6.59 (m, 1 H), 6.24 (s, 1 H), 4.14 (q, J = 7.1 Hz, 2 H), 2.86 (s, 3 H), 2.25 (s, 3 H), 1.21 (t, J = 7.3 Hz, 3 H); MS (ESI) m/z: 498.1 [M+H]⁺.

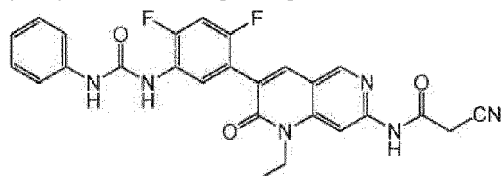


[0283] Example 73: A mixture of **Example 21** (100 mg, 0.221 mmol) in pyridine (3 mL) was treated drop-wise with methylchloroformate (23 mg, 0.243 mmol) and stirred at RT for 4 h. Additional methylchloroformate (50 μL) was added and the mixture stirred overnight. The mixture was treated with additional methylchloroformate (100 μL) and stirred for another 2 days. The mixture was concentrated to dryness, treated with EtOAc and water and the resulting solid collected via filtration. The material was purified via reverse-phase chromatography (MeCN/H₂O with 0.1% TFA); the organics were removed under reduced pressure and the aqueous mixture was neutralized with satd. NaHCO₃. The resulting solid was collected via filtration, washed with water and dried to afford methyl (3-(2-chloro-4-fluoro-5-(3-phenylureido)phenyl)-1-ethyl-2-oxo-1,2-dihydro-1,6-naphthyridin-7-yl)carbamate (101 mg,

87% yield). $^1\text{H NMR}$ (400 MHz, DMSO-d_6): δ 10.56 (br s, 1 H), 9.31-8.78 (m, 2 H), 8.67 (s, 1 H), 8.20 (d, $J = 8.6$ Hz, 1 H), 7.96 (s, 2 H), 7.56 (d, $J = 11.0$ Hz, 1 H), 7.42 (d, $J = 8.0$ Hz, 2 H), 7.26 (t, $J = 7.8$ Hz, 2 H), 6.96 (t, $J = 7.4$ Hz, 1 H), 4.20 (q, $J = 7.2$ Hz, 2 H), 3.71 (s, 3 H), 1.25 (t, $J = 7.1$ Hz, 3 H); MS (ESI) m/z : 510.1 $[\text{M}+\text{H}]^+$.



[0284] Example 74: A mixture of **Example 21** (90 mg, 0.199 mmol) and pyridine (79 mg, 0.996 mmol) in THF (4 mL) was treated drop-wise with methoxy acetyl chloride (27 mg, 0.249 mmol) and stirred at RT for 22 h. Additional methoxy acetyl chloride (30 μL , 0.328 mmol) was added, the mixture heated at 40°C for 6 h, then cooled to RT and stirred overnight. The mixture was treated with EtOAc and water, stirred for 1 h, the resulting solid collected via filtration and dried to afford N-(3-(2-chloro-4-fluoro-5-(3-phenylureido)phenyl)-1-ethyl-2-oxo-1,2-dihydro-1,6-naphthyridin-7-yl)-2-methoxyacetamide (76 mg, 72% yield). $^1\text{H NMR}$ (400 MHz, DMSO-d_6): δ 10.39 (s, 1 H), 9.09 (s, 1 H), 8.73 (m, 2 H), 8.27-8.20 (m, 2 H), 8.00 (s, 1 H), 7.58 (d, $J = 10.9$ Hz, 1 H), 7.41 (d, $J = 8.0$ Hz, 2 H), 7.26 (t, $J = 7.7$ Hz, 2 H), 6.97 (t, $J = 7.3$ Hz, 1 H), 4.21 (q, $J = 7.1$ Hz, 2 H), 4.12 (s, 2 H), 3.38 (s, 3 H), 1.26 (t, $J = 7.1$ Hz, 3 H); MS (ESI) m/z : 524.2 $[\text{M}+\text{H}]^+$.

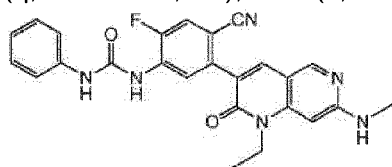


[0285] Example 75: A mixture of **Example A18** (752 mg, 9.0 mmol), Cs_2CO_3 (2.0 g, 6.0 mmol) and Xantphos (173 mg, 0.3 mmol) in dioxane (10 mL) was sparged with N_2 , treated with $\text{Pd}_2(\text{dba})_3$ (165 mg, 0.18 mmol), sparged again with N_2 and heated at 100°C overnight. The mixture was cooled to RT, poured into water and extracted with EtOAc (3x). The combined organics were washed with brine, dried over Na_2SO_4 , concentrated to dryness and purified via silica gel chromatography to afford N-(3-(5-amino-2,4-difluorophenyl)-1-ethyl-2-oxo-1,2-dihydro-1,6-naphthyridin-7-yl)-2-cyanoacetamide (500 mg, 44% yield). $^1\text{H NMR}$ (400 MHz, DMSO-d_6): δ 11.15 (s, 1 H), 8.71 (s, 1 H), 8.14 (s, 1 H), 7.98 (s, 1 H), 7.06-7.11 (m, 1 H), 6.80-6.85 (m, 1 H), 5.06 (s, 2 H) 4.22-4.18 (m, 2 H), 4.08 (s, 2 H), 1.25-1.22 (t, $J = 7.2$ Hz, 3 H).

[0286] A solution of N-(3-(5-amino-2,4-difluorophenyl)-1-ethyl-2-oxo-1,2-dihydro-1,6-naphthyridin-7-yl)-2-cyanoacetamide (0.5 g, 1.3 mmol) and K_2CO_3 (448 mg, 3.25 mmol) in THF (4 mL) was treated drop-wise with phenyl chloroformate (408 mg, 2.6 mmol) and heated at 60°C overnight. The mixture was cooled to RT, concentrated to dryness, treated with water and extracted with EtOAc (2x). The combined organics were washed with brine, dried over

Na₂SO₄, concentrated and purified via silica gel chromatography to afford phenyl (5-(7-(2-cyanoacetamido)-1-ethyl-2-oxo-1,2-dihydro-1,6-naphthyridin-3-yl)-2,4-difluorophenyl)carbamate (400 mg, 61% yield).

[0287] A solution of phenyl (5-(7-(2-cyanoacetamido)-1-ethyl-2-oxo-1,2-dihydro-1,6-naphthyridin-3-yl)-2,4-difluorophenyl)carbamate (400 mg, 0.80 mmol) and aniline (158 mg, 1.6 mmol) in DMSO (3 mL) was heated at 60°C overnight and purified via reverse-phase chromatography (MeCN/H₂O with 0.1% TFA) to afford 2-cyano-N-(3-(2,4-difluoro-5-(3-phenylureido)phenyl)-1-ethyl-2-oxo-1,2-dihydro-1,6-naphthyridin-7-yl)acetamide (50 mg, 13% yield). ¹H NMR (400 MHz, DMSO-*d*₆): δ 11.23 (s, 1 H), 8.92 (s, 1 H), 8.78 (s, 1 H), 8.20-8.16 (m, 2 H), 8.11 (s, 1 H), 7.49-7.39 (m, 4 H), 7.29-7.25 (m, 2 H), 6.96 (t, *J* = 7.2 Hz, 1H) 4.26-4.21 (q, *J* = 6.8 Hz, 2H), 4.09 (s, 2 H), 1.30-1.26 (t, *J* = 6.8 Hz, 3 H); MS (ESI) *m/z*: 503.2 [M+H]⁺.



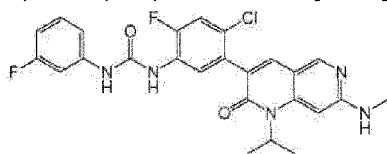
[0288] Example 76: A solution of **Example C5** (3 g, 10.9 mmol) in DMF (50 mL) was treated with ZnCN₂ (1.7 g, 16.4 mmol) and Pd(PPh₃)₄ (1.26 g, 1.09 mmol), sparged with N₂ and heated at 100°C for 12 h. The mixture was cooled to RT, treated with water and extracted with EtOAc (3x). The combined organics were washed with brine (3x), dried over Na₂SO₄, concentrated to dryness and purified via silica gel chromatography (EtOAc/pet ether) to afford ethyl 2-(5-amino-2-cyano-4-fluorophenyl)acetate (600 mg, 25% yield). ¹H NMR (400 MHz, CDCl₃): δ 7.19 (d, *J* = 2.4 Hz, 1 H), 6.67 (d, *J* = 8.4 Hz, 1 H), 4.13-4.11 (q, *J* = 6.8 Hz, 2 H), 3.66 (s, 2 H), 1.23-1.19 (t, *J* = 6.8 Hz, 3 H).

[0289] A solution of ethyl 2-(5-amino-2-cyano-4-fluorophenyl)acetate (400 mg, 1.80 mmol) and **Example B1** (281 mg, 1.80 mmol) in DMF (20 mL) was treated with Cs₂CO₃ (1.17 g, 3.60 mmol) and stirred at RT for 1 h. The resulting solid was collected via filtration, washed with water and dried to afford 4-amino-2-(7-chloro-1-ethyl-2-oxo-1,2-dihydro-1,6-naphthyridin-3-yl)-5-fluorobenzonitrile (420 mg, 68% yield). ¹H NMR (400 MHz, DMSO-*d*₆): δ 8.88 (s, 1 H), 8.26 (s, 1 H), 7.83 (s, 1 H), 7.69 (d, *J* = 11.6 Hz, 1 H), 6.92 (d, *J* = 8.8 Hz, 1 H), 6.43 (s, 2 H), 4.38-4.33 (q, *J* = 6.4 Hz, 2 H), 1.30-1.26 (t, *J* = 6.4 Hz, 3 H).

[0290] A mixture of 4-amino-2-(7-chloro-1-ethyl-2-oxo-1,2-dihydro-1,6-naphthyridin-3-yl)-5-fluorobenzonitrile (420 mg, 1.23 mmol) and methylamine (25%, 50 mL) was heated at 120°C in a pressure vessel for 1 day. The mixture was cooled to RT, the solid collected via filtration and purified via silica gel chromatography (EtOAc/pet ether) to afford 4-amino-2-(1-ethyl-7-(methylamino)-2-oxo-1,2-dihydro-1,6-naphthyridin-3-yl)-5-fluorobenzonitrile (250 mg, 61% yield). ¹H NMR (400 MHz, DMSO-*d*₆): δ 8.42 (s, 1 H), 7.81 (s, 1 H), 7.72 (s, 1 H), 7.53 (d, *J* = 11.6 Hz, 1 H), 7.09-7.08 (m, 1 H), 6.81 (d, *J* = 8.4 Hz, 1 H), 6.23 (s, 2 H), 4.16-4.11 (q, *J* = 6.8

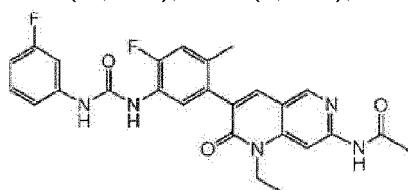
Hz, 2 H), 2.85 (d, J = 4.8 Hz, 3 H), 1.22-1.18 (t, J = 6.8 Hz, 3 H).

[0291] A -70°C solution of 4-amino-2-(1-ethyl-7-(methylamino)-2-oxo-1,2-dihydro-1,6-naphthyridin-3-yl)-5-fluorobenzonitrile (100 mg, 0.296 mmol) in DCM was treated drop-wise with n-BuLi (0.47 mL, 1.17 mmol), stirred at -60°C for 40 min, treated with phenyl isocyanate (70.6 mg, 0.593 mmol), warmed to RT and stirred for 12 h. The mixture was concentrated and purified by HPLC to afford 1-(4-cyano-5-(1-ethyl-7-(methylamino)-2-oxo-1,2-dihydro-1,6-naphthyridin-3-yl)-2-fluorophenyl)-3-phenylurea (22 mg, 16% yield). ^1H NMR (400 MHz, DMSO- d_6): δ 9.28 (s, 1 H), 9.08 (s, 1 H), 8.46 (s, 1 H), 8.42 (d, J = 8.0 Hz, 1 H), 7.94 (s, 1 H), 7.91 (s, 1 H), 7.45-7.43 (m, 2 H), 7.31-7.27 (m, 2 H), 7.18-7.13 (q, J = 4.8 Hz, 1 H), 7.02-6.98 (m, 1 H), 6.26 (s, 1 H), 4.16 (q, J = 7.2 Hz, 2 H), 2.87 (d, J = 4.8 Hz, 3 H), 1.22 (t, J = 7.2 Hz, 3 H); MS (ESI) m/z: 457.3 $[\text{M}+\text{H}]^+$.

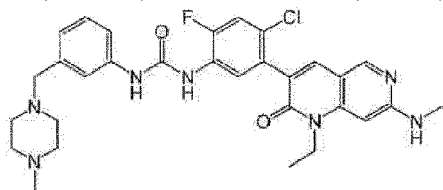


[0292] Example 77: A mixture of **Example A52** (153 mg, 0.304 mmol), t-butyl X-phos (6.45 mg, 0.015 mmol), Cs_2CO_3 (198 mg, 0.608 mmol), $\text{Pd}_2(\text{dba})_3$ (28 mg, 0.030 mmol) and methylamine (2.0N in THF, 2.0 mL, 4.0 mmol) in dioxane (3 mL) was sparged with Ar and heated at 80°C for 4.5 h. The mixture was cooled to RT, treated with EtOAc and DCM and the solids removed via filtration through diatomaceous earth. The filtrate was concentrated to dryness and purified via reverse-phase chromatography (MeCN/ H_2O with 0.1% TFA). The organics were removed under reduced pressure and the aqueous layer was neutralized with satd. NaHCO_3 . The mixture was extracted with EtOAc (2x) and the combined organics were washed with brine, dried over Na_2SO_4 and concentrated to dryness to afford 1-(4-chloro-2-fluoro-5-(1-isopropyl-7-(methylamino)-2-oxo-1,2-dihydro-1,6-naphthyridin-3-yl)phenyl)-3-(3-fluorophenyl)urea (22 mg, 14% yield). MS (ESI) m/z: 498.1 $[\text{M}+\text{H}]^+$.

[0293] A mixture of 1-(4-chloro-2-fluoro-5-(1-isopropyl-7-(methylamino)-2-oxo-1,2-dihydro-1,6-naphthyridin-3-yl)phenyl)-3-(3-fluorophenyl)urea (22 mg, 0.042 mmol) in MeCN (1.5 mL) was treated with 0.1N HCl (464 μL , 0.046 mmol), frozen and lyophilized to afford 1-(4-chloro-2-fluoro-5-(1-isopropyl-7-(methylamino)-2-oxo-1,2-dihydro-1,6-naphthyridin-3-yl)phenyl)-3-(3-fluorophenyl)urea hydrochloride (19 mg, 84% yield). ^1H NMR (400 MHz, DMSO- d_6): δ 9.58 (s, 1 H), 8.90 (s, 1 H), 8.50 (s, 1 H), 8.18 (d, J = 8.6 Hz, 1 H), 7.83 (s, 1 H), 7.56 (d, J = 10.9 Hz, 1 H), 7.50-7.38 (m, 2 H), 7.32-7.25 (m, 1 H), 7.07 (dd, J = 8.2, 1.9 Hz, 1 H), 6.82-6.73 (m, 2 H), 5.12 (m, 1 H), 2.96 (s, 3 H), 1.52 (d, J = 6.9 Hz, 6 H); MS (ESI) m/z: 498.2 $[\text{M}+\text{H}]^+$.



[0294] Example 78: A mixture of **Example A56** (88 mg, 0.188 mmol), Cs_2CO_3 (122 mg, 0.375 mmol) and acetamide (55.4 mg, 0.938 mmol) in dioxane (2 mL) was sparged with Ar for 15 minutes, treated with $\text{Pd}_2(\text{dba})_3$ (8.59 mg, 9.38 μmol) and Xantphos (10.86 mg, 0.019 mmol), sparged again with Ar and heated to 100°C for 2.5 h. The mixture was cooled to RT, treated with 10% MeOH/DCM and the solids removed via filtration through diatomaceous earth. The filtrate was concentrated to dryness and purified via silica gel chromatography (EtOAc/Hex). The material was re-purified via reverse-phase chromatography (MeCN/ H_2O with 0.1% TFA); the organics were removed under reduced pressure and the aqueous residue was frozen and lyophilized. The resulting material was treated with MTBE, the solid collected via filtration and dried to afford N-(1-ethyl-3-(4-fluoro-5-(3-(3-fluorophenyl)ureido)-2-methylphenyl)-2-oxo-1,2-dihydro-1,6-naphthyridin-7-yl)acetamide (12 mg, 13% yield). ^1H NMR (400 MHz, DMSO-d_6): δ 10.80 (s, 1 H), 9.23 (s, 1 H), 8.70 (s, 1 H), 8.57 (s, 1 H), 8.26 (s, 1 H), 7.95 (d, $J = 8.4$ Hz, 1 H), 7.89 (s, 1 H), 7.46 (dt, $J = 12.0, 2.3$ Hz, 1 H), 7.28 (m, 1 H), 7.17 (d, $J = 12.2$ Hz, 1 H), 7.05 (d, $J = 8.3$ Hz, 1 H), 6.77 (td, $J = 8.5, 2.6$ Hz, 1 H), 4.20 (q, $J = 7.0$ Hz, 2 H), 2.14 (s, 3 H), 2.08 (s, 3 H), 1.25 (t, $J = 7.1$ Hz, 3 H); MS (ESI) m/z : 492.2 $[\text{M}+\text{H}]^+$.

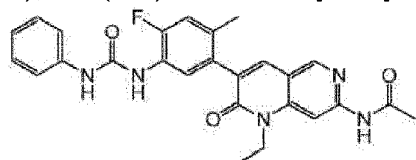


[0295] Example 79: A mixture of **Example D1** (155 mg, 0.493 mmol), DIEA (146 mg, 1.126 mmol), 1-methylpyrrolidine (24 mg, 0.281 mmol) and **Example A47** (155 mg, 0.281 mmol) in dioxane (4 mL) was heated at 80°C for 20 h. The mixture was cooled to RT, treated with EtOAc, washed with satd. NaHCO_3 , then brine, dried over Na_2SO_4 , concentrated to dryness and purified via reverse-phase chromatography (MeCN/ H_2O with 0.1% TFA). The organics were removed under reduced pressure and the aqueous residue treated with satd. NaHCO_3 and allowed to stand at RT. The resulting solid was collected via filtration, washed with water and dried to afford 1-(4-chloro-5-(1-ethyl-7-((4-methoxybenzyl)(methyl)amino)-2-oxo-1,2-dihydro-1,6-naphthyridin-3-yl)-2-fluorophenyl)-3-(3-((4-methylpiperazin-1-yl)methyl)phenyl)urea (79 mg, 40% yield). ^1H NMR (400 MHz, DMSO-d_6): δ 9.16 (s, 1 H), 8.73 (s, 1 H), 8.51 (s, 1 H), 8.17 (d, $J = 8.6$ Hz, 1 H), 7.78 (s, 1 H), 7.52 (d, $J = 10.9$ Hz, 1 H), 7.39 (s, 1 H), 7.27 (m, 1 H), 7.20-7.15 (m, 3 H), 6.91-6.84 (m, 3 H), 6.32 (s, 1 H), 4.85 (s, 2 H), 4.19 (q, $J = 7.0$ Hz, 2 H), 3.70 (s, 3 H), 3.37 (s, 2 H), 3.13 (s, 3 H), 2.40-2.19 (m, 8 H), 2.11 (s, 3 H), 1.13 (t, $J = 6.9$ Hz, 3 H); MS (ESI) m/z : 698.3 $[\text{M}+\text{H}]^+$.

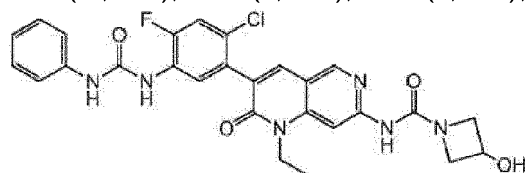
[0296] A mixture of 1-(4-chloro-5-(1-ethyl-7-((4-methoxybenzyl)(methyl)amino)-2-oxo-1,2-dihydro-1,6-naphthyridin-3-yl)-2-fluorophenyl)-3-(3-((4-methylpiperazin-1-yl)methyl)phenyl)urea (78 mg, 0.112 mmol) and anisole (60 mg, 0.559 mmol) was stirred in TFA (2 mL) at RT for 2 h. The mixture was concentrated to dryness and purified via reverse-

phase chromatography (MeCN/H₂O with 0.1% TFA). The organics were removed under reduced pressure and the aqueous residue was treated with satd. NaHCO₃. The mixture was extracted with EtOAc (2x) and the combined organics were washed with brine, dried over Na₂SO₄ and concentrated to dryness to afford 1-(4-chloro-5-(1-ethyl-7-(methylamino)-2-oxo-1,2-dihydro-1,6-naphthyridin-3-yl)-2-fluorophenyl)-3-(3-((4-methylpiperazin-1-yl)methyl)phenyl)urea (50 mg, 76% yield). MS (ESI) m/z: 578.2 [M+H]⁺.

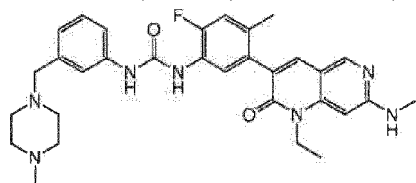
[0297] A mixture of 1-(4-chloro-5-(1-ethyl-7-(methylamino)-2-oxo-1,2-dihydro-1,6-naphthyridin-3-yl)-2-fluorophenyl)-3-(3-((4-methylpiperazin-1-yl)methyl)phenyl)urea in MeCN (4 mL) was treated with 0.1N HCl (1.77 mL, 0.177 mmol), frozen and lyophilized to afford 1-(4-chloro-5-(1-ethyl-7-(methylamino)-2-oxo-1,2-dihydro-1,6-naphthyridin-3-yl)-2-fluorophenyl)-3-(3-((4-methylpiperazin-1-yl)methyl)phenyl)urea dihydrochloride (53 mg, 91% yield). ¹H NMR (400 MHz, DMSO-d₆): δ 9.46 (s, 1 H), 8.89 (s, 1 H), 8.42 (s, 1 H), 8.14 (d, J = 8.6 Hz, 1 H), 7.75 (s, 1 H), 7.50 (m, 2 H), 7.35-7.19 (m, 3 H), 6.96 (s, 1 H), 6.33 (s, 1 H), 4.10 (q, J = 7.0 Hz, 2 H), 3.66-3.21 (m, 8 H), 3.09-2.94 (br s, 2 H), 2.86 (s, 3 H), 2.68 (s, 3 H), 1.16 (t, J = 7.0 Hz, 3 H); MS (ESI) m/z: 578.3 [M+H]⁺.



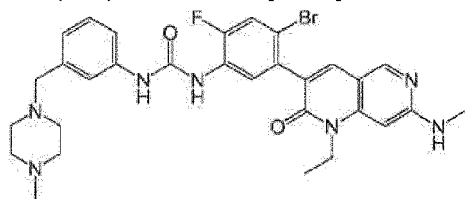
[0298] Example 80: A mixture of **Example A54** (0.211 g, 0.468 mmol), Bippyphos (0.024 g, 0.047 mmol), acetamide (0.332 g, 5.62 mmol) and K₃PO₄ (0.397 g, 1.872 mmol) in dioxane (5 mL) was sparged with Ar for 15 min, treated with Pd₂(dba)₃ (0.021 g, 0.023 mmol) and heated at 80°C overnight. The mixture was cooled to RT, diluted with EtOAc and the solids were removed via filtration. The filtrate was concentrated to dryness, dissolved in EtOAc/THF, washed with brine (2x), dried over MgSO₄ and concentrated to dryness. The material was treated with acetone, the solid collected via filtration and dried. The filtrate was concentrated to dryness, purified via silica gel chromatography (MeOH/DCM) and combined with the isolated solid. The material was re-purified via reverse-phase chromatography (MeCN/H₂O with 0.1% TFA); the combined fractions were partially concentrated, then frozen and lyophilized to afford N-(1-ethyl-3-(4-fluoro-2-methyl-5-(3-phenylureido)phenyl)-2-oxo-1,2-dihydro-1,6-naphthyridin-7-yl)acetamide (24 mg, 11% yield). ¹H NMR (400 MHz, DMSO-d₆): δ 10.79 (s, 1 H), 9.01 (s, 1 H), 8.70 (s, 1 H), 8.50 (s, 1 H), 8.26 (s, 1 H), 7.98 (d, J = 8.2 Hz, 1 H), 7.89 (s, 1 H), 7.41 (d, J = 7.8 Hz, 2 H), 7.25 (t, J = 7.5 Hz, 2 H), 7.16 (dd, J = 12.3 Hz, 1 H), 6.99-6.89 (m, 1 H), 4.25-4.14 (m, 2 H), 2.14 (s, 3 H), 2.08 (s, 3 H), 1.30-1.20 (m, 3 H); MS (ESI) m/z: 474.2 [M+H]⁺.



[0299] Example 81: A suspension of **Example A50** (0.202 g, 0.377 mmol) and 3-hydroxyazetidone hydrochloride (0.045 g, 0.415 mmol) in THF (4 mL) was treated with 1-methylpyrrolidine (0.050 ml, 0.471 mmol) and heated at 55°C overnight. Additional 3-hydroxyazetidone hydrochloride (0.150 g) and 1-methylpyrrolidine (0.30 mL) were added and the mixture was heated at 55°C for another 24 h. The mixture was cooled to RT, diluted with water and the remaining solid collected via filtration, rinsed with THF and dried. The solid was purified via reverse-phase chromatography (MeCN/H₂O with 0.1% TFA); the organics were removed under reduced pressure, the aqueous residue neutralized with satd. NaHCO₃, then azeotroped with IPA to dryness. The residue was suspended in water, the solid collected via filtration and dried to afford N-(3-(2-chloro-4-fluoro-5-(3-phenylureido)phenyl)-1-ethyl-2-oxo-1,2-dihydro-1,6-naphthyridin-7-yl)-3-hydroxyazetidone-1-carboxamide (26 mg, 13% yield). ¹H NMR (400 MHz, DMSO-*d*₆): δ 9.47 (s, 1 H), 9.10 (s, 1 H), 8.72 (s, 1 H), 8.64 (s, 1 H), 8.21 (d, J = 8.6 Hz, 1 H), 8.11 (s, 1 H), 7.94 (s, 1 H), 7.56 (d, J = 11.0 Hz, 1 H), 7.41 (d, J = 8.0 Hz, 2 H), 7.26 (t, J = 7.7 Hz, 2 H), 6.97 (t, J = 6.9 Hz, 1 H), 5.64 (d, J = 6.3 Hz, 1 H), 4.47-4.37 (m, 1 H), 4.26-4.09 (m, 4 H), 3.81-3.72 (m, 2 H), 1.25-1.23 (m, 3 H); MS (ESI) *m/z*: 551.2 [M+H]⁺.

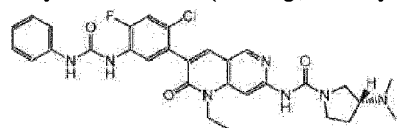


[0300] Example 82: A mixture of **Example D1** (250 mg, 0.794 mmol), DIEA (252 mg, 1.949 mmol) and 1-methylpyrrolidine (41 mg, 0.487 mmol) in dioxane (4 mL) was treated with **Example A48:** (200 mg, 0.487 mmol), heated at 80°C for 4 h, then cooled to RT for 3 days. The mixture was diluted with EtOAc, washed with 50% satd. NaHCO₃, then brine, dried over Na₂SO₄, concentrated to dryness and purified via reverse-phase chromatography (MeCN/H₂O with 0.1% TFA). The organics were removed under reduced pressure and the aqueous residue was treated with satd. NaHCO₃ and allowed to stand at RT. The resulting solid was collected via filtration, washed with water and dried to afford 1-(5-(1-ethyl-7-(methylamino)-2-oxo-1,2-dihydro-1,6-naphthyridin-3-yl)-2-fluoro-4-methylphenyl)-3-(3-((4-methylpiperazin-1-yl)methyl)phenyl)urea (62 mg, 22% yield). ¹H NMR (400 MHz, DMSO-*d*₆): δ 9.03 (s, 1 H), 8.45-8.41 (m, 2 H), 7.93 (d, J = 8.5 Hz, 1 H), 7.66 (s, 1 H), 7.41 (s, 1 H), 7.28-7.16 (m, 2 H), 7.12 (d, J = 12.6 Hz, 1 H), 6.97 (m, 1 H), 6.87 (m, 1 H), 6.24 (s, 1 H), 4.14 (m, 2 H), 3.39 (s, 2 H), 2.86 (d, J = 5.2 Hz, 3 H), 2.43-2.26 (br m, 8 H), 2. (s, 3 H), 2.06 (s, 3 H), 1.21 (t, J = 7.9 Hz, 3 H); MS (ESI) *m/z*: 558.3 [M+H]⁺.

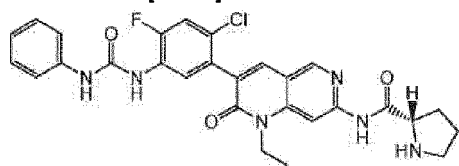


[0301] Example 83: A mixture of **Example D1** (250 mg, 0.794 mmol), DIEA (218 mg, 1.683 mmol) and 1-methylpyrrolidine (36 mg, 0.421 mmol) in dioxane (4 mL) was treated with **Example A49** (200 mg, 0.421 mmol), heated at 80°C for 4 h, then cooled to RT for 3 days. The mixture was treated with EtOAc and DCM, washed with 50% satd. NaHCO₃, then brine, dried over Na₂SO₄, concentrated to dryness and purified via reverse-phase chromatography (MeCN/H₂O with 0.1% TFA). The organics were removed under reduced pressure, the aqueous residue treated with satd. NaHCO₃ and extracted with EtOAc (2x). The combined organics were washed with brine, dried over Na₂SO₄ and concentrated to dryness to afford 1-(4-bromo-5-(1-ethyl-7-(methylamino)-2-oxo-1,2-dihydro-1,6-naphthyridin-3-yl)-2-fluorophenyl)-3-(3-((4-methylpiperazin-1-yl)methyl)phenyl)urea (57 mg, 21% yield). MS (ESI) m/z: 622.2 [M+H]⁺.

[0302] A suspension of 1-(4-bromo-5-(1-ethyl-7-(methylamino)-2-oxo-1,2-dihydro-1,6-naphthyridin-3-yl)-2-fluorophenyl)-3-(3-((4-methylpiperazin-1-yl)methyl)phenyl)urea (55 mg, 0.088 mmol) in MeCN (4 mL) was treated with 0.1N HCl (1.81 mL, 0.181 mmol), frozen and lyophilized to afford 1-(4-bromo-5-(1-ethyl-7-(methylamino)-2-oxo-1,2-dihydro-1,6-naphthyridin-3-yl)-2-fluorophenyl)-3-(3-((4-methylpiperazin-1-yl)methyl)phenyl)urea dihydrochloride (60 mg, 93% yield). MS (ESI) m/z: 622.2 [M+H]⁺.



[0303] Example 84: A solution of **Example A50** (0.098 g, 0.183 mmol) in THF (3 mL) was treated with (3R)-(+)-3-(dimethylamino)pyrrolidine (0.047 g, 0.549 mmol) and 1-methylpyrrolidine (2.088 mg, 0.018 mmol) and heated at 55°C for 16 h. The mixture was concentrated to dryness and purified via silica gel chromatography (MeOH/DCM) to afford (R)-N-(3-(2-chloro-4-fluoro-5-(3-phenylureido)phenyl)-1-ethyl-2-oxo-1,2-dihydro-1,6-naphthyridin-7-yl)-3-(dimethylamino)pyrrolidine-1-carboxamide (48 mg, 45% yield). ¹H NMR (400 MHz, DMSO-d₆): δ 9.10 (s, 1 H), 9.08 (s, 1 H), 8.72 (s, 1 H), 8.65 (s, 1 H), 8.21 (d, J = 8.6 Hz, 1 H), 8.11 (s, 1 H), 7.94 (s, 1 H), 7.57 (d, J = 11.0 Hz, 1 H), 7.41 (dd, J = 8.3, 1.2 Hz, 2 H), 7.26 (t, J = 7.8 Hz, 2 H), 6.97 (t, J = 7.4 Hz, 1 H), 4.18 (q, J = 7.2 Hz, 2 H), 3.68 (m, 2 H), 3.39 (m, 1 H), 3.20 (m, 1 H), 2.19 (br s, 6 H), 2.07 (m, 2 H), 1.72 (m, 1 H), 1.24 (t, J = 7.1 Hz, 3 H); MS (ESI) m/z: 592.2 [M+H]¹.



[0304] Example 85: A solution of **Example A3** (500 mg, 1.420 mmol) and pyridine (449 mg,

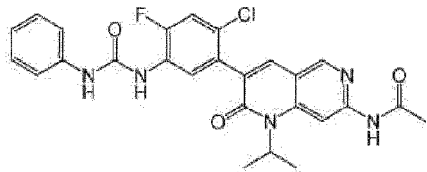
5.68 mmol) in THF (20 mL) was treated with phenyl isocyanate (186 mg, 1.562 mmol) and stirred at RT for 20 h. The mixture was accidentally treated with a few drops of SOCl₂; EtOAc, water and satd. NaHCO₃ were added and the mixture stirred at RT for 2 h. The resulting solid was collected via filtration and dried. The layers of the filtrate were separated, the organic layer washed with brine, dried over Na₂SO₄ and concentrated to dryness. The material was treated with EtOAc, sonicated for 2 minutes, collected via filtration and combined with the above-isolated solid to afford 1-(4-chloro-5-(7-chloro-1-ethyl-2-oxo-1,2-dihydro-1,6-naphthyridin-3-yl)-2-fluorophenyl)-3-phenylurea (366 mg, 54% yield). ¹H NMR (400 MHz, DMSO-d₆): δ 9.10 (s, 1 H), 8.79 (s, 1 H), 8.74 (s, 1 H), 8.24 (d, J = 8.6 Hz, 1 H), 8.09 (s, 1 H), 7.75 (s, 1 H), 7.60 (d, J = 11.0 Hz, 1 H), 7.41 (d, J = 8.0 Hz, 2 H), 7.26 (t, J = 7.8 Hz, 2 H), 6.97 (t, J = 7.3 Hz, 1 H), 4.27 (q, J = 7.1 Hz, 2 H), 1.20 (t, J = 7.0 Hz, 3 H).

[0305] A mixture of 1-(4-chloro-5-(7-chloro-1-ethyl-2-oxo-1,2-dihydro-1,6-naphthyridin-3-yl)-2-fluorophenyl)-3-phenylurea (185 mg, 0.393 mmol), Pd₂(dba)₃ (18 mg, 0.020 mmol), Bippyphos (20 mg, 0.039 mmol), K₃PO₄ (333 mg, 1.570 mmol) and L-N-1-BOC-prolinamide (673 mg, 3.14 mmol) in dioxane (9 mL) was sparged with Ar, heated at 90°C for 4 h, then cooled to RT and stirred overnight. The mixture was cooled to RT, treated with EtOAc, water and DMF, and the solids removed via filtration through diatomaceous earth. The layers of the filtrate were separated, the organic layer washed with brine, dried over Na₂SO₄, concentrated to dryness and purified via reverse-phase chromatography (MeCN/H₂O with 0.1% TFA). The organics were removed under reduced pressure and the aqueous residue treated with satd. NaHCO₃ and extracted with EtOAc (2x). The combined organics were washed with brine, dried over Na₂SO₄ and concentrated to dryness to afford (S)-tert-butyl 2-((3-(2-chloro-4-fluoro-5-(3-phenylureido)phenyl)-1-ethyl-2-oxo-1,2-dihydro-1,6-naphthyridin-7-yl)carbamoyl)pyrrolidine-1-carboxylate (105 mg, 41% yield). MS (ESI) m/z: 648.9 [M+H]⁺.

[0306] A mixture of (S)-tert-butyl 2-((3-(2-chloro-4-fluoro-5-(3-phenylureido)phenyl)-1-ethyl-2-oxo-1,2-dihydro-1,6-naphthyridin-7-yl)carbamoyl)pyrrolidine-1-carboxylate (115 mg, 0.177 mmol) in dioxane (3 mL) was treated with 1.25 N HCl in MeOH (2.8 mL, 3.5 mmol) and heated at 50°C for 2 h. The mixture was concentrated to dryness, treated with satd. NaHCO₃ and extracted with EtOAc (2x). The combined organics were washed with brine, dried over Na₂SO₄, concentrated to dryness and purified via reverse-phase chromatography (MeCN/H₂O with 0.1% TFA). The organics were removed under reduced pressure and the aqueous residue treated with satd. NaHCO₃ and extracted with EtOAc (2x). The combined organics were washed with brine, dried over Na₂SO₄ and concentrated to dryness to afford (S)-N-(3-(2-chloro-4-fluoro-5-(3-phenylureido)phenyl)-1-ethyl-2-oxo-1,2-dihydro-1,6-naphthyridin-7-yl)pyrrolidine-2-carboxamide (27 mg, 30% yield). MS (ESI) m/z: 549.2 [M+H]⁺.

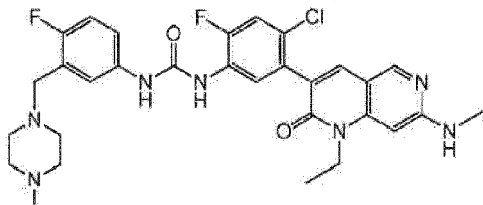
[0307] A mixture of (S)-N-(3-(2-chloro-4-fluoro-5-(3-phenylureido)phenyl)-1-ethyl-2-oxo-1,2-dihydro-1,6-naphthyridin-7-yl)pyrrolidine-2-carboxamide (43 mg, 0.078 mmol) in MeCN (3 mL) was treated with 0.1N HCl (aq.) (1.56 mL, 0.156 mmol), frozen and lyophilized. The material

was treated with MTBE, sonicated, the solid collected via filtration and dried to afford (S)-N-(3-(2-chloro-4-fluoro-5-(3-phenylureido)phenyl)-1-ethyl-2-oxo-1,2-dihydro-1,6-naphthyridin-7-yl)pyrrolidine-2-carboxamide dihydrochloride (31 mg, 63% yield). MS (ESI) m/z : 549.2 $[M+H]^+$.



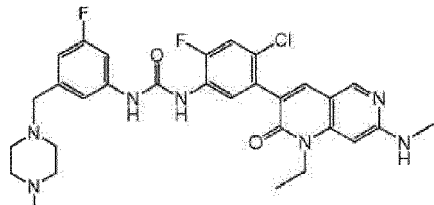
[0308] Example 86: A mixture of **Example A55** (320 mg, 0.659 mmol), $Pd_2(dba)_3$ (30 mg, 0.033 mmol), Bippyphos (33 mg, 0.066 mmol), K_3PO_4 (560 mg, 2.64 mmol) and acetamide (389 mg, 6.59 mmol) in dioxane (8 mL) was sparged with Ar and heated to 90°C for 22 h. The mixture was cooled to RT, diluted with DMF, stirred for 1 h and the solids were removed via filtration through diatomaceous earth. The filtrate was concentrated to dryness and purified via reverse-phase chromatography (MeCN/ H_2O with 0.1% TFA). The organics were removed under reduced pressure, the aqueous residue treated with satd. $NaHCO_3$ and extracted with EtOAc (2x). The combined organics were washed with brine, dried over Na_2SO_4 and concentrated to dryness. The material was re-purified via silica gel chromatography (EtOAc/Hex) to afford N-(3-(2-chloro-4-fluoro-5-(3-phenylureido)phenyl)-1-isopropyl-2-oxo-1,2-dihydro-1,6-naphthyridin-7-yl)acetamide (33 mg, 9.8% yield). MS (ESI) m/z : 508.2 $[M+H]^+$.

[0309] A mixture of N-(3-(2-chloro-4-fluoro-5-(3-phenylureido)phenyl)-1-isopropyl-2-oxo-1,2-dihydro-1,6-naphthyridin-7-yl)acetamide (33 mg, 0.065 mmol) in MeCN (3 mL) was treated with 0.1N HCl (0.650 mL, 0.065 mmol), frozen and lyophilized. The material was treated with Et_2O , the solid collected via filtration and dried to afford N-(3-(2-chloro-4-fluoro-5-(3-phenylureido)phenyl)-1-isopropyl-2-oxo-1,2-dihydro-1,6-naphthyridin-7-yl)acetamide hydrochloride (17 mg, 47% yield). 1H NMR (400 MHz, $DMSO-d_6$): δ 10.82 (s, 1 H), 9.16 (s, 1 H), 8.75 (s, 1 H), 8.69 (s, 1 H), 8.53 (s, 1 H), 8.22 (d, $J = 8.6$ Hz, 1 H), 7.93 (s, 1 H), 7.56 (d, $J = 11.0$ Hz, 1 H), 7.42 (d, $J = 8.0$ Hz, 2 H), 7.26 (t, $J = 7.7$ Hz, 2 H), 6.97 (t, $J = 7.3$ Hz, 1 H), 3.71 (m, 1 H), 2.15 (s, 3 H), 1.56 (d, $J = 7.0$ Hz, 6 H); MS (ESI) m/z : 508.2 $[M+H]^+$.



[0310] Example 87: A mixture of **Example A51** (0.138 g, 0.320 mmol) and **Example D2** (0.100 g, 0.448 mmol) in dioxane (4 mL) was treated with 1-methylpyrrolidine (6.73 μ L, 0.064 mmol) and heated to 80°C overnight. The mixture was cooled to RT, treated with a small amount of additional dioxane and the solids collected via filtration and dried to afford 1-(4-chloro-5-(1-ethyl-7-(methylamino)-2-oxo-1,2-dihydro-1,6-naphthyridin-3-yl)-2-fluorophenyl)-3-

(4-fluoro-3-((4-methyl)piperazin-1-yl)methyl)phenyl)urea (141 mg, 74% yield). $^1\text{H NMR}$ (400 MHz, CD_3OD): δ 8.38 (s, 1 H), 8.14 (d, $J = 8.5$ Hz, 1 H), 7.75 (s, 1 H), 7.68 (dd, $J = 6.5, 2.8$ Hz, 1 H), 7.35 (d, $J = 10.8$ Hz, 1 H), 7.18 (m, 1 H), 7.04 (t, $J = 9.2$ Hz, 1 H), 6.35 (s, 1 H), 4.29 (q, $J = 7.2$ Hz, 2 H), 3.68 (s, 2 H), 2.98 (s, 3 H), 3.46-2.95 (br m, 8 H), 2.83 (s, 3 H), 1.34 (t, $J = 7.1$ Hz, 3 H); MS (ESI) m/z : 596.2 $[\text{M}+\text{H}]^+$.



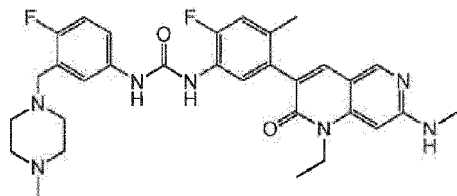
[0311] Example 88: A solution of 3-fluoro-5-nitrotoluene (1.0 g, 6.45 mmol) in trifluorotoluene (15 ml) was treated with NBS (1.721 g, 9.67 mmol) and AIBN (0.212 g, 1.289 mmol) and heated at 105°C overnight. The mixture was cooled to RT, the solids removed via filtration and the filtrate concentrated to dryness to afford 1-(bromomethyl)-3-fluoro-5-nitrobenzene (95 mg, 63% yield).

[0312] A -20°C solution of 1-(bromomethyl)-3-fluoro-5-nitrobenzene (0.95 g, 4.06 mmol) and DIEA (1.418 ml, 8.12 mmol) in THF (20 mL) was treated drop-wise with a solution of 1-methylpiperazine (0.488 g, 4.87 mmol) in THF (10 mL) and stirred at RT overnight as the cooling bath expired. The solid was removed via filtration and the filtrate concentrated to dryness and purified via silica gel chromatography (MeOH/DCM) to afford 1-(3-fluoro-5-nitrobenzyl)-4-methylpiperazine (820 mg, 80% yield). $^1\text{H NMR}$ (400 MHz, $\text{DMSO}-d_6$): δ 8.01 (s, 1 H), 7.97 (dt, $J = 8.6, 2.3$ Hz, 1 H), 7.64 (dd, $J = 9.2, 2.2$ Hz, 1 H), 3.60 (s, 2 H), 2.41 (s, 8 H), 2.21 (s, 3 H); MS (ESI) m/z : 254.1 $[\text{M}+\text{H}]^+$.

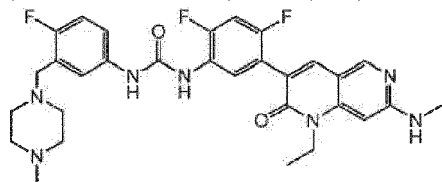
[0313] A solution of 1-(3-fluoro-5-nitrobenzyl)-4-methylpiperazine (0.15 g, 0.592 mmol) in MeOH (5 mL) was treated with 10% Pd-C (dry) (0.063 g, 0.059 mmol) and hydrogenated (1 atm) for 3 h. The solids were removed via filtration, rinsed with MeOH and the filtrate concentrated to dryness to afford 3-fluoro-5-((4-methylpiperazin-1-yl)methyl)aniline (100% yield assumed). MS (ESI) m/z : 224.1 $[\text{M}+\text{H}]^+$.

[0314] A mixture of 3-fluoro-5-((4-methylpiperazin-1-yl)methyl)aniline (0.13 g, 0.582 mmol), **Example A51** (0.167 g, 0.388 mmol) and 1-methylpyrrolidine (4.08 μL , 0.039 mmol) in dioxane (5 mL) was heated at 60°C for 2 days. The mixture was cooled to RT, concentrated to dryness and the residue treated with Et_2O . The solid was collected via filtration, treated with EtOAc, stirred at RT for 2 h, then collected via filtration. The resulting solid was treated with dioxane, stirred at RT overnight, collected via filtration and dried to afford 1-(4-chloro-5-(1-ethyl-7-(methylamino)-2-oxo-1,2-dihydro-1,6-naphthyridin-3-yl)-2-fluorophenyl)-3-(3-fluoro-5-((4-methylpiperazin-1-yl)methyl)phenyl)urea (84 mg, 36% yield). $^1\text{H NMR}$ (400 MHz, pyridine): δ 10.20 (s, 1 H), 9.16 (s, 1 H), 8.85 (d, $J = 8.6$ Hz, 1 H), 8.61 (s, 1 H), 7.91 (d, $J = 11.3$ Hz, 1 H),

7.71 (s, 1 H), 7.55 (s, 1 H), 7.48 (s, 1 H), 7.36 (d, J = 10.8 Hz, 1 H), 6.87 (d, J = 9.3 Hz, 1 H), 6.26 (s, 1 H), 4.21 (q, J = 7.0 Hz, 2 H), 3.36 (s, 2 H), 3.08 (s, 3 H), 2.70-2.50 (m, 8 H), 2.35 (s, 3 H), 1.19 (t, J = 7.0 Hz, 3 H); MS (ESI) m/z: 596.3 [M+H]⁺.



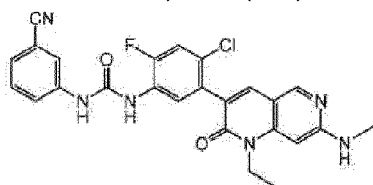
[0315] Example 89: A mixture of **Example D2** (0.060 g, 0.269 mmol) and **Example A48** (0.085 g, 0.207 mmol) in dioxane (2 mL) was treated with 1-methylpyrrolidine (2 drops) and heated to 80°C overnight. The mixture was concentrated to dryness, treated with EtOAc and the resulting solid collected via filtration and purified via reverse-phase chromatography (MeCN/H₂O with 0.1% TFA). The organics were removed under reduced pressure, the aqueous residue treated with satd. NaHCO₃, extracted with EtOAc (2x) and the combined organics were washed with brine, dried over MgSO₄ and concentrated to dryness to afford 1-(5-(1-ethyl-7-(methylamino)-2-oxo-1,2-dihydro-1,6-naphthyridin-3-yl)-2-fluoro-4-methylphenyl)-3-(4-fluoro-3-((4-methylpiperazin-1-yl)methyl)phenyl)urea (39 mg, 33% yield). ¹H NMR (400 MHz, DMSO-d₆): δ 9.84 (s, 1 H), 8.87 (s, 1 H), 8.73 (d, J = 8.43 Hz, 1 H), 8.62 (s, 1 H), 7.96 (dd, J = 6.5, 2.8 Hz, 1 H), 7.79 (ddd, J = 8.9, 4.5, 2.8 Hz, 1 H), 7.65 (s, 1 H), 7.58 (s, 1 H), 7.15 (t, J = 9.2 Hz, 1 H), 7.08 (d, J = 12.0 Hz, 1 H), 6.32 (s, 1 H), 4.26 (q, J = 7.1 Hz, 2 H), 3.58 (s, 2 H), 3.13 (d, J = 4.8 Hz, 3 H), 2.53 (br m, 4 H), 2.31 (m, 7 H), 2.13 (s, 3 H), 1.24 (t, J = 7.0 Hz, 3 H); MS (ESI) m/z: 576.2 [M+H]⁺.



[0316] Example 90: A suspension of **Example A8** (0.078 g, 0.236 mmol) in EtOAc (1.5 mL) was treated with satd. NaHCO₃ (1.5 mL) followed by isopropenyl chloroformate (0.036 mL, 0.331 mmol) and the bi-phasic mixture stirred vigorously at RT overnight. The layers were separated, the organic layer washed with brine, dried over MgSO₄ and concentrated to dryness to afford prop-1-en-2-yl (5-(1-ethyl-7-(methylamino)-2-oxo-1,2-dihydro-1,6-naphthyridin-3-yl)-2,4-difluorophenyl)carbamate (86 mg, 88% yield). ¹H NMR (400 MHz, DMSO-d₆): δ 9.64 (s, 1 H), 8.41 (s, 1 H), 7.83 (s, 1 H), 7.61 (s, 1 H), 7.36 (t, J = 10.2 Hz, 1 H), 7.06 (m, 1 H), 6.23 (s, 1 H), 4.71 (d, J = 7.9 Hz, 2 H), 4.13 (q, J = 7.1 Hz, 2 H), 2.85 (d, J = 4.9 Hz, 3 H), 1.91 (s, 3 H), 1.20 (t, J = 7.1 Hz, 3 H); MS (ESI) m/z: 415.1 [M+H].

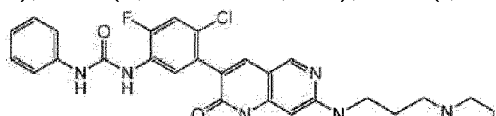
[0317] A mixture of **Example D2** (0.060 g, 0.269 mmol) and prop-1-en-2-yl (5-(1-ethyl-7-(methylamino)-2-oxo-1,2-dihydro-1,6-naphthyridin-3-yl)-2,4-difluorophenyl)carbamate (0.086

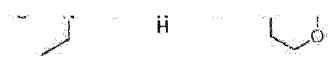
g, 0.208 mmol) in dioxane (2 mL) was treated with 1-methylpyrrolidine (2 drops) and heated at 80°C overnight. The mixture was concentrated to dryness, treated with EtOAc and the resulting solid collected via filtration and purified via reverse-phase chromatography (MeCN/H₂O with 0.1% TFA). The organics were removed under reduced pressure, the aqueous residue treated with satd. NaHCO₃, extracted with EtOAc (2x) and the combined organics were washed with brine, dried over MgSO₄ and concentrated to dryness to afford 1-(5-(1-ethyl-7-(methylamino)-2-oxo-1,2-dihydro-1,6-naphthyridin-3-yl)-2,4-difluorophenyl)-3-(4-fluoro-3-((4-methylpiperazin-1-yl)methyl)phenyl)urea (37 mg, 31% yield). ¹H NMR (400 MHz, DMSO-d₆): δ 9.82 (s, 1 H), 8.94 (s, 1 H), 8.86 (t, J = 8.5 Hz, 1 H), 8.59 (s, 1 H), 7.93 (dd, J = 6.5, 2.8 Hz, 1 H), 7.76 (m, 2 H), 7.62 (s, 1 H), 7.13 (t, J = 9.5 Hz, 2 H), 6.25 (s, 1 H), 4.19 (q, J = 7.1 Hz, 2 H), 3.55 (s, 2 H), 3.08 (d, J = 4.9 Hz, 3 H), 2.50 (br s, 4 H), 2.30 (br s, 4 H), 2.10 (s, 3 H), 1.18 (t, J = 7.1 Hz, 3 H); MS (ESI) m/z: 580.2 [M+H]⁺.



[0318] Example 91: A suspension of **Example A3** (0.250 g, 0.710 mmol) in THF (10 mL) was treated with 3-cyanophenyl isocyanate (0.102 g, 0.710 mmol) followed by pyridine (0.011 g, 0.142 mmol) and stirred at RT for 2 days. The mixture was concentrated to dryness and the residue treated with MeCN. The solid was collected via filtration, treated with MeOH and the resulting solid collected via filtration and dried to afford 1-(4-chloro-5-(7-chloro-1-ethyl-2-oxo-1,2-dihydro-1,6-naphthyridin-3-yl)-2-fluorophenyl)-3-(3-cyanophenyl)urea (212 mg, 60% yield). ¹H NMR (400 MHz, DMSO-d₆): δ 9.39 (s, 1 H), 8.89 (s, 1 H), 8.79 (s, 1 H), 8.20 (d, J = 8.5 Hz, 1 H), 8.09 (s, 1 H), 7.97 (t, J = 1.8 Hz, 1 H), 7.75 (s, 1 H), 7.61 (d, J = 10.6 Hz, 2 H), 7.44 (m, 2 H), 4.27 (q, J = 7.1 Hz, 2 H), 1.20 (t, J = 7.0 Hz, 3 H); MS (ESI) m/z: 496.1 [M+H]⁺.

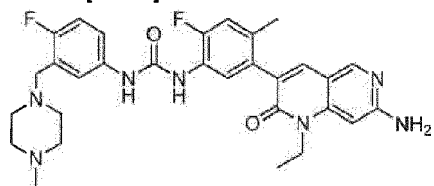
[0319] A mixture of 1-(4-chloro-5-(7-chloro-1-ethyl-2-oxo-1,2-dihydro-1,6-naphthyridin-3-yl)-2-fluorophenyl)-3-(3-cyanophenyl)urea (0.210 g, 0.423 mmol), t-butyl X-Phos (0.020 g, 0.047 mmol), Pd₂(dba)₃ (0.020 g, 0.022 mmol), Cs₂CO₃ (0.400 g, 1.228 mmol) and methylamine (2.0M in THF, 4.0 mL, 8.0 mmol) in dioxane (5 mL) was heated at 90°C for 5 h, then cooled to RT stirred overnight. The solids were removed via filtration, washed with DCM, then MeCN and the filtrate concentrated to dryness and purified via silica gel chromatography (EtOAc/DCM) to afford 1-(4-chloro-5-(1-ethyl-7-(methylamino)-2-oxo-1,2-dihydro-1,6-naphthyridin-3-yl)-2-fluorophenyl)-3-(3-cyanophenyl)urea (33 mg, 15% yield). ¹H NMR (400 MHz, DMSO-d₆): δ 9.40 (s, 1 H), 8.83 (s, 1 H), 8.41 (s, 1 H), 8.13 (d, J = 8.6 Hz, 1 H), 7.97 (t, J = 1.8 Hz, 1 H), 7.74 (s, 1 H), 7.61-7.45 (m, 4 H), 7.05 (d, J = 5.1 Hz, 1 H), 6.24 (s, 1 H), 4.14 (d, J = 7.4 Hz, 2 H), 2.86 (d, J = 4.9 Hz, 3 H), 1.21 (t, J = 7.0 Hz, 3 H); MS (ESI) m/z: 491.1 [M+H]⁺.





[0320] Example 92: A suspension of **Example A3** (0.200 g, 0.568 mmol) in 3-morpholinopropan-1-amine (1 mL) was subjected to microwave irradiation at 160°C for 30 minutes. The mixture was cooled to RT, treated with water and the aqueous liquid decanted. The material was treated with MTBE and the resulting solid collected via filtration to afford 3-(5-amino-2-chloro-4-fluorophenyl)-1-ethyl-7-((3-morpholinopropyl)amino)-1,6-naphthyridin-2(1H)-one (150 mg, 57% yield). MS (ESI) m/z : 460.1 $[M+H]^+$.

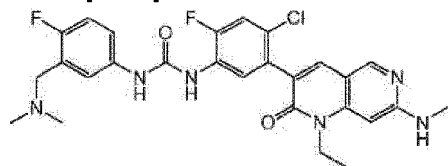
[0321] A solution of 3-(5-amino-2-chloro-4-fluorophenyl)-1-ethyl-7-((3-morpholinopropyl)amino)-1,6-naphthyridin-2(1H)-one (0.140 g, 0.304 mmol) in pyridine (4 mL) was treated with phenyl isocyanate (0.040 g, 0.336 mmol) and stirred at RT for 1 h. The mixture was concentrated to dryness, treated with MeOH and the resulting solid was collected via filtration to afford 1-(4-chloro-5-(1-ethyl-7-((3-morpholinopropyl)amino)-2-oxo-1,2-dihydro-1,6-naphthyridin-3-yl)-2-fluorophenyl)-3-phenylurea (120 mg, 61% yield). ^1H NMR (400 MHz, DMSO- d_6): δ 9.08 (s, 1 H), 8.68 (s, 1 H), 8.40 (s, 1 H), 8.17 (d, J = 8.7 Hz, 1 H), 7.72 (s, 1 H), 7.52 (d, J = 11.0 Hz, 1 H), 7.41 (d, J = 8.0 Hz, 2 H), 7.26 (t, J = 7.8 Hz, 2 H), 7.10 (t, J = 5.6 Hz, 1 H), 6.97 (t, J = 7.4 Hz, 1 H), 6.28 (s, 1 H), 4.06 (m, 2 H), 3.56 (t, J = 4.5 Hz, 4 H), 3.34 (m, 2 H), 2.34 (d, J = 6.8 Hz, 6 H), 1.70 (t, J = 7.0 Hz, 2 H), 1.20 (t, J = 7.0 Hz, 3 H); MS (ESI) m/z : 579.2 $[M+H]^+$.



[0322] Example 93: A solution of **Example A34** (0.200 g, 0.640 mmol) in pyridine (0.5 mL) was cooled to 0°C and treated slowly with isopropenyl chloroformate (0.073 mL, 0.672 mmol). The mixture was stirred at 0°C for 0.5 h, warmed to RT, concentrated to dryness and purified via silica gel chromatography (EtOAc/Hcx) to afford prop-1-en-2-yl (5-(7-amino-1-ethyl-2-oxo-1,2-dihydro-1,6-naphthyridin-3-yl)-2-fluoro-4-methylphenyl)carbamate (244 mg, 96% yield). ^1H NMR (400 MHz, DMSO- d_6): δ 9.54 (s, 1 H), 8.33 (s, 1 H), 7.66 (s, 1 H), 7.35 (m, 1 H), 7.13 (d, J = 11.7 Hz, 1 H), 6.48 (s, 2 H), 6.33 (s, 1 H), 4.69 (d, J = 8.4 Hz, 2 H), 4.08 (q, J = 7.3 Hz, 2 H), 2.08 (s, 3 H), 1.90 (s, 3 H), 0.84 (t, J = 7.0 Hz, 3 H); MS (ESI) m/z : 397.1 $[M+H]^+$.

[0323] A mixture of **Example D2** (0.100 g, 0.448 mmol) and prop-1-en-2-yl (5-(7-amino-1-ethyl-2-oxo-1,2-dihydro-1,6-naphthyridin-3-yl)-2-fluoro-4-methylphenyl)carbamate (0.142 g, 0.358 mmol) in dioxane (3 mL) was treated with 1-methylpyrrolidine (3 drops) and heated at 80°C overnight. The mixture was treated with DMSO (2 drops) and heated at 80°C for an additional 24 h. The mixture was cooled to RT, concentrated to dryness and purified via reverse-phase chromatography (MeCN/H $_2$ O with 0.1% TFA). The organics were removed

under reduced pressure, the aqueous residue treated with satd. NaHCO_3 , extracted with EtOAc (2x) and the combined organics were washed with brine, dried over MgSO_4 and concentrated to dryness to afford 1-(5-(7-amino-1-ethyl-2-oxo-1,2-dihydro-1,6-naphthyridin-3-yl)-2-fluoro-4-methylphenyl)-3-(4-fluoro-3-((4-methylpiperazin-1-yl)methyl)phenyl)urea (44 mg, 22% yield). $^1\text{H NMR}$ (400 MHz, pyridine- d_5): δ 9.87 (s, 1 H), 8.89 (s, 1 H), 8.71 (m, 1 H), 8.60 (s, 1 H), 7.97 (dd, $J = 6.5, 2.8$ Hz, 1 H), 7.79 (dt, $J = 8.7, 3.6$ Hz, 1 H), 7.64 (s, 1 H), 7.26 (s, 2 H), 7.15 (t, $J = 9.2$ Hz, 1 H), 7.07 (d, $J = 12.0$ Hz, 1 H), 6.56 (s, 1 H), 4.17 (q, $J = 7.1$ Hz, 2 H), 3.58 (s, 2 H), 2.53 (s, 4 H), 2.30 (m, 7 H), 2.13 (s, 3 H), 1.16 (t, $J = 7.1$ Hz, 3 H); MS (ESI) m/z : 562.2 $[\text{M}+\text{H}]^+$.



[0324] Example 94: A mixture of 1-fluoro-2-methyl-4-nitrobenzene (2.5 g, 16.12 mmol) NBS (5.02 g, 28.2 mmol) and AIBN (265 mg, 1.612 mmol) in trifluorotoluene (45 mL) was heated to reflux overnight. The mixture was cooled to RT, filtered to remove solids and the filtrate concentrated to dryness. The residue was dissolved in Et_2O , washed with water, then brine, dried over Na_2SO_4 , concentrated to dryness and purified via silica gel chromatography (EtOAc/Hex) to afford 2-(bromomethyl)-1-fluoro-4-nitrobenzene (698 mg, 18% yield). $^1\text{H NMR}$ (400 MHz, $\text{DMSO}-d_6$): δ 8.53 (dd, $J = 6.4, 3.0$ Hz, 1 H), 8.28 (ddd, $J = 9.1, 4.4, 3.0$ Hz, 1 H), 7.55 (t, $J = 9.2$ Hz, 1 H), 4.80 (s, 2 H).

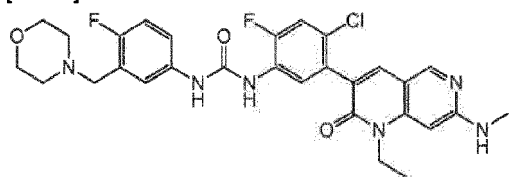
[0325] A -20°C solution of DIEA (771 mg, 5.97 mmol) and dimethylamine (2.0M in THF, 1.94 mL, 3.88 mmol) in THF (5 mL) was treated drop-wise with a solution of 2-(bromomethyl)-1-fluoro-4-nitrobenzene (698 mg 2.98 mmol) in THF (5 mL) and stirred at RT overnight as the cooling bath expired. The mixture was treated with EtOAc, washed with water, then brine, dried over Na_2SO_4 and concentrated to dryness to afford 1-(2-fluoro-5-nitrophenyl)-N,N-dimethylmethanamine (494 mg, 84% yield). MS (ESI) m/z : 199.1 $[\text{M}+\text{H}]^+$.

[0326] A mix of satd. NH_4Cl (5.19 mL) in EtOH (8 mL) was treated with 1-(2-fluoro-5-nitrophenyl)-N,N-dimethylmethanamine (494 mg, 2.49 mmol), followed by iron powder (1.39 g, 24.93 mmol) and heated at 55°C overnight. The mixture was cooled to RT, the solids removed via filtration through diatomaceous earth and washed with 10% MeOH/DCM. The filtrate was concentrated to dryness, the residue treated with DCM, sonicated and the resulting solid collected via filtration, washed with THF and dried to afford 3-((dimethylamino)methyl)-4-fluoroaniline (305 mg, 72% yield). MS (ESI) m/z : 169.1 $[\text{M}+\text{H}]^+$.

[0327] A mixture of **Example A47** (200 mg, 0.363 mmol), 3-((dimethylamino)methyl)-4-fluoroaniline (300 mg, 1.815 mmol) and 1-methylpyrrolidine (31 mg, 0.363 mmol) in dioxane (4 mL) was heated at 80°C overnight. The mixture was cooled to RT, treated EtOAc and satd.

NaHCO₃, warmed to near reflux and the resulting solid collected via filtration and dried to afford 1-(4-chloro-5-(1-ethyl-7-((4-methoxybenzyl)(methyl)amino)-2-oxo-1,2-dihydro-1,6-naphthyridin-3-yl)-2-fluorophenyl)-3-(3-((dimethylamino)methyl)-4-fluorophenyl)urea (174 mg, 72% yield). ¹H NMR (400 MHz, DMSO-d₆): δ 9.21 (br s, 1 H), 8.80 (br s, 1 H), 8.50 (s, 1 H), 8.14 (d, J = 9.1 Hz, 1 H), 7.77 (s, 1 H), 7.56-7.48 (m, 2 H), 7.25 (m, 1 H), 7.18 (d, J = 8.3 Hz, 2 H), 7.04 (m, 1 H), 6.86 (d, J = 8.4 Hz, 2 H), 6.32 (s, 1 H), 4.85 (s, 2 H), 4.18 (q, J = 7.0 Hz, 2 H), 3.70 (s, 3 H), 3.36 (s, 2 H), 3.13 (s, 3 H), 2.13 (s, 6 H), 1.13 (t, J = 7.0 Hz, 3 H); MS (ESI) m/z: 661.2 [M+H]⁺.

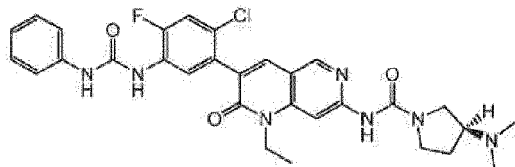
[0328] A mixture of 1-(4-chloro-5-(1-ethyl-7-((4-methoxybenzyl)(methyl)amino)-2-oxo-1,2-dihydro-1,6-naphthyridin-3-yl)-2-fluorophenyl)-3-(3-((dimethylamino)methyl)-4-fluorophenyl)urea (174 mg, 0.263 mmol) in TFA (2.0 mL) was stirred at RT for 2.5 h. The mixture was concentrated to dryness, treated with EtOAc and satd. NaHCO₃, stirred for 0.5 h and the resulting solid collected via filtration and dried to afford 1-(4-chloro-5-(1-ethyl-7-(methylamino)-2-oxo-1,2-dihydro-1,6-naphthyridin-3-yl)-2-fluorophenyl)-3-(3-((dimethylamino)methyl)-4-fluorophenyl)urea (111 mg, 78% yield). ¹H NMR (400 MHz, DMSO-d₆): δ 9.12 (s, 1 H), 8.63 (s, 1 H), 8.41 (s, 1 H), 8.15 (d, J = 8.7 Hz, 1 H), 7.74 (s, 1 H), 7.54-7.50 (m, 2 H), 7.23 (m, 1 H), 7.09-7.01 (m, 2 H), 6.23 (s, 1 H), 4.13 (q, J = 6.8 Hz, 2 H), 3.37 (s, 2 H), 2.86 (d, J = 4.4 Hz, 3 H), 2.13 (s, 6 H), 1.20 (t, J = 7.0 Hz, 3 H); MS (ESI) m/z: 541.1 [M+H]⁺.



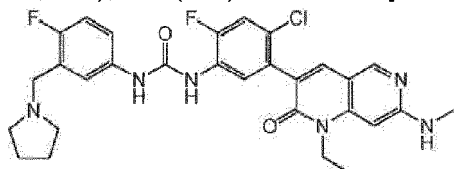
[0329] Example 95: A mixture of **Example A47** (200 mg, 0.363 mmol) and **Example D3** (95 mg, 0.454 mmol) in dioxane (5 mL) was treated with 1-methylpyrrolidine (31 mg, 0.363 mmol) and heated at 70°C overnight. The mixture was cooled to RT, treated with EtOAc and 50% satd. NaHCO₃ and stirred for 0.5 h. The resulting solid was collected via filtration and dried to afford 1-(4-chloro-5-(1-ethyl-7-((4-methoxybenzyl)(methyl)amino)-2-oxo-1,2-dihydro-1,6-naphthyridin-3-yl)-2-fluorophenyl)-3-(4-fluoro-3-(morpholinomethyl)phenyl)urea (152 mg, 60% yield). ¹H NMR (400 MHz, DMSO-d₆): δ 9.12 (s, 1 H), 8.62 (m, 1 H), 8.50 (s, 1 H), 8.16 (d, J = 8.7 Hz, 1 H), 7.77 (s, 1 H), 7.53 (d, J = 11.0 Hz, 1 H), 7.47 (m, 1 H), 7.30 (m, 1 H), 7.18 (m, 2 H), 7.07 (t, J = 9.2 Hz, 1 H), 6.87 (m, 2 H), 6.32 (s, 1 H), 4.85 (s, 2 H), 4.19 (q, J = 7.0 Hz, 2 H), 3.70 (s, 3 H), 3.54-3.53 (m, 4 H), 3.45 (s, 2 H), 3.13 (s, 3 H), 2.35 (m, 4 H), 1.13 (t, J = 7.0 Hz, 3 H); MS (ESI) m/z: 703.2 [M+H]⁺.

[0330] A mixture of 1-(4-chloro-5-(1-ethyl-7-((4-methoxybenzyl)(methyl)amino)-2-oxo-1,2-dihydro-1,6-naphthyridin-3-yl)-2-fluorophenyl)-3-(4-fluoro-3-(morpholinomethyl)phenyl)urea (152 mg, 0.216 mmol) in TFA (3 mL) was stirred under Ar for 3 h. The mixture was concentrated to dryness, treated with EtOAc and satd. NaHCO₃ and stirred for 0.5 h. The

resulting solid was collected via filtration and dried to afford 1-(4-chloro-5-(1-ethyl-7-(methylamino)-2-oxo-1,2-dihydro-1,6-naphthyridin-3-yl)-2-fluorophenyl)-3-(4-fluoro-3-(morpholinomethyl)phenyl)urea (111 mg, 76% yield). $^1\text{H NMR}$ (400 MHz, DMSO-d_6): δ 9.12 (s, 1 H), 8.63 (d, $J = 2.5$ Hz, 1 H), 8.41 (s, 1 H), 8.15 (d, $J = 8.7$ Hz, 1 H), 7.73 (s, 1 H), 7.53 (d, $J = 11.0$ Hz, 1 H), 7.47 (dd, $J = 6.5, 2.8$ Hz, 1 H), 7.30 (ddd, $J = 8.9, 4.5, 2.8$ Hz, 1 H), 7.10-7.01 (m, 2 H), 6.24 (s, 1 H), 4.14 (q, $J = 7.1$ Hz, 2 H), 3.53 (t, $J = 4.4$ Hz, 4 H), 3.44 (s, 2 H), 2.86 (d, $J = 4.9$ Hz, 3 H), 2.35 (m, 4 H), 1.20 (t, $J = 7.0$ Hz, 3 H); MS (ESI) m/z : 583.2 $[\text{M}+\text{H}]^+$.



[0331] Example 96: A mixture of **Example A50** (0.12 g, 0.224 mmol), (3S)-(+)-3-(dimethylamino)pyrrolidine (0.077 g, 0.672 mmol) and 1-methylpyrrolidine (9.53 mg, 0.112 mmol) in THF (3 mL) was heated at 60°C overnight. The mixture was cooled to RT, concentrated to dryness and purified via silica gel chromatography (MeOH/DCM) to afford (S)-N-(3-(2-chloro-4-fluoro-5-(3-phenylureido)phenyl)-1-ethyl-2-oxo-1,2-dihydro-1,6-naphthyridin-7-yl)-3-(dimethylamino)pyrrolidine-1-carboxamide (67 mg, 51% yield). $^1\text{H NMR}$ (400 MHz, DMSO-d_6): δ 9.05 (s, 2 H); 8.67 (s, 1 H); 8.61 (s, 1 H); 8.17 (d, $J = 8.6$ Hz, 1 H); 8.06 (s, 1 H); 7.90 (s, 1 H); 7.52 (d, $J = 11.0$ Hz, 1 H); 7.37 (d, $J = 8.1$ Hz, 2 H); 7.21 (t, $J = 7.8$ Hz, 3 H); 6.92 (m, 1 H); 4.13 (q, $J = 6.9$ Hz, 2 H); 3.65 (m, 2 H), 3.38 (m, 1 H); 2.15 (m, 3 H); 1.19 (t, $J = 6.9$ Hz, 3 H); MS (ESI) m/z : 592.2 $[\text{M}+\text{H}]^+$.



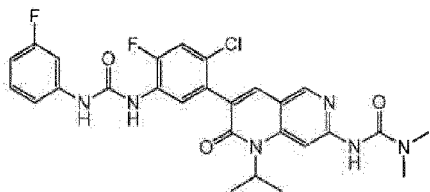
[0332] Example 97: A -20°C mixture of DIEA (552 mg, 4.27 mmol) and pyrrolidine (152 mg, 2.137 mmol) in THF (5 mL) was treated drop-wise with a solution of 2-(bromomethyl)-1-fluoro-4-nitrobenzene (500 mg, 2.137 mmol) in THF (5 mL), allowed to warm to RT and stirred for 6 h. The mixture was treated with EtOAc, washed with water, then brine, dried over Na_2SO_4 and concentrated to dryness to afford 1-(2-fluoro-5-nitrobenzyl)pyrrolidine (450 mg, 94% yield). MS (ESI) m/z : 225.1 $[\text{M}+\text{H}]^+$.

[0333] A mixture of 1-(2-fluoro-5-nitrobenzyl)pyrrolidine (450 mg, 2.007 mmol) in EtOAc (15 mL) was treated with 10% Pd/C (107 mg) and hydrogenated (1 atm) for 3 h. Additional 10% Pd/C (100 mg) was added and the mixture hydrogenated (1 atm) overnight. The solids were removed via filtration through diatomaceous earth, washed with EtOAc and the filtrate washed with water, then brine, dried over Na_2SO_4 and concentrated to dryness to afford 4-fluoro-3-(pyrrolidin-1-ylmethyl)aniline (282 mg, 72% yield). $^1\text{H NMR}$ (400 MHz, DMSO-d_6): δ 6.75 (dd, J

= 10.0, 8.7 Hz, 1 H), 6.56 (dd, $J = 6.4, 2.9$ Hz, 1 H), 6.39 (ddd, $J = 8.7, 4.3, 2.9$ Hz, 1 H), 4.85 (s, 2 H), 3.44 (d, $J = 1.5$ Hz, 2 H), 2.40 (m, 4 H), 1.66 (m, 4 H); MS (ESI) m/z : 195.1 $[M+H]^+$.

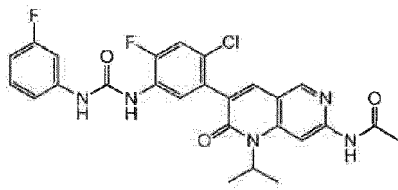
[0334] A mixture of **Example A47** (200 mg, 0.363 mmol) and 4-fluoro-3-(pyrrolidin-1-ylmethyl)aniline (88 mg, 0.454 mmol) in dioxane (5 mL) was treated with 1-methylpyrrolidine (31 mg, 0.363 mmol) and heated at 70°C overnight. The mixture was cooled to RT, treated with EtOAc and 50% satd. NaHCO_3 and stirred for 0.5 h. The resulting solid was collected via filtration and dried to afford 1-(4-chloro-5-(1-ethyl-7-((4-methoxybenzyl)(methyl)amino)-2-oxo-1,2-dihydro-1,6-naphthyridin-3-yl)-2-fluorophenyl)-3-(4-fluoro-3-(pyrrolidin-1-ylmethyl)phenyl)urea (135 mg, 54% yield). ^1H NMR (400 MHz, DMSO-d_6): δ 9.11 (s, 1 H), 8.61 (d, $J = 2.5$ Hz, 1 H), 8.50 (s, 1 H), 8.16 (d, $J = 8.7$ Hz, 1 H), 7.78 (s, 1 H), 7.53 (d, $J = 11.0$ Hz, 1 H), 7.49 (dd, $J = 6.5, 2.8$ Hz, 1 H), 7.27 (m, 1 H), 7.18 (d, $J = 8.5$ Hz, 2 H), 7.05 (t, $J = 9.3$ Hz, 1 H), 6.87 (d, $J = 8.6$ Hz, 2 H), 6.32 (s, 1 H), 4.85 (s, 2 H), 4.19 (q, $J = 7.1$ Hz, 2 H), 3.70 (s, 3 H), 3.55 (s, 2 H), 3.13 (s, 3 H), 2.43 (m, 4 H), 1.66 (m, 4 H), 1.13 (t, $J = 7.0$ Hz, 3 H); MS (ESI) m/z : 687.2 $[M+H]^+$.

[0335] A mixture of 1-(4-chloro-5-(1-ethyl-7-((4-methoxybenzyl)(methyl)amino)-2-oxo-1,2-dihydro-1,6-naphthyridin-3-yl)-2-fluorophenyl)-3-(4-fluoro-3-(pyrrolidin-1-ylmethyl)phenyl)urea (135 mg, 0.196 mmol) in TFA (3 mL) was stirred at RT for 3 h. The mixture was concentrated to dryness, treated with EtOAc and satd. NaHCO_3 and stirred for 15 min. The resulting solid was collected via filtration and dried to afford 1-(4-chloro-5-(1-ethyl-7-(methylamino)-2-oxo-1,2-dihydro-1,6-naphthyridin-3-yl)-2-fluorophenyl)-3-(4-fluoro-3-(pyrrolidin-1-ylmethyl)phenyl)urea (98 mg, 88% yield). ^1H NMR (400 MHz, DMSO-d_6): δ 9.19 (br s, 1 H), 8.71 (br s, 1 H), 8.41 (s, 1 H), 8.13 (m, 1 H), 7.73 (s, 1 H), 7.54-7.48 (m, 2 H), 7.27 (m, 1 H), 7.04 (m, 2 H), 6.23 (s, 1 H), 4.13 (q, $J = 7.2$ Hz, 2 H), 3.54 (s, 2 H), 2.86 (s, 3 H), 2.42 (m, 4 H), 1.66 (m, 4 H), 1.20 (t, $J = 6.9$ Hz, 3 H); MS (ESI) m/z : 567.2 $[M+H]^+$.



[0336] Example 98: A mixture of **Example A52** (0.27 g, 0.536 mmol), Cs_2CO_3 (0.524 g, 1.609 mmol), N,N -dimethylurea (0.236 g, 2.68 mmol) and Xantphos (0.093 g, 0.161 mmol) in dioxane (10 mL) was sparged with Ar, treated with $\text{Pd}_2(\text{dba})_3$ (0.074 g, 0.080 mmol), sparged again with Ar and heated at 100°C overnight. The mixture was cooled to RT, the solid removed via filtration and washed with EtOAc. The filtrate was washed with brine (2x), dried over Na_2SO_4 , concentrated to dryness and purified via silica gel chromatography (EtOAc/Hex). The material was re-purified via reverse-phase chromatography (MeCN/ H_2O with 0.1% TFA); the organics were removed under reduced pressure and the aqueous residue was treated satd. NaHCO_3 . The mixture was extracted with EtOAc (3x) and the combined organics were washed

with brine, dried over Na_2SO_4 and concentrated to dryness to afford 3-(3-(2-chloro-4-fluoro-5-(3-(3-fluorophenyl)ureido)phenyl)-1-isopropyl-2-oxo-1,2-dihydro-1,6-naphthyridin-7-yl)-1,1-dimethylurea (65 mg, 22% yield). ^1H NMR (400 MHz, DMSO-d_6): δ 9.31 (s, 1 H), 9.17 (s, 1 H), 8.77 (s, 1 H), 8.62 (s, 1H), 8.30 (s, 1 H), 8.17 (d, $J = 8.6$ Hz, 1 H), 7.89 (s, 1 H), 7.58 (m, 1 H), 7.48 (m, 1 H), 7.30 (m, 1 H), 7.07 (d, $J = 8.3$ Hz, 1 H), 6.79 (m, 1 H), 2.97 (s, 6 H), 1.55 (d, $J = 7.0$ Hz, 6 H); MS (ESI) m/z : 555.1 $[\text{M}+\text{H}]^+$.



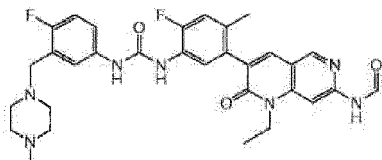
[0337] Example 99: A solution of **Example A10** (0.16 g, 0.437 mmol) in NMP (3 mL) was treated with DBU (0.079 mL, 0.524 mmol) and 4-methoxybenzylamine (0.150 g, 1.092 mmol) and heated at 150°C overnight. Additional 4-methoxybenzylamine (0.05 mL) was added and the mixture heated at 150°C for 24 h. The mixture was cooled to RT, treated with brine and extracted with EtOAc (3x). The combined organics were dried over Na_2SO_4 , concentrated to dryness and purified via silica gel chromatography (EtOAc/Hex) to afford 3-(5-amino-2-chloro-4-fluorophenyl)-1-isopropyl-7-((4-methoxybenzyl)amino)-1,6-naphthyridin-2(1H)-one (110 mg, 54% yield). MS (ESI) m/z : 467.1 $[\text{M}+\text{H}]^+$.

[0338] A solution of 3-(5-amino-2-chloro-4-fluorophenyl)-1-isopropyl-7-((4-methoxybenzyl)amino)-1,6-naphthyridin-2(1H)-one (0.11 g, 0.236 mmol) in THF (5 mL) was treated with TEA (0.1 mL) and 3-fluorophenyl isocyanate (0.032 mL, 0.259 mmol) and stirred at RT for 5 h. The mixture was concentrated to dryness, treated with DCM and the solid collected via filtration and dried to afford 1-(4-chloro-2-fluoro-5-(1-isopropyl-7-((4-methoxybenzyl)amino)-2-oxo-1,2-dihydro-1,6-naphthyridin-3-yl)phenyl)-3-(3-fluorophenyl)urea (94 mg, 66% yield). MS (ESI) m/z : 604.1 $[\text{M}+\text{H}]^+$.

[0339] A mixture of 1-(4-chloro-2-fluoro-5-(1-isopropyl-7-((4-methoxybenzyl)amino)-2-oxo-1,2-dihydro-1,6-naphthyridin-3-yl)phenyl)-3-(3-fluorophenyl)urea (0.094 g, 0.156 mmol) and anisole (0.085 mL, 0.778 mmol) was stirred in TFA (1 mL) at RT for 3 h. The mixture was concentrated to dryness, treated with EtOAc and satd. NaHCO_3 and stirred for 1 h. The resulting solid was collected via filtration and dried to afford 1-(5-(7-amino-1-isopropyl-2-oxo-1,2-dihydro-1,6-naphthyridin-3-yl)-4-chloro-2-fluorophenyl)-3-(3-fluorophenyl)urea (70 mg, 93% yield). MS (ESI) m/z : 484.1 $[\text{M}+\text{H}]^+$.

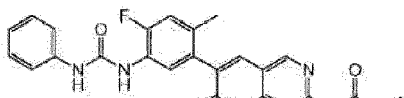
[0340] A solution of 1-(5-(7-amino-1-isopropyl-2-oxo-1,2-dihydro-1,6-naphthyridin-3-yl)-4-chloro-2-fluorophenyl)-3-(3-fluorophenyl)urea (0.07 g, 0.145 mmol) in pyridine (2 mL) was treated with acetyl chloride (0.011 mL, 0.159 mmol) and stirred at RT for 2 h. The mixture was concentrated to dryness, treated with EtOAc, washed with brine, dried over Na_2SO_4 and concentrated to dryness. The material was treated with Et_2O and the solid collected via

filtration to afford N-(3-(2-chloro-4-fluoro-5-(3-(3-fluorophenyl)ureido)phenyl)-1-isopropyl-2-oxo-1,2-dihydro-1,6-naphthyridin-7-yl)acetamide (65 mg, 84% yield). ^1H NMR (400 MHz, DMSO- d_6): δ 10.81 (s, 1 H), 9.31 (s, 1 H), 8.78 (s, 1 H), 8.68 (s, 1 H), 8.54 (s, 1 H), 8.18 (d, J = 8.6 Hz, 1 H), 7.93 (s, 1 H), 7.58 (d, J = 11.0 Hz, 1 H), 7.46 (dt, J = 11.9, 2.3 Hz, 1 H), 7.29 (m, 1 H), 7.06 (m, 1 H), 6.79 (td, J = 8.5, 2.6 Hz, 1 H), 5.36 (m, 1 H), 2.14 (s, 3 H), 1.56 (d, J = 7.0 Hz, 6 H); MS (ESI) m/z: 526.1 [M+H] $^+$.



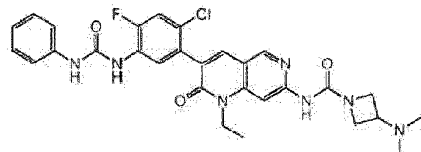
[0341] Example 100: A solution of **Example D2** (0.117 g, 0.524 mmol) and **Example A53** (0.182 g, 0.437 mmol) in dioxane (4.5 mL) was treated with catalytic 1-methylpyrrolidine (2 drops) and the mixture heated at 80°C overnight. The mixture was cooled to RT, concentrated to dryness and purified via silica gel chromatography (MeOH/DCM) to afford 1-(5-(7-chloro-1-ethyl-2-oxo-1,2-dihydro-1,6-naphthyridin-3-yl)-2-fluoro-4-methylphenyl)-3-(4-fluoro-3-((4-methylpiperazin-1-yl)methyl)phenyl)urea (123 mg, 49% yield). ^1H NMR (400 MHz, DMSO- d_6): δ 9.06 (s, 1 H), 8.77 (s, 1 H), 8.47 (s, 1H), 8.00-7.95 (m, 2 H), 7.73 (s, 1 H), 7.45 (m, 1 H), 7.31-7.26 (m, 1 H), 7.17 (d, J = 12.2 Hz, 1 H), 7.05 (t, J = 9.2 Hz, 1 H), 4.27 (q, J = 7.1 Hz, 2 H), 3.44 (s, 2 H), 2.38 (br s, 8 H), 2.17 (s, 3 H), 2.07 (s, 3 H), 1.20 (t, J = 7.0 Hz, 3 H); MS (ESI) m/z: 581.2 [M+H] $^+$.

[0342] A mixture of 1-(5-(7-chloro-1-ethyl-2-oxo-1,2-dihydro-1,6-naphthyridin-3-yl)-2-fluoro-4-methylphenyl)-3-(4-fluoro-3-((4-methylpiperazin-1-yl)methyl)phenyl)urea (0.120 g, 0.207 mmol), formamide (0.041 ml, 1.033 mmol) and K_2CO_3 (0.057 g, 0.413 mmol) in dioxane (3 mL) was sparged with Ar, treated with BrettPhos Palladacycle (8.05 mg, 10.33 μmol), sparged again with Ar, and heated to 100°C for 1 h. The mixture was cooled to RT, treated with EtOAc and satd. NaHCO_3 , filtered to remove insoluble material and the layers separated. The organic layer was washed with brine, dried over MgSO_4 and concentrated to dryness. The material was treated with a small amount of DCM, allowed to stand at RT, and the resulting solid collected via filtration and dried. The filtrate was concentrated to dryness, layered with a small amount of DCM and allowed to stand at RT overnight. The resulting solid was collected via filtration and combined with the above-isolated solid to afford N-(1-ethyl-3-(4-fluoro-5-(3-(4-fluoro-3-((4-methylpiperazin-1-yl)methyl)phenyl)ureido)-2-methylphenyl)-2-oxo-1,2-dihydro-1,6-naphthyridin-7-yl)formamide (53 mg, 44% yield). ^1H NMR (400 MHz, DMSO- d_6): δ 9.38 (m, 1 H), 9.05 (s, 1 H), 8.69 (d, J = 18.4 Hz, 1 H), 8.44 (s, 1 H), 8.21 (s, 1 H), 7.96 (d, J = 8.4 Hz, 1 H), 7.90 (s, 1 H), 7.43 (dd, J = 6.5, 2.8 Hz, 1 H), 7.30 (ddd, J = 8.9, 4.4, 2.8 Hz, 1 H), 7.16 (d, J = 12.2 Hz, 1 H), 7.05 (t, J = 9.3 Hz, 1 H), 6.96 (s, 1 H), 4.19 (m, 2 H), 3.42 (s, 2 H), 2.41-2.19 (m, 8 H), 2.10 (s, 3 H), 2.07 (s, 3 H), 1.24 (m, 3 H); MS (ESI) m/z: 590.2 [M+H] $^+$.

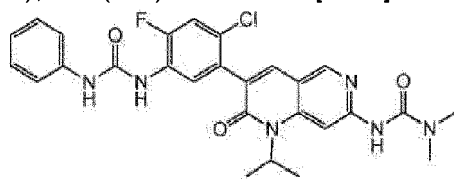




[0343] Example 101: A mixture of **Example A54** (308 mg, 0.665 mmol), Cs_2CO_3 (650 mg, 1.996 mmol), *N,N*-dimethylurea (293 mg, 3.33 mmol) and Xantphos (115 mg, 0.20 mmol) in dioxane (10 mL) was sparged with Ar, treated with $\text{Pd}_2(\text{dba})_3$ (91 mg, 0.100 mmol) and heated at 100°C overnight. The mixture was cooled to RT, treated with EtOAc and DMF, the solids removed via filtration through diatomaceous earth and washed with water and EtOAc. The layers of the filtrate were separated, the organic layer washed with satd. NaHCO_3 , then brine, dried over Na_2SO_4 , concentrated to dryness and purified via reverse-phase chromatography (MeCN/ H_2O with 0.1% TFA). The organics were removed under reduced pressure and the aqueous residue treated with satd. NaHCO_3 . The resulting solid was collected via filtration and dried to afford 3-(1-ethyl-3-(4-fluoro-2-methyl-5-(3-phenylureido)phenyl)-2-oxo-1,2-dihydro-1,6-naphthyridin-7-yl)-1,1-dimethylurea (35 mg, 10% yield). ^1H NMR (400 MHz, DMSO-d_6): δ 9.18 (s, 1 H), 9.01 (s, 1 H), 8.64 (s, 1 H), 8.50 (s, 1 H), 8.01 (s, 1 H), 7.98 (d, $J = 8.4$ Hz, 1 H), 7.86 (s, 1 H), 7.41 (d, $J = 8.0$ Hz, 2 H), 7.25 (t, $J = 7.7$ Hz, 2 H), 7.15 (d, $J = 12.2$ Hz, 1 H), 6.95 (t, $J = 7.3$ Hz, 1 H), 4.18 (q, $J = 7.2$ Hz, 2 H), 2.97 (s, 6 H), 2.08 (s, 3 H), 1.24 (t, $J = 7.1$ Hz, 3 H); MS (ESI) m/z : 503.2 $[\text{M}+\text{H}]^+$.

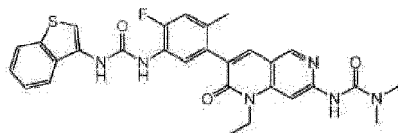


[0344] Example 102: A suspension of *N,N*-dimethylazetididin-3-amine dihydrochloride (0.071 g, 0.410 mmol) and *N*-methyl pyrrolidine (0.070 g, 0.821 mmol) in dioxane (4 mL) was heated at 55°C for 10 minutes, treated with **Example A50** (0.11 g, 0.205 mmol) and heated at 55°C for 16 h. The mixture was concentrated to dryness and purified via silica gel chromatography (MeOH/DCM) to afford *N*-(3-(2-chloro-4-fluoro-5-(3-phenylureido)phenyl)-1-ethyl-2-oxo-1,2-dihydro-1,6-naphthyridin-7-yl)-3-(dimethylamino)azetididine-1-carboxamide (68 mg, 57% yield). ^1H NMR (400 MHz, DMSO-d_6): δ 9.49 (s, 1 H), 9.09 (s, 1 H), 8.71 (d, $J = 2.6$ Hz, 1 H), 8.65 (s, 1 H), 8.21 (d, $J = 8.6$ Hz, 1 H), 8.09 (s, 1 H), 7.94 (s, 1 H), 7.57 (d, $J = 11.0$ Hz, 1 H), 7.41 (dd, $J = 8.2, 1.2$ Hz, 2 H), 7.26 (t, $J = 7.8$ Hz, 2 H), 6.97 (t, $J = 7.3$ Hz, 1 H), 4.17 (q, $J = 7.3$ Hz, 2 H), 4.06-4.01 (m, 2 H), 3.86-3.77 (m, 2 H), 3.04 (m, 1 H), 2.09 (s, 6 H), 1.24 (t, $J = 7.0$ Hz, 3 H); MS (ESI) m/z : 578.2 $[\text{M}+\text{H}]^+$.



[0345] Example 103: A mixture of **Example A55** (0.2 g, 0.412 mmol), Cs_2CO_3 (0.403 g, 1.236

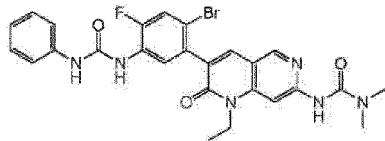
mmol), N,N-dimethylurea (0.182 g, 2.060 mmol) and Xantphos (0.072 g, 0.124 mmol) in dioxane (10 mL) was sparged with Ar, treated with Pd₂(dba)₃ (0.057 g, 0.062 mmol), sparged again with Ar and heated at 100°C overnight. The mixture was cooled to RT, the solids removed via filtration and washed with water and EtOAc. The layers of the filtrate were separated, the organic layer washed with brine, dried over Na₂SO₄, concentrated to dryness and purified via silica gel chromatography (EtOAc/Hcx). The material was re-purified via reverse-phase chromatography (MeCN/H₂O with 0.1% TFA). The organics were removed under reduced pressure and the aqueous residue treated with satd. NaHCO₃. The resulting solid was collected via filtration and dried to afford 3-(3-(2-chloro-4-fluoro-5-(3-phenylureido)phenyl)-1-isopropyl-2-oxo-1,2-dihydro-1,6-naphthyridin-7-yl)-1,1-dimethylurea (25 mg, 6% yield). ¹H NMR (400 MHz, DMSO-d₆): δ 9.16 (s, 1 H), 9.11 (s, 1 H), 8.73 (s, 1 H), 8.62 (s, 1 H), 8.30 (s, 1 H), 8.20 (d, J = 8.6 Hz, 1 H), 7.89 (s, 1 H), 7.55 (d, J = 11.0 Hz, 1 H), 7.42 (m, 2 H), 7.26 (t, J = 7.8 Hz, 2 H), 6.97 (t, J = 7.3 Hz, 1 H), 5.32 (m, 1 H), 2.97 (s, 6 H), 1.55 (d, J = 7.0 Hz, 6 H); MS (ESI) m/z: 537.1 [M+H]⁺.



[0346] Example 104: A solution of benzo[b]thiophene-3-carboxylic acid (0.129 g, 0.723 mmol) in toluene (5 mL) was treated with TEA (0.167 mL, 1.206 mmol) and DPPA (0.195 mL, 0.904 mmol), stirred at RT for 5 min, treated with Example A6 (0.20 g, 0.603 mmol) and heated at 100°C for 2 h. The mixture was cooled to RT and the resulting solid collected via filtration to afford 1-(benzo[b]thiophen-3-yl)-3-(5-(7-chloro-1-ethyl-2-oxo-1,2-dihydro-1,6-naphthyridin-3-yl)-2-fluoro-4-methylphenyl)urea (230 mg, 75% yield). ¹H NMR (400 MHz, DMSO-d₆): δ 9.40 (s, 1 H), 8.86 (s, 1 H), 8.78 (s, 1 H), 8.11 (d, J = 8.4 Hz, 1 H), 8.02 (s, 1 H), 7.96 (d, J = 8.0 Hz, 1 H), 7.87 (d, J = 8.1 Hz, 1 H), 7.74 (s, 1 H), 7.67 (s, 1 H), 7.48 (m, 1 H), 7.41 (m, 1 H), 7.20 (m, 1 H), 4.28 (q, J = 7.1 Hz, 2 H), 2.08 (s, 3 H), 1.21 (t, J = 7.0 Hz, 3 H); MS (ESI) m/z: 507.1 [M+H]⁺.

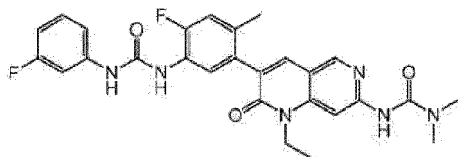
[0347] A mixture of 1-(benzo[b]thiophen-3-yl)-3-(5-(7-chloro-1-ethyl-2-oxo-1,2-dihydro-1,6-naphthyridin-3-yl)-2-fluoro-4-methylphenyl)urea (0.23 g, 0.454 mmol), Cs₂CO₃ (0.443 g, 1.361 mmol), N,N-dimethylurea (0.200 g, 2.268 mmol) and Xantphos (0.079 g, 0.136 mmol) in dioxane (10 mL) was sparged with Ar, treated with Pd₂(dba)₃ (0.062 g, 0.068 mmol), sparged again with Ar and heated at 100°C overnight. The mixture was cooled to RT, the solids removed via filtration and rinsed with water and EtOAc. The layers of the filtrate were separated, the organic layer washed with brine, dried over Na₂SO₄ and concentrated to dryness. The material was treated with DCM, the solid removed via filtration and the filtrate purified via silica gel chromatography (EtOAc/Hex) to afford 3-(3-(5-(3-(benzo[b]thiophen-3-yl)ureido)-4-fluoro-2-methylphenyl)-1-ethyl-2-oxo-1,2-dihydro-1,6-naphthyridin-7-yl)-1,1-dimethylurea (25 mg, 9% yield). ¹H NMR (400 MHz, DMSO-d₆): δ 9.34 (s, 1 H), 9.13 (s, 1 H),

8.79 (s, 1 H), 8.60 (s, 1 H), 8.03 (d, J = 8.4 Hz, 1 H), 7.97 (s, 1 H), 7.91 (d, J = 8.0 Hz, 1 H), 7.83 (m, 2 H), 7.62 (s, 1 H), 7.45-7.40 (m, 1 H), 7.36 (t, J = 7.5 Hz, 1 H), 7.15 (d, J = 12.3 Hz, 1 H), 4.14 (d, J = 8.0 Hz, 2 H), 2.93 (s, 3 H), 1.20 (m, 3 H); MS (ESI) m/z: 559.2 [M+H]⁺.

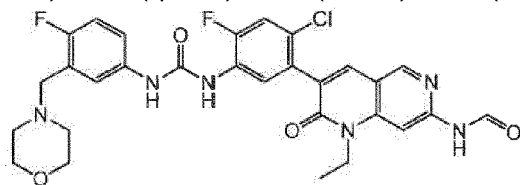


[0348] Example 105: A solution of **Example A13** (0.300 g, 0.756 mmol) in pyridine (8 mL) was cooled to 0°C, treated slowly with phenyl isocyanate (0.086 mL, 0.794 mmol), stirred at 0°C for 20 min then warmed to RT for 45 min. The solids were collected via filtration, rinsed with a small amount of DCM and dried; the filtrate was treated with satd. NaHCO₃ and extracted with DCM. The organic layer was washed with brine, dried over MgSO₄, concentrated to dryness, triturated with DCM, the solid collected via filtration and combined with the above-isolated solid to afford 1-(4-bromo-5-(7-chloro-1-ethyl-2-oxo-1,2-dihydro-1,6-naphthyridin-3-yl)-2-fluorophenyl)-3-phenylurea (170 mg, 44% yield). ¹H NMR (400 MHz, DMSO-d₆): δ 9.11 (s, 1 H), 8.79 (s, 1 H), 8.75 (d, J = 2.5 Hz, 1 H), 8.24 (d, J = 8.5 Hz, 1 H), 8.06 (s, 1 H), 7.75 (s, 1 H), 7.71 (d, J = 10.8 Hz, 1 H), 7.41 (dd, J = 8.2, 1.2 Hz, 2 H), 7.26 (t, J = 7.8 Hz, 2 H), 6.97 (t, J = 7.4 Hz, 1 H), 4.27 (q, J = 7.1 Hz, 2 H), 1.20 (t, J = 7.0 Hz, 3 H); MS (ESI) m/z: 515.0 [M+H]⁺.

[0349] A suspension of 1-(4-bromo-5-(7-chloro-1-ethyl-2-oxo-1,2-dihydro-1,6-naphthyridin-3-yl)-2-fluorophenyl)-3-phenylurea (0.360 g, 0.698 mmol), N,N-dimethylurea (0.307 g, 3.49 mmol) and Cs₂CO₃ (0.682 g, 2.094 mmol) in dioxane (8 mL) was sparged with Ar, treated with XantPhos (0.121 g, 0.209 mmol) and Pd₂(dba)₃ (0.096 g, 0.105 mmol), sparged again with Ar and heated at 100°C overnight. The mixture was cooled to RT, the solids removed via filtration and rinsed with EtOAc. The filtrate was treated with brine, filtered again to remove solids and the layers separated. The organic layer was washed a second time with brine, dried over MgSO₄, concentrated to dryness and purified via reverse-phase chromatography (MeCN/H₂O with 0.1% TFA). The organics were removed under reduced pressure, the aqueous residue treated with satd. NaHCO₃ and stirred for 1 h. The resulting solid was collected via filtration and dried to afford 3-(3-(2-bromo-4-fluoro-5-(3-phenylureido)phenyl)-1-ethyl-2-oxo-1,2-dihydro-1,6-naphthyridin-7-yl)-1,1-dimethylurea (37 mg, 9% yield). ¹H NMR (400 MHz, DMSO-d₆): δ 9.21 (s, 1 H), 9.10 (s, 1 H), 8.72 (s, 1 H), 8.65 (s, 1 H), 8.21 (d, J = 8.5 Hz, 1 H), 8.01 (s, 1 H), 7.91 (s, 1 H), 7.69 (d, J = 10.8 Hz, 1 H), 7.42 (m, 2 H), 7.26 (m, 2 H), 6.97 (t, J = 7.4 Hz, 1 H), 4.18 (q, J = 7.1 Hz, 2 H), 2.97 (s, 6 H), 1.24 (t, J = 7.1 Hz, 3 H); MS (ESI) m/z: 567.1 [M+H]⁺.



[0350] Example 106: A mixture of **Example A56** (320 mg, 0.682 mmol), Cs₂CO₃ (667 mg, 2.047 mmol), N,N-dimethylurea (301 mg, 3.41 mmol) and Xantphos (118 mg, 0.205 mmol) in dioxane (5 mL) was sparged with Ar, treated with Pd₂(dba)₃ (94 mg, 0.102 mmol) and heated at 100°C overnight. The mixture was cooled to RT, treated with EtOAc and DMF, the solids removed via filtration through diatomaceous earth and washed with water and EtOAc. The layers of the filtrate were separated, the organic layer washed with satd. NaHCO₃, then brine, dried over Na₂SO₄, concentrated to dryness and purified via reverse-phase chromatography (MeCN/H₂O with 0.1% TEA). The organics were removed under reduced pressure, the aqueous residue treated with satd. NaHCO₃ and stirred for 1 h. The resulting solid was collected via filtration and dried to afford 3-(1-ethyl-3-(4-fluoro-5-(3-(3-fluorophenyl)ureido)-2-methylphenyl)-2-oxo-1,2-dihydro-1,6-naphthyridin-7-yl)-1,1-dimethylurea (30 mg, 8% yield). ¹H NMR (400 MHz, DMSO-d₆): δ 9.27 (s, 1H), 9.17 (s, 1 H), 8.66-8.58 (m, 2 H), 8.01 (s, 1 H), 7.93 (m, 1 H), 7.86 (s, 1 H), 7.47 (m, 1 H), 7.29 (m, 1 H), 7.17 (m, 1 H), 7.06 (m, 1 H), 6.76 (m, 1 H), 4.18 (q, 2 H), 2.97 (s, 6 H), 2.08 (s, 3 H), 1.24 (t, 3 H); MS (ESI) m/z: 521.2 [M+H]⁺.



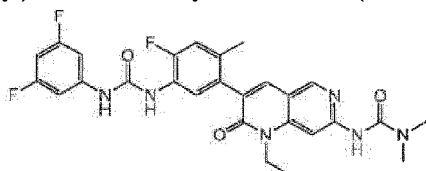
[0351] Example 107: A bi-phasic mixture of **Example A3** (250 mg, 0.710 mmol) in EtOAc (10 mL) and satd. NaHCO₃ (15 mL) was treated with isopropenyl chloroformate (9120 mg, 0.984 mmol) and stirred at RT for 2 h. The layers were separated, the organic layer washed with water, then brine, dried over Na₂SO₄ and concentrated to dryness to afford prop-1-en-2-yl (4-chloro-5-(7-chloro-1-ethyl-2-oxo-1,2-dihydro-1,6-naphthyridin-3-yl)-2-fluorophenyl)carbamate (292 mg, 94% yield). MS (ESI) m/z: 436.0 [M+H]⁺

[0352] A mixture of prop-1-en-2-yl (4-chloro-5-(7-chloro-1-ethyl-2-oxo-1,2-dihydro-1,6-naphthyridin-3-yl)-2-fluorophenyl)carbamate (182 mg, 0.416 mmol) and **Example D3** (105 mg, 0.454 mmol) in dioxane (5 mL) was treated with 1-methylpyrrolidine (35 mg, 0.416 mmol) and heated at 70°C overnight. The mixture was cooled to RT, treated with EtOAc and 50% satd. NaHCO₃ and stirred for 0.5 h. The resulting solid was collected via filtration and dried. The layers of the filtrate were separated, the organics layer washed with brine, dried over Na₂SO₄, concentrated to dryness and purified via reverse-phase chromatography (MeCN/H₂O with 0.1% TFA). The organics were removed under reduced pressure, the aqueous residue treated with satd. NaHCO₃ and stirred for 1 h. The resulting solid was collected via filtration and combined with the above-isolated solid to afford 1-(4-chloro-5-(7-chloro-1-ethyl-2-oxo-1,2-dihydro-1,6-naphthyridin-3-yl)-2-fluorophenyl)-3-(4-fluoro-3-(morpholinomethyl)phenyl)urea (155 mg, 63% yield). ¹H NMR (400 MHz, DMSO-d₆): δ 9.14 (s, 1 H), 8.79 (s, 1 H), 8.68 (s, 1 H), 8.22 (d, J = 8.6 Hz, 1 H), 8.09 (s, 1 H), 7.75 (s, 1 H), 7.59 (d, J = 11.0 Hz, 1 H), 7.48 (dd, J = 6.5, 2.8 Hz, 1 H), 7.30 (m, 1 H), 7.07 (t, J = 9.2 Hz, 1 H), 4.27 (q, J = 7.1 Hz, 2 H), 3.56-3.51

(m, 4 H), 3.44 (s, 2 H), 2.35 (m, 4 H), 1.20 (t, J = 7.0 Hz, 3 H); MS (ESI) m/z: 588.1 [M+H]⁺.

[0353] A mixture of 1-(4-chloro-5-(7-chloro-1-ethyl-2-oxo-1,2-dihydro-1,6-naphthyridin-3-yl)-2-fluorophenyl)-3-(4-fluoro-3-(morpholinomethyl)phenyl)urea (155 mg, 0.263 mmol), K₂CO₃ (73 mg, 0.570 mmol) and formamide (59 mg, 1.317 mmol) in dioxane (3 mL) was sparged with Ar, treated with BrettPhos Palladacycle (10 mg, 13 μmol) and heated at 100°C for 2 h. The mixture was cooled to RT, treated with EtOAc, DMF and 50% satd. NaHCO₃ and the solid collected via filtration. The layers of the filtrate were separated, the organics layer washed with brine, dried over Na₂SO₄, concentrated to dryness, combined with the isolated solid and purified via reverse-phase chromatography (MeCN/H₂O with 0.1% TFA). The organics were removed under reduced pressure, the aqueous residue treated with satd. NaHCO₃ and stirred for 1 h. The resulting solid was collected via filtration, dried and re-purified via reverse-phase chromatography (MeCN/H₂O with 0.1% TFA). The organics were removed under reduced pressure, the aqueous residue treated with satd. NaHCO₃ and extracted with EtOAc (3x). The combined organics were dried over Na₂SO₄ and concentrated to dryness to afford N-(3-(2-chloro-4-fluoro-5-(3-(4-fluoro-3-(morpholinomethyl)phenyl)ureido)phenyl)-1-ethyl-2-oxo-1,2-dihydro-1,6-naphthyridin-7-yl)formamide (33 mg, 20% yield). MS (ESI) m/z: 597.2 [M+H]⁺.

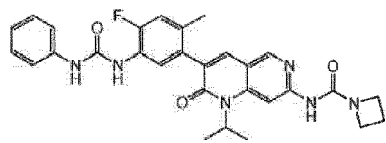
[0354] A suspension of N-(3-(2-chloro-4-fluoro-5-(3-(4-fluoro-3-(morpholinomethyl)phenyl)ureido)phenyl)-1-ethyl-2-oxo-1,2-dihydro-1,6-naphthyridin-7-yl)formamide (33 mg, 0.055 mmol) in MeCN (2 mL) was treated with 0.1N HCl (580 μL, 0.058 mmol), frozen and lyophilized to afford N-(3-(2-chloro-4-fluoro-5-(3-(4-fluoro-3-(morpholinomethyl)phenyl)ureido)phenyl)-1-ethyl-2-oxo-1,2-dihydro-1,6-naphthyridin-7-yl)formamide hydrochloride (34 mg, 91% yield). MS (ESI) m/z: 597.2 [M+H]⁺.



[0355] Example 108: A mixture of **Example A53** (400 mg, 0.962 mmol) and 3,5-difluoroaniline (186 mg, 1.443 mmol) in dioxane (5 mL) was treated with 1-methylpyrrolidine (123 mg, 1.443 mmol) and heated at 70°C for 20 h. The mixture was cooled to RT, treated with EtOAc and 50% satd. NaHCO₃ and stirred for 1 h. The resulting solid was collected via filtration and dried to afford 1-(5-(7-chloro-1-ethyl-2-oxo-1,2-dihydro-1,6-naphthyridin-3-yl)-2-fluoro-4-methylphenyl)-3-(3,5-difluorophenyl)urea (287 mg, 61% yield). MS (ESI) m/z: 487.1 [M+H]⁺.

[0356] A mixture of 1-(5-(7-chloro-1-ethyl-2-oxo-1,2-dihydro-1,6-naphthyridin-3-yl)-2-fluoro-4-methylphenyl)-3-(3,5-difluorophenyl)urea (287 mg, 0.589 mmol), Cs₂CO₃ (576 mg, 1.768 mmol), N,N-dimethylurea (260 mg, 2.95 mmol) and Xantphos (102 mg, 0.177 mmol) in dioxane (5 mL) was sparged with Ar, treated with Pd₂(dba)₃ (81 mg, 0.088 mmol) and heated

at 100°C overnight. The mixture was cooled to RT, treated with water, EtOAc and DMF and the solids removed via filtration through diatomaceous earth. The layers of the filtrate were separated, the organic layer washed with brine, dried over Na₂SO₄, concentrated to dryness and purified via reverse-phase chromatography (MeCN/H₂O with 0.1% TFA). The organics were removed under reduced pressure, the aqueous residue treated with satd. NaHCO₃ and stirred overnight. The resulting solid was collected via filtration and dried to afford 3-(3-(5-(3-(3,5-difluorophenyl)ureido)-4-fluoro-2-methylphenyl)-1-ethyl-2-oxo-1,2-dihydro-1,6-naphthyridin-7-yl)-1,1-dimethylurea (18 mg, 5% yield). ¹H NMR (400 MHz, DMSO-d₆): δ 9.4] (s, 1H), 9.17 (s, 1 H), 8.65 (m, 2 H), 8.01 (s, 1 H), 7.90 (d, J = 8.3 Hz, 1 H), 7.86 (s, 1 H), 7.20-7.11 (m, 3 H), 6.78 (m, 1 H), 4.18 (q, J = 7.1 Hz, 2 H), 2.97 (s, 6 H), 2.08 (s, 3 H), 1.24 (t, J = 7.1 Hz, 3 H); MS (ESI) m/z: 539.2 [M+H]⁺.



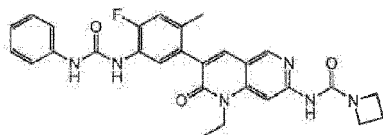
[0357] Example 109: A mixture of **Example A20** (0.345 g, 0.998 mmol), phenyl isocyanate (0.143 g, 1.197 mmol) and TEA (0.138 ml, 0.998 mmol) in THF (5 mL) was stirred at RT for 3 h. The mixture was treated with 30% EtOAc/Hex, stirred for several minutes and the resulting solid was collected via filtration and dried to afford 1-(5-(7-chloro-1-isopropyl-2-oxo-1,2-dihydro-1,6-naphthyridin-3-yl)-2-fluoro-4-methylphenyl)-3-phenylurea (350 mg, 75% yield). MS (ESI) m/z: 465.1 [M+H]⁺.

[0358] A solution of 1-(5-(7-chloro-1-isopropyl-2-oxo-1,2-dihydro-1,6-naphthyridin-3-yl)-2-fluoro-4-methylphenyl)-3-phenylurea (0.35 g, 0.753 mmol) in dioxane (4 mL) and DMF (1 mL) was sparged with Ar, treated with N-t-butylcarbamate (0.441 g, 3.76 mmol), Cs₂CO₃ (0.368 g, 1.129 mmol), X-Phos (0.036 g, 0.075 mmol) and Pd₂(dba)₃ (0.034 g, 0.038 mmol) and the mixture heated at 80°C for 16 h. The mixture was cooled to RT, treated with THF and the solids removed via filtration through diatomaceous earth. The filtrate was washed with brine, dried over Na₂SO₄ and concentrated to dryness. The residue was suspended in 1:1 EtOAc/Hex, sonicated and the solid collected via filtration to afford tert-butyl (3-(4-fluoro-2-methyl-5-(3-phenylureido)phenyl)-1-isopropyl-2-oxo-1,2-dihydro-1,6-naphthyridin-7-yl)carbamate (205 mg, 50% yield). ¹H NMR (400 MHz, DMSO-d₆): δ 10.10 (s, 1 H), 9.02 (s, 1 H), 8.61 (s, 1 H), 8.50 (s, 1 H), 8.13 (s, 1 H), 7.97 (d, J = 8.4 Hz, 1 H), 7.82 (s, 1 H), 7.41 (d, J = 8.0 Hz, 2 H), 7.25 (t, J = 7.8 Hz, 2 H), 7.15 (d, J = 12.2 Hz, 1 H), 6.95 (t, J = 7.4 Hz, 1 H), 5.28 (m, 1 H), 2.07 (s, 3 H), 1.57 (d, J = 7.0 Hz, 6 H), 1.49 (s, 9 H); MS (ESI) m/z: 546.2 [M+H]⁺.

[0359] A solution of tert-butyl (3-(4-fluoro-2-methyl-5-(3-phenylureido)phenyl)-1-isopropyl-2-oxo-1,2-dihydro-1,6-naphthyridin-7-yl)carbamate (0.2 g, 0.367 mmol) in MeOH (3 mL) was treated with HCl in dioxane (4 M, 0.916 mL, 3.67 mmol) and stirred at RT for 16 h. The mixture

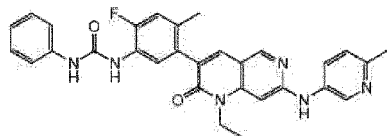
was concentrated to dryness, treated with pyridine (3 mL) and isopropenyl chloroformate (0.066 g, 0.550 mmol) and stirred at RT for 1 h. Water was added, the mixture stirred for several minutes, extracted with 20% THF/EtOAc (2x) and the combined organics were washed with brine, dried over Na₂SO₄ and concentrated to dryness. The residue was treated with 30% EtOAc/Hex, sonicated and the resulting solid collected via filtration to afford prop-1-en-2-yl (3-(4-fluoro-2-methyl-5-(3-phenylureido)phenyl)-1-isopropyl-2-oxo-1,2-dihydro-1,6-naphthyridin-7-yl)carbamate (175 mg, 90% yield). ¹H NMR (400 MHz, DMSO-d₆): δ 10.77 (s, 1 H), 9.02 (s, 1 H), 8.66 (s, 1 H), 8.50 (s, 1 H), 8.15 (s, 1 H), 7.98 (d, J = 8.5 Hz, 1 H), 7.85 (s, 1 H), 7.41 (d, J = 8.0 Hz, 2 H), 7.25 (t, J = 7.8 Hz, 2 H), 7.15 (d, J = 12.2 Hz, 1 H), 6.95 (t, J = 7.3 Hz, 1 H), 5.33 (m, 1 H), 4.81 (s, 1 H), 4.77 (s, 1 H), 2.07 (s, 3 H), 1.96 (s, 3 H), 1.56 (d, J = 7.0 Hz, 6 H); MS (ESI) m/z: 530.2 [M+H]⁺.

[0360] A suspension of prop-1-en-2-yl (3-(4-fluoro-2-methyl-5-(3-phenylureido)phenyl)-1-isopropyl-2-oxo-1,2-dihydro-1,6-naphthyridin-7-yl)carbamate (0.1 g, 0.189 mmol) in dioxane (3 mL) was treated with azetidine hydrochloride (0.071 g, 0.755 mmol) and 1-methylpyrrolidine (0.129 g, 1.511 mmol) and heated at 70°C for 16 h, then cooled to RT and stirred for 24 h. The mixture was concentrated to dryness and purified via reverse-phase chromatography (MeCN/H₂O with 0.1% TFA). The fractions were neutralized with satd. NaHCO₃, extracted with EtOAc (2x) and the combined organics were washed with brine, dried over Na₂SO₄ and concentrated to dryness to afford N-(3-(4-fluoro-2-methyl-5-(3-phenylureido)phenyl)-1-isopropyl-2-oxo-1,2-dihydro-1,6-naphthyridin-7-yl)azetidine-1-carboxamide (43 mg, 43% yield). ¹H NMR (400 MHz, DMSO-d₆): δ 9.34 (s, 1 H), 9.01 (s, 1 H), 8.60 (s, 1 H), 8.49 (s, 1 H), 8.38 (s, 1 H), 7.97 (d, J = 8.4 Hz, 1 H), 7.80 (s, 1 H), 7.41 (d, J = 8.0 Hz, 2 H), 7.25 (t, J = 7.8 Hz, 2 H), 7.14 (d, J = 12.2 Hz, 1 H), 6.95 (t, J = 7.4 Hz, 1 H), 5.35 (m, 1 H), 4.02 (t, J = 7.5 Hz, 4 H), 2.17 (t, J = 7.7 Hz, 2 H), 2.07 (s, 3 H), 1.55 (d, J = 7.0 Hz, 6 H); MS (ESI) m/z: 529.2 [M+H]⁺.

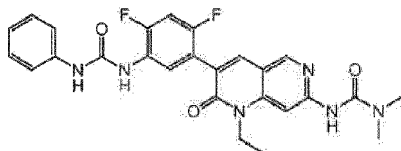


[0361] Example 110: A suspension of **Example A57** (0.15 g, 0.291 mmol) in THF (4 mL) was treated with azetidine hydrochloride (0.109 g, 1.164 mmol) and 1-methylpyrrolidine (0.248 g, 2.91 mmol) and heated at 60°C for 16 h. The mixture was concentrated to dryness and purified via reverse-phase chromatography (MeCN/H₂O with 0.1% TFA). The fractions were neutralized with satd. NaHCO₃, extracted with EtOAc (2x) and the combined organics were washed with brine, dried over Na₂SO₄ and concentrated to dryness to afford N-(1-ethyl-3-(4-fluoro-2-methyl-5-(3-phenylureido)phenyl)-2-oxo-1,2-dihydro-1,6-naphthyridin-7-yl)azetidine-1-carboxamide (53 mg, 35% yield). ¹H NMR (400 MHz, DMSO-d₆): δ 9.37 (s, 1 H), 9.05 (s, 1 H), 8.63 (s, 1 H), 8.52 (s, 1 H), 8.10 (s, 1 H), 7.97 (d, J = 8.4 Hz, 1 H), 7.85 (s, 1 H), 7.41 (d, J = 8.1 Hz, 2 H), 7.25 (t, J = 7.8 Hz, 2 H), 7.15 (d, J = 12.2 Hz, 1 H), 6.95 (t, J = 7.4 Hz, 1 H), 4.17 (q, J = 7.5 Hz, 2 H), 4.02 (t, J = 7.5 Hz, 4 H), 2.17 (t, J = 7.7 Hz, 2 H), 2.07 (s, 3 H), 1.24 (t, J =

7.0 Hz, 3 H); MS (ESI) m/z: 515.2 [M+H]⁺.



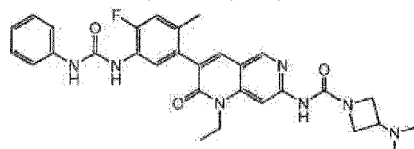
[0362] Example 111: A mixture of **Example A54** (222 mg, 0.492 mmol), Pd(OAc)₂ (6 mg, 0.026 mmol), Xantphos (31 mg, 0.053 mmol), K₂CO₃ (73 mg, 0.527 mmol) and 3-amino-6-methylpyridine (171 mg, 1.582 mmol) in dioxane (4 mL) was sparged with Ar and heated at 90°C for 4 h. The mixture was cooled to RT, treated with EtOAc and 50% satd. NaHCO₃ and the solids removed via filtration through diatomaceous earth. The layers of the filtrate were separated, the organics layer washed with brine, dried over Na₂SO₄, concentrated to dryness and purified via reverse-phase chromatography (MeCN/H₂O with 0.1% TFA). The organics were removed under reduced pressure, the aqueous residue treated with satd. NaHCO₃ and stirred. The resulting solid was collected via filtration and dried to afford 1-(5-(1-ethyl-7-((6-methylpyridin-3-yl)amino)-2-oxo-1,2-dihydro-1,6-naphthyridin-3-yl)-2-fluoro-4-methylphenyl)-3-phenylurea (87 mg, 33% yield). ¹H NMR (400 MHz, DMSO-d₆): δ 9.47 (s, 1 H), 9.08 (s, 1 H), 8.64 (d, J = 2.7 Hz, 1 H), 8.57 (s, 1 H), 8.55 (s, 1 H), 8.07 (dd, J = 8.4, 2.7 Hz, 1 H), 7.96 (d, J = 8.4 Hz, 1 H), 7.79 (s, 1 H), 7.41 (dd, J = 8.2, 1.2 Hz, 2 H), 7.25 (t, J = 7.8 Hz, 2 H), 7.16 (t, J = 8.7 Hz, 2 H), 6.94 (t, J = 7.3 Hz, 1 H), 6.73 (s, 1 H), 4.16 (q, J = 7.1 Hz, 2 H), 2.40 (s, 3 H), 2.08 (s, 3 H), 1.25 (t, J = 7.0 Hz, 3 H); MS (ESI) m/z: 523.2 [M+H]⁺.



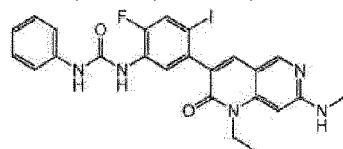
[0363] Example 112: A mixture of **Example A18** (400 mg, 1.191 mmol) and pyridine (471 mg, 5.96 mmol) in THF (10 mL) was treated drop-wise with phenyl isocyanate (170 mg, 1.43 mmol) and stirred at RT overnight. The mixture was treated with EtOAc and 50% satd. NaHCO₃ and stirred for 2 h. The resulting solid was collected via filtration and dried to afford 1-(5-(7-chloro-1-ethyl-2-oxo-1,2-dihydro-1,6-naphthyridin-3-yl)-2,4-difluorophenyl)-3-phenylurea (211 mg, 38% yield). ¹H NMR (400 MHz, DMSO-d₆): δ 9.07 (br s, 1 H), 8.80 (s, 1 H), 8.64 (br s, 1 H), 8.22-8.15 (m, 2 H), 7.74 (s, 1 H), 7.46-7.39 (m, 3 H), 7.26 (t, J = 7.8 Hz, 2 H), 6.96 (t, J = 7.3 Hz, 1 H), 4.27 (q, J = 7.1 Hz, 2 H), 1.20 (t, J = 7.0 Hz, 3 H); MS (ESI) m/z: 455.1 [M+H]⁺.

[0364] A mixture of 1-(5-(7-chloro-1-ethyl-2-oxo-1,2-dihydro-1,6-naphthyridin-3-yl)-2,4-difluorophenyl)-3-phenylurea (211 mg, 0.464 mmol), Cs₂CO₃ (453 mg, 1.392 mmol), N,N-dimethylurea (204 mg, 2.319 mmol) and Xantphos (81 mg, 0.139 mmol) in dioxane (5 mL) was sparged with Ar, treated with Pd₂(dba)₃ (64 mg, 0.070 mmol) and heated at 100°C for 4 h. The mixture was cooled to RT, treated with EtOAc, DMF and 50% satd. NaHCO₃ and the solids

removed via filtration through diatomaceous earth. The layers of the filtrate were separated, the organic layer washed with brine, dried over Na_2SO_4 , concentrated to dryness and purified via reverse-phase chromatography (MeCN/ H_2O with 0.1% TFA). The organics were removed under reduced pressure, the aqueous residue treated with satd. NaHCO_3 and stirred. The resulting solid was collected via filtration and dried to afford 3-(3-(2,4-difluoro-5-(3-phenylureido)phenyl)-1-ethyl-2-oxo-1,2-dihydro-1,6-naphthyridin-7-yl)-1,1-dimethylurea (47 mg, 33% yield). ^1H NMR (400 MHz, $\text{DMSO}-d_6$): δ 9.21 (s, 1 H), 9.03 (s, 1 H), 8.66 (s, 1 H), 8.57 (s, 1 H), 8.17 (dd, $J = 9.1, 7.8$ Hz, 1 H), 8.01 (d, $J = 2.1$ Hz, 2 H), 7.45-7.38 (m, 3 H), 7.26 (t, $J = 7.8$ Hz, 2 H), 6.96 (t, $J = 7.4$ Hz, 1 H), 4.18 (q, $J = 7.3$ Hz, 2 H), 2.97 (s, 6 H), 1.24 (t, $J = 7.1$ Hz, 3 H); MS (ESI) m/z : 507.2 $[\text{M}+\text{H}]^+$.



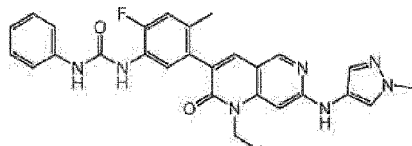
[0365] Example 113: A suspension of **Example A57** (0.210 g, 0.407 mmol) in MeCN (8 mL) was treated with *N,N*-dimethylazetid-3-amine dihydrochloride (0.300 g, 1.733 mmol) followed by 1-methylpyrrolidine (0.150 g, 1.762 mmol) and heated at 70°C for 3 h. The mixture was cooled to RT, concentrated to dryness and purified via silica gel chromatography (MeOH/DCM) to afford 3-(dimethylamino)-*N*-(1-ethyl-3-(4-fluoro-2-methyl-5-(3-phenylureido)phenyl)-2-oxo-1,2-dihydro-1,6-naphthyridin-7-yl)azetid-1-carboxamide (160 mg, 70% yield). ^1H NMR (400 MHz, $\text{DMSO}-d_6$): δ 9.56 (s, 1 H), 9.48 (s, 1 H), 8.72 (s, 1 H), 8.64 (s, 1 H), 8.08 (s, 1 H), 7.96 (d, $J = 8.4$ Hz, 1 H), 7.86 (s, 1 H), 7.42 (dd, $J = 8.2, 1.2$ Hz, 2 H), 7.24 (t, $J = 7.8$ Hz, 2 H), 7.14 (d, $J = 12.2$ Hz, 1 H), 6.93 (t, $J = 7.4$ Hz, 1 H), 4.21-3.91 (m, 6 H), 3.32 (m, 1 H), 2.73 (s, 6 H), 2.07 (s, 3 H), 1.24 (t, $J = 7.1$ Hz, 3 H); MS (ESI) m/z : 558.3 $[\text{M}+\text{H}]^+$.



[0366] Example 114: A solution of **Example A39** (0.600 g, 1.921 mmol) in dioxane (4 mL) and pyridine (4 mL) was treated with iodine (1.463 g, 5.76 mmol) and stirred at RT for 2 days. The mixture was treated with satd. $\text{Na}_2\text{S}_2\text{O}_3$, stirred for several minutes and extracted with DCM (4x). The combined organics were washed with brine, dried over Na_2SO_4 and concentrated to dryness. The residue was treated with MeOH and the resulting solid was collected via filtration and dried to afford 3-(5-amino-4-fluoro-2-iodophenyl)-1-ethyl-7-(methylamino)-1,6-naphthyridin-2(1H)-one (312 mg, 37% yield). MS (ESI) m/z : 439.0 $[\text{M}+\text{H}]^+$.

[0367] A suspension of 3-(5-amino-4-fluoro-2-iodophenyl)-1-ethyl-7-(methylamino)-1,6-naphthyridin-2(1H)-one (0.310 g, 0.707 mmol) in DCM (10 mL) was treated with phenyl isocyanate (0.100 g, 0.839 mmol) followed by pyridine (0.060 g, 0.759 mmol) and stirred at RT

for 3 h. The mixture was concentrated to dryness and purified via silica gel chromatography (EtOAc/Hex) to afford 1-(5-(1-ethyl-7-(methylamino)-2-oxo-1,2-dihydro-1,6-naphthyridin-3-yl)-2-fluoro-4-iodophenyl)-3-phenylurea (120 mg, 29% yield). ^1H NMR (400 MHz, DMSO- d_6): δ 9.08 (s, 1 H), 8.66 (s, 1 H), 8.41 (s, 1 H), 8.14 (d, $J = 8.3$ Hz, 1 H), 7.77 (d, $J = 10.6$ Hz, 1 H), 7.64 (s, 1 H), 7.41 (d, $J = 8.0$ Hz, 2 H), 7.26 (t, $J = 7.7$ Hz, 2 H), 7.05 (m, 2 H), 6.24 (s, 1 H), 4.14 (d, $J = 8.1$ Hz, 2 H), 2.86 (d, $J = 4.8$ Hz, 3 H), 1.22 (t, $J = 7.0$ Hz, 3 H); MS (ESI) m/z : 558.1 $[\text{M}+\text{H}]^+$.



[0368] Example 115: A mixture of **Example A54** (255 mg, 0.566 mmol), Pd(OAc) $_2$ (6.4 mg, 0.028 mmol), Xantphos (33 mg, 0.057 mmol), K $_2$ CO $_3$ (117 mg, 0.848 mmol) and 4-amino-1-methylpyrazole (60 mg, 0.622 mmol) in dioxane (4 mL) was sparged with Ar and heated at 99°C overnight. The mixture was cooled to RT, treated with EtOAc and DMF and the solids removed via filtration through diatomaceous earth. The filtrate was concentrated to dryness and purified via reverse-phase chromatography (MeCN/H $_2$ O with 0.1% TFA). The organics were removed under reduced pressure, the aqueous residue treated with satd. NaHCO $_3$ and extracted with EtOAc (2x). The combined organics were washed with brine, dried over Na $_2$ SO $_4$ and concentrated to dryness to afford 1-(5-(1-ethyl-7-((1-methyl-1H-pyrazol-4-yl)amino)-2-oxo-1,2-dihydro-1,6-naphthyridin-3-yl)-2-fluoro-4-methylphenyl)-3-phenylurea (14 mg, 4% yield). ^1H NMR (400 MHz, DMSO- d_6): δ 9.11 (s, 1 H), 8.96 (s, 1 H), 8.47 (s, 1 H), 8.43 (s, 1 H), 7.92-7.88 (m, 2 H), 7.69 (s, 1 H), 7.41 (s, 1 H), 7.36 (d, $J = 8.0$ Hz, 2 H), 7.20 (t, $J = 7.8$ Hz, 2 H), 7.08 (d, $J = 12.3$ Hz, 1 H), 6.90 (t, $J = 7.3$ Hz, 1 H), 6.46 (s, 1 H), 4.07 (q, $J = 7.1$ Hz, 2 H), 3.76 (s, 3 H), 2.02 (s, 3 H), 1.17 (t, $J = 7.0$ Hz, 3 H); MS (ESI) m/z : 512.2 $[\text{M}+\text{H}]^+$.

[0369] The following assays demonstrate that certain compounds of Formula Ia inhibit c-KIT kinase, and mutants thereof, in enzymatic assays and also inhibit cKIT kinase in GIST cell lines.

c-KIT kinase Assay

[0370] Activity of c-KIT kinase (Seq ID no. 1) was determined by following the production of ADP from the kinase reaction through coupling with the pyruvate kinase/lactate dehydrogenase system (e.g., Schindler et al. Science (2000) 289: 1938-1942). In this assay, the oxidation of NADH (measured by decrease in absorbance at 340 nm) was continuously monitored spectrophotometrically. The reaction mixture (100 μL) contained c-KIT (cKIT residues T544-V976, 6 nM, polyE4Y (1 mg/mL), MgCl $_2$ (10 mM), pyruvate kinase (4 units), lactate dehydrogenase (0.7 units), phosphoenol pyruvate (1 mM), and NADH (0.28 mM) in 90 mM

Tris buffer containing 0.2 % octyl-glucoside and 1% DMSO, pH 7.5. Test compounds were incubated with c-Kit ([Seq ID no. 1](#)) and other reaction reagents at 22 °C for ~ 30 min before ATP (200 µM) was added to start the reaction. The absorption at 340 nm was monitored continuously for 2 hours at 30 °C on Synergy 2 (BioTeK). The reaction rate was calculated using the 0 to 1 h time frame. Percent inhibition was obtained by comparison of reaction rate with that of a control (i.e. with no test compound). IC₅₀ values were calculated from a series of percent inhibition values determined at a range of inhibitor concentrations using software routines as implemented in the GraphPad Prism software package.

c-KIT protein sequence ([Sea ID no. 1](#))

[0371] The protein construct was prepared by deCODE Biostructures using procedures known in the art. The construct contains residues T544-V976 of cKit, an N-terminal tag, a GST-fusion sequence and a TEV cleavage site.

```
MEHHHHHHHH EYMPMEMAPI LGYWKIKGLV QPTRLLLEYL EEKYEEHLYE
RDEGDKWRNK KPELGLFPPN LPYYIDGDVK LTQSMAIRY IADKHNMLGG
CPKERAEISM LEGAVLDIRY GVSRIAYSKD FETLKVDFLS KLPPEMLKMF
DRLCHKTYLN GDHVTHPDEM LYDALDVVLY MDPMCLDAFP KLVCFKKRIE
AIPQIDKYLK SSKYIAWPLQ GWQATFGGGD HPPKSDLVPR HNQTSLYKKA
GSAAAVLEEN LYFQGTQYKYL QKPMYEVQWK VVEEINGNNY VYIDPTQLPY
DHKWEFFRNR LSFQKTLGAG AFGKVVEATA YGLIKSDAAM TVAVKMLKPS
AHLTEREALM SELKVLSTYLG NHMNIIVNLLG ACTIGGPTLV ITEYCCYGD
LNFLRRKRDS FICSKQEDHA EAALYKNLLH SKESSCSDST NEYMMDKPGV
SYVVPKADK RRSVRIGSYI ERDVTPAIME EDELALDLED LLSFSYQVAK
GMAFLASKNC IHRDLAARNI LLTHGRITKI CDFGLARDIK NDSNYVVKGN
ARLPVKWMAP ESIFNCVYTF ESDVWSYGIF LWELFSLGSS PYPGMPVDSK
FYKMIKEGFR MLSPEHAPAE MYDIMKTCWD ADPLKRPTFK QIVQLIEKQI
SESTNHIYSN LANCSFNRQK FVVDHHSVRIN SVGSTASSSQ PLLVHDDV
```

c-KIT V654A Kinase Assay

[0372] Activity of c-KIT V654A kinase ([Seq ID no. 2](#)) was determined by following the production of ADP from the kinase reaction through coupling with the pyruvate kinase/lactate dehydrogenase system (e.g., Schindler et al. Science (2000) 289: 1938-1942). In this assay, the oxidation of NADH (measured by decrease in absorbance at 340 nm) was continuously monitored spectrophotometrically. The reaction mixture (100 µl) contained V654A c-Kit (residues T544-V976 with N-terminal GST fusion, 47 nM), polyE4Y (1 mg/ml), MgCl₂ (10 mM), pyruvate kinase (4 units), lactate dehydrogenase (0.7 units), phosphoenol pyruvate (1 mM), and NADH (0.28 mM) and ATP (200 µM) in 90 mM Tris buffer containing 0.2 % octyl-glucoside and 1% DMSO, pH 7.5. The inhibition reaction was started by mixing serial diluted test compound with the above reaction mixture. The absorption at 340 nm was monitored continuously for 6 hours at 30 °C on Synergy 2 plate reader (BioTech). Reaction rates around 3 to 5 h time frame were used to calculate % inhibitions, from which IC₅₀ values were generated using GraphPad Prism.

c-KIT (V654A) protein sequence (Seq ID no. 2)

[0373] The protein construct was prepared by deCODE Biostructures using procedures known in the art. The construct contains residues T544-V976 of cKit, an N-terminal tag, a GST-fusion sequence and a TEV cleavage site. This construct is identical to Seq ID no. 1 except for the **V654A** mutation.

```
MEHHHHHHHH EYMPMEMAPI LGYWKIKGLV QPTRLLLEYL EEKYEEHLYE
RDEGDKWRNK KPELGLFEPN LPYYIDGDVK LTQSMALIRY IADKHNMLGG
CPKERAEISM LEGAVLDIRY GVSRIAYSKD FETLKVDFLS KLPEMLKMF
DRLCHKTYLN GDHVTHPDFM LYDALDVVLY MDPMCLDAFP KLVCFKKRIE
AIPQIDKYLK SSKYIAWPLQ GWQATFGGGD HPPKSDLVPR HNQTSLYKKA
GSAAAVLEEN LYFQGTQYKYL QKPMYEVQWK VVEEINGNNY VYIDPTQLPY
DHKWEFPRNR LSFGKTLGAG AFGKVVEATA YGLIKSDAAM TVAVKMLKPS
AHLTEREALM SELKVLVSYLG NHMNIANLLG ACTIGGPTLV ITEYCCYGDL
LNFLRRKRDS FICSKQEDHA EAALYKNLLH SKESSCSDST NEYMDMKPGV
SYVVPTKADK RRSVRIGSYI ERDVTPAIME DDELALDLED LLSFSYQVAK
GMAFLASKNC IHRDLAARNI LLTHGRITKI CDFGLARDIK NDSNYVVKGN
ARLPVKWMAP ESIFNCVYTF ESDVWSYGIF LWELFSLGSS PYPGMPVDSK
FYKMIKEGFR MLSPEHAPAE MYDIMKTCWD ADPLKRPTFK QIVQLIEKQI
SESTNHIYSN LANCSFNQRK PVVDHVRIN SVGSTASSSQ PLLVHDDV
```

c-KIT D816H Kinase Assay

[0374] The kinase assay for c-KIT D816H kinase (Seq ID no. 3) was performed using the conditions described above for c-KIT V654A assay except that 10 nM of c-KIT D816H was used.

c-KIT (D816H) protein sequence (Seq ID no. 3)

[0375] The protein construct was prepared by deCODE Biostructures using procedures known in the art. The construct contains residues T544-V976 of cKit, an N-terminal tag, a GST-fusion sequence and a TEV cleavage site. This construct is identical to Seq ID no. 1 except for the **D816H** mutation.

```
MEHHHHHHHH EYMPMEMAPI LGYWKIKGLV QPTRLLLEYL EEKYEEHLYE
RDEGDKWRNK KPELGLFEPN LPYYIDGDVK LTQSMALIRY IADKHNMLGG
CPKERAEISM LEGAVLDIRY GVSRIAYSKD FETLKVDFLS KLPEMLKMF
DRLCHKTYLN GDHVTHPDFM LYDALDVVLY MDPMCLDAFP KLVCFKKRIE
AIPQIDKYLK SSKYIAWPLQ GWQATFGGGD HPPKSDLVPR HNQTSLYKKA
GSAAAVLEEN LYFQGTQYKYL QKPMYEVQWK VVEEINGNNY VYIDPTQLPY
DHKWEFPRNR LSFGKTLGAG AFGKVVEATA YGLIKSDAAM TVAVKMLKPS
AHLTEREALM SELKVLVSYLG NHMNIANLLG ACTIGGPTLV ITEYCCYGDL
LNFLRRKRDS FICSKQEDHA EAALYKNLLH SKESSCSDST NEYMDMKPGV
SYVVPTKADK RRSVRIGSYI ERDVTPAIME DDELALDLED LLSFSYQVAK
GMAFLASKNC IHRDLAARNI LLTHGRITKI CDFGLARHIK NDSNYVVKGN
ARLPVKWMAP ESIFNCVYTF ESDVWSYGIF LWELFSLGSS PYPGMPVDSK
FYKMIKEGFR MLSPEHAPAE MYDIMKTCWD ADPLKRPTFK QIVQLIEKQI
SESTNHIYSN LANCSFNQRK PVVDHVRIN SVGSTASSSQ PLLVHDDV
```

c-KIT D816V kinase Assay

[0376] Activity of c-KIT D816V kinase (Seq ID no. 4) was determined by following the production of ADP from the kinase reaction through coupling with the pyruvate kinase/lactate dehydrogenase system (e.g., Schindler et al. Science (2000) 289: 1938-1942). In this assay, the oxidation of NADH (measured by decrease in absorbance at 340 nm) was continuously monitored spectrophotometrically. The reaction mixture (100 μ L) contained D816V c-KIT (residues T544-V976 with N-terminal GST fusion, 16 nM), polyE4Y (1 mg/mL), ATP (200 μ M), $MgCl_2$ (10 mM), pyruvate kinase (4 units), lactate dehydrogenase (0.7 units), phosphoenol pyruvate (1 mM), NADH (0.28 mM) in 90 mM Tris buffer containing 0.001% Triton-X100 and 1% DMSO, pH 7.5. The inhibition reaction was started by mixing serial diluted test compound with the above reaction mixture. The absorption at 340 nm was monitored continuously for 5 hours at 30 $^{\circ}$ C on Synergy 2 plate reader (BioTech). Reaction rates around 3 to 4 h time frame were used to calculate % inhibitions, from which IC_{50} values are generated using GraphPad Prism.

c-KIT (D816V) protein sequence (Seq ID no. 4)

[0377] The protein construct was prepared by deCODE Biostructures using procedures known in the art. The construct contains residues T544-V976 of cKit, an N-terminal tag, a GST-fusion sequence and a TEV cleavage site. This construct is identical to Seq ID no. 1 except for the D816V mutation.

```
MEHHHHHHHH EYMPMEMAPI LGYWKIKGLV QPTRLLLLLEYL EEKYEELHLYE
RDEGDKWRNK KFEGLGLEFPN LPYYIDGDVK LTQSMAIIRY IADKHNMLGG
CPKERAEISM LEGAVLDIRY GVSRIAYSKD FETLKVDFLS KLPEMLKMF
DRLCHKTYLN GDHVTHPDEFM LYDALDVVLY MDPMCLDAFP KLVCFKKRIE
AIPQIDKYLK SSKYIAWPLQ GWQATFGCGD HPPKSDLVPR HNQTSLYKKA
GSAAAVLEEN LYFQGTYYKL QKPMYEVQWK VVEEINGNNY VYIDPTQLPY
DHKWEFPRNR LSPGKTLGAG AFGKVVEATA YGLIKSDAAM TVAVKMLKPS
AHLTEREALM SELKVLSTYLG NHMNIIVNLLG ACTIGGPTLV ITEYCCYGDL
LNFLRRKRDS FICSKQEDHA EAALYKNLLH SKESSCSDST NEYMDMKPGV
SYVVPKADK RRSVRIGSYI ERDVTPAIME DDELALDLED LLSFSYQVAK
GMAFLASKNC IHRDLAARNI LLTHGRITKI CDFGLARVIK NDSNYVVKGN
ARLPVKWMAP ESIFNCVYTF ESDVWSYGIF LWELFSLGSS PYPGMPVDSK
FYKMIKEGFR MLSPEHAPAE MYDIMKTCWD ADPLKRPTFK QIVQLIEKQI
SESTNHIYSN LANCSNRRQK PVVDHNSVRIN SVGSTASSSQ PLLVHDDV
```

cKIT-V559V560D kinase Assay

[0378] c-KIT-V559V560D is a mutant of c-KIT with V559 and V560 deleted and D816V mutation. The kinase assay for c-KIT V559V560D kinase (Seq ID no. 5) was performed using the conditions

described above for the KIT-D816V assay except that 16 nM of c-KIT-VVDV was used.

c-KIT VVDV protein sequence (Seq ID no. 5)

[0379] The protein construct was prepared by deCODE Biostructures using procedures known in the art. This construct contains residues T544-V976 of cKit (except for the D816V mutation and the deletion of residues V559 and V560), an N-terminal tag, a GST-fusion sequence and a TEV cleavage site. This construct is identical to Seq ID no. 1 except for the D816V mutation and the deletion of residues V559 and V560.

```
MEHHHHHHHH EYMPMEMAPI LGYWKIKGLV QPTRLLLEYL EEKYEEHLYE
RDEGDKWRNK KFEGLGLEFPN LPYYIDGDVK LTQSMATIRY IADKHNMLGG
CPKERAEISM LEGAVLDIRY GVSRIAYSKD FETLKVDFLS KLPFMLKMF
DRLCHKTYLN GDHVTHPDEFM LYDALDVVLY MDPMCLDAFP KLVCFKKRIE
AIPQIDKYLK SSKYIAWPLQ GWQATFGGGD HPPKSDLVPR HNQTSLYKKA
GSAAAVLEEN LYFQGTYKYL QKPMYEVQWK EEINGNNYVY IDPTQLPYDH
KWEFPRNRLS FGKTLGAGAF GKVVEATAYG LIKSDAAMTV AVKMLKPSAH
LTEREALMSE LKVLVSYLGNH MNIVNLLGAC TIGGPTLVIT EYCCYGDLLN
```

```
FLRRKRDSFI CSKQEDHAEA ALYKNLLHSK ESSCSDSTNE YMDMKPGVSY
VVPTKADKRR SVRIGSYIER DVTPAIMEDD ELALDLEDLL SFSYQVAKGM
AFLASKNCIH RDLAARNILL THGRITKICD FGLARVIKND SNYVVKGNAR
LPVKWMAPEP IFNCVYTFES DVWSYGIFLW ELFLSGSSPY PGMVDSKPY
KMIKEGFRML SPEHAPAEMY DIMKTCWDAD PLKRPTFKQI VQLIEKQISE
STNHIYSNLA NCSPNRQKPV VDHSVRINSV GSTASSSQPL LVHDDV
```

c-KIT T670I kinase assay

[0380] The kinase assay for c-KIT T670I kinase (Seq ID no. 6) was performed using the conditions described above for the KIT-D816V assay except that 25 nM Kit T670I was used in the assay.

cKIT-T670I protein sequence (Seq ID no. 6)

[0381] The protein construct was prepared by deCODE Biostructures using procedures known in the art. The construct contains residues T544-V976 of cKit, an N-terminal tag, a GST-fusion sequence and a TEV cleavage site. This construct is identical to Seq ID no. 1 except for the T670I mutation.

```
MEHHHHHHHH EYMPMEMAPI LGYWKIKGLV QPTRLLLEYL EEKYEEHLYE
RDEGDKWRNK KFEGLGLEFPN LPYYIDGDVK LTQSMATIRY IADKHNMLGG
CPKERAEISM LEGAVLDIRY GVSRIAYSKD FETLKVDFLS KLPFMLKMF
DRLCHKTYLN GDHVTHPDEFM LYDALDVVLY MDPMCLDAFP KLVCFKKRIE
AIPQIDKYLK SSKYIAWPLQ GWQATFGGGD HPPKSDLVPR HNQTSLYKKA
GSAAAVLEEN LYFQGTYKYL QKPMYEVQWK VVEEINGNNY VYIDPTQLPY
DHWKWEFPRNR LSEFGKTLGAG AFGKVVEATA YGLIKSDAAM TVAVKMLKPS
AHLTEREALM SELKVLVSYLG NHMNIVNLLG ACTIGGPTLV IIEYCCYGD
LNFLRRKRDS FICSKQEDHA EAALYKNLLH SKESSCSDST NEYMDMKPGV
CXXVDPKZAKZ DDEVDTCQVT EDDVETDQTFE DDEIADIED IISFSYQVAK
```

QLYVEKADN KQVNLGSL EKVLEKME DDELGLLDEL EESFSLQVGR
 GMAFLASKNC IHRDLAARNI LLTHGRITKI CDFGLARDIK NDSNYVVKGN
 ARLPVKWMAP ESIFNCVYTF ESDVWSYGIF LWELFSLGSS PYPGMPVDSK
 FYKMIKEGFR MLSPEHAPAE MYDIMKTCWD ADPLKRPTFK QIVQLIEKQI
 SESTNHIYSN LANCSERNQK PVVDHSVRIN SVGSTASSSQ PLLVHDDV

[0382] Using the enzymatic protocols described above, compounds of Formula Ia are shown to be inhibitors in assays measuring the kinase activity of KIT kinase, V654A KIT kinase, D816H KIT kinase, D816V KIT kinase, a KIT kinase mutant containing V559+V560 deletions in addition to a D816V mutation KIT-VVDV), and T670I KIT kinase, as indicated below in Table 1.

Table 1. Activity of Compounds of Formula Ia in Enzymatic Assays of KIT kinase and mutant forms of KIT kinase.

Ex No	KIT (wt)	KIT-V654A	KIT-D816H	KIT-D816V	KIT-VVDV	KIT-T670I
1	++++	NT	+++	+++	+++	++++
2	NT	NT	NT	++	++	++++
3	++++	++++	++++	+++	++++	+++
4	++++	++++	++++	+++	++++	+++
5	NT	NT	NT	++	++	NT
6	++++	+++	+++	+++	++++	++++
7	NT	NT	NT	+++	+++	+++
8	NT	NT	NT	+++	++	+++
9	++++	NT	NT	+++	+++	+++
10	NT	NT	NT	+++	+++	+++
11	NT	NT	NT	+	NT	NT
12	NT	NT	NT	+	++	NT
13	NT	NT	NT	+++	++++	+++
14	NT	NT	NT	+++	+++	++++
15	++++	++++	+++	+++	+++	+++
16	++++	++++	+++	+++	+++	+++
17	NT	NT	NT	+++	++	NT
18	++++	NT	NT	++	+++	+++
19	++++	NT	NT	++++	+++	NT
20	++++	+++	++++	++++	++++	++++
21	++++	++++	++++	+++	++++	++++
22	++++	+++	+++	++++	++++	++
23	++++	++++	+++	+++	+++	+++
24	++++	++++	++++	++++	++++	++++
25	++++	++++	+++	+++	++++	++++

Ex No	KIT (wt)	KIT-V654A	KIT-D816H	KIT-D816V	KIT-VVDV	KIT-T670I
26	+++	NT	NT	+	+	NT
27	++++	+++	+++	+++	+++	+++
28	+++	++++	+++	+++	+++	+++
29	+++	NT	NT	++	NT	++
30	++++	+++	++	+++	+++	+++
31	++++	++++	++++	+++	++++	+++
32	++++	+++	++++	++++	++++	+++
33	++++	++++	+++	+++	++	++
34	++++	+++	+++	+++	NT	+++
35	++++	+++	+++	+++	NT	++
36	++++	+++	+++	+++	+++	++
37	++++	+++	+++	+++	NT	++
38	++++	NT	+++	+++	NT	++
39	++++	NT	NT	+++	NT	+++
40	++++	+++	+++	+++	++	++
41	++++	+++	++++	+++	NT	+
42	+++	NT	NT	+++	NT	++
43	+++	NT	NT	++	NT	++
44	++++	+++	++++	+++	+++	+++
45	++++	+++	+++	+++	+	+++
46	+++	NT	NT	++	NT	+
47	++++	NT	NT	+++	NT	+
48	+++	NT	NT	++	NT	+
49	+++	NT	NT	++	NT	++
50	++++	+++	+++	+++	++	+++
51	+++	+++	NT	++	++	+
52	++++	NT	++	NT	NT	NT
53	++++	+++	NT	++++	++++	+++
54	++++	+++	++++	++++	++++	+++
55	+++	+++	++++	+++	+++	+++
56	++++	NT	NT	+++	NT	++
57	++++	+++	+++	++	NT	++++
58	++++	++++	++++	+++	NT	+++
59	+++	+++	+++	+++	+++	+++
60	++++	+++	+++	+++	+++	++

Ex No	KIT (wt)	KIT-V654A	KIT-D816H	KIT-D816V	KIT-VVDV	KIT-T670I
61	++++	+++	++	+++	++++	++++
62	++++	NT	NT	++	NT	++++
63	++++	++++	NT	+++	NT	+++
64	+++	NT	NT	++	NT	++
65	++++	NT	NT	+++	NT	+++
66	++++	NT	NT	+++	NT	+++
67	+++	+++	++++	++++	NT	++++
68	++++	+++	NT	+++	NT	+++
69	+++	+++	NT	++	NT	+++
70	++++	+++	+++	++++	++++	++++
71	+++	+++	NT	++	NT	+++
72	++++	++	NT	+++	NT	++++
73	+++	+++	+++	++++	++++	+++
74	++++	NT	NT	++++	NT	+++
75	++++	NT	++	++	NT	+++
76	++++	NT	NT	+++	NT	++
77	++++	+++	+++	++++	NT	++
78	++++	NT	NT	+++	NT	+++
79	++++	++	+++	++	+	+++
80	++++	NT	++++	+++	NT	+++
81	++++	+++	++++	+++	NT	+++
82	+++	NT	NT	++	NT	++
83	++++	NT	NT	++	NT	++
84	++++	++	+++	+++	NT	+++
85	+++	NT	NT	+++	NT	++
86	++++	+++	NT	++++	NT	+++
87	++++	++	+++	++	NT	+++
88	++++	+++	+++	++	NT	+++
89	+++	++	+++	++	NT	+++
90	++++	NT	+++	+	NT	+++
91	++++	+++	+++	+++	NT	+++
92	++++	++++	+++	+++	NT	+++
93	+++	++	+++	++	NT	+++
94	++++	NT	NT	+	NT	+++

Ex No	KIT (wt)	KIT-V654A	KIT-D816H	KIT-D816V	KIT-VVDV	KIT-T670I
95	++++	NT	NT	++	NT	+++
96	++++	+++	+++	+++	NT	+++
97	++++	NT	+++	+	NT	+++
98	+++	+++	+++	++++	NT	+++
99	++++	+++	+++	++++	NT	+++
100	+++	++	++	++	NT	++
101	+++	+++	+++	+++	NT	+++
102	++++	+++	+++	+++	NT	+++
103	+++	+++	+++	++++	NT	+++
104	+++	++	+++	+++	NT	+++
105	+++	+++	+++	+++	NT	+++
106	+++	+++	++++	+++	NT	+++
107	+++	NT	NT	+	NT	+++
108	+++	++	+++	+++	NT	+++
109	+++	+++	+++	+++	NT	+++
110	+++	+++	+++	+++	NT	+++
111	+++	NT	NT	+++	NT	++
112	++++	NT	++++	+++	NT	++++
113	+++	++	++++	+++	NT	+++
114	+++	NT	NT	++	NT	+
115	++++	+++	++++	++++	NT	+++

NT: Not Tested; +: $IC_{50} > 1 \mu M$; ++: $0.1 \mu M < IC_{50} \leq 1 \mu M$; +++: $0.01 \mu M < IC_{50} \leq 0.1 \mu M$; ++++: $IC_{50} \leq 0.01 \mu M$

GIST Cell Culture

[0383] GIST48, GIST430, and GIST882 cells were obtained from J. Fletcher (Brigham and Women's Hospital, Boston, MA). GIST T1 cells were obtained from B. Rubin (Cleveland Clinic, Cleveland, OH) and Professor Takahiro Taguchi (Kochi Medical School, Nankoku, Kochi, Japan). Briefly, GIST48 and GIST 882 cells were grown in RPMI 1640 medium supplemented with 15% characterized fetal bovine serum (Invitrogen, Carlsbad, CA), 1 unit/mL penicillin G, 1 $\mu g/ml$ streptomycin, and 0.29 mg/mL L-glutamine at 37 °C, 5% CO₂, and 95% humidity. GIST430 cells were grown in Ham's F10 medium supplemented with 15% characterized fetal bovine serum (Invitrogen, Carlsbad, CA), 30 mg/L bovine pituitary extract (BD Biosciences, San Jose, CA), 0.5% Mito+ serum extender (BD Biosciences, San Jose, CA), 1 unit/mL penicillin G,

1 µg/ml streptomycin, and 0.29 mg/mL L-glutamine at 37 °C, 5%CO₂, 95% humidity. GIST T1 cells were grown in DMEM medium supplemented with 10% characterized fetal bovine serum (Invitrogen, Carlsbad, CA), 1 unit/mL penicillin G, 1 µg/ml streptomycin, and 0.29 mg/mL L-glutamine at 37 °C, 5% CO₂, and 95% humidity. Cells were allowed to expand until reaching 70-95% confluence at which point they were subcultured or harvested for assay use.

GIST48 KIT Western Blot

[0384] Two hundred fifty thousand cells were added per well in a 24-well tissue-culture treated plate. Cells were then incubated overnight at 37°C, 5% CO₂, 95% humidity. Medium was aspirated, cells were washed with PBS, and serum-free RPMI1640 medium was added. A serial dilution of test compound was added to plates containing cells and plates were incubated for 4 hours at 37 °C, 5% CO₂, 95% humidity. Cells were washed with PBS, then lysed. Cell lysates were separated by SDS-PAGE and transferred to PVDF. Phospho-KIT (Tyr719) was detected using an antibody from Cell Signaling Technology (Beverly, MA), ECL Plus detection reagent (GE Healthcare, Piscataway, NJ) and a Molecular Devices Storm 840 phosphorimager in fluorescence mode. Blots were stripped and probed for total KIT using an antibody from Santa Cruz Biotech (Santa Cruz, CA). IC₅₀ values were calculated using Prism software (Graphpad, San Diego, CA).

GIST430 KIT Western Blot

[0385] One hundred fifty thousand cells were added per well in a 24-well tissue-culture treated plate. Cells were then incubated overnight at 37°C, 5% CO₂, 95% humidity. Medium was aspirated, cells were washed with PBS, and serum-free Ham's F10 medium was added. A serial dilution of test compound was added to plates containing cells and plates were incubated for 4 hours at 37°C, 5% CO₂, 95% humidity. Cells were washed with PBS, then lysed. Cell lysates were separated by SDS-PAGE and transferred to PVDF. Phospho-KIT (Tyr719) was detected using an antibody from Cell Signaling Technology (Beverly, MA), ECL Plus detection reagent (GE Healthcare, Piscataway, NJ) and a Molecular Devices Storm 840 phosphorimager in fluorescence mode. Blots were stripped and probed for total KIT using an antibody from Santa Cruz Biotech (Santa Cruz, CA). IC₅₀ values were calculated using Prism software (Graphpad, San Diego, CA).

GIST 430 Cell Proliferation Assay

[0386] A serial dilution of test compound was dispensed into a 384-well black clear bottom plate (Corning, Corning, NY). Two thousand five-hundred cells were added per well in 50 µL complete growth medium. Plates were incubated for 115 hours at 37°C, 5% CO₂, 95%

humidity. At the end of the incubation period 10 μ L of a 440 μ M solution of resazurin (Sigma, St. Louis, MO) in PBS was added to each well and incubated for an additional 5 hours at 37°C, 5% CO₂, 95% humidity. Plates were read on a Synergy2 reader (Biotek, Winooski, VT) using an excitation of 540 nM and an emission of 600 nM. Data was analyzed using Prism software (Graphpad, San Diego, CA) to calculate IC₅₀ values.

GIST882 KIT Western Blot

[0387] Two hundred fifty thousand cells were added per well in a 24-well tissue-culture treated plate. Cells were then incubated overnight at 37°C, 5% CO₂, 95% humidity. Medium was aspirated, cells were washed with PBS, and serum-free RPMI1640 medium was added. A serial dilution of test compound was added to plates containing cells and plates were incubated for 4 hours at 37°C, 5% CO₂, 95% humidity. Cells were washed with PBS, then lysed. Cell lysates were separated by SDS-PAGE and transferred to PVDF. Phospho-KIT (Tyr719) was detected using an antibody from Cell Signaling Technology (Beverly, MA), ECL Plus detection reagent (GE Healthcare, Piscataway, NJ) and a Molecular Devices Storm 840 phosphorimager in fluorescence mode. Blots were stripped and probed for total KIT using an antibody from Santa Cruz Biotech (Santa Cruz, CA). IC₅₀ values were calculated using Prism software (Graphpad, San Diego, CA).

GIST T1 KIT Western Blot

[0388] One hundred twenty-five thousand cells were added per well in a 24-well tissue-culture treated plate. Cells were then incubated overnight at 37°C, 5% CO₂, 95% humidity. Medium was aspirated, cells were washed with PBS, and serum-free DMEM medium was added. A serial dilution of test compound was added to plates containing cells and plates were incubated for 4 hours at 37°C, 5% CO₂, 95% humidity. Cells were washed with PBS, then lysed. Cell lysates were separated by SDS-PAGE and transferred to PVDF. Phospho-KIT (Tyr719) was detected using an antibody from Cell Signaling Technology (Beverly, MA), ECL Plus detection reagent (GE Healthcare, Piscataway, NJ) and a Molecular Devices Storm 840 phosphorimager in fluorescence mode. Blots were stripped and probed for total KIT using an antibody from Santa Cruz Biotech (Santa Cruz, CA). IC₅₀ values were calculated using Prism software (Graphpad, San Diego, CA).

GIST T1 Cell Proliferation Assay

[0389] A serial dilution of test compound was dispensed into a 384-well black clear bottom plate (Corning, Corning, NY). One thousand two-hundred fifty cells were added per well in 50 μ L complete growth medium. Plates were incubated for 68 hours at 37 °C, 5% CO₂, 95%

humidity. At the end of the incubation period 10 μ L of a 440 μ M solution of resazurin (Sigma, St. Louis, MO) in PBS was added to each well and incubated for an additional 4 hours at 37 °C, 5% CO₂, 95% humidity. Plates were read on a Synergy2 reader (Biotek, Winooski, VT) using an excitation of 540 nM and an emission of 600 nM. Data was analyzed using Prism software (Graphpad, San Diego, CA) to calculate IC₅₀ values.

[0390] In the cellular assays described above, the compounds of formula Ia are demonstrated to suppress levels of phospho-KIT (autophosphorylation) in one or more GIST cell lines by western blot analysis, as indicated in Table 2. Additionally or alternately, compounds of formula Ia show antiproliferative effects in GIST cell lines, as measured by reduction of cellular proliferation in Table 2.

Table 2. Inhibitory effects of compounds of formula Ia versus GIST cell lines

Ex No	pKIT suppression by western blot analysis				Cell Proliferation	
	GIST430	GIST48	GIST T1	GIST 882	GIST430	GIST T1
1	++++	+++	NT	++	NT	NT
3	+++	++	++++	+++	+++	++++
4	+++	+++	NT	++++	NT	++++
6	++++	++++	+++	+++	NT	+++
14	+++	++++	NT	++++	NT	NT
15	+++	+++	NT	+++	NT	NT
16	++	++	NT	+++	NT	NT
17	+++	+++	NT	NT	NT	NT
20	+++	++	++++	+++	NT	NT
21	++++	+++	++++	+++	NT	++++
22	+++	+++	++++	+++	NT	++++
23	+++	++	++++	+++	+++	++++
24	++++	+++	++++	+++	NT	++++
25	+++	+++	NT	+++	NT	++++
27	+++	+++	NT	++	++	NT
28	+++	++	++++	+++	NT	+++
30	+++	++	++++	NT	NT	NT
31	++++	+++	++++	++	+++	++++
32	++++	++++	++++	+++	+++	++++
33	+++	NT	NT	NT	NT	NT
36	++	++	NT	NT	NT	NT
38	+++	+	NT	NT	+++	++++
39	NT	NT	NT	NT	+++	NT
40	NT	NT	NT	NT	++	++++

Ex No	pKIT suppression by western blot analysi				Cell Proliferation	
	GIST430	GIST48	GIST T1	GIST 882	GIST430	GIST T1
41	+++	++	NT	NT	NT	NT
44	++++	+++	++++	+++	+++	++++
50	++++	++	++++	+++	NT	+++
51	+++	++	NT	+++	NT	++++
53	++++	++	NT	+++	NT	++++
54	+++	+++	++++	+++	NT	++++
55	+++	+	NT	+++	NT	++++
57	+++	++	++++	++	NT	++++
58	+++	++	NT	++	NT	++++
59	+++	+++	++++	+++	NT	+++
60	+++	+	NT	NT	NT	+++
61	+++	+	NT	NT	NT	++++
63	+++	++	NT	NT	NT	++++
66	+++	++	NT	NT	NT	+++
67	++++	++++	NT	+++	NT	++++
68	+++	++	NT	NT	NT	++++
70	++++	+++	++++	+++	NT	++++
73	+++	+++	NT	+++	NT	+++
77	+++	+++	NT	+++	NT	++++
79	+++	+++	NT	+	NT	++++
81	+++	+++	NT	+++	NT	++++
84	+++	+++	NT	+++	NT	NT
86	+++	++++	NT	++++	NT	++++
87	++	+++	NT	++	NT	+++
88	+++	+++	++++	++	NT	++++
92	NT	NT	NT	NT	NT	++++
93	NT	NT	NT	NT	NT	+++
95	NT	NT	NT	NT	NT	++++
96	NT	NT	NT	NT	NT	++++
97	NT	NT	NT	NT	NT	++++
98	NT	NT	NT	NT	NT	++++
99	NT	NT	NT	NT	NT	++++
100	NT	NT	NT	NT	NT	+++

Ex No	pKIT suppression by western blot analysis				Cell Proliferation	
	GIST430	GIST48	GIST T1	GIST 882	GIST430	GIST T1
101	+++	+	NT	++	NT	++++
102	+++	+++	NT	NT	NT	++++
103	NT	NT	NT	NT	NT	+++
104	NT	NT	NT	NT	NT	+++
105	NT	NT	NT	NT	NT	++++
106	NT	NT	NT	NT	NT	++++
107	NT	NT	NT	NT	NT	+++
108	+++	++	NT	NT	NT	NT
109	NT	+++	NT	NT	NT	NT
110	NT	++++	NT	NT	NT	NT

NT: Not Tested; +: $IC_{50} > 1 \mu M$; ++: $0.1 \mu M < IC_{50} \leq 1 \mu M$; +++: $0.01 \mu M < IC_{50} \leq 0.1 \mu M$; ++++: $IC_{50} \leq 0.01 \mu M$

CHO K1 Cell Culture

[0391] CHO K1 cells (catalog #CCL-61) were obtained from the American Type Culture Collection, Manassas, VA. Briefly, cells were grown in RPMI 1640 supplemented with 10% characterized fetal bovine serum and 1% Penicillin-streptomycin-L-glutamine solution (Invitrogen, Carlsbad, CA) at 37 degrees Celsius, 5% CO₂, 95% RH. Cells were allowed to expand until reaching 70-95% confluency at which point they were subcultured or harvested for assay use.

CHO K1 phospho-KIT ELISA

[0392] Forty thousand cells in RPMI 1640 supplemented with 10% characterized fetal bovine serum and 1% MEM Non-essential amino acids (Invitrogen, Carlsbad, CA) were added to each well of a 24-well tissue-culture treated plate (Nunc, Rochester, NY). Cells were then incubated overnight at 37°C, 5% CO₂, 95% RH. Transfection-grade pcDNA3.2 V5 DEST expression vector containing KIT variant, Lipofectamine LTX Reagent, and PLUS reagent (Invitrogen, Carlsbad, CA) were diluted into Opti-MEM® I medium (Invitrogen, Carlsbad, CA). The tube was incubated at room temperature to allow formation of DNA-Lipofectamine LTX complexes. The DNA-lipofectamine LTX complex mix was added directly to each well and mixed gently. Eighteen hours post-transfection, medium was replaced with serum-free RPMI medium. A serial dilution of test compound was added, and plates were incubated for 4 hours at 37°C, 5% CO₂, 95% RH. Cell lysates were prepared, then phospho-c-KIT (Tyr719) was measured by

using a Human phospho-c-KIT ELISA kit (Cell Signaling, Beverly, MA). Data was analyzed using Prism software (Graphpad, San Diego, CA) to calculate IC₅₀ values.

Plasmid DNA constructs (pcDNA 3.2 V5 DEST expression vector)**[0393]**

AY502 duplication/N882K KIT

AY502 duplication/D820E KIT

AY502 duplication/D816G KIT

AY502 duplication/D820G KIT

AY502 duplication/N822Y KIT

AY502 duplication/N822H KIT

WKV557-559 deletion/C557insertion/D820Y

WKV557-559 deletion/C557insertion/D820A

V560D/N822K

V560D/Y823D

CHO K1 phospho-KIT Western

[0394] One-hundred thousand cells in RPMI 1640 supplemented with 10% characterized fetal bovine serum and 1% MEM Non-essential amino acids (Invitrogen, Carlsbad, CA) were added to each well of a 24-well tissue-culture treated plate (Nunc, Rochester, NY). Cells were then incubated overnight at 37°C, 5% CO₂, 95% RH. Transfection-grade pcDNA3.2 V5 DEST expression vector containing KIT variant and Lipofectamine LTX Reagent (Invitrogen, Carlsbad, CA) were diluted into Opti-MEM® I medium (Invitrogen, Carlsbad, CA). The tube was incubated at room temperature to allow formation of DNA-Lipofectamine LTX complexes. The DNA-lipofectamine LTX complex mix was added directly to each well and mixed gently. Eighteen hours post-transfection, medium was replaced with serum-free RPMI medium. A serial dilution of test compound was added, and plates were incubated for 4 hours at 37°C, 5% CO₂, 95% RH. Cells were washed with PBS, then lysed. Cell lysates were separated by SDS-PAGE and transferred to PVDF. Phospho-KIT (Tyr719) was detected using an antibody from Cell Signaling Technology (Beverly, MA), ECL Plus detection reagent (GE Healthcare,

Piscataway, NJ) and a Molecular Devices Storm 840 phosphorimager in fluorescence mode. Blots were stripped and probed for total KIT using an antibody from Santa Cruz Biotech (Santa Cruz, CA). IC₅₀ values were calculated using Prism software (Graphpad, San Diego, CA).

Plasmid DNA constructs (pcDNA 3.2 V5 DEST expression vector)

[0395]

D816V KIT

D820A KIT

VV559-560 deletion/D816V KIT

[0396] GIST most often become Gleevec® (imatinib) resistant, and molecularly targeted small molecule therapies that target c-KIT secondary mutations remain elusive. GIST patients who relapse after treatment with Gleevec® (imatinib) or Sutent® (sunitinib) have disease still driven by c-KIT mutations. These secondary mutations occur on the same alleles as the primary JM-region mutation, and thus represent even more aggressive activated forms of c-KIT than the original primary mutation. The CHO K1 cellular assays described above demonstrate that certain compounds of the present invention inhibit many mutant forms of cKIT kinase that have been detected in GIST patients that have acquired resistance to imatinib or sunitinib treatment (Table 3).

Table 3. Activity of compounds against KIT Exon 17 primary or secondary mutations in transient transfected CHO K1 cells

KIT kinase domain mutations (primary/secondary)	Compound				
	Imatinib	Sunitinib	Ex 23	Ex 31	Ex 59
D816V	+	+	+	++	++++
D820A	+	+	+++	+++	+++
VV559-560 deletion / D816V	+	+	++	++	+++
V560D / N822K	+	+	+++	+++	++++
V560D / Y823D	+	++	++++	+++	++++
AY502 duplication / D816G	+	NT	+++	+++	NT
AY502 duplication / D820E	+	NT	NT	+++	NT
AY502 duplication / D820G	+	NT	NT	+++	NT

KIT kinase domain mutations (primary/secondary)	Compound				
	Imatinib	Sunitinib	Ex 23	Ex 31	Ex 59
AY502 duplication / N822H	+	NT	NT	+++	NT
AY502 duplication / N822K	+	NT	NT	+++	NT
AY502 duplication / N822Y	+	NT	NT	+++	NT
WKV557-559 deletion; C557insertion / D820A	+	+	+++	++++	++++
WKV557-559 deletion; C557insertion / D820Y	+	NT	NT	++++	NT

NT: Not Tested; +: $IC_{50} > 1 \mu M$; ++: $0.1 \mu M < IC_{50} \leq 1 \mu M$; +++: $0.01 \mu M < IC_{50} \leq 0.1 \mu M$; ++++: $IC_{50} \leq 0.01 \mu M$

[0397] The compounds described in the present invention useful for the treatment of c-KIT kinase-mediated diseases are structurally related to compounds previously disclosed in WO2008/034008 as inhibitors of the RAF-MEK-ERK pathway, more specifically as inhibitors of RAF kinases. The use of the compounds of WO2008/034008 as inhibitors of c-KIT kinase, however, was unexpected, and hence not contemplated in WO2008/034008. Thus, the unanticipated ability of the compounds to inhibit c-KIT, and more importantly the oncogenic mutant forms of c-KIT kinase described herein, constitutes a novel invention. Furthermore, it is not obvious that inhibitors of RAF kinases should also potently inhibit c-KIT kinase, as evidenced by the data below illustrating the differential kinase inhibitory profile of marketed cKIT inhibitors imatinib® and sunitinib® and marketed BRAF inhibitor vemurafenib®.

	BRAF(V600E) kinase	c-KIT kinase
	IC_{50} (nM)	IC_{50} (nM)
Imatinib®	>50,000	14
Sunitinib®	5,000	6
Vemurafenib®	6	1,600

SEQUENCE LISTING

[0398]

<110> Deciphera Pharmaceuticals, LLC

<120> DIHYDRONAPHTHYRIDINES AND RELATED COMPOUNDS USEFUL AS KINASE INHIBITORS FOR THE TREATMENT OF PROLIFERATIVE DISEASES

<130> 218-061T1

<140> EP 17 208 408.9

<141> 2012-06-07

<150> PCT/US2012/041378

<151> 2012-06-07

<160> 6

<170> PatentIn version 3.5

<210> 1

<211> 698

<212> PRT

<213> Homo sapiens

<400> 1

Met Glu His His His His His His His His Glu Tyr Met Pro Met Glu
1 5 10 15

Met Ala Pro Ile Leu Gly Tyr Trp Lys Ile Lys Gly Leu Val Gln Pro
20 25 30

Thr Arg Leu Leu Leu Glu Tyr Leu Glu Glu Lys Tyr Glu Glu His Leu
35 40 45

Tyr Glu Arg Asp Glu Gly Asp Lys Trp Arg Asn Lys Lys Phe Glu Leu
50 55 60

Gly Leu Glu Phe Pro Asn Leu Pro Tyr Tyr Ile Asp Gly Asp Val Lys
65 70 75 80

Leu Thr Gln Ser Met Ala Ile Ile Arg Tyr Ile Ala Asp Lys His Asn
85 90 95

Met Leu Gly Gly Cys Pro Lys Glu Arg Ala Glu Ile Ser Met Leu Glu
100 105 110

Gly Ala Val Leu Asp Ile Arg Tyr Gly Val Ser Arg Ile Ala Tyr Ser
115 120 125

Lys Asp Phe Glu Thr Leu Lys Val Asp Phe Leu Ser Lys Leu Pro Glu
130 135 140

Met Leu Lys Met Phe Glu Asp Arg Leu Cys His Lys Thr Tyr Leu Asn
145 150 155 160

Gly Asp His Val Thr His Pro Asp Phe Met Leu Tyr Asp Ala Leu Asp
165 170 175

Val Val Leu Tyr Met Asp Pro Met Cys Leu Asp Ala Phe Pro Lys Leu
 180 185 190

Val Cys Phe Lys Lys Arg Ile Glu Ala Ile Pro Gln Ile Asp Lys Tyr
 195 200 205

Leu Lys Ser Ser Lys Tyr Ile Ala Trp Pro Leu Gln Gly Trp Gln Ala
 210 215 220

Thr Phe Gly Gly Gly Asp His Pro Pro Lys Ser Asp Leu Val Pro Arg
 225 230 235 240

His Asn Gln Thr Ser Leu Tyr Lys Lys Ala Gly Ser Ala Ala Ala Val
 245 250 255

Leu Glu Glu Asn Leu Tyr Phe Gln Gly Thr Tyr Lys Tyr Leu Gln Lys
 260 265 270

Pro Met Tyr Glu Val Gln Trp Lys Val Val Glu Glu Ile Asn Gly Asn
 275 280 285

Asn Tyr Val Tyr Ile Asp Pro Thr Gln Leu Pro Tyr Asp His Lys Trp
 290 295 300

Glu Phe Pro Arg Asn Arg Leu Ser Phe Gly Lys Thr Leu Gly Ala Gly
 305 310 315 320

Ala Phe Gly Lys Val Val Glu Ala Thr Ala Tyr Gly Leu Ile Lys Ser
 325 330 335

Asp Ala Ala Met Thr Val Ala Val Lys Met Leu Lys Pro Ser Ala His
 340 345 350

Leu Thr Glu Arg Glu Ala Leu Met Ser Glu Leu Lys Val Leu Ser Tyr
 355 360 365

Leu Gly Asn His Met Asn Ile Val Asn Leu Leu Gly Ala Cys Thr Ile
 370 375 380

Gly Gly Pro Thr Leu Val Ile Thr Glu Tyr Cys Cys Tyr Gly Asp Leu
 385 390 395 400

Leu Asn Phe Leu Arg Arg Lys Arg Asp Ser Phe Ile Cys Ser Lys Gln
 405 410 415

Glu Asp His Ala Glu Ala Ala Leu Tyr Lys Asn Leu Leu His Ser Lys
 420 425 430

Glu Ser Ser Cys Ser Asp Ser Thr Asn Glu Tyr Met Asp Met Lys Pro
 435 440 445

Gly Val Ser Tyr Val Val Pro Thr Lys Ala Asp Lys Arg Arg Ser Val
 450 455 460

Arg Ile Gly Ser Tyr Ile Glu Arg Asp Val Thr Pro Ala Ile Met Glu
 465 470 475 480

Asp Asp Glu Leu Ala Leu Asp Leu Glu Asp Leu Leu Ser Phe Ser Tyr
 485 490 495

Gln Val Ala Lys Gly Met Ala Phe Leu Ala Ser Lys Asn Cys Ile His
 500 505 510

Arg Asp Leu Ala Ala Arg Asn Ile Leu Leu Thr His Gly Arg Ile Thr
 515 520 525

Lys Ile Cys Asp Phe Gly Leu Ala Arg Asp Ile Lys Asn Asp Ser Asn
 530 535 540

Tyr Val Val Lys Gly Asn Ala Arg Leu Pro Val Lys Trp Met Ala Pro
 545 550 555 560

Glu Ser Ile Phe Asn Cys Val Tyr Thr Phe Glu Ser Asp Val Trp Ser
 565 570 575

Tyr Gly Ile Phe Leu Trp Glu Leu Phe Ser Leu Gly Ser Ser Pro Tyr
 580 585 590

Pro Gly Met Pro Val Asp Ser Lys Phe Tyr Lys Met Ile Lys Glu Gly
 595 600 605

Phe Arg Met Leu Ser Pro Glu His Ala Pro Ala Glu Met Tyr Asp Ile
 610 615 620

Met Lys Thr Cys Trp Asp Ala Asp Pro Leu Lys Arg Pro Thr Phe Lys
 625 630 635 640

Gln Ile Val Gln Leu Ile Glu Lys Gln Ile Ser Glu Ser Thr Asn His
 645 650 655

Ile Tyr Ser Asn Leu Ala Asn Cys Ser Pro Asn Arg Gln Lys Pro Val
 660 665 670

Val Asp His Ser Val Arg Ile Asn Ser Val Gly Ser Thr Ala Ser Ser
 675 680 685

Ser Gln Pro Leu Leu Val His Asp Asp Val
 690 695

<210> 2

<211> 698

<212> PRT

<213> Homo sapiens

<400> 2

Met Glu His His His His His His His His Glu Tyr Met Pro Met Glu
 1 5 10 15

Met Ala Pro Ile Leu Gly Tyr Trp Lys Ile Lys Gly Leu Val Gln Pro
 20 25 30

Thr Arg Leu Leu Leu Glu Tyr Leu Glu Glu Lys Tyr Glu Glu His Leu
 35 40 45

Tyr Glu Arg Asp Glu Gly Asp Lys Trp Arg Asn Lys Lys Phe Glu Leu
50 55 60

Gly Leu Glu Phe Pro Asn Leu Pro Tyr Tyr Ile Asp Gly Asp Val Lys
65 70 75 80

Leu Thr Gln Ser Met Ala Ile Ile Arg Tyr Ile Ala Asp Lys His Asn
85 90 95

Met Leu Gly Gly Cys Pro Lys Glu Arg Ala Glu Ile Ser Met Leu Glu
100 105 110

Gly Ala Val Leu Asp Ile Arg Tyr Gly Val Ser Arg Ile Ala Tyr Ser
115 120 125

Lys Asp Phe Glu Thr Leu Lys Val Asp Phe Leu Ser Lys Leu Pro Glu
130 135 140

Met Leu Lys Met Phe Glu Asp Arg Leu Cys His Lys Thr Tyr Leu Asn
145 150 155 160

Gly Asp His Val Thr His Pro Asp Phe Met Leu Tyr Asp Ala Leu Asp
165 170 175

Val Val Leu Tyr Met Asp Pro Met Cys Leu Asp Ala Phe Pro Lys Leu
180 185 190

Val Cys Phe Lys Lys Arg Ile Glu Ala Ile Pro Gln Ile Asp Lys Tyr
195 200 205

Leu Lys Ser Ser Lys Tyr Ile Ala Trp Pro Leu Gln Gly Trp Gln Ala
210 215 220

Thr Phe Gly Gly Gly Asp His Pro Pro Lys Ser Asp Leu Val Pro Arg
225 230 235 240

His Asn Gln Thr Ser Leu Tyr Lys Lys Ala Gly Ser Ala Ala Ala Val
245 250 255

Leu Glu Glu Asn Leu Tyr Phe Gln Gly Thr Tyr Lys Tyr Leu Gln Lys
260 265 270

Pro Met Tyr Glu Val Gln Trp Lys Val Val Glu Glu Ile Asn Gly Asn
275 280 285

Asn Tyr Val Tyr Ile Asp Pro Thr Gln Leu Pro Tyr Asp His Lys Trp
290 295 300

Glu Phe Pro Arg Asn Arg Leu Ser Phe Gly Lys Thr Leu Gly Ala Gly
305 310 315 320

Ala Phe Gly Lys Val Val Glu Ala Thr Ala Tyr Gly Leu Ile Lys Ser
325 330 335

Asn Ala Ala Met Thr Val Ala Val Lys Met Leu Lys Pro Ser Ala His

340 345 350
 Leu Thr Glu Arg Glu Ala Leu Met Ser Glu Leu Lys Val Leu Ser Tyr
 355 360 365
 Leu Gly Asn His Met Asn Ile Ala Asn Leu Leu Gly Ala Cys Thr Ile
 370 375 380
 Gly Gly Pro Thr Leu Val Ile Thr Glu Tyr Cys Cys Tyr Gly Asp Leu
 385 390 395 400
 Leu Asn Phe Leu Arg Arg Lys Arg Asp Ser Phe Ile Cys Ser Lys Gln
 405 410 415
 Glu Asp His Ala Glu Ala Ala Leu Tyr Lys Asn Leu Leu His Ser Lys
 420 425 430
 Glu Ser Ser Cys Ser Asp Ser Thr Asn Glu Tyr Met Asp Met Lys Pro
 435 440 445
 Gly Val Ser Tyr Val Val Pro Thr Lys Ala Asp Lys Arg Arg Ser Val
 450 455 460
 Arg Ile Gly Ser Tyr Ile Glu Arg Asp Val Thr Pro Ala Ile Met Glu
 465 470 475 480
 Asp Asp Glu Leu Ala Leu Asp Leu Glu Asp Leu Leu Ser Phe Ser Tyr
 485 490 495
 Gln Val Ala Lys Gly Met Ala Phe Leu Ala Ser Lys Asn Cys Ile His
 500 505 510
 Arg Asp Leu Ala Ala Arg Asn Ile Leu Leu Thr His Gly Arg Ile Thr
 515 520 525
 Lys Ile Cys Asp Phe Gly Leu Ala Arg Asp Ile Lys Asn Asp Ser Asn
 530 535 540
 Tyr Val Val Lys Gly Asn Ala Arg Leu Pro Val Lys Trp Met Ala Pro
 545 550 555 560
 Glu Ser Ile Phe Asn Cys Val Tyr Thr Phe Glu Ser Asp Val Trp Ser
 565 570 575
 Tyr Gly Ile Phe Leu Trp Glu Leu Phe Ser Leu Gly Ser Ser Pro Tyr
 580 585 590
 Pro Gly Met Pro Val Asp Ser Lys Phe Tyr Lys Met Ile Lys Glu Gly
 595 600 605
 Phe Arg Met Leu Ser Pro Glu His Ala Pro Ala Glu Met Tyr Asp Ile
 610 615 620
 Met Lys Thr Cys Trp Asp Ala Asp Pro Leu Lys Arg Pro Thr Phe Lys
 625 630 635 640

Val Cys Phe Lys Lys Arg Ile Glu Ala Ile Pro Gln Ile Asp Lys Tyr
 195 200 205

Leu Lys Ser Ser Lys Tyr Ile Ala Trp Pro Leu Gln Gly Trp Gln Ala
 210 215 220

Thr Phe Gly Gly Gly Asp His Pro Pro Lys Ser Asp Leu Val Pro Arg
 225 230 235 240

His Asn Gln Thr Ser Leu Tyr Lys Lys Ala Gly Ser Ala Ala Ala Val
 245 250 255

Leu Glu Glu Asn Leu Tyr Phe Gln Gly Thr Tyr Lys Tyr Leu Gln Lys
 260 265 270

Pro Met Tyr Glu Val Gln Trp Lys Val Val Glu Glu Ile Asn Gly Asn
 275 280 285

Asn Tyr Val Tyr Ile Asp Pro Thr Gln Leu Pro Tyr Asp His Lys Trp
 290 295 300

Glu Phe Pro Arg Asn Arg Leu Ser Phe Gly Lys Thr Leu Gly Ala Gly
 305 310 315 320

Ala Phe Gly Lys Val Val Glu Ala Thr Ala Tyr Gly Leu Ile Lys Ser
 325 330 335

Asp Ala Ala Met Thr Val Ala Val Lys Met Leu Lys Pro Ser Ala His
 340 345 350

Leu Thr Glu Arg Glu Ala Leu Met Ser Glu Leu Lys Val Leu Ser Tyr
 355 360 365

Leu Gly Asn His Met Asn Ile Val Asn Leu Leu Gly Ala Cys Thr Ile
 370 375 380

Gly Gly Pro Thr Leu Val Ile Thr Glu Tyr Cys Cys Tyr Gly Asp Leu
 385 390 395 400

Leu Asn Phe Leu Arg Arg Lys Arg Asp Ser Phe Ile Cys Ser Lys Gln
 405 410 415

Glu Asp His Ala Glu Ala Ala Leu Tyr Lys Asn Leu Leu His Ser Lys
 420 425 430

Glu Ser Ser Cys Ser Asp Ser Thr Asn Glu Tyr Met Asp Met Lys Pro
 435 440 445

Gly Val Ser Tyr Val Val Pro Thr Lys Ala Asp Lys Arg Arg Ser Val
 450 455 460

Arg Ile Gly Ser Tyr Ile Glu Arg Asp Val Thr Pro Ala Ile Met Glu
 465 470 475 480

Asp Asp Glu Leu Ala Leu Asp Leu Glu Asp Leu Leu Ser Phe Ser Tyr
 485 490 495

Gln Val Ala Lys Glu Met Ala Phe Leu Ala Ser Lys Asp Cys Ile His

Gln Val Ala Lys Gly Met Ala Phe Leu Ala Ser Lys Asn Cys Ile His
500 505 510

Arg Asp Leu Ala Ala Arg Asn Ile Leu Leu Thr His Gly Arg Ile Thr
515 520 525

Lys Ile Cys Asp Phe Gly Leu Ala Arg His Ile Lys Asn Asp Ser Asn
530 535 540

Tyr Val Val Lys Gly Asn Ala Arg Leu Pro Val Lys Trp Met Ala Pro
545 550 555 560

Glu Ser Ile Phe Asn Cys Val Tyr Thr Phe Glu Ser Asp Val Trp Ser
565 570 575

Tyr Gly Ile Phe Leu Trp Glu Leu Phe Ser Leu Gly Ser Ser Pro Tyr
580 585 590

Pro Gly Met Pro Val Asp Ser Lys Phe Tyr Lys Met Ile Lys Glu Gly
595 600 605

Phe Arg Met Leu Ser Pro Glu His Ala Pro Ala Glu Met Tyr Asp Ile
610 615 620

Met Lys Thr Cys Trp Asp Ala Asp Pro Leu Lys Arg Pro Thr Phe Lys
625 630 635 640

Gln Ile Val Gln Leu Ile Glu Lys Gln Ile Ser Glu Ser Thr Asn His
645 650 655

Ile Tyr Ser Asn Leu Ala Asn Cys Ser Pro Asn Arg Gln Lys Pro Val
660 665 670

Val Asp His Ser Val Arg Ile Asn Ser Val Gly Ser Thr Ala Ser Ser
675 680 685

Ser Gln Pro Leu Leu Val His Asp Asp Val
690 695

<210> 4

<211> 698

<212> PRT

<213> Homo sapiens

<400> 4

Met Glu His His His His His His His Glu Tyr Met Pro Met Glu
1 5 10 15

Met Ala Pro Ile Leu Gly Tyr Trp Lys Ile Lys Gly Leu Val Gln Pro
20 25 30

Thr Arg Leu Leu Leu Glu Tyr Leu Glu Glu Lys Tyr Glu Glu His Leu
35 40 45

Tyr Glu Arg Asp Glu Gly Asp Lys Trp Arg Asn Lys Lys Phe Glu Leu
50 55 60

Gly Leu Glu Phe Pro Asn Leu Pro Tyr Tyr Ile Asp Gly Asp Val Lys
 65 70 75 80

Leu Thr Gln Ser Met Ala Ile Ile Arg Tyr Ile Ala Asp Lys His Asn
 85 90 95

Met Leu Gly Gly Cys Pro Lys Glu Arg Ala Glu Ile Ser Met Leu Glu
 100 105 110

Gly Ala Val Leu Asp Ile Arg Tyr Gly Val Ser Arg Ile Ala Tyr Ser
 115 120 125

Lys Asp Phe Glu Thr Leu Lys Val Asp Phe Leu Ser Lys Leu Pro Glu
 130 135 140

Met Leu Lys Met Phe Glu Asp Arg Leu Cys His Lys Thr Tyr Leu Asn
 145 150 155 160

Gly Asp His Val Thr His Pro Asp Phe Met Leu Tyr Asp Ala Leu Asp
 165 170 175

Val Val Leu Tyr Met Asp Pro Met Cys Leu Asp Ala Phe Pro Lys Leu
 180 185 190

Val Cys Phe Lys Lys Arg Ile Glu Ala Ile Pro Gln Ile Asp Lys Tyr
 195 200 205

Leu Lys Ser Ser Lys Tyr Ile Ala Trp Pro Leu Gln Gly Trp Gln Ala
 210 215 220

Thr Phe Gly Gly Gly Asp His Pro Pro Lys Ser Asp Leu Val Pro Arg
 225 230 235 240

His Asn Gln Thr Ser Leu Tyr Lys Lys Ala Gly Ser Ala Ala Ala Val
 245 250 255

Leu Glu Glu Asn Leu Tyr Phe Gln Gly Thr Tyr Lys Tyr Leu Gln Lys
 260 265 270

Pro Met Tyr Glu Val Gln Trp Lys Val Val Glu Glu Ile Asn Gly Asn
 275 280 285

Asn Tyr Val Tyr Ile Asp Pro Thr Gln Leu Pro Tyr Asp His Lys Trp
 290 295 300

Glu Phe Pro Arg Asn Arg Leu Ser Phe Gly Lys Thr Leu Gly Ala Gly
 305 310 315 320

Ala Phe Gly Lys Val Val Glu Ala Thr Ala Tyr Gly Leu Ile Lys Ser
 325 330 335

Asp Ala Ala Met Thr Val Ala Val Lys Met Leu Lys Pro Ser Ala His
 340 345 350

Leu Thr Glu Arg Glu Ala Leu Met Ser Glu Leu Lys Val Leu Ser Tyr
 355 360 365

Leu Gly Asn His Met Asn Ile Val Asn Leu Leu Gly Ala Cys Thr Ile
 370 375 380

Gly Gly Pro Thr Leu Val Ile Thr Glu Tyr Cys Cys Tyr Gly Asp Leu
 385 390 395 400

Leu Asn Phe Leu Arg Arg Lys Arg Asp Ser Phe Ile Cys Ser Lys Gln
 405 410 415

Glu Asp His Ala Glu Ala Ala Leu Tyr Lys Asn Leu Leu His Ser Lys
 420 425 430

Glu Ser Ser Cys Ser Asp Ser Thr Asn Glu Tyr Met Asp Met Lys Pro
 435 440 445

Gly Val Ser Tyr Val Val Pro Thr Lys Ala Asp Lys Arg Arg Ser Val
 450 455 460

Arg Ile Gly Ser Tyr Ile Glu Arg Asp Val Thr Pro Ala Ile Met Glu
 465 470 475 480

Asp Asp Glu Leu Ala Leu Asp Leu Glu Asp Leu Leu Ser Phe Ser Tyr
 485 490 495

Gln Val Ala Lys Gly Met Ala Phe Leu Ala Ser Lys Asn Cys Ile His
 500 505 510

Arg Asp Leu Ala Ala Arg Asn Ile Leu Leu Thr His Gly Arg Ile Thr
 515 520 525

Lys Ile Cys Asp Phe Gly Leu Ala Arg Val Ile Lys Asn Asp Ser Asn
 530 535 540

Tyr Val Val Lys Gly Asn Ala Arg Leu Pro Val Lys Trp Met Ala Pro
 545 550 555 560

Glu Ser Ile Phe Asn Cys Val Tyr Thr Phe Glu Ser Asp Val Trp Ser
 565 570 575

Tyr Gly Ile Phe Leu Trp Glu Leu Phe Ser Leu Gly Ser Ser Pro Tyr
 580 585 590

Pro Gly Met Pro Val Asp Ser Lys Phe Tyr Lys Met Ile Lys Glu Gly
 595 600 605

Phe Arg Met Leu Ser Pro Glu His Ala Pro Ala Glu Met Tyr Asp Ile
 610 615 620

Met Lys Thr Cys Trp Asp Ala Asp Pro Leu Lys Arg Pro Thr Phe Lys
 625 630 635 640

Gln Ile Val Gln Leu Ile Glu Lys Gln Ile Ser Glu Ser Thr Asn His
 645 650 655

Ile Tyr Ser Asn Leu Ala Asn Cys Ser Pro Asn Arg Gln Lys Pro Val
660 665 670

Val Asp His Ser Val Arg Ile Asn Ser Val Gly Ser Thr Ala Ser Ser
675 680 685

Ser Gln Pro Leu Leu Val His Asp Asp Val
690 695

<210> 5

<211> 696

<212> PRT

<213> Homo sapiens

<400> 5

Met Glu His His His His His His His His Glu Tyr Met Pro Met Glu
1 5 10 15

Met Ala Pro Ile Leu Gly Tyr Trp Lys Ile Lys Gly Leu Val Gln Pro
20 25 30

Thr Arg Leu Leu Leu Glu Tyr Leu Glu Glu Lys Tyr Glu Glu His Leu
35 40 45

Tyr Glu Arg Asp Glu Gly Asp Lys Trp Arg Asn Lys Lys Phe Glu Leu
50 55 60

Gly Leu Glu Phe Pro Asn Leu Pro Tyr Tyr Ile Asp Gly Asp Val Lys
65 70 75 80

Leu Thr Gln Ser Met Ala Ile Ile Arg Tyr Ile Ala Asp Lys His Asn
85 90 95

Met Leu Gly Gly Cys Pro Lys Glu Arg Ala Glu Ile Ser Met Leu Glu
100 105 110

Gly Ala Val Leu Asp Ile Arg Tyr Gly Val Ser Arg Ile Ala Tyr Ser
115 120 125

Lys Asp Phe Glu Thr Leu Lys Val Asp Phe Leu Ser Lys Leu Pro Glu
130 135 140

Met Leu Lys Met Phe Glu Asp Arg Leu Cys His Lys Thr Tyr Leu Asn
145 150 155 160

Gly Asp His Val Thr His Pro Asp Phe Met Leu Tyr Asp Ala Leu Asp
165 170 175

Val Val Leu Tyr Met Asp Pro Met Cys Leu Asp Ala Phe Pro Lys Leu
180 185 190

Val Cys Phe Lys Lys Arg Ile Glu Ala Ile Pro Gln Ile Asp Lys Tyr
195 200 205

Leu Lys Ser Ser Lys Tyr Ile Ala Trp Pro Leu Gln Gly Trp Gln Ala
210 215 220

Thr Phe Gly Gly Gly Asp His Pro Pro Lys Ser Asp Leu Val Pro Arg
225 230 235 240

His Asn Gln Thr Ser Leu Tyr Lys Lys Ala Gly Ser Ala Ala Ala Val
245 250 255

Leu Glu Glu Asn Leu Tyr Phe Gln Gly Thr Tyr Lys Tyr Leu Gln Lys
260 265 270

Pro Met Tyr Glu Val Gln Trp Lys Glu Glu Ile Asn Gly Asn Asn Tyr
275 280 285

Val Tyr Ile Asp Pro Thr Gln Leu Pro Tyr Asp His Lys Trp Glu Phe
290 295 300

Pro Arg Asn Arg Leu Ser Phe Gly Lys Thr Leu Gly Ala Gly Ala Phe
305 310 315 320

Gly Lys Val Val Glu Ala Thr Ala Tyr Gly Leu Ile Lys Ser Asp Ala
325 330 335

Ala Met Thr Val Ala Val Lys Met Leu Lys Pro Ser Ala His Leu Thr
340 345 350

Glu Arg Glu Ala Leu Met Ser Glu Leu Lys Val Leu Ser Tyr Leu Gly
355 360 365

Asn His Met Asn Ile Val Asn Leu Leu Gly Ala Cys Thr Ile Gly Gly
370 375 380

Pro Thr Leu Val Ile Thr Glu Tyr Cys Cys Tyr Gly Asp Leu Leu Asn
385 390 395 400

Phe Leu Arg Arg Lys Arg Asp Ser Phe Ile Cys Ser Lys Gln Glu Asp
405 410 415

His Ala Glu Ala Ala Leu Tyr Lys Asn Leu Leu His Ser Lys Glu Ser
420 425 430

Ser Cys Ser Asp Ser Thr Asn Glu Tyr Met Asp Met Lys Pro Gly Val
435 440 445

Ser Tyr Val Val Pro Thr Lys Ala Asp Lys Arg Arg Ser Val Arg Ile
450 455 460

Gly Ser Tyr Ile Glu Arg Asp Val Thr Pro Ala Ile Met Glu Asp Asp
465 470 475 480

Glu Leu Ala Leu Asp Leu Glu Asp Leu Leu Ser Phe Ser Tyr Gln Val
485 490 495

Ala Lys Gly Met Ala Phe Leu Ala Ser Lys Asn Cys Ile His Arg Asp
500 505 510

Leu Ala Ala Arg Asn Ile Leu Leu Thr His Gly Arg Ile Thr Lys Ile
515 520 525

Cys Asp Phe Gly Leu Ala Arg Val Ile Lys Asn Asp Ser Asn Tyr Val
530 535 540

Val Lys Gly Asn Ala Arg Leu Pro Val Lys Trp Met Ala Pro Glu Ser
545 550 555 560

Ile Phe Asn Cys Val Tyr Thr Phe Glu Ser Asp Val Trp Ser Tyr Gly
565 570 575

Ile Phe Leu Trp Glu Leu Phe Ser Leu Gly Ser Ser Pro Tyr Pro Gly
580 585 590

Met Pro Val Asp Ser Lys Phe Tyr Lys Met Ile Lys Glu Gly Phe Arg
595 600 605

Met Leu Ser Pro Glu His Ala Pro Ala Glu Met Tyr Asp Ile Met Lys
610 615 620

Thr Cys Trp Asp Ala Asp Pro Leu Lys Arg Pro Thr Phe Lys Gln Ile
625 630 635 640

Val Gln Leu Ile Glu Lys Gln Ile Ser Glu Ser Thr Asn His Ile Tyr
645 650 655

Ser Asn Leu Ala Asn Cys Ser Pro Asn Arg Gln Lys Pro Val Val Asp
660 665 670

His Ser Val Arg Ile Asn Ser Val Gly Ser Thr Ala Ser Ser Ser Gln
675 680 685

Pro Leu Leu Val His Asp Asp Val
690 695

<210> 6

<211> 698

<212> PRT

<213> Homo sapiens

<400> 6

Met Glu His His His His His His His His Glu Tyr Met Pro Met Glu
1 5 10 15

Met Ala Pro Ile Leu Gly Tyr Trp Lys Ile Lys Gly Leu Val Gln Pro
20 25 30

Thr Arg Leu Leu Leu Glu Tyr Leu Glu Glu Lys Tyr Glu Glu His Leu
35 40 45

Tyr Glu Arg Asp Glu Gly Asp Lys Trp Arg Asn Lys Lys Phe Glu Leu
50 55 60

Gly Leu Glu Phe Pro Asn Leu Pro Tyr Tyr Ile Asp Gly Asp Val Lys
65 70 75 80

Gly Gly Pro Thr Leu Val Ile Ile Glu Tyr Cys Cys Tyr Gly Asp Leu
 385 390 395 400

Leu Asn Phe Leu Arg Arg Lys Arg Asp Ser Phe Ile Cys Ser Lys Gln
 405 410 415

Glu Asp His Ala Glu Ala Ala Leu Tyr Lys Asn Leu Leu His Ser Lys
 420 425 430

Glu Ser Ser Cys Ser Asp Ser Thr Asn Glu Tyr Met Asp Met Lys Pro
 435 440 445

Gly Val Ser Tyr Val Val Pro Thr Lys Ala Asp Lys Arg Arg Ser Val
 450 455 460

Arg Ile Gly Ser Tyr Ile Glu Arg Asp Val Thr Pro Ala Ile Met Glu
 465 470 475 480

Asp Asp Glu Leu Ala Leu Asp Leu Glu Asp Leu Leu Ser Phe Ser Tyr
 485 490 495

Gln Val Ala Lys Gly Met Ala Phe Leu Ala Ser Lys Asn Cys Ile His
 500 505 510

Arg Asp Leu Ala Ala Arg Asn Ile Leu Leu Thr His Gly Arg Ile Thr
 515 520 525

Lys Ile Cys Asp Phe Gly Leu Ala Arg Asp Ile Lys Asn Asp Ser Asn
 530 535 540

Tyr Val Val Lys Gly Asn Ala Arg Leu Pro Val Lys Trp Met Ala Pro
 545 550 555 560

Glu Ser Ile Phe Asn Cys Val Tyr Thr Phe Glu Ser Asp Val Trp Ser
 565 570 575

Tyr Gly Ile Phe Leu Trp Glu Leu Phe Ser Leu Gly Ser Ser Pro Tyr
 580 585 590

Pro Gly Met Pro Val Asp Ser Lys Phe Tyr Lys Met Ile Lys Glu Gly
 595 600 605

Phe Arg Met Leu Ser Pro Glu His Ala Pro Ala Glu Met Tyr Asp Ile
 610 615 620

Met Lys Thr Cys Trp Asp Ala Asp Pro Leu Lys Arg Pro Thr Phe Lys
 625 630 635 640

Gln Ile Val Gln Leu Ile Glu Lys Gln Ile Ser Glu Ser Thr Asn His
 645 650 655

Ile Tyr Ser Asn Leu Ala Asn Cys Ser Pro Asn Arg Gln Lys Pro Val
 660 665 670

Val Asp His Ser Val Arg Ile Asn Ser Val Gly Ser Thr Ala Ser Ser
 675 680 685

Ser Gln Pro Leu Leu Val His Asp Asp Val
 690 695

REFERENCES CITED IN THE DESCRIPTION

This list of references cited by the applicant is for the reader's convenience only. It does not form part of the European patent document. Even though great care has been taken in compiling the references, errors or omissions cannot be excluded and the EPO disclaims all liability in this regard.

Patent documents cited in the description

- [WO2008034008A \[0397\] \[0397\] \[0397\]](#)
- [EP17208408A \[0398\]](#)
- [US2012041378W \[0398\]](#)

Non-patent literature cited in the description

- PEREIRA et al. J. Carcin., 2005, vol. 4, 19- [0001]
- MORSTYN, G. et al. Oncology, 1994, vol. 51, 2205- [0001]
- YARDEN, Y. et al. Embo. J., 1987, vol. 6, 113341- [0001]
- SAKUMA, Y. et al. Cancer Sci., 2004, vol. 95, 9716- [0001]
- CORTES, J. et al. Cancer, 2003, vol. 97, 112760- [0002]
- FLETCHER, J. et al. Hum. Pathol., 2002, vol. 33, 5459- [0002]
- LEFEVRE, G. et al. J. Biol. Chem., 2004, vol. 279, 3031769- [0002]
- DE SILVA, C.M. REID, R. Pathol. Oncol. Res., 2003, vol. 9, 113-19 [0002]
- RUBIN et al. Lancet, 2007, vol. 369, 1731- [0002]
- CHEN, L.L. et al. Clin. Cancer Res., 2005, vol. 11, 3668-3677 [0002]
- MOL, C.D. et al. J. Biol. Chem., 2004, vol. 279, 31655-31663 [0002]
- HEINRICH, M.C. et al. J. Clin. Oncol., 2006, vol. 24, 4764-4774 [0003]
- DEBIEC-RYCHTER, M. et al. Gastroenterology, 2005, vol. 128, 270-279 [0003]
- WARDELMANN, E. et al. Lancet Oncol., 2005, vol. 6, 249-251 [0003] [0004]
- ANTONESCU, C.R. et al. Clin. Cancer. Res., 2005, vol. 11, 4182-4190 [0003]

- **CORLESS et al.**J. Clin. Oncol., 2004, vol. 22, 3813- [0003]
- **HEINRICH et al.**J. Clin. Oncol., 2008, vol. 26, 5352- [0003]
- **GAJIWALA et al.**Proc. Natl. Acad. Sci. USA, 2009, vol. 106, 1542- [0003]
- **FLETCHER, J.A.RUBIN, B.P.**Curr. Opin in Genetics & Develop., 2007, vol. 17, 3-7 [0004]
- **NING, A.QLI, J.ARCECI, R.J.**Leuk Lymphoma, 2001, vol. 41, 513-522 [0005]
- **BEGHINI, A. et al.**Blood, 2000, vol. 95, 726-727 [0005]
- **TIAN, Q. et al.**Am J. Pathol., 1999, vol. 154, 1643-1647 [0005]
- **NAGATA, H. et al.**Proc. Natl. Acad. Sci. USA, 1995, vol. 92, 10560-10564 [0005]
- **LONGLEY, B.J. et al.**Nat. Genet., 1996, vol. 12, 312-314 [0005]
- Handbook of Pharmaceutical Salts: Properties, Selection and UseVerlag Helvetica Chimica Acta/Wiley-VCH20020000 [0025]
- IUPAC RecommendationsPhysical Organic Chemistry, 1994, [0038]
- **MÜLLER, P.**Pure Appl. Chem., 1994, vol. 66, 1077-1184 [0038]
- IUPAC RecommendationsBasic Terminology of Stereochemistry, 1996, [0038]
- **MOSS, G.P.**Pure Appl. Chem., 1996, vol. 68, 2193-2222 [0038]
- **MARCH**Advanced Organic Chemistry: Reactions, Mechanisms and StructuresJohn Wiley & Sons1992000069-74 [0043]
- **REMINGTON: THE SCIENCE AND PRACTICE OF PHARMACY**Mack Publishing Co.19950000 [0044]
- **P. STAHL et al.**HANDBOOK OF PHARMACEUTICAL SALTS: PROPERTIES, SELECTION AND USEVCHA/Wiley-VCH20020000 [0045]
- **S.M. BERGE et al.**Pharmaceutical SaltsJournal of Pharmaceutical Sciences, 1977, vol. 66, 1 [0045]
- Comprehensive Organic TransformationsVCH Publishers Inc19890000 [0048]
- Compendium of Organic Synthetic MethodsWiley Interscience19740000vol. 1-10, [0048]
- **MICHAEL B. SMITHJERRY MARCH**Advanced Organic Chemistry, Reactions Mechanisms, and StructureWiley Interscience20010000 [0048]
- Reactions and Synthesis**FRANCIS A. CAREYRICHARD J. SUNDBERG**Advanced Organic ChemistryKluwer Academic / Plenum Publishers20000000 [0048]
- **SCHINDLER et al.**Science, 2000, vol. 289, 1938-1942 [0370] [0372] [0376]

DIHYDRONAPHTHYRIDINER OG RELATEREDE FORBINDELSER, DER ER NYTTIGE SOM
KINASHÆMMERE TIL BEHANDLING AF PROLIFERATIVE SYGDOMME

PATENTKRAV

1. Forbindelse til anvendelse i behandlingen af en sygdom forårsaget af kinaseaktiviteten af c-KIT,
5 onkogene former deraf eller polymorfer deraf i en patient med behov deraf, hvor sygdommen er valgt fra gruppen som består af gastrointestinale stromale tumorer, ovariecancer, melanom, akut myeloide leukæmi, kimcelletumorer i seminom eller dysgerminom, teratomer, mastocytose og mastcelleleukæmi, omfattende administrering til patienten af en terapeutisk virksom mængde af en forbindelse valgt fra gruppen som består af:
- 10 1-(4-chlor-3-(1-methyl-7-(methylamino)-2-oxo-1,2-dihydro-1,6-naphthyridin-3-yl)phenyl)-3-(3-cyanophenyl)urinstof, 1-(3-cyanophenyl)-3-(5-(1-ethyl-7-(methylamino)-2-oxo-1,2-dihydro-1,6-naphthyridin-3-yl)-2-fluorphenyl)urinstof, 1-(benzo[b]thiophen-3-yl)-3-(2-fluor-4-methyl-5-(1-methyl-7-(methylamino)-2-oxo-1,2-dihydro-1,6-naphthyridin-3-yl)phenyl)urinstof, 1-(benzo[b]thiophen-3-yl)-3-(2,4-difluor-5-(1-methyl-7-(methylamino)-2-oxo-1,2-dihydro-1,6-naphthyridin-3-yl)phenyl)urinstof, 1-(5-(1-ethyl-7-(methylamino)-2-oxo-1,2-dihydro-1,6-naphthyridin-3-yl)-2,4-difluorphenyl)-3-(3-fluorphenyl)urinstof, 1-(5-(1-ethyl-7-(methylamino)-2-oxo-1,2-dihydro-1,6-naphthyridin-3-yl)-2,4-difluorphenyl)-3-phenylurinstof, 1-(3-chlorphenyl)-3-(5-(1-ethyl-7-(methylamino)-2-oxo-1,2-dihydro-1,6-naphthyridin-3-yl)-2,4-difluorphenyl)urinstof, 1-(3-cyanophenyl)-3-(5-(1-ethyl-7-(methylamino)-2-oxo-1,2-dihydro-1,6-naphthyridin-3-yl)-2,4-difluorphenyl)urinstof, 1-(benzo[b]thiophen-3-yl)-3-(5-(1-ethyl-7-(methylamino)-2-oxo-1,2-dihydro-1,6-naphthyridin-3-yl)-2,4-difluorphenyl)urinstof,
20 1-(5-(7-amino-1-ethyl-2-oxo-1,2-dihydro-1,6-naphthyridin-3-yl)-4-chlor-2-fluorphenyl)-3-(3-fluorphenyl)urinstof, 1-(5-(7-amino-1-ethyl-2-oxo-1,2-dihydro-1,6-naphthyridin-3-yl)-4-chlor-2-fluorphenyl)-3-phenylurinstof, 1-(4-chlor-2-fluor-5-(1-isopropyl-7-(methylamino)-2-oxo-1,2-dihydro-1,6-naphthyridin-3-yl)phenyl)-3-phenylurinstof, 1-(5-(1-ethyl-7-(methylamino)-2-oxo-1,2-dihydro-1,6-naphthyridin-3-yl)-2-fluor-4-methylphenyl)-3-phenylurinstof, 1-[4-chlor-5-(1-ethyl-7-methylamino-2-oxo-1,2-dihydro-[1,6]naphthyridin-3-yl)-2-fluorphenyl]-3-(3-fluorphenyl)urinstof, 1-[4-chlor-5-(1-ethyl-7-methylamino-2-oxo-1,2-dihydro-[1,6]naphthyridin-3-yl)-2-fluorphenyl]-3-(2-fluorphenyl)urinstof, 1-(4-chlor-3-(1-ethyl-7-(methylamino)-2-oxo-1,2-dihydro-1,6-naphthyridin-3-yl)-2-fluorphenyl)-3-phenylurinstof, 1-(4-chlor-5-(1-ethyl-7-(2-methoxyethylamino)-2-oxo-1,2-dihydro-1,6-naphthyridin-3-yl)-2-fluorphenyl)-3-phenylurinstof, 1-(4-chlor-5-(1-ethyl-7-(2-methoxyethylamino)-2-oxo-1,2-dihydro-1,6-naphthyridin-3-yl)-2-fluorphenyl)-3-(3-fluorphenyl)urinstof, 1-(4-chlor-5-(7-(2-(dimethylamino)ethylamino)-1-ethyl-2-oxo-1,2-dihydro-1,6-naphthyridin-3-yl)-2-fluorphenyl)-3-phenylurinstof, 1-(4-chlor-5-(7-(3-(dimethylamino)propylamino)-1-ethyl-2-oxo-1,2-dihydro-1,6-naphthyridin-3-yl)-2-fluorphenyl)-3-phenylurinstof, 1-(4-brom-5-(1-ethyl-7-(methylamino)-2-oxo-1,2-dihydro-1,6-naphthyridin-3-yl)-2-fluorphenyl)-3-phenylurinstof, 1-(benzo[b]thiophen-3-yl)-3-(4-chlor-5-(1-ethyl-7-(methylamino)-2-oxo-1,2-dihydro-1,6-naphthyridin-3-yl)-2-fluorphenyl)urinstof, 1-(4-chlor-3-(1-ethyl-7-(methylamino)-2-oxo-1,2-dihydro-1,6-naphthyridin-3-yl)phenyl)-3-phenylurinstof, 1-(4-chlor-5-(1-ethyl-7-(2-methoxyethylamino)-2-oxo-1,2-dihydro-1,6-naphthyridin-3-yl)-2-fluorphenyl)-3-(4-fluorphenyl)urinstof, 1-(4-chlor-5-ethyl-7-(2-methoxyethylamino)-2-oxo-1,2-dihydro-1,6-naphthyridin-3-
- 25
30
35

yl)-2-fluorphenyl)-3-(2-fluorphenyl)urinstof, 1-(5-(1-ethyl-7-(2-methoxyethylamino)-2-oxo-1,2-dihydro-1,6-naphthyridin-3-yl)-2,4-difluorphenyl)-3-phenylurinstof, 1-(5-(1-ethyl-7-(2-methoxyethylamino)-2-oxo-1,2-dihydro-1,6-naphthyridin-3-yl)-2-fluor-4-methylphenyl)-3-phenylurinstof, 1-(5-(1-ethyl-7-(methyldiamino)-2-oxo-1,2-dihydro-1,6-naphthyridin-3-yl)-2-fluor-4-methylphenyl)-3-(2-
 5 fluorphenyl)urinstof, 1-(4-chlor-5-(1-ethyl-7-(3-methoxypropylamino)-2-oxo-1,2-dihydro-1,6-naphthyridin-3-yl)-2-fluorphenyl)-3-phenylurinstof,
 1-(2,4-difluor-5-(1-isopropyl-7-(methylamino)-2-oxo-1,2-dihydro-1,6-naphthyridin-3-yl)phenyl)-3-(3-fluorphenyl)urinstof, 1-(2-fluor-5-(1-isopropyl-7-(methylamino)-2-oxo-1,2-dihydro-1,6-naphthyridin-3-yl)-4-methylphenyl)-3-(3-fluorphenyl)urinstof, 1-(4-chlor-5-(1-ethyl-2-oxo-7-(tetrahydro-2H-pyran-4-ylamino)-1,2-dihydro-1,6-naphthyridin-3-yl)-2-fluorphenyl)-3-phenylurinstof, (S)-1-(4-chlor-5-(1-ethyl-7-(1-methoxypropan-2-ylamino)-2-oxo-1,2-dihydro-1,6-naphthyridin-3-yl)-2-fluorphenyl)-3-phenylurinstof,
 10 1-(5-(1-ethyl-7-(methylamino)-2-oxo-1,2-dihydro-1,6-naphthyridin-3-yl)-2-fluor-4-methylphenyl)-3-(3-fluorphenyl)urinstof, 1-(5-(7-(cyclopropylamino)-1-ethyl-2-oxo-1,2-dihydro-1,6-naphthyridin-3-yl)-2-fluor-4-methylphenyl)-3-(3-fluorphenyl)urinstof, 1-(4-chlor-5-(1-ethyl-7-(1-methylpiperidin-4-ylamino)-2-oxo-1,2-dihydro-1,6-naphthyridin-3-yl)-2-fluorphenyl)-3-phenylurinstof, 1-(4-chlor-5-(1-ethyl-2-oxo-7-(THF-3-ylamino)-1,2-dihydro-1,6-naphthyridin-3-yl)-2-fluorphenyl)-3-phenylurinstof, 1-(4-chlor-5-(1-ethyl-7-(2-(methylsulfonyl)ethylamino)-2-oxo-1,2-dihydro-1,6-naphthyridin-3-yl)-2-fluorphenyl)-3-phenylurinstof, 1-(4-chlor-5-(1-ethyl-7-(1-methylpyrrolidin-3-ylamino)-2-oxo-1,2-dihydro-1,6-naphthyridin-3-yl)-2-
 15 fluorphenyl)-3-phenylurinstof, 1-(4-brom-5-(1-ethyl-7-(methylamino)-2-oxo-1,2-dihydro-1,6-naphthyridin-3-yl)-2-fluorphenyl)-3-(3-fluorphenyl)urinstof, 1-(4-brom-5-(1-ethyl-7-(2-methoxyethylamino)-2-oxo-1,2-dihydro-1,6-naphthyridin-3-yl)-2-fluorphenyl)-3-phenylurinstof,
 20 1-(4-brom-5-(1-ethyl-7-(2-(methylsulfonyl)ethylamino)-2-oxo-1,2-dihydro-1,6-naphthyridin-3-yl)-2-fluorphenyl)-3-phenylurinstof, 1-(5-(7-acetamido-1-ethyl-2-oxo-1,2-dihydro-1,6-naphthyridin-3-yl)-4-brom-2-fluorphenyl)-3-phenylurinstof, 1-(5-(7-acetamido-1-ethyl-2-oxo-1,2-dihydro-1,6-naphthyridin-3-yl)-4-chlor-2-fluorphenyl)-3-phenylurinstof, 1-(4-chlor-5-(1-ethyl-7-(methylamino)-2-oxo-1,2-dihydro-1,6-naphthyridin-3-yl)-2-fluorphenyl)-3-(3,5-difluorphenyl)urinstof, 1-(4-brom-2-fluor-5-(1-methyl-7-(methylamino)-2-oxo-1,2-dihydro-1,6-naphthyridin-3-yl)phenyl)-3-phenylurinstof, 1-(5-(7-amino-1-ethyl-2-oxo-1,2-dihydro-1,6-naphthyridin-3-yl)-4-brom-2-fluorphenyl)-3-phenylurinstof, 1-(5-(7-amino-1-ethyl-2-oxo-1,2-dihydro-1,6-naphthyridin-3-yl)-2-fluor-4-methylphenyl)-3-(3-fluorphenyl)urinstof, 1-
 25 (benzo[b]thiophen-3-yl)-3-(5-(1-ethyl-7-(methylamino)-2-oxo-1,2-dihydro-1,6-naphthyridin-3-yl)-2-fluor-4-methylphenyl)urinstof, 1-(3,5-difluorphenyl)-3-(5-(1-ethyl-7-(methylamino)-2-oxo-1,2-dihydro-1,6-naphthyridin-3-yl)-2-fluor-4-methylphenyl)urinstof, 1-(2,5-difluorphenyl)-3-(5-(1-ethyl-7-(methylamino)-2-oxo-1,2-dihydro-1,6-naphthyridin-3-yl)-2,4-difluorphenyl)urinstof, 1-(3,5-difluorphenyl)-3-(5-(1-ethyl-7-(methylamino)-2-oxo-1,2-dihydro-1,6-naphthyridin-3-yl)-2,4-
 30 difluorphenyl)urinstof, N-(3-(2-brom-4-fluor-5-(3-phenylureido)phenyl)-1-ethyl-2-oxo-1,2-dihydro-1,6-naphthyridin-7-yl)-2-cyanoacetamid, N-(3-(2-chlor-4-fluor-5-(3-phenylureido)phenyl)-1-ethyl-2-oxo-1,2-dihydro-1,6-naphthyridin-7-yl)-2-cyanoacetamid,
 35 1-(5-(7-acetamido-1-ethyl-2-oxo-1,2-dihydro-1,6-naphthyridin-3-yl)-2,4-difluorphenyl)-3-phenylurinstof, N-(3-(2-chlor-5-(3-(3,5-difluorphenyl)ureido)-4-fluorphenyl)-1-ethyl-2-oxo-1,2-dihydro-

1,6-naphthyridin-7-yl)acetamid, 1-(4-chlor-5-(1-ethyl-7-(methylamino)-2-oxo-1,2-dihydro-1,6-naphthyridin-3-yl)-2-fluorphenyl)-3-(2,5-difluorphenyl)urinstof, 1-(3-chlor-5-fluorphenyl)-3-(5-(1-ethyl-7-(methylamino)-2-oxo-1,2-dihydro-1,6-naphthyridin-3-yl)-2-fluor-4-methylphenyl)urinstof, 3-(3-(2-chlor-4-fluor-5-(3-phenylureido)phenyl)-1-ethyl-2-oxo-1,2-dihydro-1,6-naphthyridin-7-yl)-1,1-dimethylurinstof, 1-(4-chlor-5-(1-ethyl-7-(methylamino)-2-oxo-1,2-dihydro-1,6-naphthyridin-3-yl)-2-fluorphenyl)-3-(3-chlor-5-fluorphenyl)urinstof, 1-(4-chlor-5-(1-ethyl-7-(methylamino)-2-oxo-1,2-dihydro-1,6-naphthyridin-3-yl)-2-fluorphenyl)-3-(3-fluor-5-methylphenyl)urinstof, methyl-(3-(2-chlor-4-fluor-5-(3-phenylureido)phenyl)-1-ethyl-2-oxo-1,2-dihydro-1,6-naphthyridin-7-yl)carbammat, N-(3-(2-chlor-4-fluor-5-(3-phenylureido)phenyl)-1-ethyl-2-oxo-1,2-dihydro-1,6-naphthyridin-7-yl)-2-methoxyacetamid, 2-cyano-N-(3-(2,4-difluor-5-(3-phenylureido)phenyl)-1-ethyl-2-oxo-1,2-dihydro-1,6-naphthyridin-7-yl)acetamid, 1-(4-cyano-5-(1-ethyl-7-(methylamino)-2-oxo-1,2-dihydro-1,6-naphthyridin-3-yl)-2-fluorphenyl)-3-phenylurinstof, 1-(4-chlor-2-fluor-5-(1-isopropyl-7-(methylamino)-2-oxo-1,2-dihydro-1,6-naphthyridin-3-yl)phenyl)-3-(3-fluorphenyl)urinstof, N-(1-ethyl-3-(4-fluor-5-(3-(3-fluorphenyl)ureido)-2-methylphenyl)-2-oxo-1,2-dihydro-1,6-naphthyridin-7-yl)acetamid, 1-(4-chlor-5-(1-ethyl-7-(methylamino)-2-oxo-1,2-dihydro-1,6-naphthyridin-3-yl)-2-fluorphenyl)-3-(3-((4-methylpiperazin-1-yl)methyl)phenyl)urinstof, N-(1-ethyl-3-(4-fluor-2-methyl-5-(3-phenylureido)phenyl)-2-oxo-1,2-dihydro-1,6-naphthyridin-7-yl)acetamid, N-(3-(2-chlor-4-fluor-5-(3-phenylureido)phenyl)-1-ethyl-2-oxo-1,2-dihydro-1,6-naphthyridin-7-yl)-3-hydroxyazetidid-1-carboxamid, 1-(5-(1-ethyl-7-(methylamino)-2-oxo-1,2-dihydro-1,6-naphthyridin-3-yl)-2-fluor-4-methylphenyl)-3-(3-((4-methylpiperazin-1-yl)methyl)phenyl)urinstof, 1-(4-brom-5-1-ethyl-7-(methylamino)-2-oxo-1,2-dihydro-1,6-naphthyridin-3-yl)-2-fluorphenyl)-3-(3-((4-methylpiperazin-1-yl)methyl)phenyl)urinstof, (R)-N-(3-(2-chlor-4-fluor-5-(3-phenylureido)phenyl)-1-ethyl-2-oxo-1,2-dihydro-1,6-naphthyridin-7-yl)-3-(dimethylamino)pyrrolidin-1-carboxamid, (S)-N-(3-(2-chlor-4-fluor-5-(3-phenylureido)phenyl)-1-ethyl-2-oxo-1,2-dihydro-1,6-naphthyridin-7-yl)pyrrolidin-2-carboxamid, N-(3-(2-chlor-4-fluor-5-(3-phenylureido)phenyl)-1-isopropyl-2-oxo-1,2-dihydro-1,6-naphthyridin-7-yl)acetamid, 1-(4-chlor-5-(1-ethyl-7-(methylamino)-2-oxo-1,2-dihydro-1,6-naphthyridin-3-yl)-2-fluorphenyl)-3-(4-fluor-3-((4-methylpiperazin-1-yl)methyl)phenyl)urinstof, 1-(4-chlor-5-(1-ethyl-7-(methylamino)-2-oxo-1,2-dihydro-1,6-naphthyridin-3-yl)-2-fluorphenyl)-3-(3-fluor-5-((4-methylpiperazin-1-yl)methyl)phenyl)urinstof, 1-(5-(1-ethyl-7-(methylamino)-2-oxo-1,2-dihydro-1,6-naphthyridin-3-yl)-2-fluor-4-methylphenyl)-3-(4-fluor-3-((4-methylpiperazin-1-yl)methyl)phenyl)urinstof, 1-(5-(1-ethyl-7-(methylamino)-2-oxo-1,2-dihydro-1,6-naphthyridin-3-yl)-2,4-difluorphenyl)-3-(4-fluor-3-((4-methylpiperazin-1-yl)methyl)phenyl)urinstof, 1-(4-chlor-5-(1-ethyl-7-(methylamino)-2-oxo-1,2-dihydro-1,6-naphthyridin-3-yl)-2-fluorphenyl)-3-(3-cyanophenyl)urinstof, 1-(4-chlor-5-(1-ethyl-7-((3-morpholinopropyl)amino)-2-oxo-1,2-dihydro-1,6-naphthyridin-3-yl)-2-fluorphenyl)-3-phenylurinstof, 1-(5-(7-amino-1-ethyl-2-oxo-1,2-dihydro-1,6-naphthyridin-3-yl)-2-fluor-4-methylphenyl)-3-(4-fluor-3-((4-methylpiperazin-1-yl)methyl)phenyl)urinstof, 1-(4-chlor-5-(1-ethyl-7-(methylamino)-2-oxo-1,2-dihydro-1,6-naphthyridin-3-yl)-2-fluorphenyl)-3-(3-((dimethylamino)methyl)-4-fluorphenyl)urinstof, 1-(4-chlor-5-(1-ethyl-7-(methylamino)-2-oxo-1,2-dihydro-1,6-naphthyridin-3-yl)-2-fluorphenyl)-3-(4-fluor-3-(morpholinomethyl)phenyl)urinstof, (S)-N-(3-(2-chlor-4-fluor-5-(3-phenylureido)phenyl)-1-ethyl-2-oxo-1,2-dihydro-1,6-naphthyridin-7-yl)-3-(dimethylamino)pyrrolidin-1-carboxamid, 1-(4-chlor-5-(1-ethyl-7-

(methylamino)-2-oxo-1,2-dihydro-1,6-naphthyridin-3-yl)-2-fluorphenyl)-3-(4-fluor-3-(pyrrolidin-1-ylmethyl)phenyl)urinstof, 3-(3-(2-chlor-4-fluor-5-(3-(3-fluorphenyl)ureido)phenyl)-1-isopropyl-2-oxo-1,2-dihydro-1,6-naphthyridin-7-yl)-1,1-dimethylurinstof, N-(3-(2-chlor-4-fluor-5-(3-(3-fluorphenyl)ureido)phenyl)-1-isopropyl-2-oxo-1,2-dihydro-1,6-naphthyridin-7-yl)acetamid, N-(1-ethyl-3-(4-fluor-5-(3-(4-fluor-3-((4-methylpiperazin-1-yl)methyl)phenyl)ureido)-2-methylphenyl)-2-oxo-1,2-dihydro-1,6-naphthyridin-7-yl)formamid, 3-(1-ethyl-3-(4-fluor-2-methyl-5-(3-phenylureido)phenyl)-2-oxo-1,2-dihydro-1,6-naphthyridin-7-yl)1,1-dimethylurinstof, N-(3-(2-chlor-4-fluor-5-(3-phenylureido)phenyl)-1-ethyl-2-oxo-1,2-dihydro-1,6-naphthyridin-7-yl)-3-(dimethylamino)azetidin-1-carboxamid, 3-(3-(2-chlor-4-fluor-5-(3-phenylureido)phenyl)-1-isopropyl-2-oxo-1,2-dihydro-1,6-naphthyridin-7-yl)-1,1-dimethylurinstof, 3-(3-(5-(3-(benzo[b]thiophen-3-yl)ureido)-4-fluor-2-methylphenyl)-1-ethyl-2-oxo-1,2-dihydro-1,6-naphthyridin-7-yl)-1,1-dimethylurinstof, 3-(3-2-brom-4-fluor-5-(3-phenylureido)phenyl)-1-ethyl-2-oxo-1,2-dihydro-1,6-naphthyridin-7-yl)-1,1-dimethylurinstof, 3-(1-ethyl-3-(4-fluor-5-(3-(3-fluorphenyl)ureido)-2-methylphenyl)-2-oxo-1,2-dihydro-1,6-naphthyridin-7-yl)-1,1-dimethylurinstof, N-(3-(2-chlor-4-fluor-5-(3-(4-fluor-3-(morpholinomethyl)phenyl)ureido)phenyl)-1-ethyl-2-oxo-1,2-dihydro-1,6-naphthyridin-7-yl)formamid, 3-(3-(5-(3-(3,5-difluorphenyl)ureido)-4-fluor-2-methylphenyl)-1-ethyl-2-oxo-1,2-dihydro-1,6-naphthyridin-7-yl)-1,1-dimethylurinstof, N-(3-(4-fluor-2-methyl-5-(3-phenylureido)phenyl)-1-isopropyl-2-oxo-1,2-dihydro-1,6-naphthyridin-7-yl)azetidin-1-carboxamid, N-(1-ethyl-3-(4-fluor-2-methyl-5-(3-phenylureido)phenyl)-2-oxo-1,2-dihydro-1,6-naphthyridin-7-yl)azetidin-1-carboxamid, 1-(5-(1-ethyl-7-((6-methylpyridin-3-yl)amino)-2-oxo-1,2-dihydro-1,6-naphthyridin-3-yl)-2-fluor-4-methylphenyl)-3-phenylurinstof, 3-(3-(2,4-difluor-5-(3-phenylureido)phenyl)-1-ethyl-2-oxo-1,2-dihydro-1,6-naphthyridin-7-yl)-1,1-dimethylurinstof, 3-(dimethylamino)-N-(1-ethyl-3-(4-fluor-2-methyl-5-(3-phenylureido)phenyl)-2-oxo-1,2-dihydro-1,6-naphthyridin-7-yl)azetidin-1-carboxamid, 1-(5-(1-ethyl-7-(methylamino)-2-oxo-1,2-dihydro-1,6-naphthyridin-3-yl)-2-fluor-4-iodphenyl)-3-phenylurinstof, og 1-(5-(1-ethyl-7-((1-methyl-1H-pyrazol-4-yl)amino)-2-oxo-1,2-dihydro-1,6-naphthyridin-3-yl)-2-fluor-4-methylphenyl)-3-phenylurinstof.

2. Forbindelse til anvendelse ifølge krav 1, hvor forbindelsen er valgt fra gruppen, som består af:

1-(5-(1-ethyl-7-(methylamino)-2-oxo-1,2-dihydro-1,6-naphthyridin-3-yl)-2,4-difluorphenyl)-3-phenylurinstof, 1-(benzo[b]thiophen-3-yl)-3-(5-(1-ethyl-7-(methylamino)-2-oxo-1,2-dihydro-1,6-naphthyridin-3-yl)-2,4-difluorphenyl)urinstof, 1-(5-(7-amino-1-ethyl-2-oxo-1,2-dihydro-1,6-naphthyridin-3-yl)-4-chlor-2-fluorphenyl)-3-(3-fluorphenyl)urinstof, 1-(5-(7-amino-1-ethyl-2-oxo-1,2-dihydro-1,6-naphthyridin-3-yl)-4-chlor-2-fluorphenyl)-3-phenylurinstof, 1-(5-(1-ethyl-7-(methylamino)-2-oxo-1,2-dihydro-1,6-naphthyridin-3-yl)-2-fluor-4-methylphenyl)-3-phenylurinstof, 1-[4-chlor-5-(1-ethyl-7-methylamino-2-oxo-1,2-dihydro-[1,6]-naphthyridin-3-yl)-2-fluorphenyl]-3-(3-fluorphenyl)urinstof, 1-(4-brom-5-(1-ethyl-7-(methylamino)-2-oxo-1,2-dihydro-1,6-naphthyridin-3-yl)-2-fluorphenyl)-3-phenylurinstof, 1-(benzo[b]thiophen-3-yl)-3-(4-chlor-5-(1-ethyl-7-(methylamino)-2-oxo-1,2-dihydro-1,6-naphthyridin-3-yl)-2-fluorphenyl)urinstof, 1-(5-(1-ethyl-7-(methylamino)-2-oxo-1,2-dihydro-1,6-naphthyridin-3-yl)-2-fluor-4-methylphenyl)-3-(3-fluorphenyl)urinstof, 1-(5-(7-amino-1-ethyl-2-oxo-1,2-dihydro-1,6-naphthyridin-3-yl)-4-brom-2-fluorphenyl)-3-phenylurinstof, 1-(benzo[b]thiophen-3-yl)-3-(5-(1-ethyl-7-(methylamino)-2-oxo-1,2-dihydro-1,6-naphthyridin-3-yl)-2-fluor-4-methylphenyl)urinstof, 3-(3-(2-chlor-4-fluor-5-(3-phenylureido)phenyl)-1-ethyl-2-oxo-1,2-dihydro-1,6-naphthyridin-7-yl)-1,1-

dimethylurinstof, N-(1-ethyl-3-(4-fluor-5-(3-(3-fluorphenyl)ureido)-2-methylphenyl)-2-oxo-1,2-dihydro-1,6-naphthyridin-7-yl)acetamid, N-(1-ethyl-3-(4-fluor-2-methyl-5-(3-phenylureido)phenyl)-2-oxo-1,2-dihydro-1,6-naphthyridin-7-yl)acetamid og 3-(1-ethyl-3-(4-fluor-2-methyl-5-(3-phenylureido)phenyl)-2-oxo-1,2-dihydro-1,6-naphthyridin-7-yl)-1,1-dimethylurinstof.

- 5 3. Forbindelse til anvendelse ifølge krav 1, hvor c-KIT, onkogene former deraf eller polymorfer deraf, hvis kinaseaktivitet forårsager sygdommen, indeholder en missense-mutation, insertionsmutation eller en deletionsmutation kodet for af exoner omfattende Exon 9, Exon 11, Exon 13, Exon 14, Exon 17 eller Exon 18, der præsenterer enten individuelt eller i kombination.
4. Forbindelse til anvendelse ifølge krav 1, hvor forbindelsen er 1-(4-brom-5-(1-ethyl-7-(methylamino)-2-oxo-1,2-dihydro-1,6-naphthyridin-3-yl)-2-fluorphenyl)-3-phenylurinstof.
- 10 5. Forbindelse til anvendelse ifølge krav 1, hvor forbindelsen er 1-(5-(1-ethyl-7-(methylamino)-2-oxo-1,2-dihydro-1,6-naphthyridin-3-yl)-2-fluor-4-methylphenyl)-3-phenylurinstof.
6. Forbindelse til anvendelse ifølge krav 1, hvor forbindelsen er 1-(benzo[b]thiophen-3-yl)-3-(5-(1-ethyl-7-(methylamino)-2-oxo-1,2-dihydro-1,6-naphthyridin-3-yl)-2-fluor-4-methylphenyl)urinstof.
- 15 7. Forbindelse til anvendelse ifølge krav 1, hvor forbindelsen er 1-(5-(7-amino-1-ethyl-2-oxo-1,2-dihydro-1,6-naphthyridin-3-yl)-4-brom-2-fluorphenyl)-3-phenylurinstof.
8. Forbindelse til anvendelse ifølge krav 1, hvor forbindelsen er 1-(5-(7-amino-1-ethyl-2-oxo-1,2-dihydro-1,6-naphthyridin-3-yl)-4-chlor-2-fluorphenyl)-3-phenylurinstof,
9. Forbindelse til anvendelse ifølge krav 4, hvor sygdommen er gastrointestinale stromale tumorer.
- 20 10. Forbindelse til anvendelse ifølge krav 4, hvor sygdommen er melanom.
11. Forbindelse til anvendelse ifølge krav 4, hvor sygdommen er mastocytose.
12. Forbindelse til anvendelse ifølge krav 4, hvor sygdommen er akut myeloide leukæmi.
13. Forbindelse til anvendelse ifølge krav 4, hvor sygdommen er mastcelleleukæmi.
14. Forbindelse, der er 1-(3,5-difluorphenyl)-3-(5-(1-ethyl-7-(methylamino)-2-oxo-1,2-dihydro-1,6-naphthyridin-3-yl)-2,4-difluorphenyl)urinstof.
- 25 15. Farmaceutisk sammensætning, der omfatter forbindelsen ifølge krav 14 eller et salt deraf sammen med en farmaceutisk acceptabel bærer, hvilken bærer indbefatter et additiv der er valgt fra gruppen, som består af adjuvanter, hjælpestoffer, fortyndingsmidler og stabilisatorer.