



US00D433591S

United States Patent [19]
Piterski et al.

[11] **Patent Number: Des. 433,591**
[45] **Date of Patent: ** Nov. 14, 2000**

[54] **TOP OF A CORNER COOKTOP**

OTHER PUBLICATIONS

[76] Inventors: **Paul J. Piterski; Brahm H. Piterski**,
both of 737 Bay Vista Blvd., South, St.
Petersburg, Fla. 33705

KitchenAid, Inc.; Catalog 21008RC499; 1999; Models
KECD805E (p. 21), KIRD801X/KIRD861X; and
KIRD802X/KIRD862X (p. 31).

[**] Term: **14 Years**

Primary Examiner—Robert M. Spear
Attorney, Agent, or Firm—David Kiewit

[21] Appl. No.: **29/105,688**

[57] **CLAIM**

[22] Filed: **Jun. 1, 1999**

The ornamental design for a top of a corner cooktop, as
shown and described.

[51] **LOC (7) Cl.** **07-02**

[52] **U.S. Cl.** **D7/346**

[58] **Field of Search** D7/339, 340, 341,
D7/346, 347, 348, 407, 408; 126/39 H,
39 J, 214 A; 219/443.1, 446.1, 466.1, 478,
480

DESCRIPTION

FIG. 1 is a perspective view of a top of a corner cooktop
showing our new design.

FIG. 2 is a top plan view thereof.

FIG. 3 is a front elevational view thereof.

FIG. 4 is a rear elevational view thereof; and,

FIG. 5 is a left side elevational view thereof, the right side
elevational view being a mirror image thereof.

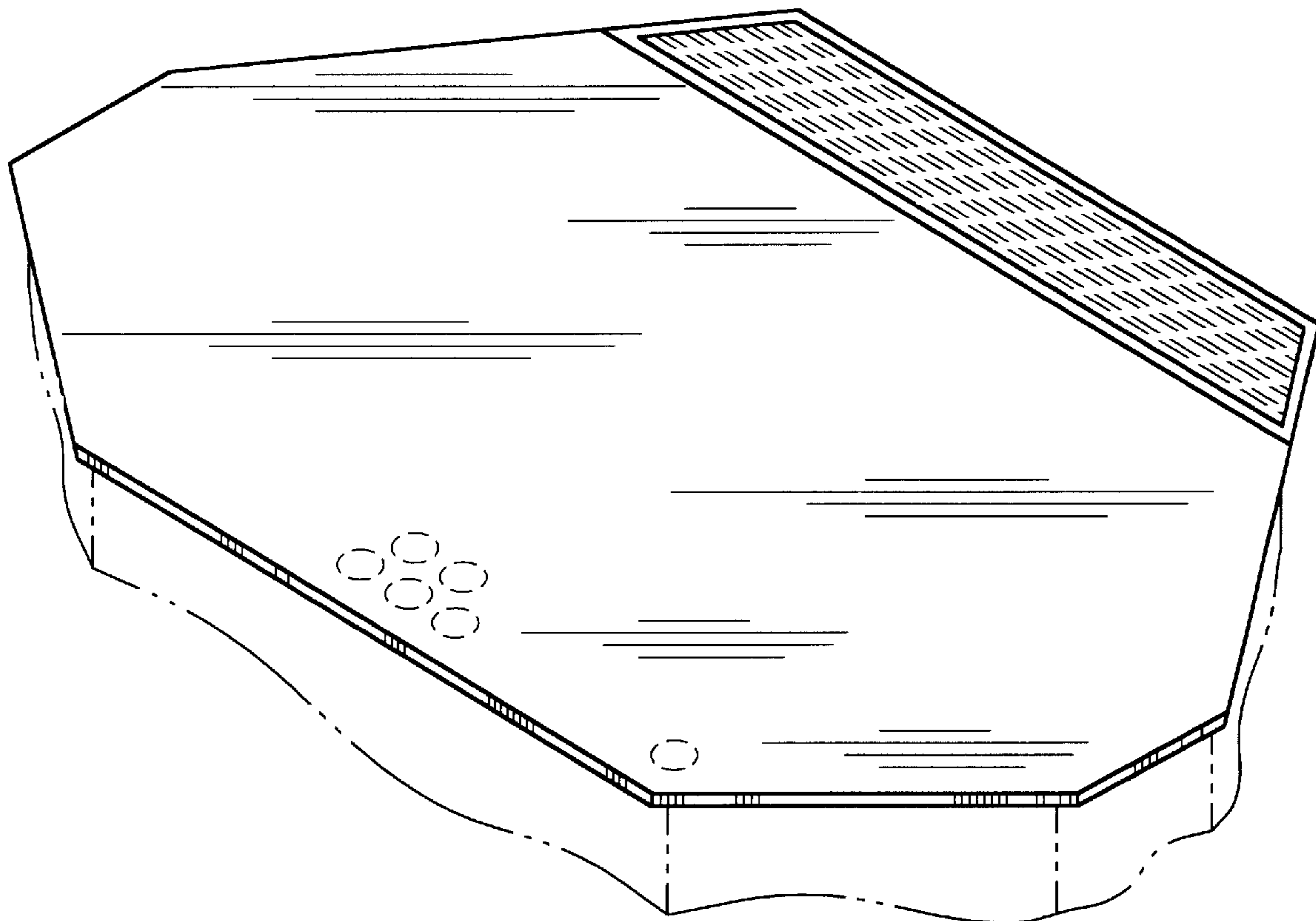
The broken lines in the drawings are for illustrative purposes
only and form no part of the claimed design.

[56] **References Cited**

U.S. PATENT DOCUMENTS

D. 85,354	10/1931	Teller et al.	D7/340
D. 86,874	4/1932	Teller et al.	D7/347
D. 124,799	1/1941	Staub	D7/340
D. 312,748	12/1990	Jung et al.	D7/407

1 Claim, 3 Drawing Sheets



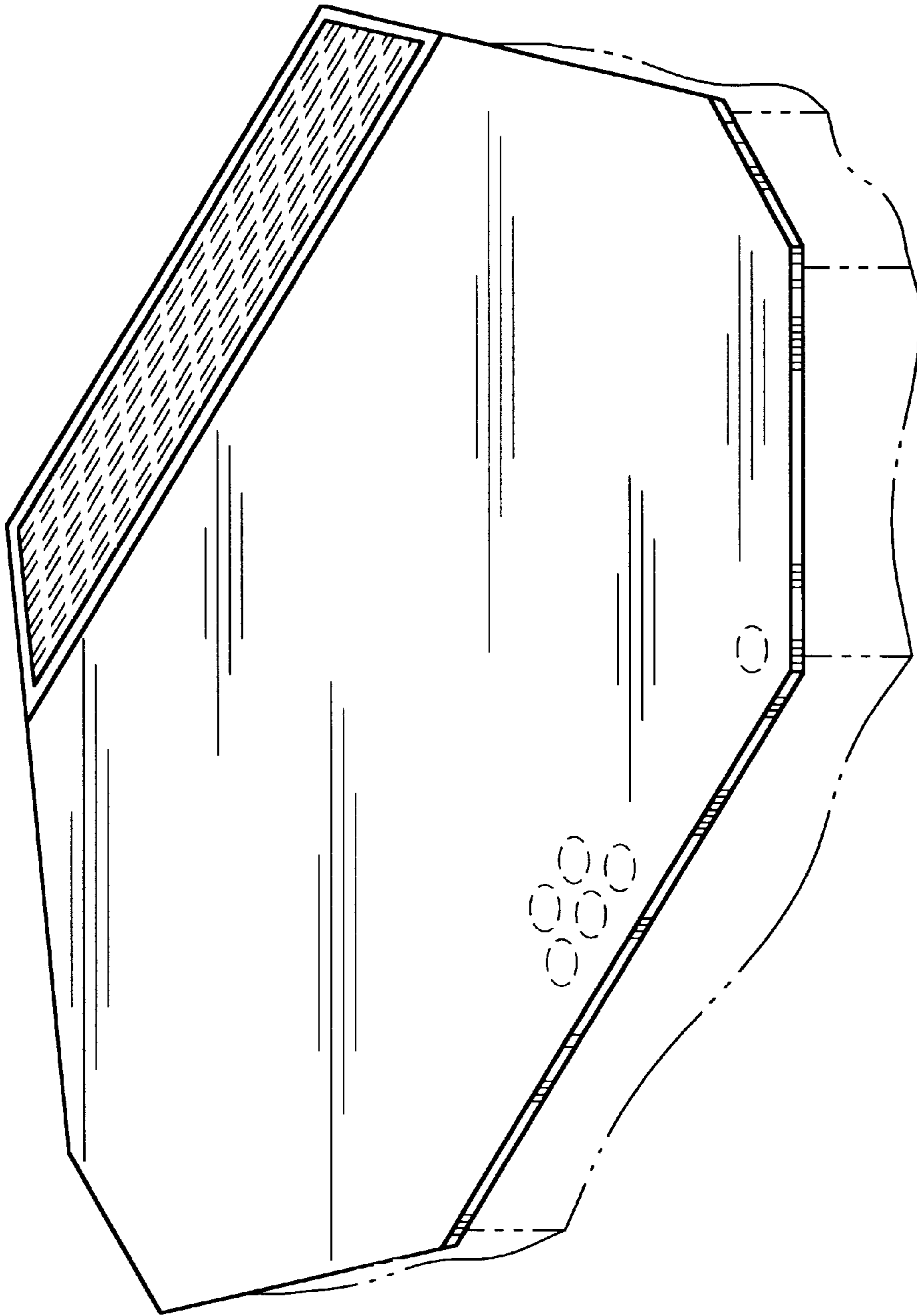


FIG. 1

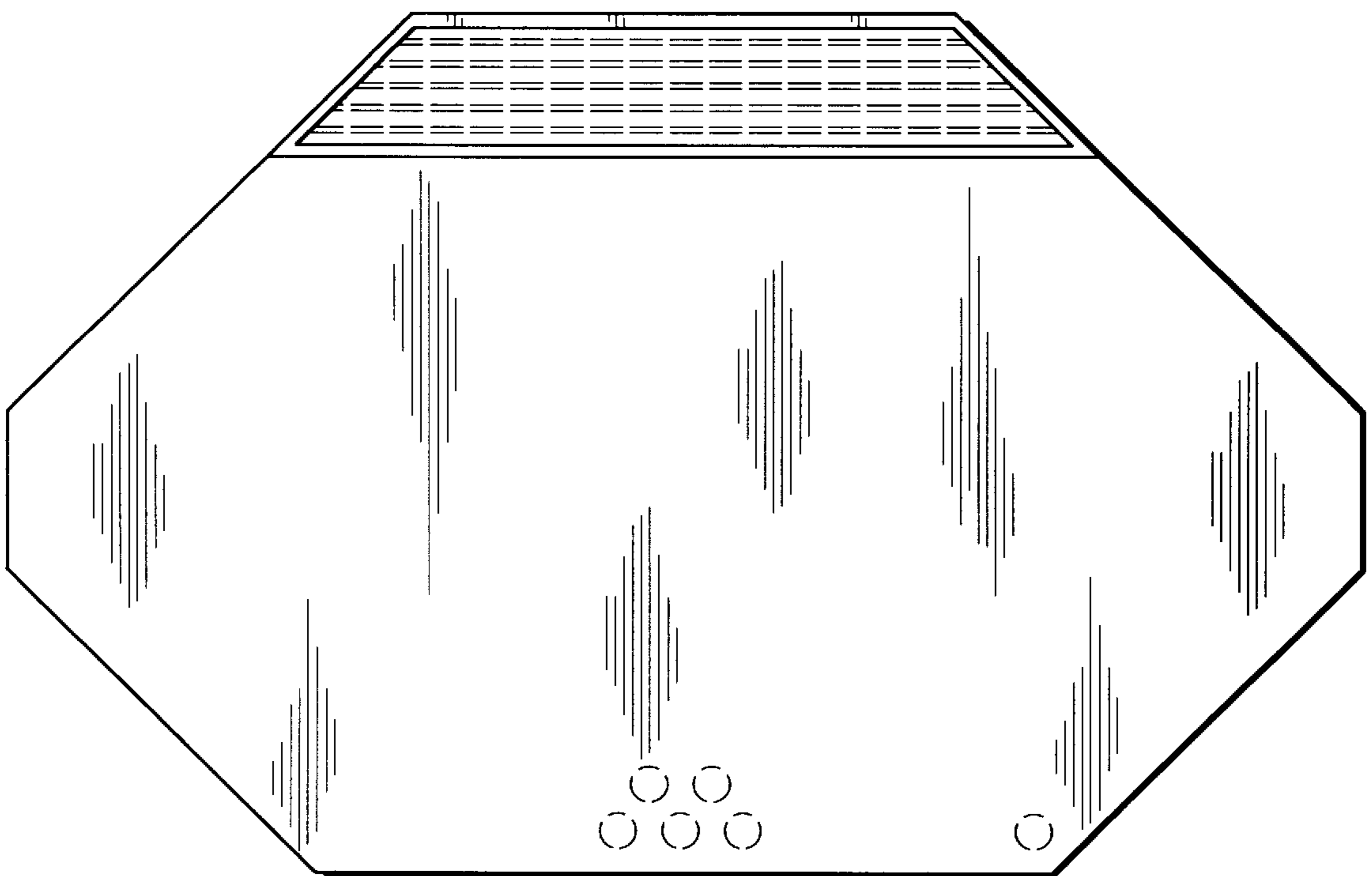


FIG. 2



FIG. 3




FIG. 4

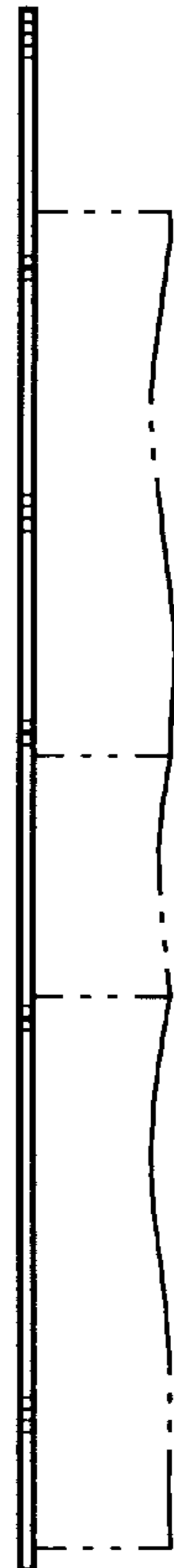


FIG. 5