



US00D347822S

United States Patent [19]

[11] Patent Number: Des. 347,822

Tong

[45] Date of Patent: ** Jun. 14, 1994

[54] REAR PORTION OF A RECHARGEABLE BATTERY PACK FOR USE ON A CAMCORDER

5,119,008 6/1992 Morita et al. 320/2

[75] Inventor: Yui-Lung G. Tong, Kowloon, Hong Kong

OTHER PUBLICATIONS

Camcorder Batteries on p. 108 of *MCM Electronics Cat. No. 27 Summer '91*.

[73] Assignee: Totex Limited, Hong Kong

Primary Examiner—Wallace R. Burke

Assistant Examiner—Joel Sincavage

[**] Term: 14 Years

Attorney, Agent, or Firm—Ostrolenk, Faber, Gerb & Soffen

[21] Appl. No.: 7,306

[57] CLAIM

[22] Filed: Apr. 19, 1993

The ornamental design for the rear portion of a rechargeable battery pack for use on a camcorder, as shown and described.

Related U.S. Application Data

[62] Division of Ser. No. 805,827, Dec. 11, 1991, abandoned.

DESCRIPTION

[30] Foreign Application Priority Data

Oct. 9, 1991 [GB] United Kingdom 2018128

[52] U.S. Cl. D13/103

[58] Field of Search 379/413, 428, 440, 441, 379/442; 320/2; 429/96, 97, 99, 100, 123, 163, 178; D13/103, 110

FIG. 1 is a front top, right side perspective view of a battery pack having the rear portion of a rechargeable battery pack for use on a camcorder showing my new design;

FIG. 2 is a rear elevational view thereof;

FIG. 3 is a right side elevational view thereof;

FIG. 4 is a left side elevational view thereof;

FIG. 5 is a top plan view thereof;

FIG. 6 is a bottom plan view thereof;

FIG. 7 is a rear, right side, bottom perspective view thereof; and,

FIG. 8 is a rear, right side, top perspective view thereof.

The broken lines show environmental structure for illustrative purposes only and form no part of the claimed design.

[56] References Cited

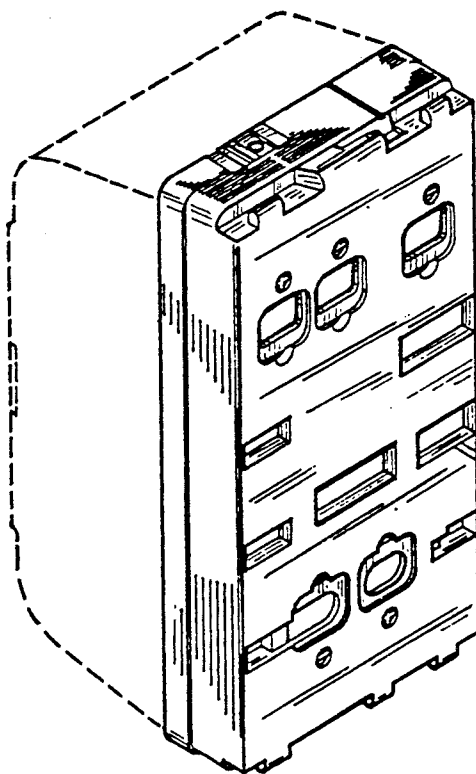
U.S. PATENT DOCUMENTS

D. 295,739 5/1988 Lanci et al. D13/103

D. 303,654 9/1989 Rauch D13/110

D. 305,639 1/1990 Miki et al. D13/103

5,117,172 5/1992 Chen 320/2 X



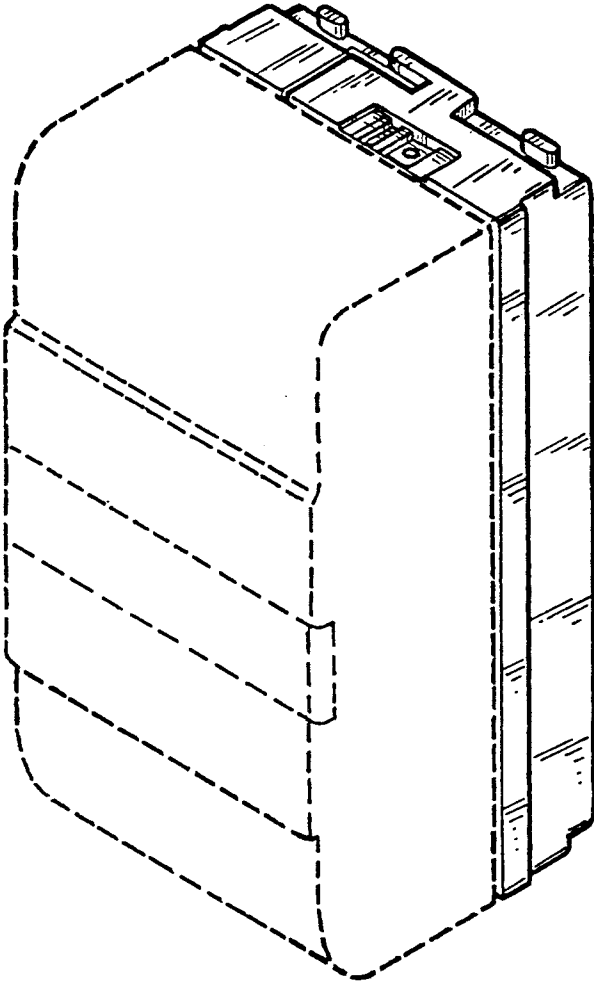


FIG. 1

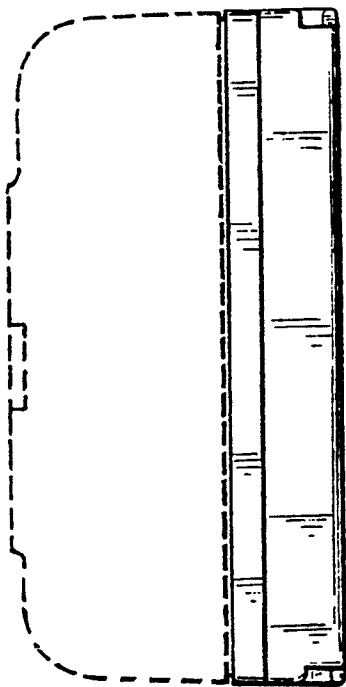


FIG. 3

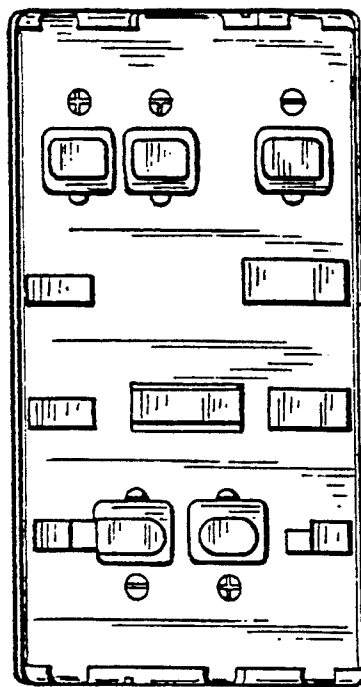


FIG. 2

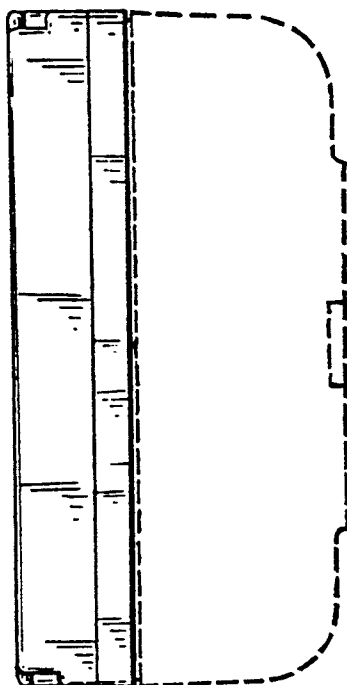


FIG. 4

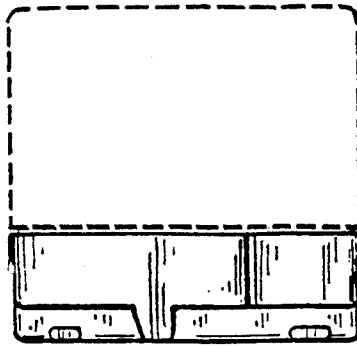


FIG. 6




FIG. 5

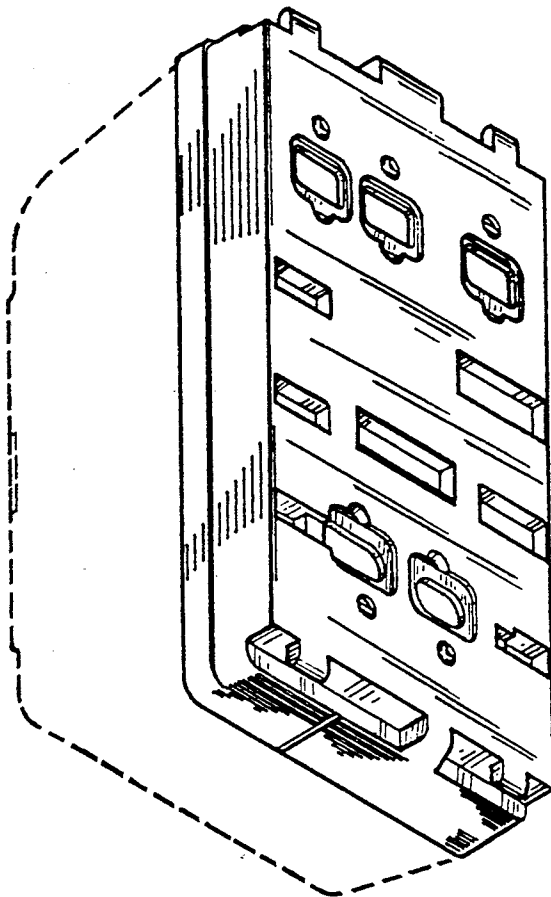


FIG. 7

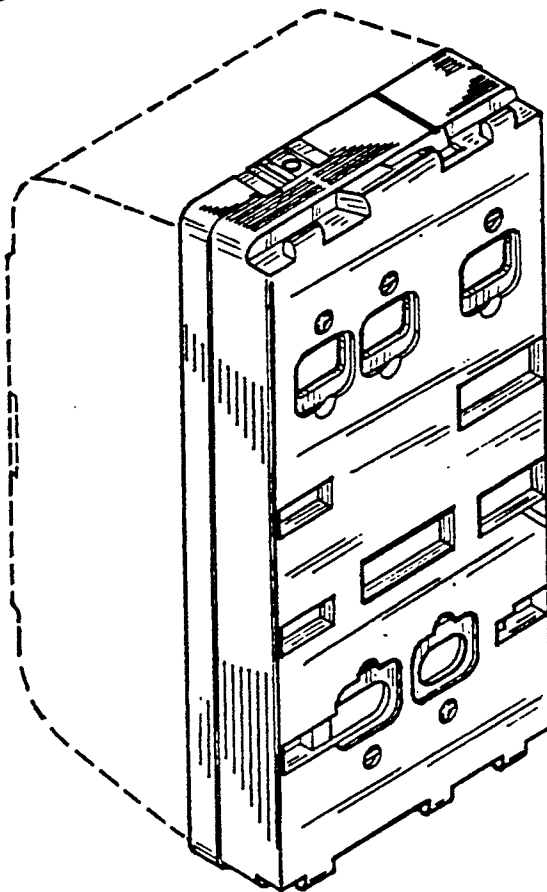


FIG. 8