



US00D673597S

(12) **United States Design Patent**  
**Schneider**

(10) **Patent No.:** **US D673,597 S**

(45) **Date of Patent:** **\*\* Jan. 1, 2013**

(54) **OPTIC DEVICE SECURING STRUCTURE**

(75) Inventor: **Steven M. Schneider**, Germantown, WI (US)

(73) Assignee: **Satisloh North America, Inc.**, Germantown, WI (US)

(\*\*) Term: **14 Years**

(21) Appl. No.: **29/426,878**

(22) Filed: **Jul. 11, 2012**

**Related U.S. Application Data**

(62) Division of application No. 29/387,636, filed on Mar. 16, 2011, now Pat. No. Des. 666,230.

(51) **LOC (9) Cl.** ..... **16-06**

(52) **U.S. Cl.** ..... **D16/130; D16/136**

(58) **Field of Classification Search** ..... D16/130, D16/136; D8/356, 399; 451/509, 460, 277, 451/384, 421, 285, 255, 365, 354, 405, 390; 359/611, 813; D15/122, 124, 126, 143, 507; 33/507

See application file for complete search history.

(56) **References Cited**

**U.S. PATENT DOCUMENTS**

1,184,496 A	5/1916	Stenvall	
D52,425 S *	9/1918	Blackmore	D8/399
2,225,193 A	12/1940	Benner et al.	
D136,473 S *	10/1943	Hutson	D8/399
2,573,668 A	10/1951	Long et al.	
2,853,925 A	9/1958	Lee	
2,861,402 A	11/1958	Okenfuss	
2,953,970 A	9/1960	Maynard	
3,118,198 A	1/1964	Prunier	
3,383,808 A	5/1968	Deshayes et al.	
3,996,701 A	12/1976	Ramirez et al.	
4,066,330 A	1/1978	Jones	
4,089,102 A	5/1978	Soper et al.	
D263,679 S	4/1982	Frieberg	
4,358,913 A	11/1982	Sorrells	
D271,209 S	11/1983	Feinbloom	
D272,745 S	2/1984	Feinbloom et al.	
4,733,945 A	3/1988	Bacich	

4,844,606 A	7/1989	Smith
4,867,563 A	9/1989	Wurm et al.
4,915,663 A	4/1990	Magers
4,951,349 A	8/1990	Dietrich et al.
5,011,274 A	4/1991	Wagner
5,069,586 A	12/1991	Casey
5,177,907 A	1/1993	Rothe et al.
D334,880 S	4/1993	Davey
5,249,082 A	9/1993	Newman
5,455,711 A	10/1995	Palmer
5,466,106 A	11/1995	Bone et al.
5,496,209 A	3/1996	Gaebe

(Continued)

**OTHER PUBLICATIONS**

U.S. Appl. No. 61/453,513 entitled "Securing Structure for Optic Device", filed with the United States Patent & Trademark Office on Mar. 16, 2011.

(Continued)

*Primary Examiner* — Paula Greene

(74) *Attorney, Agent, or Firm* — Whyte Hirschboeck Dudek S.C.

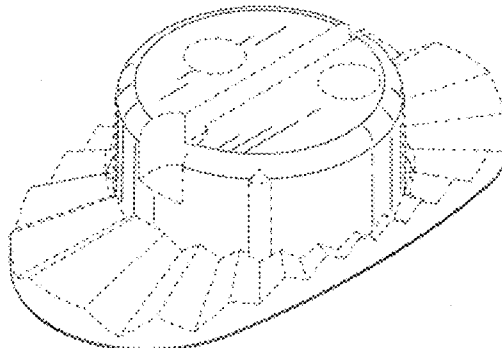
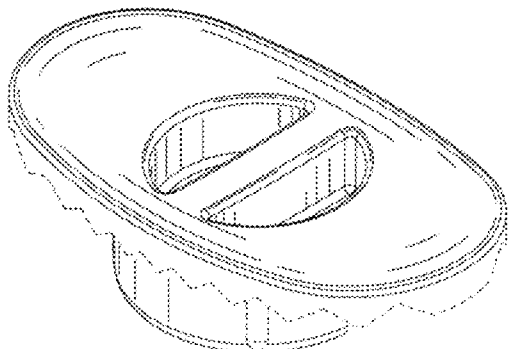
(57) **CLAIM**

The ornamental design for an optic device securing structure, as shown and described.

**DESCRIPTION**

FIG. 1 is a top perspective view of an optic device securing structure showing my new design; FIG. 2 is a bottom perspective view thereof; FIG. 3 is a top view thereof; FIG. 4 is a bottom view thereof; FIG. 5 is a first side view thereof; FIG. 6 is a second side view thereof; FIG. 7 is a front view thereof; and, FIG. 8 is a rear view thereof. The broken lines shown in FIGS. 1-8, that are immediately adjacent to the shaded areas, and define unshaded regions, represent the bounds of the first embodiment, while all other broken lines are directed to environment and are for illustrative purposes only. The broken lines form no part of the claimed design.

**1 Claim, 3 Drawing Sheets**



# US D673,597 S

Page 2

## U.S. PATENT DOCUMENTS

5,565,937	A	10/1996	Lee				
5,619,770	A	4/1997	Bell				
5,627,610	A	5/1997	Marui et al.				
5,638,147	A	6/1997	Wang-Lee				
5,649,856	A	7/1997	Cook				
5,669,807	A	9/1997	Moreau et al.				
5,748,281	A	5/1998	Simioni et al.				
5,760,867	A	6/1998	Pernicka et al.				
5,916,017	A	6/1999	Sedlock				
6,074,290	A	6/2000	Ko et al.				
6,163,926	A	12/2000	Watanabe				
D443,811	S	6/2001	Tisbo				
6,375,554	B1 *	4/2002	Murray et al.	.....	451/42		
6,400,516	B1	6/2002	Spinali				
6,467,902	B2	10/2002	Wang-Lee				
6,561,886	B2 *	5/2003	Roberts et al.	.....	451/277		
6,641,466	B2	11/2003	Wallendorf et al.				
6,645,058	B2	11/2003	Puzio et al.				
6,742,891	B2	6/2004	Chen				
7,066,797	B2	6/2006	Volken et al.				
D524,911	S	7/2006	Thompson et al.				
7,147,550	B2	12/2006	Chen				
7,500,908	B2	3/2009	Achy et al.				

## OTHER PUBLICATIONS

U.S. Appl. No. 13/421,208 entitled "Securing Structre for Optic Device", filed with the United States Patent & Trademark Office on Mar. 15, 2012.

\* cited by examiner

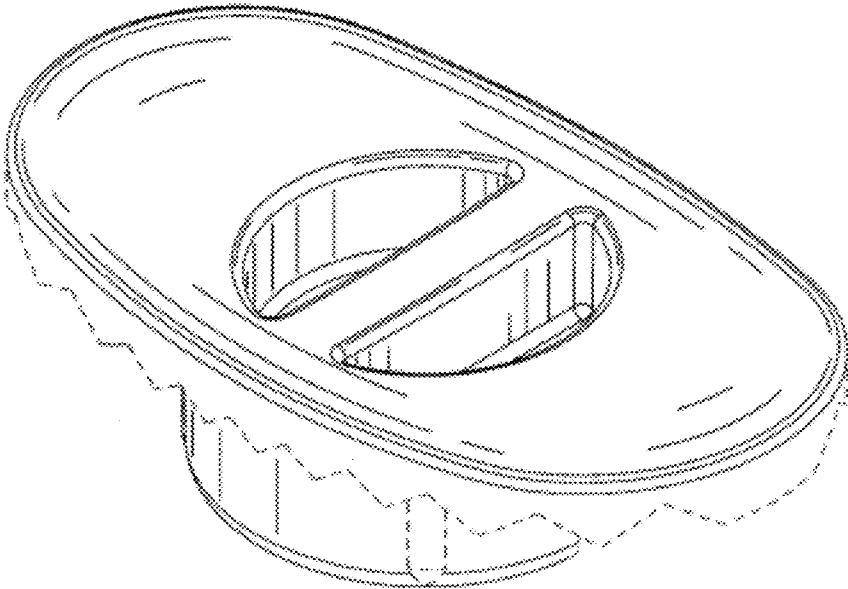


FIG. 1

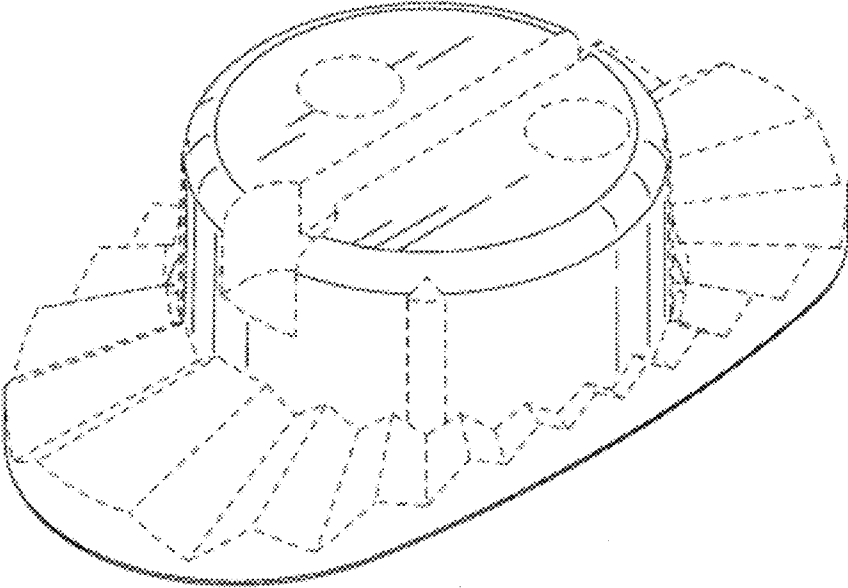


FIG. 2




FIG. 3

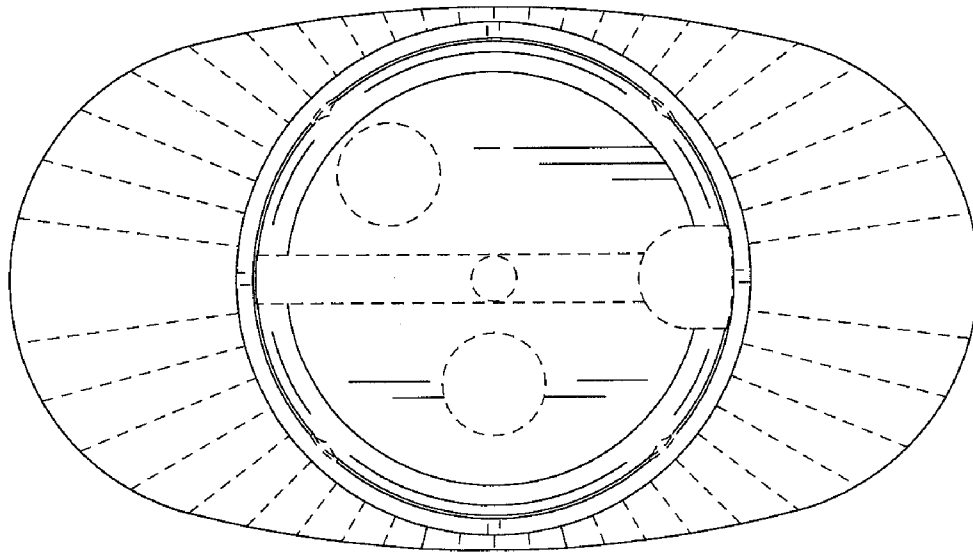


FIG. 4

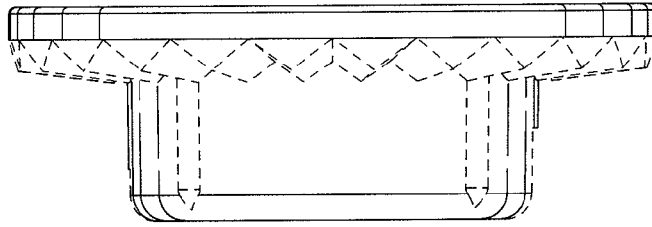


FIG. 5

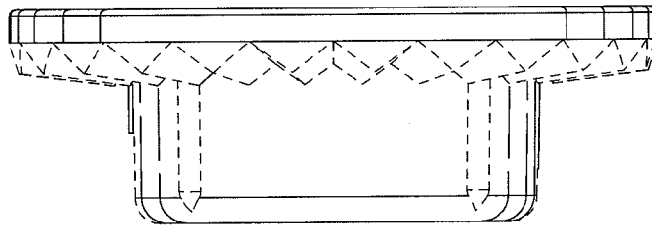


FIG. 6

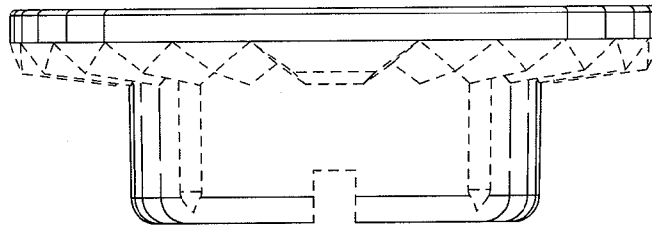


FIG. 7

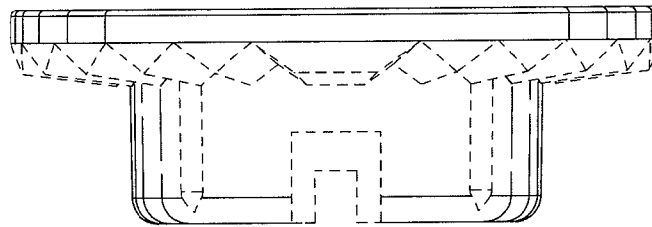


FIG. 8