



US00D347213S

United States Patent [19]

[11] Patent Number: **Des. 347,213**

Bianco

[45] Date of Patent: **** May 24, 1994**

[54] **SLOT CARD READER**

D. 278,069 3/1985 Wichinsky et al. D21/38
D. 330,891 11/1992 Urbas et al. D14/105 X

[75] Inventor: **James W. Bianco**, Enfield, Conn.

Primary Examiner—Wallace R. Burke
Assistant Examiner—Freda S. Nunn
Attorney, Agent, or Firm—John H. Crozier

[73] Assignee: **Control Module Inc.**, Enfield, Conn.

[**] Term: **14 Years**

[57] **CLAIM**

[21] Appl. No.: **11,396**

The ornamental design for a slot card reader, as shown and described.

[22] Filed: **Aug. 4, 1993**

[52] U.S. Cl. **D21/38; D21/38**

[58] Field of Search 235/380, 382, 382.5,
235/379; 382/2, 7, 13, 58, 62; 364/709.05,
709.06; D14/100, 105, 107; D21/1, 38


DESCRIPTION

FIG. 1 is a reduced front top and right side perspective view of a slot card reader showing my new design; FIG. 2 is a front elevational view thereof; FIG. 3 is a rear elevational view thereof; FIG. 4 is a right side elevational view thereof; FIG. 5 is a left side elevational view thereof; FIG. 6 is a top plan view thereof; and, FIG. 7 is a bottom plan view thereof.

[56] **References Cited**

U.S. PATENT DOCUMENTS

D. 187,477 3/1960 Hale D21/38
D. 272,164 1/1984 Heywood D21/38






FIG. 1

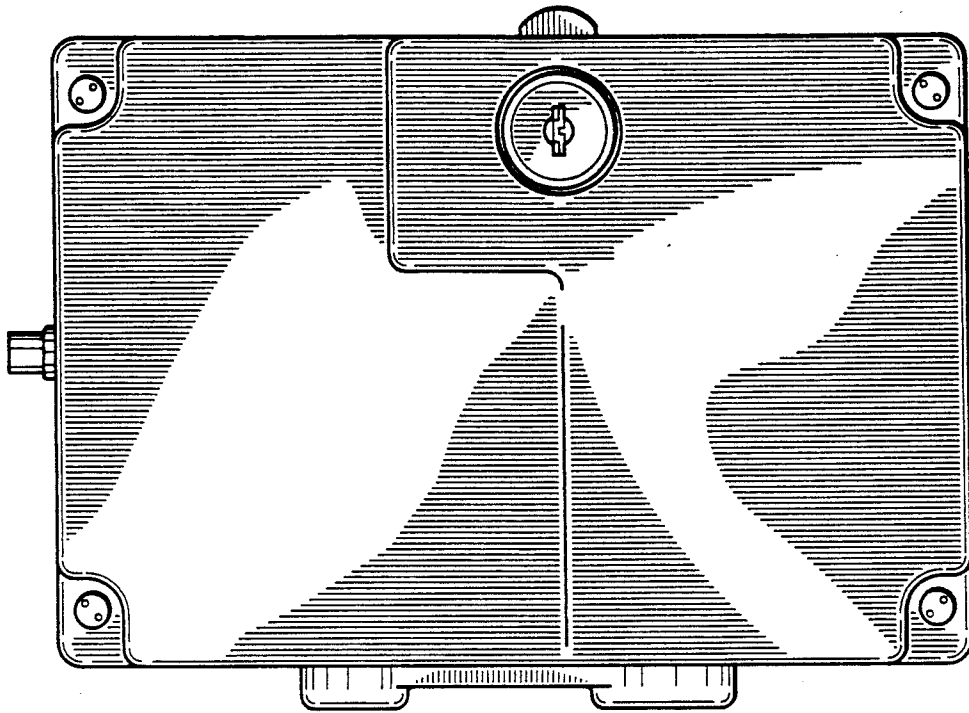


FIG. 3

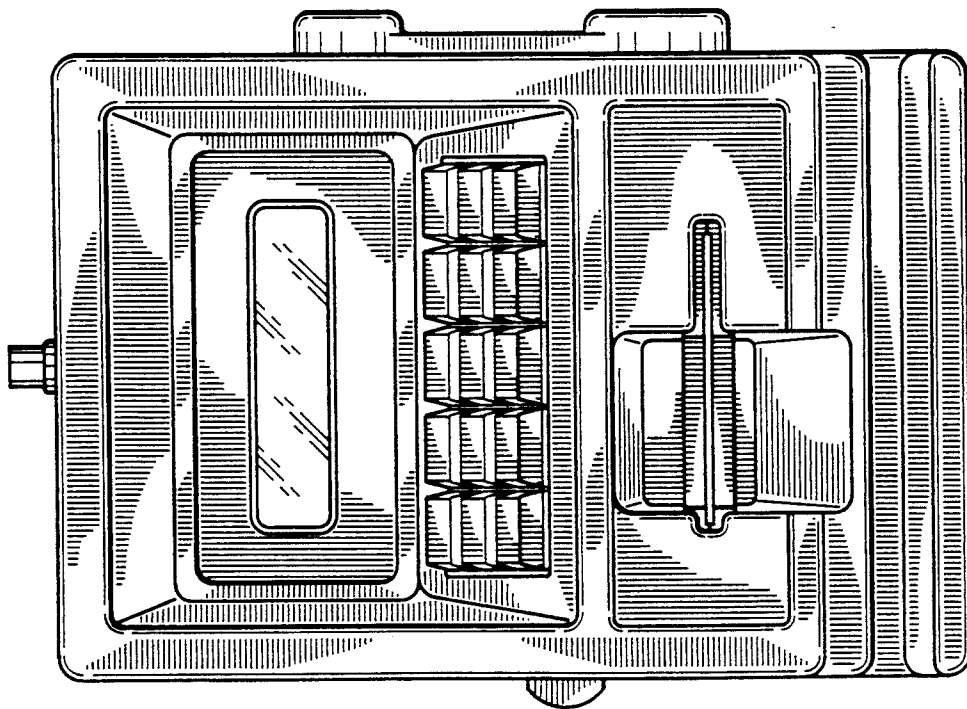


FIG. 2

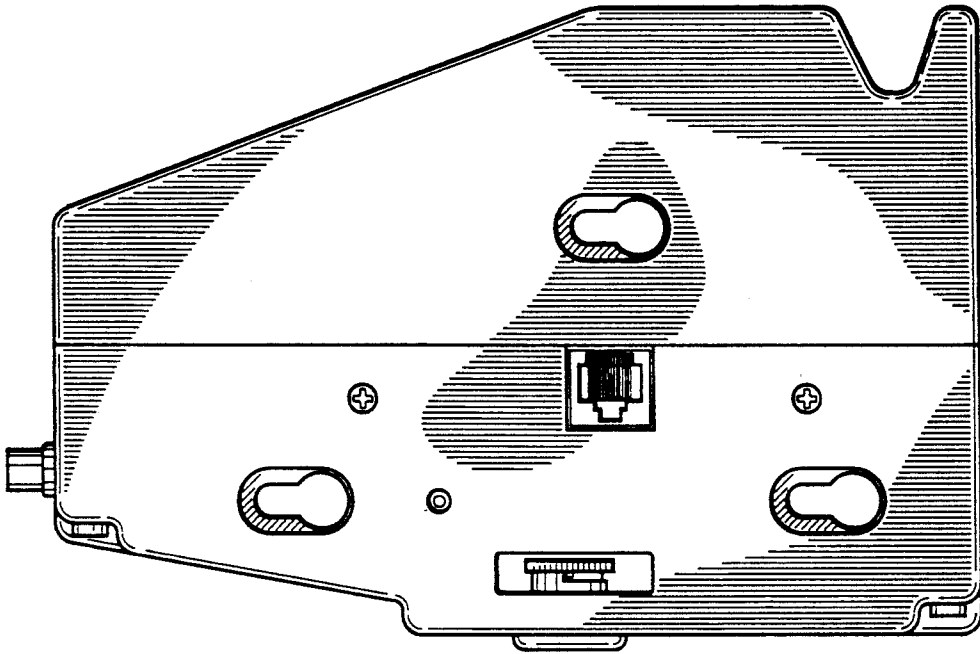


FIG. 5

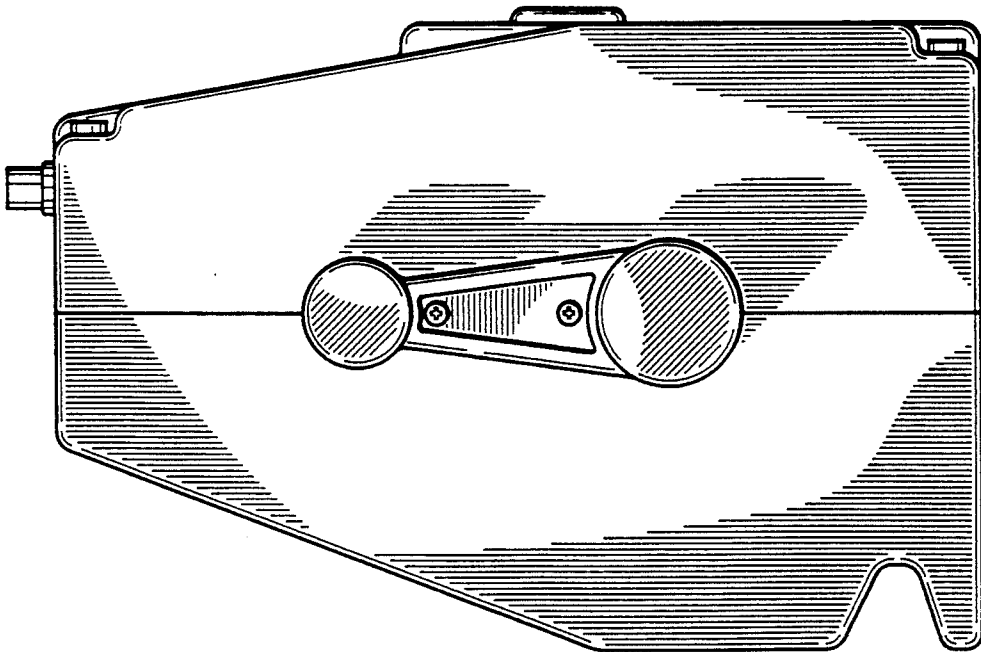


FIG. 4

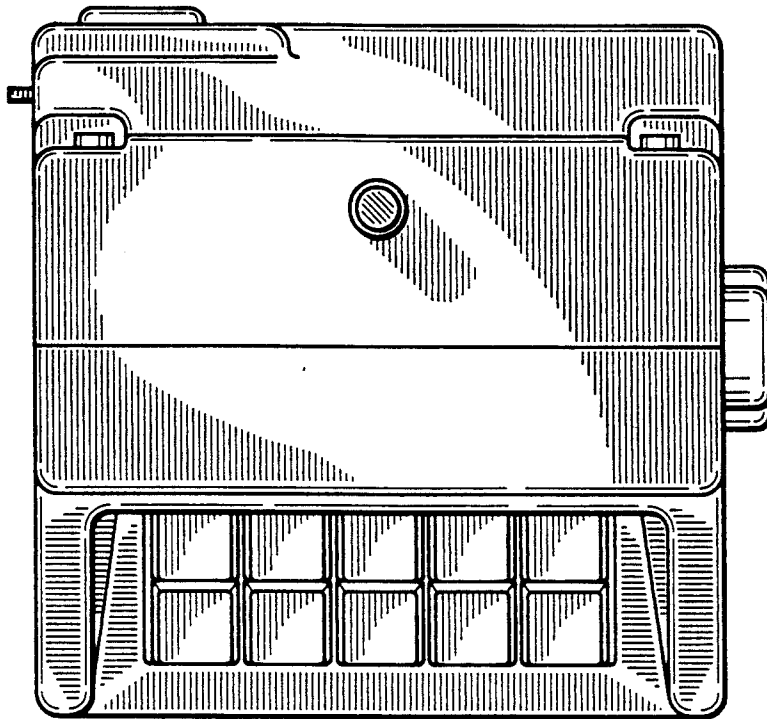


FIG. 6

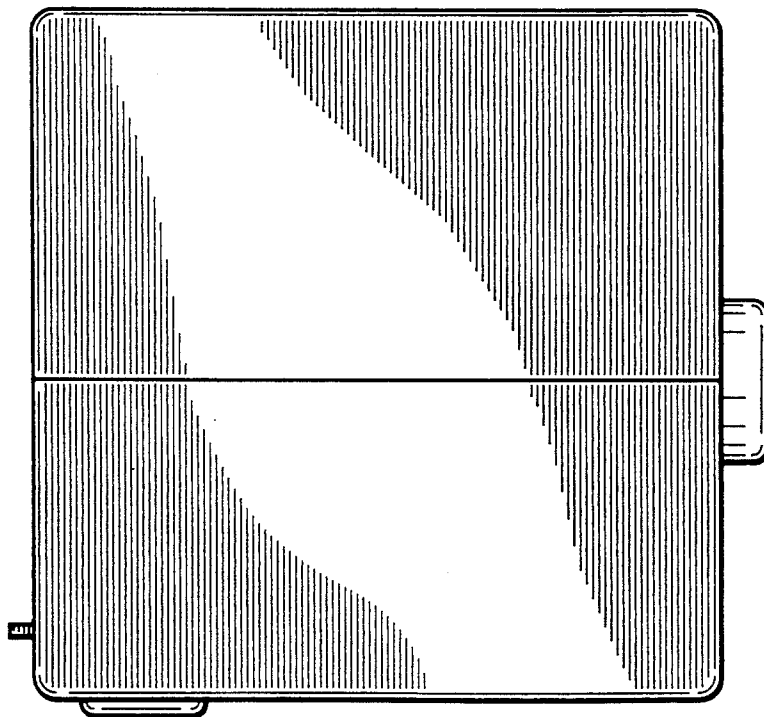


FIG. 7