

(19) World Intellectual Property Organization  
International Bureau



(43) International Publication Date  
30 July 2009 (30.07.2009)

PCT

(10) International Publication Number  
WO 2009/093252 A1

- (51) International Patent Classification:  
H04H 60/04 (2008.01)
- (21) International Application Number:  
PCT/IL2009/000099
- (22) International Filing Date: 25 January 2009 (25.01.2009)
- (25) Filing Language: English
- (26) Publication Language: English
- (30) Priority Data:  
61/006,581 23 January 2008 (23.01.2008) US
- (71) Applicant (for all designated States except US): LIVEU LTD [IL/IL]; 9 Atir Yedda Street, 44643, Kfar Saba (IL).
- (72) Inventor; and
- (75) Inventor/Applicant (for US only): ALTMAN, Baruch, Yosef [IL/IL]; 7 Kakal Street, 37014 Pardes Hanna (IL).
- (74) Agent: BEN AMI & ASSOCIATES; P.O. Box 94, 76100 Rehovot (IL).
- (81) Designated States (unless otherwise indicated, for every kind of national protection available): AE, AG, AL, AM,

AO, AT, AU, AZ, BA, BB, BG, BH, BR, BW, BY, BZ, CA, CH, CN, CO, CR, CU, CZ, DE, DK, DM, DO, DZ, EC, EE, EG, ES, FI, GB, GD, GE, GH, GM, GT, HN, HR, HU, ID, IL, IN, IS, JP, KE, KG, KM, KN, KP, KR, KZ, LA, LC, LK, LR, LS, LT, LU, LY, MA, MD, ME, MG, MK, MN, MW, MX, MY, MZ, NA, NG, NI, NO, NZ, OM, PG, PH, PL, PT, RO, RS, RU, SC, SD, SE, SG, SK, SL, SM, ST, SV, SY, TJ, TM, TN, TR, TT, TZ, UA, UG, US, UZ, VC, VN, ZA, ZM, ZW.

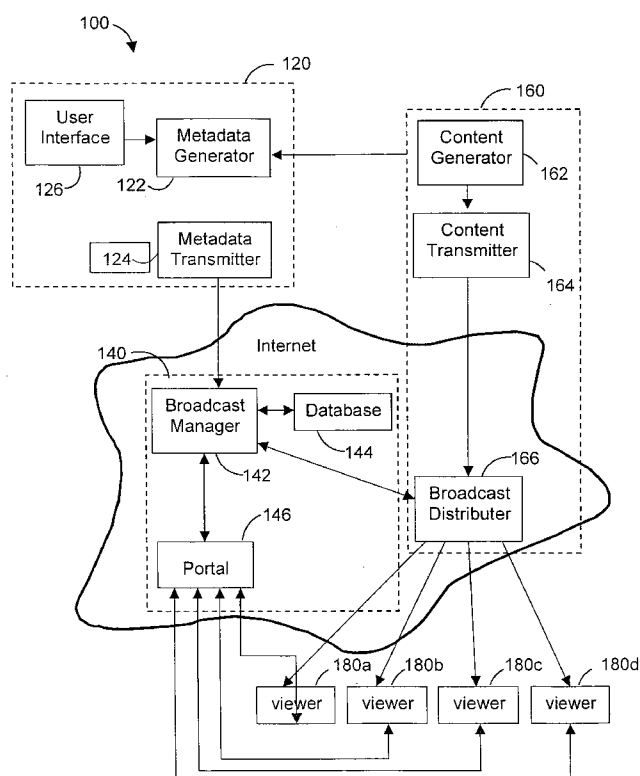
(84) Designated States (unless otherwise indicated, for every kind of regional protection available): ARIPO (BW, GH, GM, KE, LS, MW, MZ, NA, SD, SL, SZ, TZ, UG, ZM, ZW), Eurasian (AM, AZ, BY, KG, KZ, MD, RU, TJ, TM), European (AT, BE, BG, CH, CY, CZ, DE, DK, EE, ES, FI, FR, GB, GR, HR, HU, IE, IS, IT, LT, LU, LV, MC, MK, MT, NL, NO, PL, PT, RO, SE, SI, SK, TR), OAPI (BF, BJ, CF, CG, CI, CM, GA, GN, GQ, GW, ML, MR, NE, SN, TD, TG).

Published:  
— with international search report

[Continued on next page]

(54) Title: LIVE UPLINK TRANSMISSIONS AND BROADCASTING MANAGEMENT SYSTEM AND METHOD

Fig. 1



(57) Abstract: A live uplink transmission and broadcasting management system and method for managing a plurality of live uplink transmissions and broadcasting events, the system comprising: (i) a publication portal for publishing transmissions of live events; (ii) a database for storing metadata, system data, broadcast data and user data; (iii) a broadcast manager adapted for receiving and processing in real-time metadata information related to a plurality of live uplink transmission events wherein each live uplink transmission event transmits in a plurality of uplink channels, wherein processed metadata information generate data elements adapted for being used in telecom and datacom real time management applications, said broadcast manager also adapted for updating the publication portal with live event information and (iv) a set of Quality of Service (QoS) management methods to coordinate the usage of Uplink transmissions based on the received metadata and their processing in the broadcast manager

WO 2009/093252 A1



- 
- *before the expiration of the time limit for amending the claims and to be republished in the event of receipt of amendments* — *the filing date of the international application is within two months from the date of expiration of the priority period*

**TITLE OF INVENTION**

Live uplink transmissions and broadcasting management system and method.

**TECHNICAL FIELD**

The present invention relates to managing the transmissions and distribution  
5 of live multimedia content, and more particularly the system manages the uplink of  
live or semi-live single and multiple transmissions over wireless, cellular, Ethernet  
or any IP network, into TV, internet TV, IPTV or any other medium distributing  
content to consumers.

**BACKGROUND ART**

10 A virtual broadband system for the remote transport of live media data over a  
cellular network is described in the applicants co-pending patent application United  
States Serial Number 11/845,071, incorporated herein by reference. 071 describes a  
system in which a video camera may be used to film events at a remote location.

A cable may connect camera to a virtual broadband upload unit, which may  
15 operate several cellular modems, WiFi modems, WiMax modems, or any other  
wireless modems to transmit media data through one or more cellular or any other  
wireless core networks, or even via a wireline Ethernet network. Each modem may  
generate a separate logical & physical channel and the multiple channels may  
constitute a virtual broadband connection. The combined upload capacity of virtual  
20 broadband connection may approximate that of a single, line of sight satellite or  
microwave connection.

From networks, the data may be transported to a virtual broadband receiver  
via Internet connections, leased lines connections, cellular network connections or  
any mix of the above connections. Virtual broadband receiver may be located  
25 within studio, which may then broadcast the data to televisions, to the Internet, etc.

Networks may be one or more cellular networks accessible from the remote  
location. It will be appreciated that one or more operators may provide such  
networks and that networks may also use more than one technology. Accordingly, it

will be appreciated that virtual broadband connection may be comprised of a multiplicity of channels being transmitted to one or more network operators, each of which operator may be operating one or more networks of possibly different technologies.

5 Channels may be transported to virtual broadband receiver via a number of routes, including, for example, Internet connection, leased line connection and cellular network connection.

Although known systems may increase the efficiency of the transmission of live-broadcasts, the need remains for a system for managing and publishing the  
10 broadcasts for viewing. The present invention addresses this need

### **SUMMARY OF INVENTION**

It is an object of the present invention to provide a management system for single and multiple live uplink transmissions and broadcasting for managing in real-time content transmitted from multiple sources.

15 It is another object of the present invention to provide a management system for single and multiple live uplink transmissions and broadcasting for managing in real-time content transmitted from multiple sources, and transmitted in the UpLink over multiple channels by each content source.

It is a further object of the present invention to provide a programming guide  
20 for real-time events.

It is yet another object of the present invention to process metadata received from real-time transmissions over one or more channels in order to provide relevant data to be used with Quality of Service (QoS) applications.

It is yet a further object of the present invention to process metadata received  
25 from real-time transmissions over one or more channels in order to provide relevant data to be used with real time Quality of Service (QoS) applications.

It is yet another object of the present invention to manage in real time the UpLink QoS of one or more of UpLink content sources sharing in part or in full network resources

30

It is yet another object of the present invention to provide a management system for managing in real-time data transmitted from multiple sources in multiple channels.

In one aspect, the present invention relates to a live uplink transmission and broadcasting management system for managing a plurality of live uplink transmissions and broadcasting events, the system comprising:

- (i) a publication portal for publishing transmissions of live events;
- (ii) a database for storing metadata, system data, broadcast data and user data;
- 10 (iii) a broadcast manager adapted for receiving and processing in real-time metadata information related to a plurality of live uplink transmission events wherein each live uplink transmission event transmits in a plurality of uplink channels, wherein processed metadata information generate data elements adapted for being used in telecom and datacom real time management applications, said  
15 broadcast manager also adapted for updating the publication portal with live event information and
- (iv) a set of QoS management methods to coordinate the usage of Uplink transmissions based on the received metadata and their processing in the broadcast manager.

20 The term "publishing a transmission" should be interpreted as to include either streaming the event or publishing a link to a web site where the event can be viewed there.

In one embodiment of the present invention, the metadata information comprises one or more of the following fields: user password, promotional or other  
25 code, unit/client unique ID, uplink transmission unique ID, service type, modem IDs, ESN's, SIM numbers, date and time, reporter name, one or more keywords describing the uplink transmission, camera/unit location, cellular and wireless network identifications and/or status and/or parameters, performance data, quality (QoS) data, video related parameters, geo-location information, referral to

broadcaster web, referral to a reporter web site, referral to content owner, or referral to an advertisement.

The term "client" as defined herein means a reporter or content owner or broadcaster. Service type can be, for example, uploading an archive or any file, real time video transmission, etc. Video related parameters can be frame rate, encoding  
5 bit rate, aspect ratio, etc. Geo-location information can be obtained from a GPS unit, assisted GPS, via network parameters such as Cell ID or it can be input manually.

In another embodiment of the present invention, the telecom management applications comprise: billing applications, Service Level Agreement (SLA),  
10 performance statistics, content statistics, or Quality of Service applications.

In a further embodiment of the present invention, the Service & Quality of Service of each of the live uplink transmission events is adjusted and managed according one or more of the following parameters: the System Level Agreement (SLA) of each client or unit; the real time or near real time conditions of the  
15 plurality of channels that each unit uses or may use; the real time or near real time conditions of all units in an area or sharing part or all of the same uplink resources; historical QoS data and performance behavior and patterns of plurality of live broadcast transmissions previously processed and learnt by the method; the content metadata; the policies imposed by the management method; manual intervention by  
20 an operator of the management system; or any combination thereof.

Policies establish how the system should behave and how resources should be allocated and prioritized. For example, based on the commercial terms it can be established that a certain content owner/broadcaster can only operate a certain number of units in a given location, or may use only up to a given bandwidth per  
25 unit or per location. Another example of a policy could be a temporary one, for example a limited-time or limited-location allowance of more resources on a promotional basis for specific clients.

The real-time or near real-time conditions of channel refer to parameters such as, but not limited to: network IDs, Cell IDs, network technologies (e.g.  
30 HSUPA vs UMTS etc), RSSI (Received Signal Strength), Ec/Io (Signal to noise

ratio), Tx power (transmission power), Tx gain (transmission gain), available and used bandwidths, delays, error rates, all in possible terms of current, recent, and various types of averaging functions for each such parameter. That is, the unit may report each of these parameters either as representing the most recent values (e.g. the latest delay of each modem), of a simple average function (e.g. the bandwidth per modem averaging the recent 30 seconds), a more complicated average or other function (e.g. the binned levels of error values at 10 seconds bins over the last 1 minute, with standard deviation values) .

In an event transmission, the client and unit may have different system authorizations, for example, the unit may be able to perform data uploading only, whereas the SLA may refer to all services including live broadcasting. The real time or near real time conditions include performance parameters such as bandwidth, delay, error rates, etc.

In yet another embodiment of the present invention, the content management applications comprise a programming guide of the plurality of live uplink transmissions and broadcasting events based on metadata sent from the units, information received from the content owner, information received from the reporter, information received from the broadcaster or any combination thereof. The programming guide is dynamically and automatically adapted to the content being transmitted and its associated metadata and parameters.

In yet a further embodiment of the present invention, the programming guide is a TV guide or an Internet broadcasting guide, or an IPTV guide.

In yet another embodiment of the present invention, an end-user (viewer) can query the programming guide or subscribe to receiving alerts from the programming guide or both.

In yet a further embodiment of the present invention, the system is adapted for transmitting metadata and/or data elements to a plurality of third-party servers or portals.

In yet another embodiment of the present invention, the system is adapted for transmitting metadata and/or data elements to a uplink transmission server, said

uplink transmission server adapted for receiving, decoding and/or distributing live uplink transmission.

In yet a further embodiment of the present invention, real time or near real time communications are sent to a reporter or to a transmitting client/unit itself.

5 In yet another embodiment of the present invention, the real time or near real time communications are sent by an end-user or a third party.

In yet a further embodiment of the present invention, uplink transmission events are authenticated.

10 In yet another embodiment of the present invention, the live uplink transmission and broadcasting management system uses a set of QoS management methods coordinate the usage of Uplink transmissions based also on optimization rules, SLAs, policies or any combination thereof.

In another aspect, the present invention relates to a live uplink transmission and broadcasting management method for managing a plurality of live uplink transmissions and broadcasting events, the method comprising the steps of:

15 (i) receiving metadata information related to a plurality of live uplink transmission events wherein each live uplink transmission event transmits in a plurality of uplink channels;

(ii) processing in real-time the received metadata information;

20 (iii) generating from the processed metadata information data elements adapted for being used in telecom and datacom real time management applications; and

(iv) generating from the processed metadata information data elements adapted for being used in content management applications.

## 25 BRIEF DESCRIPTION OF DRAWINGS

**Fig. 1** is a block diagram showing the main features of the content transmission management system.

**Fig. 2** is a flowchart showing the main steps of a method for managing the transmission and distribution of live multimedia broadcasts.

30 **Fig. 3** is a block diagram of a management system..

## MODES FOR CARRYING OUT THE INVENTION

In the following detailed description of various embodiments, reference is made to the accompanying drawings that form a part thereof, and in which are shown by way of illustration specific embodiments in which the invention may be practiced. It is understood that other embodiments may be utilized and structural changes may be made without departing from the scope of the present invention.

In order to transmit and broadcast live events it is possible to use multiple devices ranging from cameras to cell phones, and transmit their output to a broadcast server. Yet another case uses multiple uplink channels to upload content to a dedicated server over a single or multiple channels, in a similar manner that data files are transferred in packets in an Internet Protocol (IP) network.

Live events filmed by a camera or any other type of content or data can be transmitted to a server via wireless or wireline communications. Typically, in the field, live events are transmitted via wireless communications. The wireless transmitters can be an independent unit coupled to the camera, or integrated in the camera, such as when an event is filmed by a cellular telephone.

A live uplink transmissions and broadcasting management system of the invention is used in order to manage and optimize one or more simultaneous live events and/or data upload over the said single or multiple channels. Each event can be filmed by one or more cameras. Each camera can transmit (uplink) its content via one or more uplink lines. The uplink lines can be any combination of real and virtual lines. The system of the invention is adapted to manage any data upload in general, and live events transmissions in particular. The specification and claims describe the preferred embodiment of a live uplink transmission system for illustration only, and the term "live events transmission" should be interpreted in the specification and claims to include any data upload.

When a live transmission is started, or shortly before or after the transmission begins, the live uplink transmission and broadcasting management system is updated with relevant parameters of the transmission. For example, a wireless device attached to the camera can automatically update the live uplink

transmission and broadcasting management system with relevant transmission parameters. In addition, content parameters can also be updated by the reporter and/or the broadcaster.

The term “metadata” as referred to herein means data about other data or content, for example, keywords describing a certain content. The term “parameter” as referred to herein means characteristics or attributes of the content, for example, usage options parameters may define whether to publish a broadcast or not, links/referrals to web pages where the content may be viewed or streamed from etc.

The different parameters, also known as metadata, can be of different types or categories, such as:

- Static, or normally static, parameters, such as but not limited to: camera or unit ID, broadcaster name, content owner ID, verification code or password, etc.
- Dynamic camera/unit related parameters, such as but not limited to: geographic location (via GPS or other references), date, local time, time zone etc.
- Dynamic content related metadata and parameters, such as but not limited to: keywords related to or describing the transmission, content keywords, location keywords, broadcast keywords, user/viewer keywords, reporter name, messages to users, input of different texts per transmission segment,] online responses to viewers’ or content owners’ messages, usage options such as whether to publish the broadcast or not, links/referrals to web pages where the content may be viewed or streamed from, etc.
- Dynamic parameters pertaining to service and authorizations such as but not limited to: password to receiving service, promotional codes, etc.
- Dynamic parameters pertaining to wireless networks, such as but not limited to: wireless system (for example, Edge, HSUPA, WiMax, EVDO-Rev 0/...) and/or System ID (SID) and/or APN- Access Point Name and cell ID (such as Cellular/Wifi cell IDs), cellular operators, registration status, physical parameters such as RSSI (Received Signal Strength Indication) Ec/Io (signal

and noise figures), transmit power; Such metadata information may be provided per a single path/link or for all paths/links.

- Dynamic parameters pertaining to the performance of the wireless device such as transmission bandwidth (momentary, average, other), delay, error rate, performance jitters etc. Such information may be used per a single path/link or for all paths/links.

In one embodiment of the present invention, static data is stored in the content transmission unit (such as a wireless device or a microprocessor board) in its non-volatile memory. Examples of such static data may include camera ID, broadcaster ID, etc. A user interface, for example a Graphical User Interface (GUI) enables the reporter to input relevant data such as keywords and metadata pertaining to each live event to be transmitted. The content generator or content transmitter may contain a GPS, or obtain the location information from the wireless network. Metadata is sent to the live uplink transmission and broadcasting management system typically at the beginning of the transmission. Metadata transmission may also be requested or initiated by the reporter or the operator of the content generator or content transmitter. Metadata may be sent via any combination of wireline and wireless connections to the live uplink transmission and broadcasting management system. Such connections may go through the Internet, use other private or public connections or any combination thereof. Optionally, metadata information may be encrypted.

Metadata information may be transmitted in part or in full over multiple wireline and wireless network paths in order to optimize the transmission and ensure its reception as well as provide a first level of privacy and encoding. The metadata information may be directed to some of the network paths based various performance conditions. For example, if a certain network path/link is regarded of lower quality/performance for the transmission itself, then such path/link may be used more for sending metadata as opposed to sending the content itself. The metadata information may be sent in a dynamically changing frequency depending on the changing information, its importance, and its importance relative to the

transmission itself and the available performance of the various network links/paths established by the content transmitter. That is, sending the metadata and parameters is a dynamic process depending on the importance and size of the content and metadata, and the channels/links performance at every given moment. For example, 5 if the transmitting system is moving, then geo-location information, such as derived from a GPS and/or from the wireless network (cell ID, assisted GPS etc.), may be sent in a dynamically changing frequency. If there is sufficient bandwidth available for both content and GPS, then the GPS data shall be sent. However, if the transmitting system wanted to send GPS data, defined as a low priority parameter 10 (say at every 10 seconds or every 100 meters of change), then if there is not sufficient bandwidth for transmitting both content and parameters, then sending the GPS parameter at the planned point in time may be postponed or cancelled until resources become available for this lower priority information. At the same time, if a Cell ID change is defined as a high-priority parameter,, then this information may 15 be sent even at the expense of the content because it may be considered more important and shorter message. Some of the metadata information may be sent periodically or upon triggers, such as when the reporter types in more keywords or messages, when the content transmitter detects a change in its location, in network parameters, in performance parameters, or upon triggers pertaining to such 20 parameters changes (such as when the bandwidth available from a certain cellular operator drops down).

When the live uplink transmission and broadcasting management system receives metadata information, it may authenticate the content transmitter (wireless device), validate its authorizations and update the relevant database. The live uplink 25 transmission and broadcasting management system may translate indirect wireless networks information such as cellular Cell ID to geographical information. It may then automatically update the referral portal with the relevant information including a referral to the broadcaster and/or reporter web sites or other broadcasting feeds. The live uplink transmission and broadcasting management system matches the 30 metadata information against the broadcaster's data in its database. It alerts the

broadcaster via its preferred methods (such as email, Short Messages (SMS), Real Simple Syndication (RSS), and Tweeter TM etc). The live uplink transmission and broadcasting management system may coordinate dynamic information with the broadcaster site or manually for various parameters, allowing the broadcaster or  
5 owner site to change, add or delete what the reporter has entered. Such parameters may be adding/editing the parameters received from the content transmitter (wireless device) or the reporter, or new information. For example, the content owner/broadcaster may update the referral link to its live broadcasts that appear in the aggregating portal, some or all of the keywords, add advertisements, add  
10 information it obtains from analyzing the video content, etc. The system also matches the metadata information against the information database about its users and acts accordingly, such as sending alerts via SMS, Tweeters/RSS/emails etc to users that requested to receive such alert when a certain broadcast identified via any combination of the parameters is updated (such as from a certain reporter and/or on  
15 a certain IPTV channel and/or matching a certain keyword and/or from a certain geographical location area etc).

The live uplink transmission and broadcasting management system comprises a publication portal module for publishing the transmissions of the live events. The publication portal may look like a TV guide with timeslots dynamically  
20 updated as the live broadcasts progress. Each timeslot is actually a referral to a web site where the broadcast actually is streamed from. Alternatively, the streaming web site may belong to other sources such as the broadcaster, the reporter, a blog, etc. Timeslots and broadcasts may be filtered or queried by the viewer according to different criteria such as keywords, metadata, geographical location area or any  
25 other available field.

In another embodiment of the present invention, measuring, accounting and billing functions are activated when viewers use the referral links to the actual streaming web site in order to track and optionally charge the viewer for viewing the streamed content.

In another embodiment of the present invention, the live uplink transmission and broadcasting management system provides additional services to the users (viewers), reporters and/or broadcasters. For example, the publishing portal may allow authorized users to have a live chat with the reporter or exchange messages  
5 between themselves or allow any other form of communication between the users and the reporter.

In a further embodiment of the present invention, another value-added service allows the reporter and/or broadcaster to publish polls to authorized users, to allow users to vote using SMS or internet on published questions, to send the results  
10 to the broadcaster and/or reporter.

Another value-added service provides measurement and statistical information about users of the system. Such information may include but is not limited to: the number of users of the system at any given time point, the types of users, the origin of users, usage and popularity of each referral hyperlink, usage and  
15 popularity of any other of the available portal services. The collected statistical data can be then used for billing, management, advertisement and performance purposes or applications.

Another value-added service provides a broadcaster or content owner with real time and historical information in various formats (such as Excel, database,  
20 various GPS formats, binary encodings, text, XML, HTML, PDF etc.) about its transmissions. For example, the current geographic location of its reporters; the content (keywords) transmitted from each event; the usage profile of each content transmitter; statistics for inventory, profiling and cost-effectiveness analysis; the viewers' usage pattern of each reporter/keyword to build links between  
25 transmissions for real time and offline use (based on geo-location, keywords and other content related parameters) etc.

Quality of Service (QoS) covers a whole range of techniques that match the needs of service requestors with those of the service provider's based on the available resources of one or more networks. QoS is a set of technologies for  
30 managing network traffic in a cost effective manner to enhance user experiences

based on the constraints of costs and SLAs. QoS technologies allow to measure bandwidth, detect changing network conditions (such as congestion, availability of bandwidth, change in delay), and prioritize or throttle traffic. The live uplink transmission and broadcasting management system uses prior information provided  
5 by the content transmitter or other content transmitters and stored in its database for QoS management and coordination. Such prior information may include knowledge about the Cell ID, maximum capacity observed by the transmitter, typical behavioral patterns, etc. Further, the system may use real time or near real time information from several content transmitters transmitting from the same area and  
10 using same or close resources (such as same or close-by Cell ID's). For example, when there are several content transmitters (different units) uploading and/or transmitting from the same location, the units are actually competing with one another and with other uses of the networks they use over limited resources such as Uplink bandwidth. In such a case, in order to enable units to work from the same  
15 location, and in order to comply with SLAs for the different content transmitters from that location, the system may instruct one of the content transmitters transmitting from the same location to stop using a specific path/link, limit its use on several other links, limit the overall or partial usage of a QoS resource such as the video encoding bit rate or frames per seconds, etc.

20 The input for these system decision algorithms may include several parameters such as the performance and transmission information reported by some or all the relevant content transmitters transmitting on the same Cell ID or geo-location information; or other prior knowledge about that Cell ID; algorithms and patterns identified by the system itself, such as if the system identifies that a certain  
25 content transmitter is driving in a certain direction.

Additionally, a different type of input information for these decision algorithms is derived from commercial information and rules, such as data about the content transmitter or the content owner of all the content transmitters in an area. Examples of such data comprise: Service Level Agreements (SLA); known  
30 streaming QoS of the relevant content owners (allowing the system to limit

transmission according to the streaming quality); or various policies and marketing campaigns. The system may also store any such reported information (wireless or other networks parameters, transmission performance per path/link and overall from one or more content transmitters) along with information about day-time-holidays  
5 along with information such as the type of location (rural, business, highway, etc), for off line analysis and for later knowledge and use about that Cell ID, overall cellular network performance analysis, etc.

Reference is now made to **Fig. 1**, which is a block diagram representing schematically the main features of the content-transmission management system  
10 **100** according to a first embodiment.

The content-transmission management system **100** of the first embodiment typically serves to manage content transmitted by a content-transmission system **160** such as that described in the applicants co-pending patent application United States Serial Number 11/845,071, incorporated herein by reference, or any other  
15 live uplink transmission application. The content-transmission system **160** may include a content generator **162** such as mobile phone, camera or the like, and a content transmitter **164** such as a transmitter of electromagnetic radiation. The content transmitter **164** typically sends the content to a broadcast distributor **166** via satellite link or a terrestrially based intercommunications network such as a mobile  
20 phone network for example. The broadcast distributor **166** may distribute the content to at one or more viewers **180**. The exemplary embodiment described herein refers to a broadcast distribution however it is noted that the content-transmission management system **100** may be used for narrowband, point to point or any other data-content streaming.

25 The content-transmission management system **100** according to the first embodiment is divided between a remote unit **120** and a web-based unit **140**. The remote unit **120** includes a metadata generator **122** in communication with the content generator **162**, a metadata transmitter **124** and optionally a user interface **126**, typically a keyboard, touch screen or the like. The remote unit **120** is

configured and operable to generate metadata related to a live broadcast (or any other content or data) and transmit it to the web-based unit **140**.

The web based unit **140** comprises a broadcast manager **142**, a database **144** and user portal **146**. The broadcast manager **142** is typically dedicated management software configured and operate to receive the metadata from the metadata transmitter **124**. Upon reception of metadata, the broadcast manager **142** may perform any of a number of actions. A first action may be to authenticate, and authorize the broadcast.

A second action may be to update the database **144** with the received metadata. A third action may be to update the user portal **146** which is accessible by the viewers **180**.

The user portal **146** may, for example, display a list of current live broadcasts categorized and indexed by their metadata. The list may also include links or referrals to other websites or broadcasters such as television channels which host or stream the broadcast itself.

The broadcast manager **142** may additionally provide alerts to potential viewers **180** via email, text messaging, RSS, SMS or other messaging service. Viewers may subscribe to such services and register individual or group preferences for alerts according to various metadata fields. Moreover, the broadcast manager **142** may open communication channels for the viewers **180** such as chat rooms or the like for the viewers **180** to communicate between themselves or with the provider of the broadcast, for example a reporter. The broadcast manager **142** may further log usage statistics related to a broadcast and update the database **144** therewith.

With reference now to **Fig. 2**, a flowchart shows the main steps of a method for managing the transmission and distribution of live-broadcasts of multimedia content. The method comprises the following steps which may be performed in any order:

Step (a) generating metadata related to a live-broadcast;

Step (b) transmitting the metadata is to a broadcast manager **142**;

Step (c) (optional) authenticating the live-broadcast;

Step (d) authorizing the live-broadcast;

Step (e) (optional) updating a database **144** with the metadata;

Step (f) categorizing and indexing the live broadcast;

5 Step (g) updating a user portal **146** with details of the live-broadcast;

Step (h) (optional) sending alerts to potential viewers **180** of the live-broadcast;

Step (i) (optional) providing a communications channel between viewers **180**;

10 Step (j) (optional) providing a communications channel between viewers **180** and reporters, and

Step (k) (optional) providing a communications channel between reporters for coordinating a plurality of live broadcasts and the like.

It is noted that steps (a) and (b) may be performed in a continuous manner  
15 before, during and after the live transmission. Additional steps of the method will be apparent from the description herein. These may include, for example, providing communication channels between the portal **146** and a broadcast distributor or broadcast manager **142** (such as CNN for example) and the portal **146** interacting with the viewers **180** and or the broadcast manager **142** or distributor.

20 Reference is now made to **Fig. 3** where a block diagram representing an exemplary management system is presented. When a live transmission is started **11**, or alternatively either before or after the transmission, a remote device **164**, which is preferably adapted to transmit a signal wirelessly, is attached to a camera, audio device or any other content generator device **160**, generates metadata labels  
25 associated with the live transmission and updates the broadcast management software **142** with various parameters.

Possibly appropriate Metadata parameters may include, but are not limited to: camera **160** location, reporter name, broadcaster name, camera **160** ID, date and time at the camera **160** location, password for receiving services, referral to the  
30 broadcaster web site or other advertisement, referral to the reporter web site or other

advertisement, etc. Optionally the remote unit **164** additionally includes a user interface **126** with which a user such as a reporter **16** and/or broadcaster **166**, may manually add further metadata parameters.

The wireless device **164** may store constant data such as the camera **160** ID, the broadcaster ID, etc. Optionally a user interface **126**, typically including a Graphical User Interface (GUI) and keyboard, or a touch screen are provided for the reporter **16** to input data such as keywords and metadata pertaining to each event and transmission **11**. The wireless device **164** may contain a locating device such as a GPS locator for example. Alternatively data identifying its location may be obtained from the cell of the cellular network used, or by triangulation from antennae, and the like. Then, at the reporter's **16** manual request or automatically at the beginning of the transmission **11**, it the wireless device **164** may send this data or any part of it **19** via wireline or wireless connection to the management software **142**. In certain embodiments the information may be encoded and/or transmitted over multiple wireline and wireless networks in order to ensure its reception.

When the management software **142** receives this information, it may inter alia authenticate the wireless device **164**, validate its authorization and update its database **144**. It may then automatically update the referral portal **146** with the relevant information including a referral **5, 20** to the web sites **23** of the broadcaster **21** and/or reporter or any other broadcasting feeds **10**. It may match the information against the broadcaster's data in its database **144**. It may alert the broadcaster **21, 166**.

The management software **142** may further coordinate dynamic information with the broadcaster **166, 21** site or manually for various parameters. Such parameters may be the parameters received from the wireless content creating device - camera **160** and the operating reporter **16**, or further information. For example, the broadcaster **166, 21** may update the referral link to its live broadcast that appears in the aggregating portal **146**, some or all of the keywords etc.

The management software **142** may also match the information against information about its users/subscribers/audience from its database **144** and act

accordingly. For example alerts may be sent, for example via SMS, email or the like, to potential viewers **180**, **7**, **8** that may have requested to receive such alert when a certain transmission **11** is updated which may be identified via any combination of the parameters (such as from a certain reporter **16** and/or on a certain internet TV, IPTV channel and/or matching a certain keyword and/or from a certain geographical location area etc. Alerts may contain links or referrals **5**, **20** to the relevant live broadcasts that may themselves be streamed from another source (for example a TV station, some internet TV, IPTV channel etc **10**).

Publication on the portal **146** may look like a TV program guide with timeslots dynamically and automatically updated over time as the live transmissions **19**, **21** progress. Each timeslot may serve as a referral **5**, **20** to another site from which the transmission itself is streamed **10**, or that belongs to the broadcaster and/or reporter **23**. Other referrals **20** may be to the reporters web site, blog, etc. Timeslots and broadcasts may be filtered and sorted according to keywords, metadata, geographical location area or any other information according to the user's preference.

The management software **142** may additionally provide additional services to the audience, reporters and/or broadcasters. The aggregating portal **146** may allow authorized audiences **180** to have a live chat with the reporter and/or exchange messages and/or any other relevant communication **15** between audiences and the reporter **16** via the wireless device **164** or other communication media. Another service allows an audience **180** to build dynamic or static social communities around a certain live stream, a reporter **16** or any other entity of the portal **146**. Users **180** may chat with one another and or the reporter **16**, during the live stream **11** or afterwards and may be connected to other communities, for example.

Still another service allows users **180** and/or broadcasters **166** and/or reporters **16** and/or any subgroups of the above, to rate or rank live-broadcasts before, during or after streaming according to various categories. Such rankings may be published, and may be used for example to monetize the broadcasts.

A further service allows the reporter **16** and/or broadcaster **166** to publish polls to authorized audiences **180**, to allow audiences **180** to vote using SMS or internet on published questions, to send the results to the broadcaster **21**, **166** and/or reporter **16**.

5 Another service provides counting and statistical information, such as the size of the audience **180**, the character of the audience **180**, the geographical location of the audience **180** and the like as well as the source of each referral hyperlink **5**, **20** or any other of the portal service, which may be used to automate a billing system factoring in these numbers.

10 Yet another service provides the ability to match advertisement and other solicited or unsolicited information against any of the parameters of the multimedia content itself **19**, the reporter **16**, **23**, the broadcaster **166**, and / or each member of the audience **180**. The platform may insert of advertising to each referral, be it over SMS web based email or any other communication service, or to the portal **146**  
15 interface that each member of the audience **180** views.

Still another service allows freelance or other reporters to commercialize the live streams (or stored streams of a previously recorded). The platform management software **142** and database **144** may be used to offer streamed broadcasts for sale to a limited or unlimited group of either broadcasters **166** or other audience **180**,  
20 negotiate prices manually or automatically for example using various auction mechanisms supported by the platform.

In a further embodiment of the present invention, the management software **142** allows the management of service and QoS of each transmission device **164** such as to limit its use of certain uplink resources or networks **12** and the  
25 parameters of each such service **14** such as limiting the video encoding bit rate or the Frames Per Second encoding. The management SW **142** may decide to manage such QoS when it is triggered to do so by alarming metadata such as reporting on multiple transmission devices **164** using the same networks resources **12** along with its own Policies and marketing campaigns. Alarming metadata refer to metadata  
30 that when a certain value or threshold is reached, the remote unit **120** or the

management software **146** or both) will activate an alert that will trigger one or more defined actions in the system in order to signal and/or attempt to repair a problem. Such alarming metadata include a sudden drop in bandwidth in a certain network or modem, or a sudden increase in delay above certain threshold, etc.

5 In other embodiments of the invention, the platform contains management software **142**, a database **144** and a portal of referrals **5** to live multimedia streams **10** generated by reporters **16** in the field via various wireless and other transmission devices **164**, as well as other content related to those streams, such as reporters web sites **23** and / or broadcasters **166**.

10 According to various embodiments the invention includes a protocol **19** for updating the portal with data from the wireless device and software **164** and from the reporter **16**, **14**. Such data may include identity information of the reporter **16**, of the wireless device **164** and software, of the broadcaster **166** that the device **164** or reporter **16** belong to/affiliate with. It may contain location information such as  
15 GPS or another form of cellular LBS data from the device **164** or external sources. It may contain data of the relevant transmission identity, type and parameters. It may contain data that the reporter **16** had entered manually such as transmission name, any keywords, metadata describing the transmission type and/or the content such as topic related, personal data, broadcaster related data. The broadcaster **166**,  
20 or the rights owner to that live multimedia content stream **11**, may edit these parameters, manually or automatically via a software that resides on its systems **166**. For example, the broadcaster **166** such as a national TV network may add to the information **19** received from the reporter **16** some data that it automatically generates when one of the metadata keywords in this reporter's **16** information are  
25 politics and China. This broadcaster's edited information **21** may then be sent to the management software **142** of the portal **146** using the protocol **21**. The management software **142** may add this information to the portal **146** and/or to the referrals **5**, **20** or to any other content generated or handled by it.

An audience **180** may include subscribers to the portal **146** as well as  
30 unsubscribed users. Audiences **180** may enter the portal **146** and be referred **5** to

current live multimedia content streams **11** occurring in other portals or web pages **10**. The portal **146** and the management software **142** may perform accounting of the referrals **5**, **20** for various purposes such as billing related to the referral, statistics, performance analysis, polls of audience **180** preferences and behaviors etc.

5 The audience **180** may be authorized to interact with the reporter **16** live, that is in real-time or near-real time. The management software **146** may authorize some audience **180** to send SMSs, instant messaging, etc to the reporter **16**. These audience **180** inputs may eventually travel to the reporter **16** over the system  
10 dedicated channel and protocols **19**, **15** or via standard communication paths (such as SMSs). The audience **180** need not know the reporter's **16** details since the system may hide it from them to simplify the connection, to save operation costs or to provide a seamless integrated and standard platform for such communications. The software management **164** may authorize an audience **180** to engage in various  
15 standard communications such as instant messaging, forums, chats etc based and related to the multimedia content streams **11**.

Furthermore in other embodiments, the software management **142** is capable of managing services on several portals, such as the portal **10** from which the multimedia stream **11** is being transmitted, the broadcaster's portals **166** or the like.

20 At any point in time, typically during the live content multimedia streaming, the reporter **16** may update the information sent to the management software **142** and respond to communications from members of the audience **180** using the protocol **19**.

It will be appreciated that various embodiments of the present invention may  
25 have many advantages over the known art. Some such advantages may be selected from the list below in a non-limiting manner.

A new platform and service for publication and referral of live high quality multimedia material **11** suited to a new generation of devices **164** powerful enough to generate such live content **11**.

In addition, this platform and services allow members of an audience **180** to be alerted as well as receive live content from all over the world matching various criteria according to their own selections and preferences.

Furthermore the system allows the audience **180** to monitor all live transmissions **11** from a single web page **146**, removing the need for surfing from one web site to another.

The system also allows the owners of the rights to the transmissions, the traditional broadcasters **166**, or other content distributors to own and distribute the content from their own site. The system provides a reference service for referring audience to these sites, TV channels, internet TV, IPTV channels, internet portals or any other distribution channels.

A new platform and service for publication and referral of live high quality multimedia material **11** suited to a new generation of devices **164** powerful enough to generate such live content **11**.

In addition, this platform and services allow members of an audience **180** to be alerted as well as receive live content from all over the world matching various criteria according to their own selections and preferences.

Furthermore the system allows the audience **180** to monitor all live transmissions **11** from a single web page **146**, removing the need for surfing from one web site to another.

The system also allows the owners of the rights to the transmissions, the traditional broadcasters **166**, or other content distributors to own and distribute the content from their own site. The system provides a reference service for referring audience **180** to these sites, TV channels, internet TV, IPTV channels, internet portals or any other distribution channels.

The system also allows automatic or manual management of service and QoS of units **120** transmitting live in the uplink upon detection of problems or potential problems as reported in metadata and parameters by one or more of the units **120** and/or by predictions deduced by this new platform based on non-problematic metadata and parameters provided by these units **120**. All this done without

information normally available within the network operators themselves, yet not made public or shared externally in any way. The platform further allows such QoS management to incorporate policies and marketing campaigns and prioritizations to distinguish service types and between clients and/or other criteria. Further, such coordination allows storing the decisions and results, allowing future improved decision making by the system. Such coordination allows resolving congestions, provides graceful degradation in QoS, resolving uplink resource over-utilizations, and optimizes the overall usage of the uplink shared in part or in full in one or more networks by several units using this service or due to uplink usage caused by other users.

Many alterations and modifications may be made by those having ordinary skill in the art without departing from the spirit and scope of the invention. Therefore, it must be understood that the illustrated embodiment has been set forth only for the purposes of example and that it should not be taken as limiting the invention as defined by the following invention and its various embodiments.

Therefore, it must be understood that the illustrated embodiment has been set forth only for the purposes of example and that it should not be taken as limiting the invention as defined by the following claims. For example, notwithstanding the fact that the elements of a claim are set forth below in a certain combination, it must be expressly understood that the invention includes other combinations of fewer, more or different elements, which are disclosed in above even when not initially claimed in such combinations. A teaching that two elements are combined in a claimed combination is further to be understood as also allowing for a claimed combination in which the two elements are not combined with each other, but may be used alone or combined in other combinations. The excision of any disclosed element of the invention is explicitly contemplated as within the scope of the invention.

The words used in this specification to describe the invention and its various embodiments are to be understood not only in the sense of their commonly defined meanings, but to include by special definition in this specification structure, material or acts beyond the scope of the commonly defined meanings. Thus if an

element can be understood in the context of this specification as including more than one meaning, then its use in a claim must be understood as being generic to all possible meanings supported by the specification and by the word itself.

The definitions of the words or elements of the following claims are, therefore, defined in this specification to include not only the combination of elements which are literally set forth, but all equivalent structure, material or acts for performing substantially the same function in substantially the same way to obtain substantially the same result. In this sense it is therefore contemplated that an equivalent substitution of two or more elements may be made for any one of the elements in the claims below or that a single element may be substituted for two or more elements in a claim. Although elements may be described above as acting in certain combinations and even initially claimed as such, it is to be expressly understood that one or more elements from a claimed combination can in some cases be excised from the combination and that the claimed combination may be directed to a sub-combination or variation of a sub-combination.

Insubstantial changes from the claimed subject matter as viewed by a person with ordinary skill in the art, now known or later devised, are expressly contemplated as being equivalently within the scope of the claims. Therefore, obvious substitutions now or later known to one with ordinary skill in the art are defined to be within the scope of the defined elements.

The claims are thus to be understood to include what is specifically illustrated and described above, what is conceptually equivalent, what can be obviously substituted and also what essentially incorporates the essential idea of the invention.

Although the invention has been described in detail, nevertheless changes and modifications, which do not depart from the teachings of the present invention, will be evident to those skilled in the art. Such changes and modifications are deemed to come within the purview of the present invention and the appended claims.

**CLAIMS**

Claim 1. A live uplink transmission and broadcasting management method for managing a plurality of live uplink transmissions and broadcasting events, the method comprising the steps of:

- 5 (i) receiving metadata information related to a plurality of live uplink transmission events wherein each live uplink transmission event transmits in a plurality of uplink channels;
- (ii) processing in real-time the received metadata information;
- (iii) generating from the processed metadata information data elements  
10 adapted for being used in telecom and datacom real time management applications; and
- (iv) generating from the processed metadata information data elements adapted for being used in content management applications.

Claim 2. A live uplink transmission and broadcasting management method  
15 according to claim 1, wherein the metadata information comprises one or more of the following fields: user password, promotional or other code, unit/client unique ID, uplink transmission unique ID, service type, modem IDs, ESN's, SIM numbers, date and time, reporter name, one or more keywords describing the uplink transmission, camera/unit location, cellular and wireless network identifications  
20 and/or status and/or parameters, performance data, quality (QoS) data, video related parameters, geo-location information, referral to broadcaster web, referral to a reporter web site, referral to content owner, or referral to an advertisement.

Claim 3. A live uplink transmission and broadcasting management method according to claim 1, wherein the telecom management applications comprise:  
25 billing applications, Service Level Agreement (SLA), performance statistics, content statistics, or Quality of Service applications.

Claim 4. A live uplink transmission and broadcasting method according to claim 3, wherein the Quality of Service of each of the live uplink transmission events is adjusted and managed according one or more of the following parameters: the System Level Agreement (SLA) of each client or unit; the real time or near real time conditions of the plurality of channels that each unit uses or may use; the real time or near real time conditions of all units in an area or sharing part or all of the same uplink resources; historical QoS data and performance behavior and patterns of plurality of live broadcast transmissions previously processed and learnt by the method; the content metadata; the policies imposed by the management method; manual intervention by an operator of the management system; or any combination thereof.

Claim 5. A live broadcasting management and broadcasting method according to claim 1, wherein the content management applications comprise a programming guide of the plurality of live uplink transmissions and broadcasting events based on metadata sent from the units, information received from a content owner, information received from a reporter, information received from a broadcaster or any combination thereof.

Claim 6. A live broadcasting management and broadcasting method according to claim 5, wherein the programming guide is a TV guide or an Internet broadcasting guide, or an IPTV guide.

Claim 7. A live uplink transmission and broadcasting management method according to claim 5, wherein an end-user can query the programming guide or subscribe to receiving alerts from the programming guide or both.

Claim 8. A live uplink transmission and broadcasting management method according to claim 1, adapted for transmitting metadata and/or data elements to a plurality of third-party servers or portals.

Claim 9. A live uplink transmission and broadcasting management method according to claim 1, adapted for transmitting metadata and/or data elements to a uplink transmission server, said uplink transmission server adapted for receiving, decoding and/or distributing live uplink transmission.

5 Claim 10. A live uplink transmission and broadcasting management method according to claim 1, wherein real time or near real time communications are sent to a reporter or to a transmitting client/unit itself.

Claim 11. A live uplink transmission and broadcasting management method according to claim 10, wherein the real time or near real time communications are  
10 sent by an end-user or a third party.

Claim 12. A live uplink transmission and broadcasting management method according to claim 1, further comprising the step of authenticating uplink transmission events.

Claim 13. A live uplink transmission and broadcasting management system for  
15 managing a plurality of live uplink transmissions and broadcasting events, the system comprising:

- (i) a publication portal for publishing transmissions of live events;
- (ii) a database for storing metadata, system data, broadcast data and user data;
- 20 (iii) a broadcast manager adapted for receiving and processing in real-time metadata information related to a plurality of live uplink transmission events wherein each live uplink transmission event transmits in a plurality of uplink channels, wherein processed metadata information generate data elements adapted for being used in telecom and datacom real time management  
25 applications, said broadcast manager also adapted for updating the publication portal with live event information; and

(iv) a set of QoS management methods to coordinate the usage of Uplink transmissions based on the received metadata and their processing in the broadcast manager.

5 Claim 14. A live uplink transmission and broadcasting management system according to claim 13, wherein the metadata information comprises one or more of the following fields: user password, promotional or other code, unit/client unique ID, uplink transmission unique ID, service type, modem IDs, ESN's, SIM numbers, date and time, reporter name, one or more keywords describing the uplink transmission, camera/unit location, cellular and wireless network identifications  
10 and/or status and/or parameters, performance data, quality (QoS) data, video related parameters, geo-location information, referral to broadcaster web, referral to a reporter web site, referral to content owner, or referral to an advertisement.

Claim 15. A live uplink transmission and broadcasting management system according to claim 13, wherein the telecom management applications comprise:  
15 billing applications, Service Level Agreement (SLA), performance statistics, content statistics, or Quality of Service applications.

Claim 16. A live uplink transmission and broadcasting system according to claim 15, wherein the Quality of Service of each of the live uplink transmission events is adjusted and managed according one or more of the following parameters:  
20 the System Level Agreement (SLA) of each client or unit; the real time or near real time conditions of the plurality of channels that each unit uses or may use; the real time or near real time conditions of all units in an area or sharing part or all of the same uplink resources; historical QoS data and performance behavior and patterns of plurality of live broadcast transmissions previously processed and learnt by the  
25 method; the content metadata; the policies imposed by the management method; manual intervention by the management system operator; or any combination thereof.

Claim 17. A live broadcasting management and broadcasting system according to claim 13, wherein the content management applications comprise a programming guide of the plurality of live uplink transmissions and broadcasting events based on metadata sent from the units, information received from the content owner, information received from the reporter, information received from the broadcaster or any combination thereof.

Claim 18. A live broadcasting management and broadcasting system according to claim 17, wherein the programming guide is a TV guide or an Internet broadcasting guide, or an IPTV guide.

Claim 19. A live uplink transmission and broadcasting management system according to claim 17, wherein an end-user can query the programming guide or subscribe to receiving alerts from the programming guide or both.

Claim 20. A live uplink transmission and broadcasting management system according to claim 13, adapted for transmitting metadata and/or data elements to a plurality of third-party servers or portals.

Claim 21. A live uplink transmission and broadcasting management system according to claim 13, adapted for transmitting metadata and/or data elements to a uplink transmission server, said uplink transmission server adapted for receiving, decoding and/or distributing live uplink transmission.

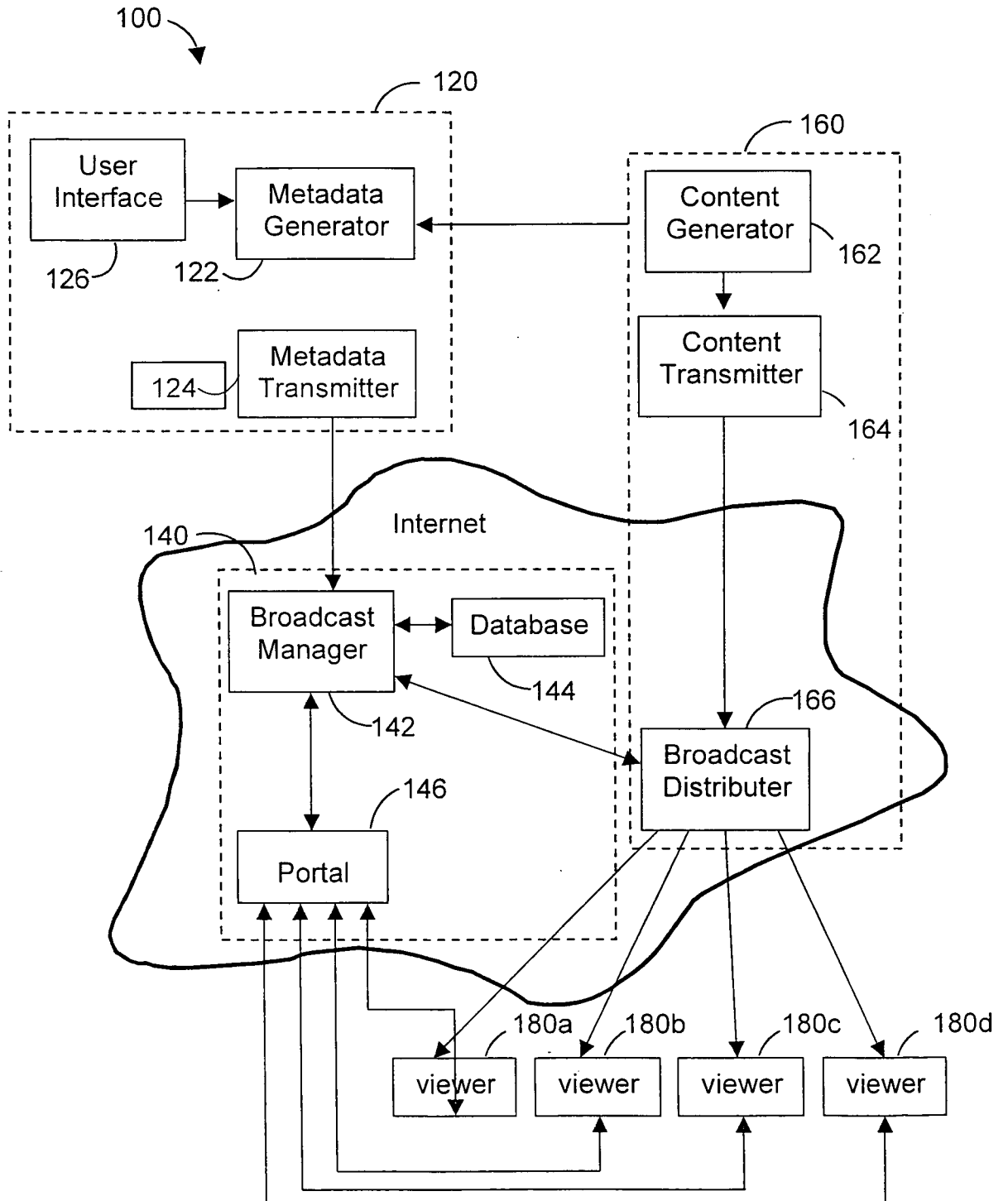
Claim 22. A live uplink transmission and broadcasting management system according to claim 13, wherein real time or near real time communications are sent to a reporter or to a transmitting client/unit itself.

Claim 23. A live uplink transmission and broadcasting management system according to claim 22, wherein the real time or near real time communications are sent by an end-user or a third party.

Claim 24. A live uplink transmission and broadcasting management system according to claim 13, wherein uplink transmission events are authenticated.

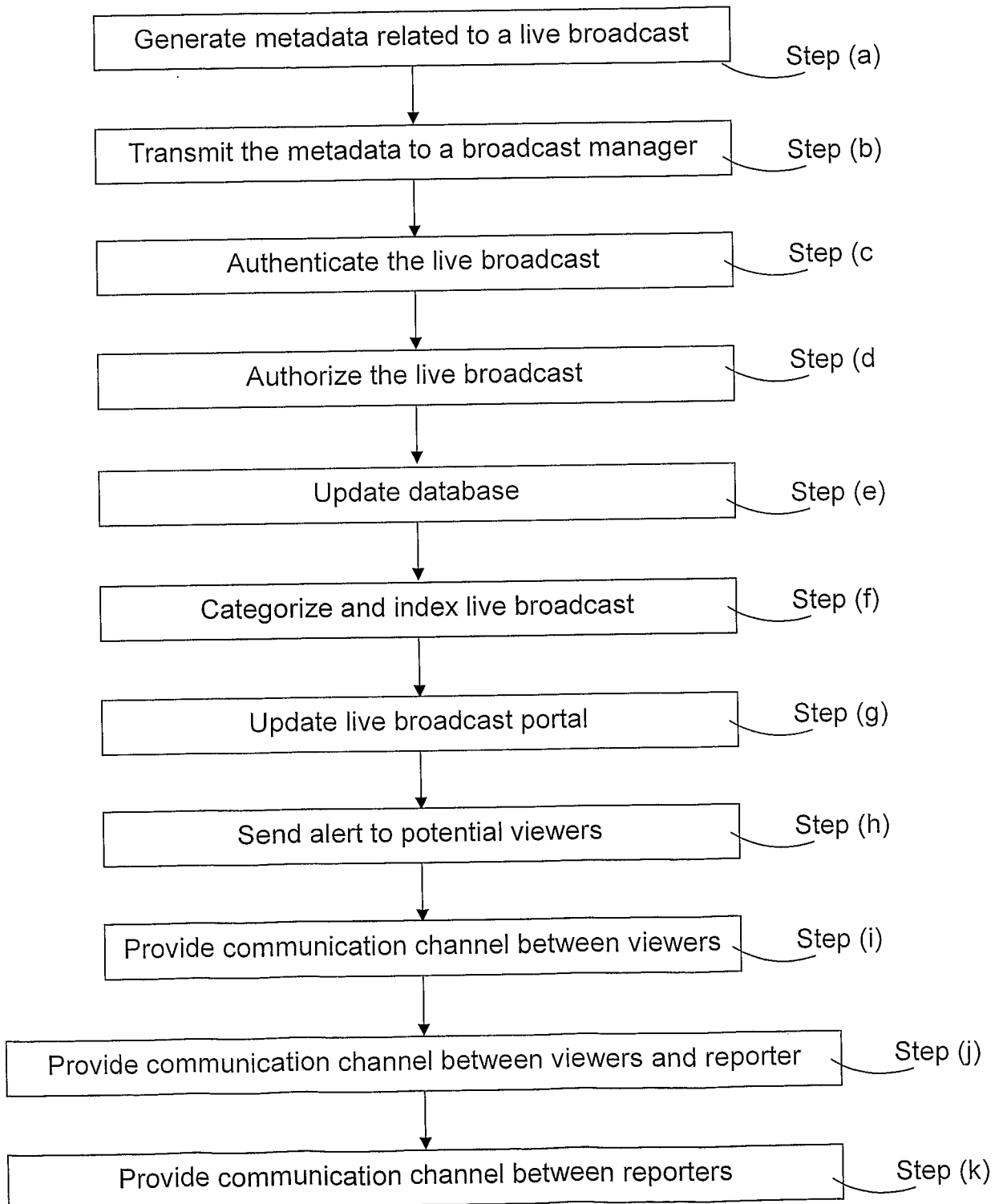
Claim 25. A live uplink transmission and broadcasting management system according to claim 13, wherein said set of QoS management methods coordinate the  
5 usage of Uplink transmissions based also on optimization rules, SLAs, policies or any combination thereof.

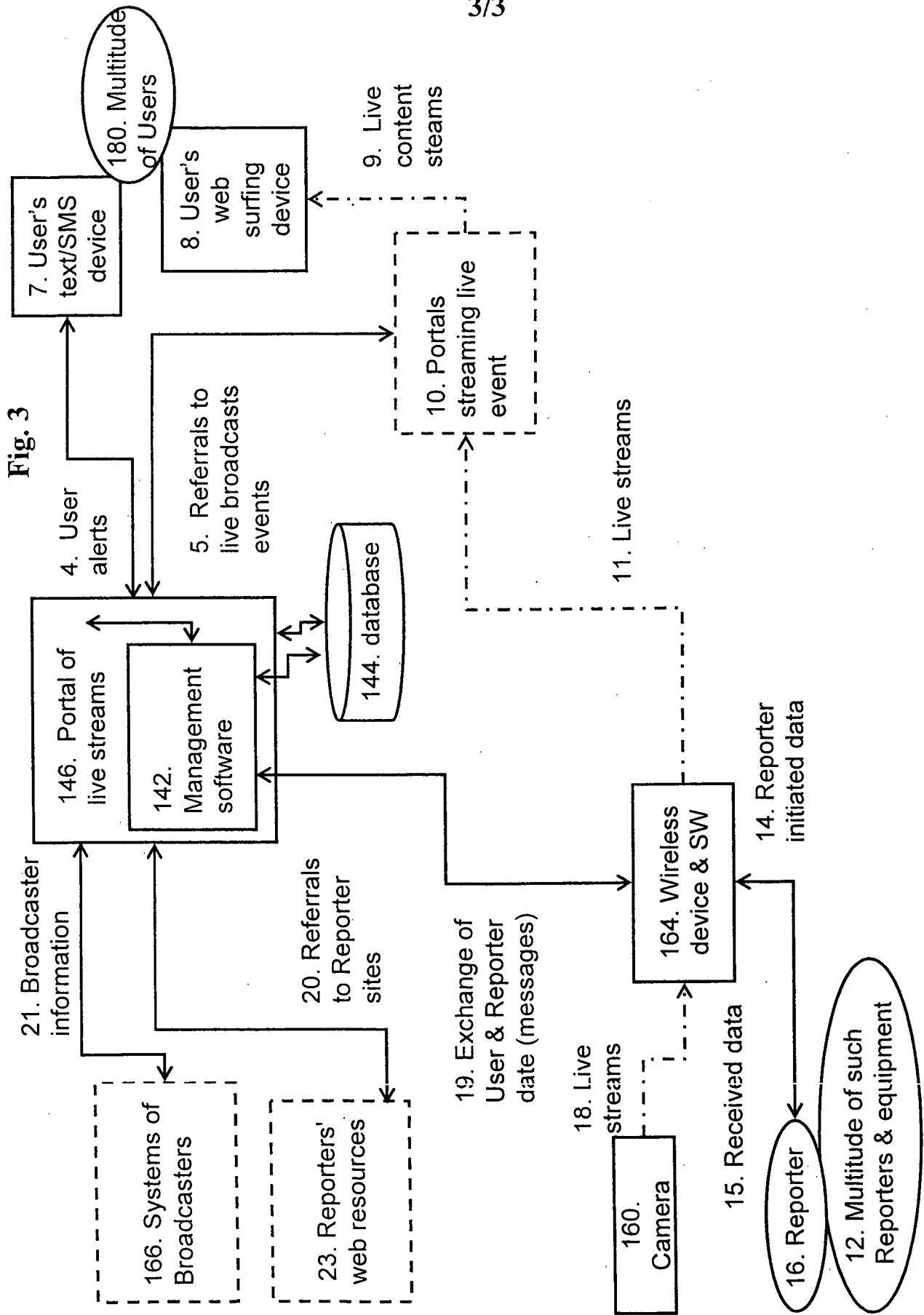
Fig. 1



2/3

Fig. 2





**INTERNATIONAL SEARCH REPORT**

International application No  
**PCT/IL2009/000099**

**A. CLASSIFICATION OF SUBJECT MATTER**  
INV. H04H60/04

According to International Patent Classification (IPC) or to both national classification and IPC

**B. FIELDS SEARCHED**

Minimum documentation searched (classification system followed by classification symbols)  
**H04H H04L H04N**

Documentation searched other than minimum documentation to the extent that such documents are included in the fields searched

Electronic data base consulted during the international search (name of data base and, where practical, search terms used)

**EPO-Internal**

**C. DOCUMENTS CONSIDERED TO BE RELEVANT**

Category*	Citation of document, with indication, where appropriate, of the relevant passages	Relevant to claim No.
Y	US 2002/146232 A1 (HARRADINE VINCE CARL [CA] ET AL) 10 October 2002 (2002-10-10) paragraphs [0004], [0013] - [0015], [0045] - [0099], [0135] - [0138], [0151] - [0158], [0195] figure 2; table 5	1-25
Y	US 2004/098748 A1 (BO LAN [SG] ET AL) 20 May 2004 (2004-05-20) paragraphs [0014], [0065]	1-3,6, 12-15, 18,24
Y	US 2003/046708 A1 (JUTZI CURTIS E [US]) 6 March 2003 (2003-03-06) paragraphs [0013], [0034]	1,8,9, 13,20, 21,25
	----- -/--	

Further documents are listed in the continuation of Box C.

See patent family annex.

\* Special categories of cited documents :

- \*A\* document defining the general state of the art which is not considered to be of particular relevance
- \*E\* earlier document but published on or after the international filing date
- \*L\* document which may throw doubts on priority claim(s) or which is cited to establish the publication date of another citation or other special reason (as specified)
- \*O\* document referring to an oral disclosure, use, exhibition or other means
- \*P\* document published prior to the international filing date but later than the priority date claimed

- \*T\* later document published after the international filing date or priority date and not in conflict with the application but cited to understand the principle or theory underlying the invention
- \*X\* document of particular relevance; the claimed invention cannot be considered novel or cannot be considered to involve an inventive step when the document is taken alone
- \*Y\* document of particular relevance; the claimed invention cannot be considered to involve an inventive step when the document is combined with one or more other such documents, such combination being obvious to a person skilled in the art.
- \*&\* document member of the same patent family

Date of the actual completion of the international search

**8 June 2009**

Date of mailing of the international search report

**16/06/2009**

Name and mailing address of the ISA/  
European Patent Office, P.B. 5818 Patentlaan 2  
NL - 2280 HV Rijswijk  
Tel. (+31-70) 340-2040.  
Fax: (+31-70) 340-3016

Authorized officer

**Sanahuja, Francesc**

INTERNATIONAL SEARCH REPORT

International application No

PCT/IL2009/000099

C(Continuation). DOCUMENTS CONSIDERED TO BE RELEVANT

Category*	Citation of document, with indication, where appropriate, of the relevant passages	Relevant to claim No.
Y	US 2007/083899 A1 (COMPTON CHARLES L [US] ET AL) 12 April 2007 (2007-04-12)  paragraphs [0080], [0092] - [0097], [0103] - [0109], [0141] - [0148], [0170] - [0176], [0245], [0246] -----	1, 3-5, 7, 13, 15-17, 19, 25
Y	US 2007/207832 A1 (GERARDI MICHAEL M [US] ET AL) 6 September 2007 (2007-09-06) the whole document -----	10, 22
Y	GB 2 428 529 A (ERA DIGITAL MEDIA CO LTD [TW]) 31 January 2007 (2007-01-31) the whole document -----	10, 11, 22, 23

# INTERNATIONAL SEARCH REPORT

Information on patent family members

International application No

PCT/IL2009/000099

Patent document cited in search report	Publication date	Patent family member(s)	Publication date
US 2002146232	A1	10-10-2002	AU 4265201 A 15-10-2001
			BR 0105577 A 26-02-2002
			CA 2375688 A1 11-10-2001
			CN 1381055 A 20-11-2002
			EP 1188164 A1 20-03-2002
			WO 0175886 A1 11-10-2001
			JP 2003529990 T 07-10-2003
-----			
US 2004098748	A1	20-05-2004	JP 2004187286 A 02-07-2004
			SG 111978 A1 29-06-2005
-----			
US 2003046708	A1	06-03-2003	NONE
-----			
US 2007083899	A1	12-04-2007	NONE
-----			
US 2007207832	A1	06-09-2007	NONE
-----			
GB 2428529	A	31-01-2007	JP 2007006444 A 11-01-2007
			KR 20060135564 A 29-12-2006
-----			