



US00D723494S

(12) **United States Design Patent**  
**Skafdrup et al.**

(10) **Patent No.:** **US D723,494 S**

(45) **Date of Patent:** **\*\* Mar. 3, 2015**

(54) **WIRELESS HANDSET**

(71) Applicant: **SpectraLink Corporation**, Boulder, CO (US)

(72) Inventors: **Simon Skafdrup**, Aarhus C. (DK); **Klaus Lauritsen**, Brabrand (DK); **Ole Madsbøll**, Brabrand (DK)

(73) Assignee: **SpectraLink Corporation**

(\*\*) Term: **14 Years**

(21) Appl. No.: **29/457,407**

(22) Filed: **Jun. 10, 2013**

(51) **LOC (10) Cl.** ..... **14-03**

(52) **U.S. Cl.**

USPC ..... **D14/138 G**

(58) **Field of Classification Search**

CPC ..... H04M 1/0202; H04M 1/0235; H04M 1/0237; H04M 1/0239; H04M 2250/52

USPC ..... D14/138 R, 138 AD, 138 AC, 138 C, D14/138 G, 137, 341–347, 247–248

See application file for complete search history.

(56) **References Cited**

U.S. PATENT DOCUMENTS

D313,401 S \* 1/1991 Tanabe ..... D14/346  
D467,890 S \* 12/2002 Lai et al. .... D14/138 G  
D491,156 S \* 6/2004 Kawakami et al. .... D14/138 G  
D509,813 S \* 9/2005 Miyazawa et al. .... D14/138 AD

D525,959 S \* 8/2006 Kim et al. .... D14/138 AD  
D527,368 S \* 8/2006 Kim et al. .... D14/138 AD  
D532,766 S \* 11/2006 Lee ..... D14/138 AD  
D541,782 S \* 5/2007 Kim et al. .... D14/138 AA  
D558,724 S \* 1/2008 Hsu et al. .... D14/138 AD  
D567,788 S \* 4/2008 Kim et al. .... D14/138 AD  
D578,986 S \* 10/2008 Kim et al. .... D14/138 AD  
D593,530 S \* 6/2009 Park et al. .... D14/138 AD  
8,825,036 B2 \* 9/2014 Kemery ..... 455/420

\* cited by examiner

*Primary Examiner* — Bridget L Eland

(74) *Attorney, Agent, or Firm* — Honigman Miller Schwartz and Cohn LLP

(57) **CLAIM**

The ornamental design for a wireless handset, as shown and described.

**DESCRIPTION**

FIG. 1 is a front perspective view of a wireless handset showing our new design;

FIG. 2 is a rear perspective view thereof;

FIG. 3 is a front view thereof;

FIG. 4 is a rear view thereof;

FIG. 5 is a left side view thereof;


FIG. 6 is a right side view thereof;

FIG. 7 is a top view thereof; and,

FIG. 8 is a bottom view thereof.

The dashed lines in the drawing views depict portions of the design that form no part of the claim.

**1 Claim, 8 Drawing Sheets**



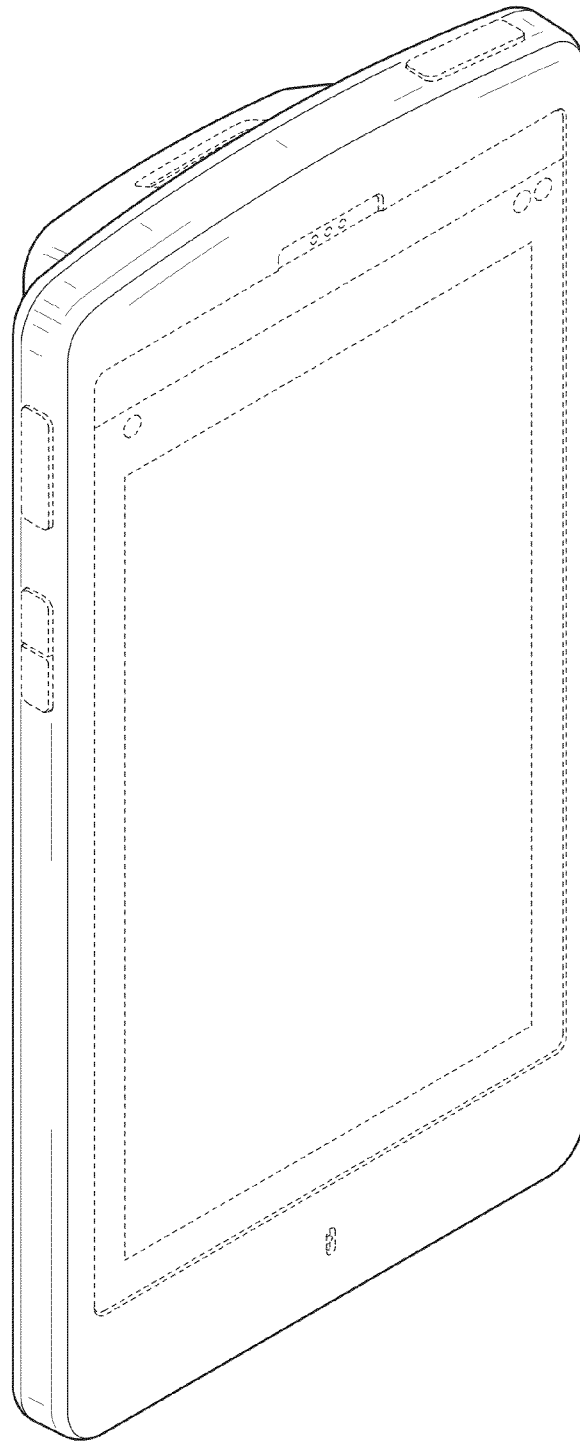


FIG. 1

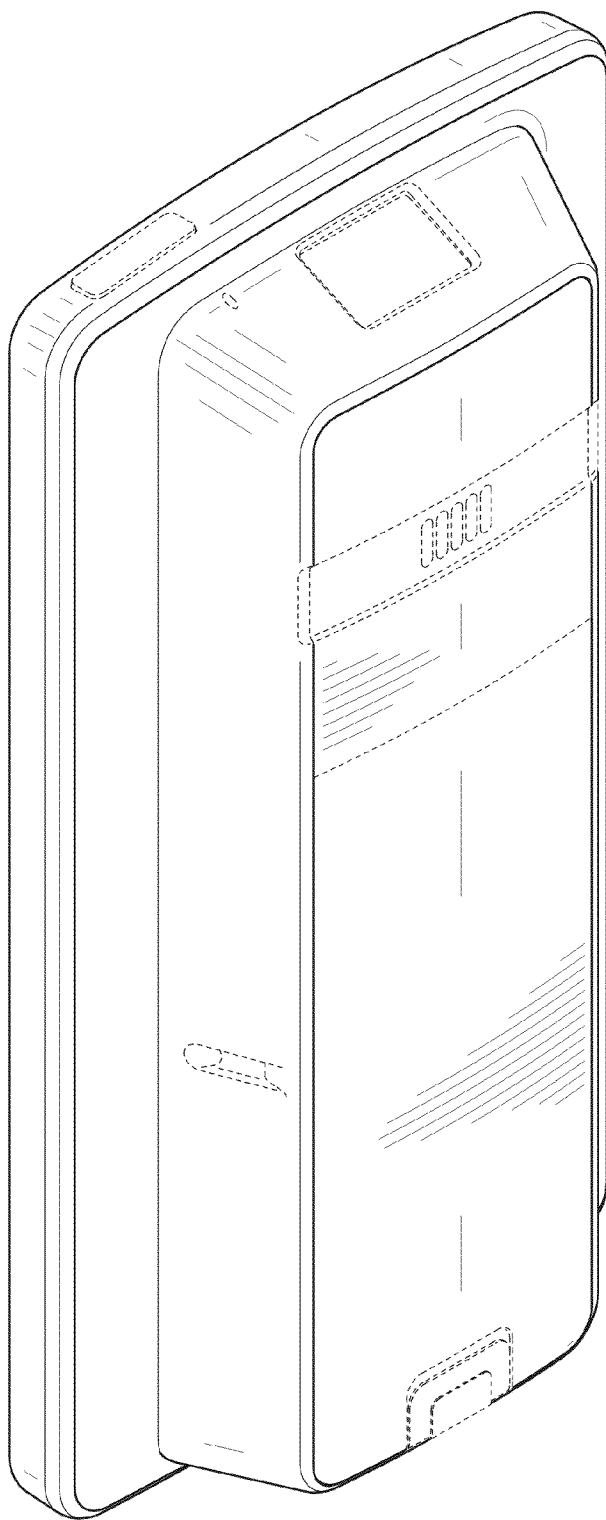


FIG. 2




FIG. 3

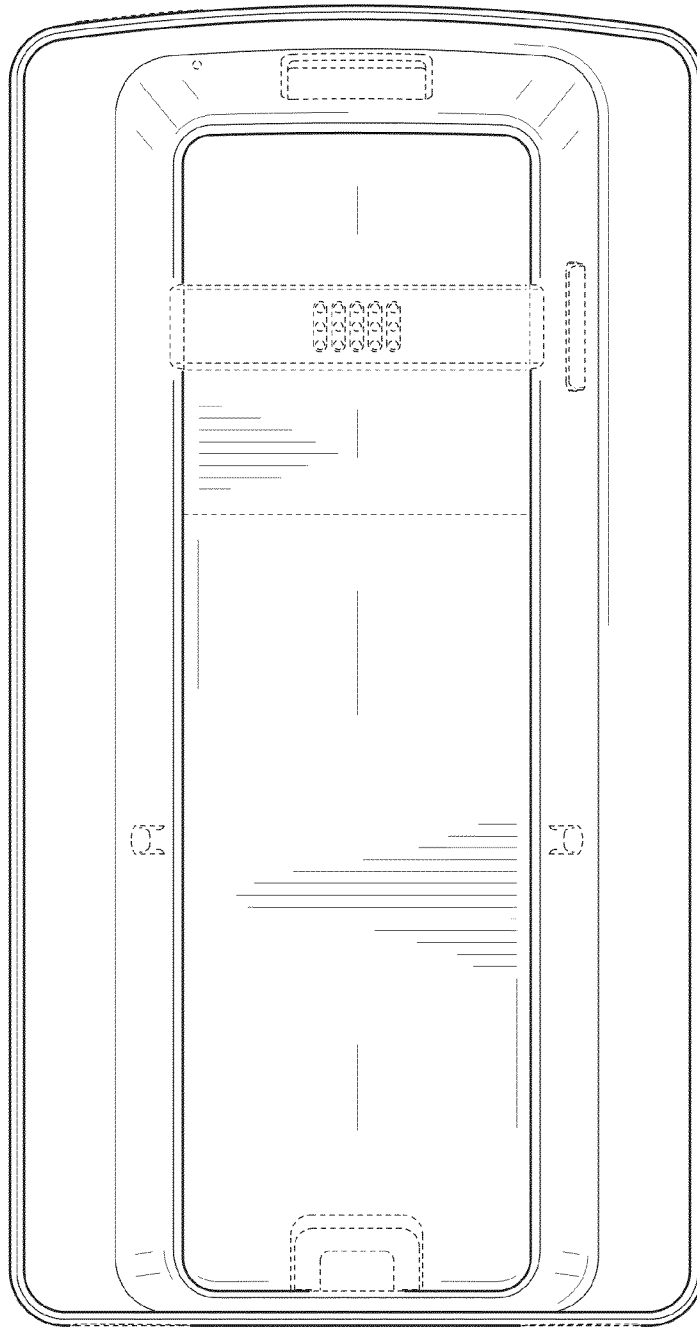


FIG. 4




FIG. 5




FIG. 6

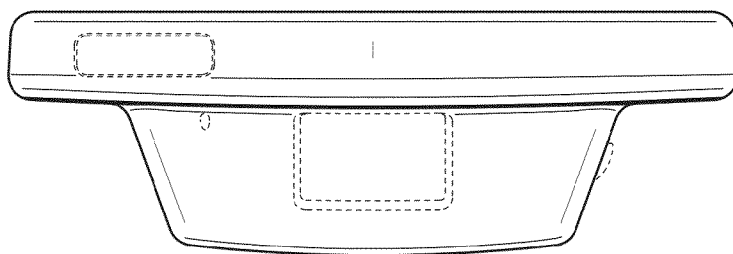


FIG. 7




FIG. 8