



US00D866369S

(12) **United States Design Patent** (10) **Patent No.:** **US D866,369 S**
Lahat et al. (45) **Date of Patent:** **** Nov. 12, 2019**

(54) **MOTION DETECTOR**

(71) Applicant: **Tyco Fire & Security GmbH**,
Neuhausen am Rheinfall (CH)

(72) Inventors: **Michael Lahat**, Kiryat Ono (IL); **Yigal Brodetsky**, Rishon le Zion (IL)

(73) Assignee: **TYCO FIRE & SECURITY GMBH**,
Neuhausen am Rheinfall (CH)

(**) Term: **15 Years**

(21) Appl. No.: **29/640,992**

(22) Filed: **Mar. 19, 2018**

(51) **LOC (12) Cl.** **10-04**

(52) **U.S. Cl.**
USPC **D10/70**; D10/106.6

(58) **Field of Classification Search**
USPC D10/70, 106.6

CPC .. G01P 13/00; G01P 13/0006; G01P 13/0013;
G01P 13/002; G01P 13/0026; G01P
13/0033; G01P 13/004; G01P 13/0046;
G01P 13/0053; G01P 13/006; G01P
13/0066; G01P 13/0073; G01P 13/008;
G01P 13/0086; G01P 13/0093; G08B
21/00; G08B 21/02; G08B 21/0202;
G08B 21/0205; G08B 21/0208; G08B
21/0211; G08B 21/0213; G08B 21/0216;
G08B 21/0219; G08B 21/0222; G08B
21/0225; G08B 21/0227; G08B 21/023;
G08B 21/0233; G08B 21/0236; G08B
21/0238; G08B 21/0241; G08B 21/0244;
G08B 21/0247; G08B 21/025; G08B
21/0252; G08B 21/0258; G08B 21/0261;
G08B 21/0263; G08B 21/0266; G08B
21/0269; G08B 21/0272; G08B 21/0275;
G08B 21/0277; G08B 21/028; G08B
21/0283; G08B 21/0286; G08B 21/0288;
G08B 21/0291; G08B 21/0194; G08B
21/0297; G08B 21/04; G08B 21/0407;
G08B 21/0415; G08B 21/0423; G08B
21/043; G08B 21/0438; G08B 21/0446;

G08B 21/0453; G08B 21/0461; G08B
21/0469; G08B 21/0476; G08B 21/0484;
G08B 21/0492; G08B 21/06; G08B
21/08; G08B 21/082; G08B 21/084;
G08B 21/086; G08B 21/088; G08B
21/10; G08B 21/12; G08B 21/14; G08B
21/16; G08B 21/18; G08B 21/182; G08B
21/185; G08B 21/187; G08B 21/20;
G08B 21/22; G08B 21/24; G08B 21/245;
G08B 23/00; G08B 13/00; G08B 13/02;
G08B 13/04; G08B 13/06;

(Continued)

(56) **References Cited**

PUBLICATIONS

Series TE-WSS "Stainless Steel Wall Plate Temperature Sensor,"
Dwyer Instruments, Inc., www.dwyer-inst.com, 153 (2017).

(Continued)

Primary Examiner — Antoine Duval Davis

(74) *Attorney, Agent, or Firm* — Arent Fox LLP

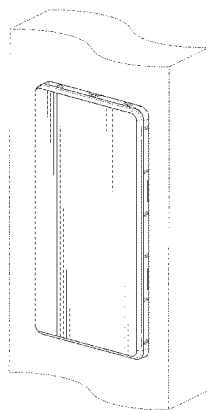
(57) **CLAIM**

The ornamental design for a motion detector, as shown and
described.

DESCRIPTION

FIG. 1 is a perspective view of a motion detector in
accordance with a first embodiment of the present invention,
the motion detector being shown in an example use condi-
tion;
FIG. 2 is front side view thereof;
FIG. 3 is rear view thereof;
FIG. 4 is left side view thereof;
FIG. 5 is right side view thereof;
FIG. 6 is top view thereof; and,
FIG. 7 is bottom view thereof.

(Continued)



The broken lines shown in the figures are included for the purpose of illustrating portions of the motion detector and an environmental structure and form no part of the claimed design.

1 Claim, 5 Drawing Sheets

(58) **Field of Classification Search**

CPC G08B 13/08; G08B 13/10; G08B 13/12;
 G08B 13/122; G08B 13/124; G08B
 13/126; G08B 13/028; G08B 13/14;
 G08B 13/1409; G08B 13/1418; G08B
 13/1427; G08B 13/1436; G08B 13/1445;
 G08B 13/1454; G08B 13/1463; G08B
 13/1472; G08B 13/1481; G08B 13/149;
 G08B 13/16; G08B 13/1609; G08B
 13/1618; G08B 13/1627; G08B 13/1636;
 G08B 13/1645; G08B 13/1654; G08B
 13/1663; G08B 13/1672; G08B 13/1681;
 G08B 13/169; G08B 13/18; G08B
 13/181; G08B 13/183; G08B 13/184;
 G08B 13/186; G08B 13/187; G08B
 13/189; G08B 13/1895; G08B 13/19;
 G08B 13/191; G08B 13/193; G08B
 13/194; G08B 13/196; G08B 13/19604;
 G08B 13/19606; G08B 13/19608; G08B
 13/1961; G08B 13/19613; G08B
 13/19615; G08B 13/19617; G08B
 13/19619; G08B 13/19621; G08B
 13/19623; G08B 13/19626; G08B
 13/19628; G08B 13/1963; G08B
 13/19632; G08B 13/19634; G08B
 13/19636; G08B 13/19639; G08B
 13/19641; G08B 13/19643; G08B
 13/19645; G08B 13/19647; G08B

13/1965; G08B 13/19652; G08B
 13/19654; G08B 13/19656; G08B
 13/19658; G08B 13/1966; G08B
 13/19663; G08B 3/19665; G08B
 13/19667; G08B 13/19669; G08B
 13/19671; G08B 13/19673; G08B
 13/19676; G08B 13/19678; G08B
 13/1968; G08B 13/19682; G08B
 13/19684; G08B 13/19686; G08B
 13/19689; G08B 13/19691; G08B
 13/19693; G08B 13/19695; G08B
 13/19697; G08B 13/20; G08B 13/22;
 G08B 13/24; G08B 13/2402; G08B
 13/2405; G08B 13/2408; G08B 13/2411;
 G08B 13/2414; G08B 13/2417; G08B
 13/242; G08B 13/2422; G08B 13/2425;
 G08B 13/2428; G08B 13/2431; G08B
 13/2434; G08B 13/2437; G08B 13/244;
 G08B 13/2442; G08B 13/2445; G08B
 13/2448; G08B 13/2451; G08B 13/2454;
 G08B 13/2457; G08B 13/246; G08B
 13/2462; G08B 13/2465; G08B 13/2468;
 G08B 13/2471; G08B 13/2474; G08B
 13/2477; G08B 13/248; G08B 13/2482;
 G08B 13/2485; G08B 13/2488; G08B
 13/2491; G08B 13/2494; G08B 13/2497;
 G08B 13/26

See application file for complete search history.

(56)

References Cited

PUBLICATIONS

“MR-4000/4000R Flush Mount PIR Detectors” Visonic® Installation Instructions, 1-4 (2011).
 Tekmar®—Data Brochure Indoor Sensor 084, 1-4 (2007).
 “MP-841 ZigBee Extra Long Range Wireless Digital Pet Immune PIR Motion Detector,” Visonic, 1-2 (Mar. 8, 2017).

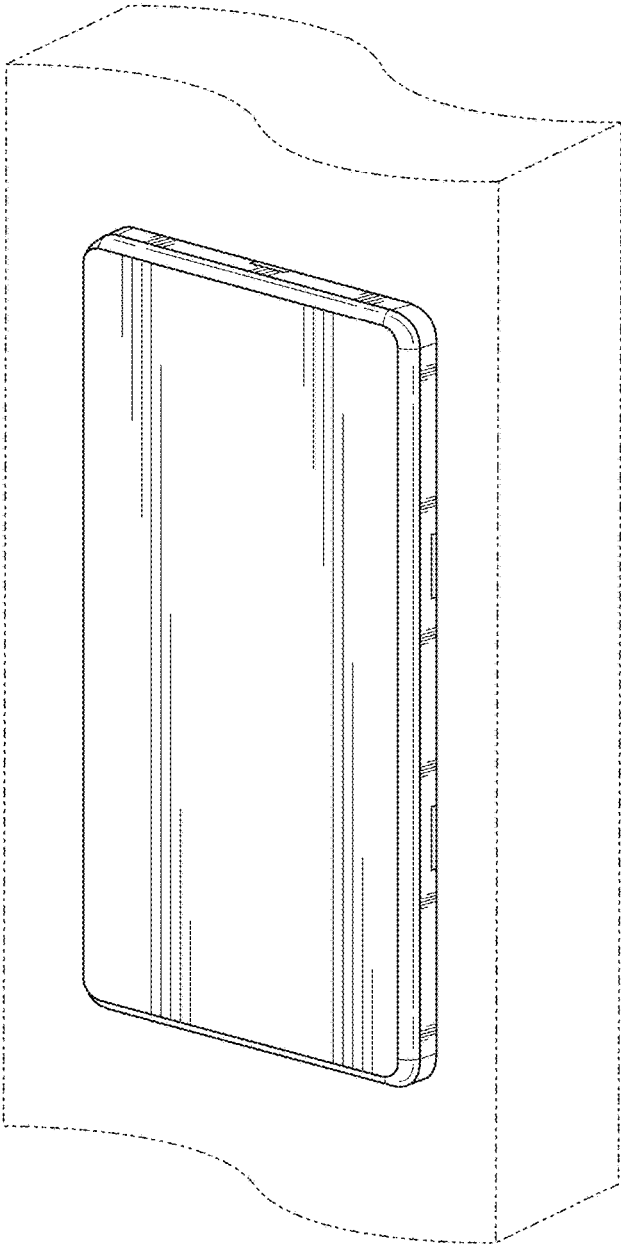


FIG. 1




FIG. 2

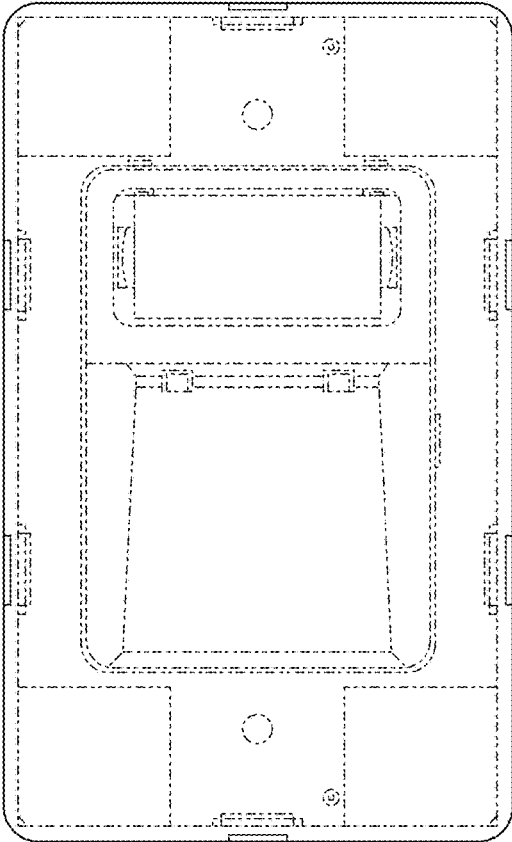


FIG. 3

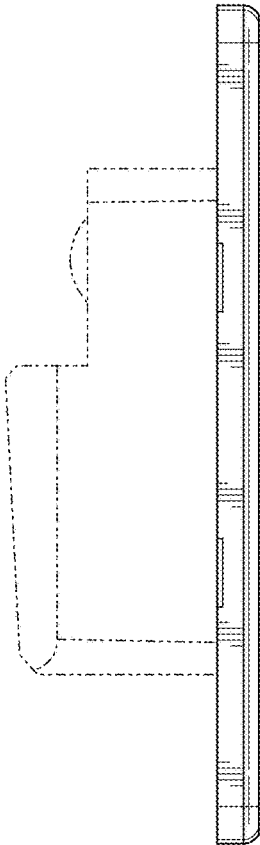


FIG. 4

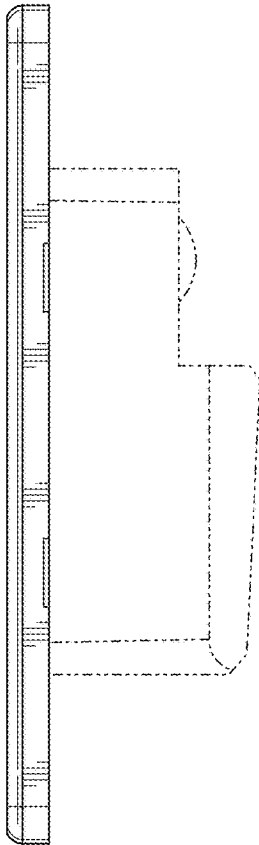


FIG. 5

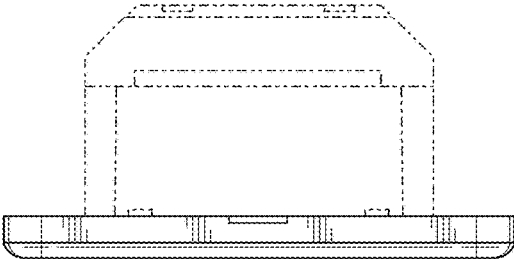


FIG. 6

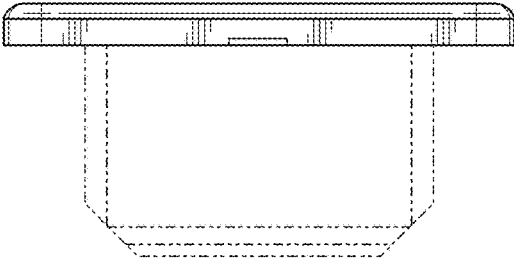


FIG. 7