Office de la Propriété Intellectuelle du Canada
Un organisme d'Industrie Canada

Canadian Intellectual Property Office
An agency of Industry Canada

CA 2502357 A1 2004/04/29

(21) 2 502 357

(12) DEMANDE DE BREVET CANADIEN
CANADIAN PATENT APPLICATION

(13) A1

(86) Date de dépôt PCT/PCT Filing Date: 2003/10/16
(87) Date publication PCT/PCT Publication Date: 2004/04/29
(85) Entrée phase nationale/National Entry: 2005/04/14
(86) N° demande PCT/PCT Application No.: US 2003/032556
(87) N° publication PCT/PCT Publication No.: 2004/035741
(30) Priorités/Priorities: 2002/10/17 (60/419,433) US;
2003/02/21 (60/449,331) US

(51) Cl.Int.^{7}/Int.Cl.^{7} C12Q 1/68, A61K 38/17, C07H 21/04, C07K 14/435, G01N 33/53

(71) Demandeur/Applicant:
DECODE GENETICS EHF., IS

(72) Inventeurs/Inventors:
HELGADOTTIR, ANNA, IS;
GURNEY, MARK E., US;
GULCHER, JEFFREY R., US

(74) Agent: SMART & BIGGAR

(54) Titre : GENE DE SUSCEPTIBILITE POUR L'INFARCTUS DU MYOCARDE, ET PROCEDES DE TRAITEMENT
(54) Title: SUSCEPTIBILITY GENE FOR MYOCARDIAL INFARCTION; METHODS OF TREATMENT

(57) Abrégé/Abstract:
Linkage of myocardial infarction (MI) and a locus on chromosome 13q12 is disclosed. In particular, the FLAP gene within this locus is shown by genetic association analysis to be a susceptibility gene for MI. Pathway targeting for treatment and diagnostic applications in identifying those have MI or at risk of developing MI, in particular are described.

(12) INTERNATIONAL APPLICATION PUBLISHED UNDER THE PATENT COOPERATION TREATY (PCT)

(19) World Intellectual Property Organization
International Bureau

(43) International Publication Date
29 April 2004 (29.04.2004)

PCT

(10) International Publication Number
WO 2004/035741 A3

(51) International Patent Classification[7]: C12Q 1/68, G01N 33/53, A61K 38/17, C07H 21/04, C07K 14/435

(21) International Application Number: PCT/US2003/032556

(22) International Filing Date: 16 October 2003 (16.10.2003)

(25) Filing Language: English

(26) Publication Language: English

(30) Priority Data:
60/419,433 17 October 2002 (17.10.2002) US
60/449,331 21 February 2003 (21.02.2003) US

(71) Applicant *(for all designated States except US)*: **DECODE GENETICS EHF.** [IS/IS]; Sturlugotu 8, IS-101 Reykjavik (IS).

(72) Inventors; and

(75) Inventors/Applicants *(for US only)*: **HELGADOTTIR, Anna** [IS/IS]; Hamravik 86, IS-112 Reykjavik (IS). **GURNEY, Mark, E.** [US/US]; 910 Rosewood Avenue SE, East Grand Rapids, MI 49506 (US). **GULCHER, Jeffrey, R.** [US/US]; 25663 Countryside, Lake Barrington, IL 60010 (US).

(74) Agent: **GASS, David, A.**; Marshall, Gerstein & Borun LLP, 6300 Sears Tower, 233 South Wacker Drive, Chicago, IL 60606-6357 (US).

(81) Designated States *(national)*: AE, AG, AL, AM, AT, AU, AZ, BA, BB, BG, BR, BY, BZ, CA, CH, CN, CO, CR, CU, CZ, DE, DK, DM, DZ, EC, EE, EG, ES, FI, GB, GD, GE, GH, GM, HR, HU, ID, IL, IN, IS, JP, KE, KG, KP, KR, KZ, LC, LK, LR, LS, LT, LU, LV, MA, MD, MG, MK, MN, MW, MX, MZ, NI, NO, NZ, OM, PG, PH, PL, PT, RO, RU, SC, SD, SE, SG, SK, SL, SY, TJ, TM, TN, TR, TT, TZ, UA, UG, US, UZ, VC, VN, YU, ZA, ZM, ZW.

(84) Designated States *(regional)*: ARIPO patent (GH, GM, KE, LS, MW, MZ, SD, SL, SZ, TZ, UG, ZM, ZW), Eurasian patent (AM, AZ, BY, KG, KZ, MD, RU, TJ, TM), European patent (AT, BE, BG, CH, CY, CZ, DE, DK, EE, ES, FI, FR, GB, GR, HU, IE, IT, LU, MC, NL, PT, RO, SE, SI, SK, TR), OAPI patent (BF, BJ, CF, CG, CI, CM, GA, GN, GQ, GW, ML, MR, NE, SN, TD, TG).

Published:
— *with international search report*
— *before the expiration of the time limit for amending the claims and to be republished in the event of receipt of amendments*

(88) Date of publication of the international search report:
29 December 2004

For two-letter codes and other abbreviations, refer to the "Guidance Notes on Codes and Abbreviations" appearing at the beginning of each regular issue of the PCT Gazette.

WO 2004/035741 A3

(54) Title: SUSCEPTIBILITY GENE FOR MYOCARDIAL INFARCTION; METHODS OF TREATMENT

(57) Abstract: Linkage of myocardial infarction (MI) and a locus on chromosome 13q12 is disclosed. In particular, the FLAP gene within this locus is shown by genetic association analysis to be a susceptibility gene for MI. Pathway targeting for treatment and diagnostic applications in identifying those have MI or at risk of developing MI, in particular are described.

SUSCEPTIBILITY GENE FOR MYOCARDIAL INFARCTION; METHODS OF TREATMENT

RELATED APPLICATIONS

This application claims the benefit of U.S. Provisional Application No. 60/449,331, filed on February 21, 2003, and claims the benefit of U.S. Provisional Application No. 60/419,433, filed on October 17, 2002. The entire teachings of the above applications are incorporated herein by reference.

BACKGROUND OF THE INVENTION

Myocardial infarction (MI) and Acute Coronary Syndrome (ACS), *e.g.*, unstable angina, non-ST-elevation myocardial infarction (NSTEMI) or ST-elevation myocardial infarction (STEMI), are the leading causes of hospital admissions in industrialized countries. Cardiovascular disease continues to be the principle cause of death in the United States, Europe and Japan. The costs of the disease are high both in terms of morbidity and mortality, as well as in terms of the financial burden on health care systems.

Myocardial infarction generally occurs when there is an abrupt decrease in coronary blood flow following a thrombotic occlusion of a coronary artery previously damaged by atherosclerosis. In most cases, infarction occurs when an atherosclerotic plaque fissures, ruptures or ulcerates and when conditions favor thrombogenesis. In rare cases, infarction may be due to coronary artery occlusion caused by coronary emboli, congenital abnormalities, coronary spasm, and a wide variety of systemic, particularly inflammatory diseases. Medical risk factors for MI include cigarette smoking, diabetes, hypertension and serum total cholesterol levels > 200 mg/dL, elevated serum LDL cholesterol, and low serum HDL cholesterol. Event rates in individuals without a prior history of cardiovascular disease are about 1%. In individuals who have had a first MI or ACS, the risk of a repeat MI within

the next year is 10-14%, despite maximal medical management including angioplasty and stent placement.

Atherosclerosis can affect vascular beds in many large and medium arteries. Myocardial infarction and unstable angina (acute coronary syndrome (ACS)) stem from coronary artery atherosclerosis, while ischemic stroke most frequently is a consequence of carotid or cerebral artery atherosclerosis. Limb ischemia caused by peripheral arterial occlusive disease (PAOD) may occur as a consequence of iliac, femoral and popliteal artery atherosclerosis. The atherosclerotic diseases remain common despite the wide-spread use of medications that inhibit thrombosis (aspirin) or treat medical risk factors such as elevated cholesterol levels in blood (statins), diabetes, or hypertension (diuretics and anti-hypertensives).

Atherosclerotic disease is initiated by the accumulation of lipids within the artery wall, and in particular, the accumulation of low-density lipoprotein (LDL) cholesterol. The trapped LDL becomes oxidized and internalized by macrophages. This causes the formation of atherosclerotic lesions containing accumulations of cholesterol-engorged macrophages, referred to as "foam cells". As disease progresses, smooth muscle cells proliferate and grow into the artery wall forming a "fibrous cap" of extracellular matrix enclosing a lipid-rich, necrotic core. Present in the arterial walls of most people throughout their lifetimes, fibrous atherosclerotic plaques are relatively stable. Such fibrous lesions cause extensive remodeling of the arterial wall, outwardly displacing the external, elastic membrane, without reduction in luminal diameter or serious impact on delivery of oxygen to the heart. Accordingly, patients can develop large, fibrous atherosclerotic lesions without luminal narrowing until late in the disease process. However, the coronary arterial lumen can become gradually narrowed over time and in some cases compromise blood flow to the heart, especially under high demand states such as exercise. This can result in reversible ischemia causing chest pain relieved by rest called stable angina.

In contrast to the relative stability of fibrous atherosclerotic lesions, the culprit lesions associated with myocardial infarction and unstable angina (each of which are part of the acute coronary syndrome) are characterized by a thin fibrous cap, a large lipid core, and infiltration of inflammatory cells such as T-lymphocytes and monocyte/macrophages. Non-invasive imaging techniques have shown that most MI's occur at sites with low- or intermediate- grade stenoses, indicating that coronary artery occlusion is due most frequently to rupture of culprit lesions with consequent formation of a thrombus or blood clot and not solely due to luminal narrowing by stenosis. Plaque rupture may be due to erosion or uneven thinning of the fibrous cap, usually at the margins of the lesion where macrophages enter, accumulate, and become activated by a local inflammatory process. Thinning of the fibrous cap may result from degradation of the extracellular matrix by proteases released from activated macrophages. These changes producing plaque instability and risk of MI may be augmented by production of tissue-factor procoagulant and other factors increasing the likelihood of thrombosis.

In acute coronary syndrome, the culprit lesion showing rupture or erosion with local thrombosis typically is treated by angioplasty or by balloon dilation and placement of a stent to maintain luminal patency. Patients experiencing ACS are at high risk for a second coronary event due to the multi-vessel nature of coronary artery disease with event rates approaching 10-14% within 12 months after the first incident.

The emerging view of MI is as an inflammatory disease of the arterial vessel wall on preexisting chronic atherosclerotic lesions, sometimes triggering rupture of culprit lesions and leading to local thrombosis and subsequent myocardial infarction. The process that triggers and sustains arterial wall inflammation leading to plaque instability is unknown, however, it results in the release into the circulation of tumor necrosis factor alpha and interleukin-6. These and other cytokines or biological mediators released from the damaged vessel wall stimulate an inflammatory response in the liver causing elevation in several non-specific general inflammatory markers

including C-reactive protein. Although not specific to atherosclerosis, elevated C-reactive protein (CRP) and serum amyloid A appear to predict risk for MI, perhaps as surrogates for vessel wall inflammation.

Although classical risk factors such as smoking, hyperlipidemia, hypertension, and diabetes are associated with many cases of coronary heart disease (CHD) and MI, many patients do not have involvement of these risk factors. In fact, many patients who exhibit one or more of these risk factors do not develop MI. Family history has long been recognized as one of the major risk factors. Although some of the familial clustering of MI reflects the genetic contribution to the other conventional risk factors, a large number of studies have suggested that there are significant genetic susceptibility factors, beyond those of the known risk factors (Friedlander Y, *et al., Br. Heart J.* 1985; 53:382-7, Shea S. *et al., J. Am. Coll. Cardiol.* 1984; 4:793-801, and Hopkins P.N., *et al., Am. J. Cardiol.* 1988; 62:703-7). Major genetic susceptibility factors have only been identified for the rare Mendelian forms of hyperlipidemia such as a familial hypercholesterolemia.

Genetic risk is conferred by subtle differences in genes among individuals in a population. Genes differ between individuals most frequently due to single nucleotide polymorphisms (SNP), although other variations are also important. SNP are located on average every 1000 base pairs in the human genome. Accordingly, a typical human gene containing 250,000 base pairs may contain 250 different SNP. Only a minor number of SNP are located in exons and alter the amino acid sequence of the protein encoded by the gene. Most SNP have no effect on gene function, while others may alter transcription, splicing, translation, or stability of the mRNA encoded by the gene. Additional genetic polymorphism in the human genome is caused by insertion, deletion, translocation, or inversion of either short or long stretches of DNA. Genetic polymorphisms conferring disease risk may therefore directly alter the amino acid sequence of proteins, may increase the amount of protein produced from the gene, or may decrease the amount of protein produced by the gene.

As genetic polymorphisms conferring risk of disease are uncovered, genetic testing for such risk factors is becoming important for clinical medicine. Examples are apolipoprotein E testing to identify genetic carriers of the apoE4 polymorphism in dementia patients for the differential diagnosis of Alzheimer's disease, and of Factor V Leiden testing for predisposition to deep venous thrombosis. More importantly, in the treatment of cancer, diagnosis of genetic variants in tumor cells is used for the selection of the most appropriate treatment regime for the individual patient. In breast cancer, genetic variation in estrogen receptor expression or heregulin type 2 (Her2) receptor tyrosine kinase expression determine if anti-estrogenic drugs (tamoxifen) or anti-Her2 antibody (Herceptin) will be incorporated into the treatment plan. In chronic myeloid leukemia (CML) diagnosis of the Philadelphia chromosome genetic translocation fusing the genes encoding the Bcr and Abl receptor tyrosine kinases indicates that Gleevec (STI571), a specific inhibitor of the Bcr-Abl kinase should be used for treatment of the cancer. For CML patients with such a genetic alteration, inhibition of the Bcr-Abl kinase leads to rapid elimination of the tumor cells and remission from leukemia.

Many general inflammatory markers predict risk of coronary heart disease, although these markers are not specific to atherosclerosis. For example, Stein (Stein, S., *Am J Cardiol , 87* (suppl):21A-26A (2001)) discusses the use of any one of the following serum inflammatory markers as surrogates for predicting risk of coronary heart disease including C-reactive protein (CRP), serum amyloid A, fibrinogen, interleukin-6, tissue necrosis factor-alpha, soluble vascular cell adhesion molecules (sVCAM), soluble intervascular adhesion molecules (sICAM), E-selectin, matrix metalloprotease type-1, matrix metalloprotease type-2, matrix metalloprotease type-3, and matrix metalloprotease type-9. Elevation in one more of these serum inflammatory markers is not specific to coronary heart disease but also occurs with age or in association with cerebrovascular disease, peripheral vascular disease, non-insulin dependent diabetes, osteoarthritis, bacterial infection, and sepsis.

Serum C-reactive protein (CRP) is viewed as a convenient and sensitive marker of systemic inflammation. Generally CRP is measured in serum samples using commercially available enzyme-linked immunosorbent assays (EIA). Consistent across multiple published studies is the finding of a correlation between increased risk for coronary artery disease with increased serum CRP. For example, in the Women's Health Study, CRP was measured in 27,939 apparently healthy American women. The cut-off points for quintiles of serum CRP in women were: less than or equal to 0.49, more than 0.49 to 1.08, more than 1.08 to 2.09, more than 2.09 to 4.19, and more than 4.19 mg CRP per liter, see Ridker, P.M. *et al.*, *New England. J. Med., 347*: 1557-1565 (2001). In comparison to the lowest quintile, and even when adjusting for age, every quintile more than 0.49 mg CRP per liter was associated with increased risk for coronary heart disease with the highest relative risk of 4.5 seen for those women in the highest quintile of serum CRP (more than 4.19 mg CRP per liter). A similar correlation between increased serum CRP and increased risk for coronary heart disease in women has been reported (Ridker, P.M *et al.*, *New Engld. J. Med.*, *342*:836-843 (2000) and Bermudez, E.A. *et .al.*, *Arterioscler. Thromb. Vasc. Biol., 22*: 1668-1673 (2002)). Men also show a correlation between increased serum inflammatory markers such as CR and increased risk for coronary heart disease has been reported (Doggen, C.J.M. *et al.*, J.. *Internal Med.*, *248*:406-414 (2000) and Ridker, P.M. *et al.*, *New England. J. Med., 336*: 973-979 (1997)). Quintiles for serum CRP as reported by Doggen *et al.*, were less than 0.65, more than 0.65 to 1.18, more than 1.18 to 2.07, more than 2.07 to 4.23, and more than 4.23 mg CRP per liter. Unlike women, elevated serum CRP correlates with increased relative risk for coronary heart disease only in the 4th and 5th quintiles of CRP (relative risk of 1.7x and 1.9x, respectively).

Serum CRP in women also has been measured in conjunction with lipid markers such as levels of serum low density lipoprotein-cholesterol (LDL-C). In the study by Ridker, P.M. *et al.* (2002), serum CRP and LDL-C are minimally correlated, screening for both serum markers provided better

prognostic indication than either alone. Thus, women with serum CRP above median values (more than 1.52 mg CRP per liter) and also serum LDL-C above median values (more than 123.7 mg LDL-C per deciliter) were at highest risk for coronary heart disease.

Elevated CRP or other serum inflammatory markers is also prognostic for increased risk of a second myocardial infarct in patients with a previous myocardial infarct (Retterstol, L. *et al.*, *Atheroscler., 160*: 433-440 (2002)).

Since CRP is produced in the liver, there is no a priori mechanistic explanation for why elevation in CRP and other serum inflammatory markers should be prognostic for coronary artery disease. As discussed by Doggen, C.J.M., *et al.*, one or more of the following factors were speculated to account for the correlation observed: (1) intrinsic inflammation and tissue damage within arterial lesions, (2) prior infection by *Helicobacter pylori* or by *Chlamydia pneumoniae*, (3) release of peptide cytokines including interleukin-6, or (4) activation of the complement system.

The end products of the leukotriene pathway are potent inflammatory lipid mediators derived from arachidonic acid. They can potentially contribute to development of atherosclerosis and destabilization of atherosclerotic plaques through lipid oxidation and/or proinflammatory effects. LTC4, LTD4, and LTE4, are known to induce vasoconstriction. Allen *et al.*, *Circulation*, *97*:2406-2413 (1998) described a novel mechanism in which atherosclerosis is associated with the appearance of a leukotriene receptor(s) capable of inducing hyperactivity of human epicardial coronary arteries in response to LTC4 and LTD4. LTB4, on the other hand, is a strong proinflammatory agent.

Increased production of these end products, of the leukotriene pathway, could therefore serve as a risk factor for MI and atherosclerosis, whereas both inflammation and vasoconstriction/vasospasm have a well established role in the pathogenesis of MI and atherosclerosis. It has also been shown that a heterozygous deficiency of the 5-LO enzyme in a knockout mouse model decreases atherosclerotic lesion size in LDLR-/- mice by about 95%. (Mehrabian *et al.*, *Circulation Research. 91*:120 (2002)). However, such

genetic evidence for leukotriene involvement in MI or atherosclerosis in humans has not been reported. Mehrabian et al. did report a very small genetic association study looking for correlation between promoter polymorphisms of 5-LO and carotid intimal thickening in normal individuals. However, their data paradoxically suggest that a lower amount of leukotriene production correlates with carotid atherosclerosis.

SUMMARY OF THE INVENTION

As described herein, a gene on chromosome 13q12 has been identified as playing a major role in myocardial infarction (MI). This gene, herein after referred to as the MI gene, comprises nucleic acid that encodes 5-lipoxygenase activating protein (ALOX5AP or FLAP,) herein after referred to as FLAP.

The invention pertains to methods of treatment (prophylactic and/or therapeutic) for certain diseases and conditions (*e.g.*, MI, ACS, atherosclerosis) associated with FLAP or with other members of the leukotriene pathway (*e.g.*, biosynthetic enzymes such as FLAP, arachidonate 4-lipoxygenase (5-LO), leukotriene C4 synthetase (LTC4S), leukotriene A4 hydrolase (LTA4H), leukotriene B4 12-hydroxydehydrogenase (LTB4DH)); receptors and/or binding agents of the enzymes; and receptors for the leukotrienes LTA4, LTB4, LTC4, LTD4, LTE4, Cys LT1, Cys LT2, including leukotriene B4 receptor 1 (BLT1), leukotriene B4 receptor 2 (BLT2), cysteinyl leukotriene receptor 1 (CysLTR1), cysteinyl leukotriene receptor 2 (CysLTR2). The methods include the following: methods of treatment for myocardial infarction or susceptibility to myocardial infarction; for acute coronary syndrome (*e.g.*, unstable angina, non-ST-elevation myocardial infarction (NSTEMI) or ST-elevation myocardial infarction (STEMI)); for decreasing risk of a second myocardial infarction; for atherosclerosis, such as for patients requiring treatment (*e.g.*, angioplasty, stents, coronary artery bypass graft) to restore blood flow in arteries (*e.g.*, coronary arteries); and/or for decreasing leukotriene synthesis (*e.g.*, for treatment of myocardial infarction).

In the methods of the invention, a leukotriene synthesis inhibitor is administered to an individual in a therapeutically effective amount. The leukotriene synthesis inhibitor can be an agent that inhibits or antagonizes a member of the leukotriene synthesis pathway (*e.g.*, FLAP, 5-LO, LTC4S, LTA4H, and LTB4DH). For example, the leukotriene synthesis inhibitor can be an agent that inhibits or antagonizes FLAP polypeptide activity (*e.g.*, a FLAP inhibitor) and/or FLAP nucleic acid expression, as described herein (*e.g.*, a FLAP nucleic acid antagonist). In another embodiment, the leukotriene synthesis inhibitor is an agent that inhibits or antagonizes polypeptide activity and/or nucleic acid expression of another member of the leukotriene biosynthetic pathway (*e.g.*, LTC4S, LTA4H, LTB4DH). In preferred embodiments, the agent alters activity and/or nucleic acid expression of FLAP or of 5-LO. Preferred agents include those set forth in the Agent Table herein. In another embodiment, preferred agents can be: 1-((4-chlorophenyl)methyl)-3-((1,1-dimethylethyl)thio)-alpha,alpha-dimethyl-5-(2-quinolinylmethoxy)- 1H-Indole-2-propanoic acid otherwise known as MK-0591, (R)-(+)-alpha-cyclopentyl-4-(2-quinolinylmethoxy)-Benzeneacetic acid otherwise known as BAY-x-1005, 3-(3-(1,1-dimethylethylthio-5-(quinoline-2-ylmethoxy)-1-(4-chloromethylphenyl)indole-2-yl)-2,2-dimethylpropionaldehyde oxime-0-2-acetic acid otherwise known as A-81834, optically pure enantiomers, salts, chemical derivatives, and analogues; or can be zileuton, atreleuton, 6-((3-fluoro-5-(tetrahydro-4-methoxy-2H-pyran-4yl)phenoxy)methyl)-1-methyl-2(1H)-quinlolinone otherwise known as ZD-2138, 1-((4-chlorophenyl)methyl)-3-((1,1dimethylethyl)thio)-alpha,alpha-dimethyl-5-(2-quinolinylmethoxy)-1H-Indole-2-propanoic acid otherwise known as MK-886, 4-(3-(4-(2-Methyl-imidazol-1-yl)-phenylsulfanyl)-phenyl)-tetrahydro-pyran-4-carboxylic acid amide otherwise known as CJ-13610, their optically pure enantiomers, salts, chemical derivatives, and analogues. In another embodiment, the agent alters metabolism or activity of a leukotriene (*e.g.*, LTA4, LTB4, LTC4, LTD4, LTE4, Cys LT1, Cys LT2), such as leukotriene antagonists or antibodies to leukotrienes, as well as agents

which alter activity of a leukotriene receptor (*e.g.*, : BLT1, BLT2, CysLTR1, and CysLTR2).

In certain embodiments of the invention, the individual is an individual who has at least one risk factor, such as an at-risk haplotype for myocardial infarction; an at-risk haplotype in the FLAP gene; a polymorphism in a FLAP nucleic acid; an at-risk polymorphism in the 5-LO gene promoter, diabetes; hypertension; hypercholesterolemia; elevated lp(a); obesity; a past or current smoker; an elevated inflammatory marker (*e.g.*, a marker such as C-reactive protein (CRP), serum amyloid A, fibrinogen, a leukotriene, a leukotriene metabolite, interleukin-6, tissue necrosis factor-alpha, a soluble vascular cell adhesion molecule (sVCAM), a soluble intervascular adhesion molecule (sICAM), E-selectin, matrix metalloprotease type-1, matrix metalloprotease type-2, matrix metalloprotease type-3, and matrix metalloprotease type-9); increased LDL cholesterol and/or decreased HDL cholesterol; increased leukotriene synthesis; and/or at least one previous myocardial infarction, ACS, stable angina, atherosclerosis, requires treatment for restoration of coronary artery blood flow (e.g., angioplasty, stent, coronary artery bypass graft).

The invention pertains to use of leukotriene synthesis inhibitors for the manufacture of a medicament for the treatment of MI, ACS, and/or atherosclerosis, as described herein, as well as for the manufacture of a medicament for the reduction of leukotriene synthesis.

BRIEF DESCRIPTION OF THE DRAWINGS

FIG. 1 shows the multipoint non-parametric LOD scores of a linkage scan of 160 female patients in large extended pedigrees and genotyped using a 1000 framework map on chromosome 13. A LOD score suggestive of linkage of 2.5 was found at marker D13S289. The marker map for chromosome 13 that was used in the linkage analysis is shown in Table 1.

FIG. 2 shows LOD score results for the families after adding 14 additional markers to the candidate region. The inclusion of additional

microsatellite markers increased the information on sharing by decent from 0.7 to 0.8, around the markers that gave the highest LOD scores. The marker map used in the second step of linkage anaysis is shown in Table 2.

FIG. 3A shows the results from a haplotype association case-control analysis of 437 female MI patients versus 721 controls using combinations 4 and 5 microsatellite markers to define the test haplotypes. The *p*-value of the association is plotted on the y-axis and position of markers on the x-axis. Only haplotypes that show association with a *p*-value $< 10^{-5}$ are shown in the figure. The most significant microsatellite marker haplotype association is found using markers DG13S1103, DG13S166, DG13S1287, DG13S1061 and DG13S301, with alleles 4, 0, 2, 14 and 3, respectively (*p*-value of 1.02x 10^{-7}). Carrier frequency of the haplotype is 7.3% in female MI patients and 0.3% in controls. The segment that is common to all the haplotypes shown in the figure includes only one gene, FLAP.

FIG. 3B shows the alleles of the markers defining the most significant microsatellite marker haplotypes. The segment defined with a black square is common to all the of most significantly associated haplotypes. The FLAP nucleic acid is located between makers DG13S166 and D13S1238. Two marker haplotype involving alleles 0 and –2 for markers DG13S166 and D13S1238, respectively, is found in excess in patients. Carrier frequency of this haploype is 27% in patients and 15.4% in controls (*p*-value 1 X 10^{-3}). Therefore, association analysis confirms that the most tightly MI-associated gene within the linkage peak is FLAP.

FIG. 4 shows the markers and genes around the FLAP (ALOX5AP) gene.

FIG. 5 shows the relative location of key SNPs and exons of the ALOX5AP/FLAP gene (exons shown in vertical rectangles). Haplotype length varies between 33 to 68 kb.

FIG. 6A-6Y4 show the genomic sequence of the FLAP gene (SEQ ID NO: 1).

FIG. 7 shows the amino acid sequence of FLAP (SEQ ID NO:2) and the mRNA of FLAP (SEQ ID NO: 3).

FIG. 8A-8U show the sequences of the FLAP nucleic acid flanking the SNPs that were identified by sequencing samples from patients (SEQ ID NOs: 398-535).

FIG. 9 shows a significant positive correlation between serum LTE4 levels and serum CRP levels.

DETAILED DESCRIPTION OF THE INVENTION

Extensive genealogical information has been combined with powerful gene sharing methods to map a gene on chromosome 13q12 that is associated with myocardial infarction. A genome wide search for susceptibility genes for MI, using a framework map of 1000 microsatellite markers, revealed a locus suggestive of linkage on 13q12. Sixty families with 159 female MI patients that clustered within and including 6 meiotic events were used in linkage analysis. At first, only female MI patients were used in the linkage analysis in an effort to enrich for patients with stronger genetic factors contributing to their risk for MI. The epidemiological study of a population-based sample of Icelandic MI patients had previously suggested that the genetic factors for MI might be stronger for females than males, as the relative risk for siblings of female MI patients was significantly higher than the relative risk for siblings of male probands (1.59 (CI 1.47 - 1.73) vs. 1.35 (CI 1.28 - 1.42)) (unpublished data). The highest LOD score (2.5) was found at marker D13S289. The LOD score results for the families remained the same after adding 14 microsatellite markers to the candidate region. The inclusion of the additional markers increased the information on sharing by descent from 0.7 to 0.8, around the markers that gave the highest LOD scores. This linkage analysis mapped a gene contributing to MI to chromosome 13q12.

The candidate MI locus on chromosome 13q12 was then finely mapped with microsatellite markers. Patients with myocardial infarction and

controls were initially genotyped with microsatellite markers with an average spacing between markers of less than 100Kb over the 12Mb candidate region. Initial haplotype association analysis that included all genotyped microsatellite markers across the MI candidate locus, resulted in several extended haplotypes composed of 4 and 5 microsatellite markers that were significantly associated with female MI (see, *e.g.*, Tables 4 and 5 below). A region common to all these extended haplotypes, is defined by markers DG13S166 and D13S1238. This region includes only one gene, the FLAP nucleic acid sequence. The two marker haplotype involving alleles 0 and –2 for markers DG13S166 and D13S1238, respectively, was found in excess in patients. Specific variants of the gene were then sought that were associated with MI.

In order to screen for SNPs in the FLAP gene, the whole gene was sequenced, both exons and introns. Initially, 9 SNPs identified within the gene were genotyped in patients and controls. Additional microsatellite markers close to or within the FLAP gene were also genotyped in all patients and controls. Five publicly known SNPs that are located within a 200Kb distance 5' to the FLAP gene were also genotyped in patients and controls. Haplotype association analysis in this case-control study including these additional markers showed several different variants of the same haplotype that were all significantly associated with female MI (see, *e.g.*, Table 6). Table 7 shows two haplotypes that are representative of these female MI risk haplotypes which are referred to herein as the female MI "at risk" haplotypes. The relative risk for male MI patients that had the female MI-"at risk" haplotype was increased (see, *e.g.*, Table 7), indicating that the female MI-"at risk" haplotype also increased the risk of having an MI in males. These results further strengthened the hypothesis that the FLAP gene was an MI susceptibility gene.

SNP haplotype association to MI

In an effort to identify haplotypes involving only SNP markers that associate with MI, additional SNPs were identified by sequencing the FLAP

gene and the region flanking the gene. Currently, a total of 45 SNPs in 1343 patients and 624 unrelated controls have been genotyped. Two correlated series of SNP haplotypes have been observed in excess in patients, denoted as A and B in Table 9. The length of the haplotypes varies between 33 and 69 Kb, and the haplotypes cover one or two blocks of linkage disequilibrium. Both series of haplotypes contain the common allele 2 of the SNP SG13S25. All haplotypes in the A series contain the SNP DG00AAHID, while all haplotypes in the B series contain the SNP DG00AAHII. In the B series, the haplotypes B4, B5, and B6 have a relative risk (RR) greater than 2 and with allelic frequencies above 10%. The haplotypes in the A series have slightly lower RR and lower p-values, but higher frequency (15-16%). The haplotypes in series B and A are strongly correlated, i.e. the haplotypes in B define a subset of the haplotypes in A. Hence, haplotypes in series B are more specific than A. However, haplotypes in series A are more sensitive, i.e. they capture more individuals with the putative mutation, as is observed in the population attributable risk which is less for B than for A. Furthermore, these haplotypes show similar risk ratios and allelic frequencies for early-onset patients (defined as onset of first MI before the age of 55) and for both genders. In addition, analyzing various groups of patients with known risk factors, such as hypertension, high cholesterol, smoking and diabetes, do not reveal any significant correlation with these haplotypes, suggesting that the haplotypes in the FLAP gene represent an independent genetic susceptibility factor for MI.

The FLAP nucleic acid encodes a 5-lipoxygenase activating protein, which, in combination with 5-lipoxygenase (5-LO), is required for leukotriene synthesis. FLAP acts coordinately with 5-LO to catalyze the first step in the synthesis of leukotrienes from arachidonic acid. It catalyzes the conversion of arachidonic acid to 5(S)-hydroperoxy-6-trans-8,11,14-cis-eicosatetraenoic acid (5-HPETE), and further to the allylic epoxide 5 (S)-trans7,9 trans 11,14-cis-eicosatetraenoic acid (leukotriene A4, LTA4).

The leukotrienes are a family of highly potent biological mediators of inflammatory processes produced primarily by bone marrow derived

leukocytes such as monocytes, macrophages, and neurophils. Both FLAP and 5-LO are detected within atherosclerosis lesions, indicating that the vessel itself can be a source of leukotrienes. It is demonstrated herein that the MI-risk FLAP haplotype is associated with higher serum leukotriene levels. Increased production of leukotriene in individuals with pre-existing atherosclerosis lesions may lead to plaque instability or friability of the fibrous cap leading to local thrombotic events. If this occurs in coronary artery arteries it leads to MI or unstable angina. If it occurs in the cerebrovasculature it leads to stroke or transient ischemic attack. If it occurs in large arteries to the limbs, it causes or exacerbates limb ischemia in persons with peripheral arterial occlusive disease. Therefore, those with genetically influenced predisposition to produce higher leukotriene levels have higher risk for events due to pre-existing atherosclerosis such as MI.

Inhibitors of FLAP function impede translocation of 5-LO from the cytoplasm to the cell membrane and inhibit activation of 5-LO and thereby decrease leukotriene synthesis.

As a result of these discoveries, methods are now available for the treatment of myocardial infarction (MI) and acute coronary syndrome (ACS) through the use of leukotriene inhibitors, such as agents that inhibit leukotriene biosynthesis or antagonize signaling through leukotriene receptors. The term, "treatment" as used herein, refers not only to ameliorating symptoms associated with the disease or condition, but also preventing or delaying the onset of the disease or condition; preventing or delaying the occurrence of a second episode of the disease or condition; and/or also lessening the severity or frequency of symptoms of the disease or condition. In the case of atherosclerosis, "treatment" also refers to a minimization or reversal of the development of plaques. Methods are additionally available for assessing an individual's risk for MI or ACS. In preferred embodiment, the individual to be treated is an individual who is susceptible (at increased risk) for MI or ACS, such as an individual who is in one of the representative target populations described herein.

REPRESENTATIVE TARGET POPULATIONS

In one embodiment of the invention, an individual who is at risk for MI or ACS is an individual who has an at-risk haplotype in FLAP, as described herein..In one embodiment, a haplotype associated with a susceptibility to myocardial infarction comprises markers DG00AAFIU, SG13S25, DG00AAJFF, DG00AAHII, SG13S32 and SG13S35 at the 13q12 locus. In another embodiment, a haplotype associated with a susceptibility to myocardial infarction comprises markers DG00AAFIU, SG13S25, DG00AAHII, SG13S30 and SG13S42 at the 13q12 locus. In a third embodiment, a haplotype associated with a susceptibility to myocardial infarction comprises markers SG13S25, DG00AAHII, SG13S30 and SG13S42 at the 13q12 locus. In a fourth embodiment, a haplotype associated with a susceptibility to myocardial infarction comprises markers DG00AAFIU, SG13S25, DG00AAHID, B_SNP_310657 and SG13S32 at the 13q12 locus. In a fifth embodiment, a haplotype associated with a susceptibility to myocardial infarction comprises markers SG13S25, DG00AAHID, B_SNP_310657 and SG13S32 at the 13q12 locus. Increased risk for MI or ACS in individuals with a FLAP at-risk haplotype is logically conferred by increased production of leukotrienes in the arterial vessel wall or in bone-marrow derived inflammatory cells within the blood and/or arterial vessel wall. It is shown herein that FLAP at-risk haplotypes are associated with high serum leukotriene E4 levels. It is further shown herein that serum leukotriene levels (specifically, leukotrieneE4) correlate with serum CRP levels in myocardial infarction patients. Therefore, FLAP genetic variation drives high leukotriene levels (within the blood vessel and/or systemically) which in turn drive higher CRP levels which has been shown as a risk factor for MI. Accordingly, individuals with a FLAP at-risk haplotype are likely to have elevated serum C-reactive protein. The level of serum C-reactive protein can be used as a surrogate for the level of arterial wall inflammation initiated

by lipid deposition and atherogenesis conferred by the presence of the at-risk FLAP haplotype.

In another embodiment of the invention, an individual who is at risk for MI or ACS is an individual who has a polymorphism in a FLAP gene, in which the presence of the polymorphism is indicative of a susceptibility to MI or ACS. The term "gene," as used herein, refers to not only the sequence of nucleic acids encoding a polypeptide, but also the promoter regions, transcription enhancement elements, splice donor/acceptor sites, and other non-transcribed nucleic acid elements. Representative polymorphisms include those presented in Table 3, below.

In a further embodiment of the invention, an individual who is at risk for MI or ACS is an individual who has an at-risk polymorphism in the 5-LO gene in the promoter region, as described herein.

In a fourth embodiment, an individual who is at risk for MI or ACS is an individual who has an elevated inflammatory marker. An "elevated inflammatory marker," as used herein, is the presence of an amount of an inflammatory marker that is greater, by an amount that is statistically significant, than the amount that is typically found in control individual(s) or by comparison of disease risk in a population associated with the lowest band of measurement (*e.g.*, below the mean or median, the lowest quartile or the lowest quintile) compared to higher bands of measurement (*e.g.*, above the mean or median, the second, third or fourth quartile; the second, third, fourth or fifth quintile). An "inflammatory marker" refers to a molecule that is indicative of the presence of inflammation in an individual, for example, C-reactive protein (CRP), serum amyloid A, fibrinogen, leukotriene levels (*e.g.*, leukotriene E4), leukotriene metabolites (*e.g.*, cysteinyl leukotriene 1), interleukin-6, tissue necrosis factor-alpha, soluble vasculare cell adhesion molecules (sVCAM), soluble intervascular adhesion molecules (sICAM), E-selectin, matrix metalloprotease type-1, matrix metalloprotease type-2, matrix metalloprotease type-3, and matrix metalloprotease type-9) or other markers (see, *e.g.*, Doggen, C.J.M. *et al., J.. Internal Med.*, *248*:406-414 (2000);

Ridker, P.M. *et al., New Englnd. J. Med.* 1997: *336*: 973-979, Rettersol, L. *et al.,* 2002: *160*:433-440; Ridker, P.M. *et. al., New England. J. Med.*, 2002: *347*: 1557-1565; Bermudez, E.A. *et .al., Arterioscler. Thromb. Vasc. Biol.* , 2002: *22*:1668-1673). In certain embodiments, the presence of such inflammatory markers can be measured in serum or urine.

In a fifth embodiment, an individual who is at risk for MI or ACS is an individual who has increased LDL cholesterol and/or decreased HDL cholesterol levels. For example, the American Heart Association indicates that an LDL cholesterol level of less than 100 mg/dL is optimal; from 100-129 mg/dL is near/above optimal; from 130-159 mg/dL is borderline high; from 160-189 is high; and from 190 and up is very high. Therefore, an individual who is at risk for MI or ACS because of an increased LDL cholesterol level is, for example, an individual who has more than 100 mg/dL cholesterol, such as an individual who has a near/above optimal level, a borderline high level, a high level or a very high level. Similarly, the American Heart Association indicates that an HDL cholesterol level of less than 40 mg/dL is a major risk factor for heart disease; and an HDL cholesterol level of 60 mg/dL or more is protective against heart disease. Thus, an individual who is at risk for MI or ACS because of a decreased HDL cholesterol level is, for example, an individual who has less than 60 mg/dL HDL cholesterol, such as an individual who has less than 40 mg/dL HDL cholesterol.

In a sixth embodiment, an individual who is at risk for MI or ACS is an individual who has increased leukotriene synthesis. "Increased leukotriene synthesis," as used herein, indicates an amount of production of leukotrienes that is greater, by an amount that is statistically significant, than the amount of production of leukotrienes that is typically found in control individual(s) or by comparison of leukotriene production in a population associated with the lowest band of measurement (*e.g.*, below the mean or median, the lowest quartile or the lowest quintile) compared to higher bands of measurement (*e.g.*, above the mean or median, the second, third or fourth quartile; the second, third, fourth or fifth quintile). For example, the FLAP at-risk

haplotypes correlate with increased serum leukotriene synthesis levels. An individual can be assessed for the presence of increased leukotriene synthesis by a variety of methods. For example, an individual can be assessed for an increased risk of MI, ACS or atherosclerosis, by assessing the level of a leukotriene metabolite (e.g., LTE4) in a sample (e.g., serum, plasma or urine) from the individual. An increased level of leukotriene metabolites is indicative of increased production of leukotrienes, and of an increased risk of MI, ACS or atherosclerosis.

In a further embodiment, an individual who is at risk for MI or ACS is an individual who has already experienced at least one MI or ACS event, or who has stable angina, and is therefore at risk for a second MI or ACS event. In another embodiment, an individual who is at risk for MI or ACS is an individual who has atherosclerosis or who requires treatment (*e.g.*, angioplasty, stents, coronary artery bypass graft) to restore blood flow in arteries.

In additional embodiments, an individual who is at risk for MI or ACS is an individual who has diabetes; hypertension; hypercholesterolemia; elevated lp(a); obesity; and/or is a past or current smoker.

Individuals at risk for MI or ACS may fall into more than one of these representative target populations. For example, an individual may have experienced at least one MI or ACS event, and may also have an increased level of an inflammatory marker. As used therein, the term "individual in a target population" refers to an individual who is at risk for MI or ACS who falls into at least one of the representative target populations described above.

ASSESSMENT FOR AT-RISK HAPLOTYPES

A "haplotype," as described herein, refers to a combination of genetic markers ("alleles"), such as those set forth in Table 3. In a certain embodiment, the haplotype can comprise one or more alleles, two or more alleles, three or more alleles, four or more alleles, or five or more alleles. The genetic markers are particular "alleles" at "polymorphic sites" associated with

FLAP. A nucleotide position at which more than one sequence is possible in a population (either a natural population or a synthetic population, *e.g.*, a library of synthetic molecules), is referred to herein as a "polymorphic site". Where a polymorphic site is a single nucleotide in length, the site is referred to as a single nucleotide polymorphism ("SNP"). For example, if at a particular chromosomal location, one member of a population has an adenine and another member of the population has a thymine at the same position, then this position is a polymorphic site, and, more specifically, the polymorphic site is a SNP. Polymorphic sites can allow for differences in sequences based on substitutions, insertions or deletions. Each version of the sequence with respect to the polymorphic site is referred to herein as an "allele" of the polymorphic site. Thus, in the previous example, the SNP allows for both an adenine allele and a thymine allele.

Typically, a reference sequence is referred to for a particular sequence. Alleles that differ from the reference are referred to as "variant" alleles. For example, the reference FLAP sequence is described herein by SEQ ID NO:1. The term, "variant FLAP", as used herein, refers to a sequence that differs from SEQ ID NO:1, but is otherwise substantially similar. The genetic markers that make up the haplotypes described herein are FLAP variants.

Additional variants can include changes that affect a polypeptide, *e.g.*, the FLAP polypeptide. These sequence differences, when compared to a reference nucleotide sequence, can include the insertion or deletion of a single nucleotide, or of more than one nucleotide, resulting in a frame shift; the change of at least one nucleotide, resulting in a change in the encoded amino acid; the change of at least one nucleotide, resulting in the generation of a premature stop codon; the deletion of several nucleotides, resulting in a deletion of one or more amino acids encoded by the nucleotides; the insertion of one or several nucleotides, such as by unequal recombination or gene conversion, resulting in an interruption of the coding sequence of a reading frame; duplication of all or a part of a sequence; transposition; or a rearrangement of a nucleotide sequence, as described in detail above. Such

sequence changes alter the polypeptide encoded by a FLAP nucleic acid. For example, if the change in the nucleic acid sequence causes a frame shift, the frame shift can result in a change in the encoded amino acids, and/or can result in the generation of a premature stop codon, causing generation of a truncated polypeptide. Alternatively, a polymorphism associated with MI or a susceptibility to MI can be a synonymous change in one or more nucleotides (*i.e.*, a change that does not result in a change in the amino acid sequence). Such a polymorphism can, for example, alter splice sites, affect the stability or transport of mRNA, or otherwise affect the transcription or translation of the polypeptide. The polypeptide encoded by the reference nucleotide sequence is the "reference" polypeptide with a particular reference amino acid sequence, and polypeptides encoded by variant alleles are referred to as "variant" polypeptides with variant amino acid sequences.

Haplotypes are a combination of genetic markers, *e.g.*, particular alleles at polymorphic sites. The haplotypes described herein, *e.g.*, having markers such as those shown in Table 3, are found more frequently in individuals with MI than in individuals without MI. Therefore, these haplotypes have predictive value for detecting MI or a susceptibility to MI in an individual. The haplotypes described herein are in some cases a combination of various genetic markers, *e.g.*, SNPs and microsatellites. Therefore, detecting haplotypes can be accomplished by methods known in the art for detecting sequences at polymorphic sites, such as the methods described above.

In certain methods described herein, an individual who is at risk for MI or ACS is an individual in whom an at-risk haplotype is identified. In one embodiment, the at-risk haplotype is one that confers a significant risk of MI. In one embodiment, significance associated with a haplotype is measured by an odds ratio. In a further embodiment, the significance is measured by a percentage. In one embodiment, a significant risk is measured as an odds ratio of at least about 1.2, including by not limited to: 1.2, 1.3, 1.4, 1.5, 1.6, 1.7, 1.8, and 1.9. In a further embodiment, an odds ratio of at least 1.2 is significant.

In a further embodiment, an odds ratio of at least about 1.5 is significant. In a further embodiment, a significant increase in risk is at least about 1.7 is significant. In a further embodiment, a significant increase in risk is at least about 20%, including but not limited to about 25%, 30%, 35%, 40%, 45%, 50%, 55%, 60%, 65%, 70%, 75%, 80%, 85%, 90%, 95%, and 98%. In a further embodiment, a significant increase in risk is at least about 50%. It is understood however, that identifying whether a risk is medically significant may also depend on a variety of factors, including the specific disease, the haplotype, and often, environmental factors.

An at-risk haplotype in, or comprising portions of, the FLAP gene, in one where the haplotype is more frequently present in an individual at risk for MI or ACS (affected), compared to the frequency of its presence in a healthy individual (control), and wherein the presence of the haplotype is indicative of MI or ACS or susceptibility to MI or ACS. Standard techniques for genotyping for the presence of SNPs and/or microsatellite markers can be used, such as fluorescent based techniques (Chen, *et al.*, *Genome Res. 9*, 492 (1999)), PCR, LCR, Nested PCR and other techniques for nucleic acid amplification. In a preferred embodiment, the method comprises assessing in an individual the presence or frequency of SNPs and/or microsatellites in, comprising portions of, the FLAP gene, wherein an excess or higher frequency of the SNPs and/or microsatellites compared to a healthy control individual is indicative that the individual has MI or ACS, or is susceptible to MI or ACS. See, for example, Table 3 (below) for SNPs and markers that can form haplotypes that can be used as screening tools. These markers and SNPs can be identified in at-risk haploptypes. For example, an at-risk haplotype can include microsatellite markers and/or SNPs such as those set forth in Table 3. The presence of the haplotype is indicative of MI or ACS, or a susceptibility to MI or ACS, and therefore is indicative of an individual who falls within a target population for the treatment methods described herein.

Haplotype analysis involves defining a candidate susceptibility locus using LOD scores. The defined regions are then ultra-fine mapped with

microsatellite markers with an average spacing between markers of less than 100Kb. All usable microsatellite markers that found in public databases and mapped within that region can be used. In addition, microsatellite markers identified within the deCODE genetics sequence assembly of the human genome can be used. The frequencies of haplotypes in the patient and the control groups using an expectation-maximization algorithm can be estimated (Dempster A. *et al.*, 1977. *J. R. Stat. Soc. B*, 39:1-389). An implementation of this algorithm that can handle missing genotypes and uncertainty with the phase can be used. Under the null hypothesis, the patients and the controls are assumed to have identical frequencies. Using a likelihood approach, an alternative hypothesis where a candidate at-risk-haplotype, which can include the markers described herein, is allowed to have a higher frequency in patients than controls, while the ratios of the frequencies of other haplotypes are assumed to be the same in both groups is tested. Likelihoods are maximized separately under both hypotheses and a corresponding 1-df likelihood ratio statistics is used to evaluate the statistic significance.

To look for at-risk-haplotypes in the 1-lod drop, for example, association of all possible combinations of genotyped markers is studied, provided those markers span a practical region. The combined patient and control groups can be randomly divided into two sets, equal in size to the original group of patients and controls. The haplotype analysis is then repeated and the most significant p-value registered is determined. This randomization scheme can be repeated, for example, over 100 times to construct an empirical distribution of p-values.

In one embodiment, a haplotype associated with a susceptibility to myocardial infarction comprises markers DG00AAFIU, SG13S25, DG00AAJFF, DG00AAHII, SG13S32 and SG13S35 at the 13q12 locus. In another embodiment, a haplotype associated with a susceptibility to myocardial infarction comprises markers DG00AAFIU, SG13S25, DG00AAHII, SG13S30 and SG13S42 at the 13q12 locus. In a third embodiment, a haplotype associated with a susceptibility to myocardial

infarction comprises markers SG13S25, DG00AAHII, SG13S30 and SG13S42 at the 13q12 locus. In a fourth embodiment, a haplotype associated with a susceptibility to myocardial infarction comprises markers DG00AAFIU, SG13S25, DG00AAHID, B_SNP_310657 and SG13S32 at the 13q12 locus.

METHODS OF THERAPY

The present invention encompasses methods of treatment (prophylactic and/or therapeutic) for MI or ACS in individuals, such as individuals in the target populations described above, as well as for other diseases and conditions associated with FLAP or with other members of the leukotriene pathway (*e.g.*, for atherosclerosis). Members of the "leukotriene pathway," as used herein, include polypeptides (*e.g.*, enzymes, receptors) and other molecules that are associated with production of leukotrienes: for example, enzymes such as FLAP, 5-LO, other leukotriene biosynthetic enzymes (*e.g.*, leukotriene C4 synthetase, leukotriene A4 hydrolase); receptors or binding agents of the enzymes; leukotrienes such as LTA4, LTB4, LTC4, LTD4, LTE4, Cys LT1, and Cys LT2; and receptors of leukotrienes (*e.g.*, leukotriene B4 receptor 1 (BLT1), leukotriene B4 receptor 2 (BLT2), cysteinyl leukotriene receptor 1 (CysLTR1), cysteinyl leukotriene receptor 2 (CysLTR2)).

In particular, the invention relates to methods of treatment for myocardial infarction or susceptibility to myocardial infarction (for example, for individuals in an at-risk population such as those described above); as well as methods of treatment for acute coronary syndrome (*e.g.*, unstable angina, non-ST-elevation myocardial infarction (NSTEMI) or ST-elevation myocardial infarction (STEMI)); for decreasing risk of a second myocardial infarction; for atherosclerosis, such as for patients requiring treatment (*e.g.*, angioplasty, stents, coronary artery bypass graft) to restore blood flow in arteries (*e.g.*, coronary arteries); and/or for decreasing leukotriene synthesis (*e.g.*, for treatment of MI or ACS). .

The invention additionally pertains to use of one or more leukotriene synthesis inhibitors, as described herein, for the manufacture of a medicament for the treatment of MI, ACS, and/or atherosclerosis, e.g., using the methods described herein.

In the methods of the invention, a "leukotriene synthesis inhibitor" is used.

In one embodiment, a "leukotriene synthesis inhibitor" is an agent that inhibits FLAP polypeptide activity and/or FLAP nucleic acid expression, as described herein (*e.g.*, a nucleic acid antagonist). In another embodiment, a leukotriene synthesis inhibitor is an agent that inhibits polypeptide activity and/or nucleic acid expression of another member of the leukotriene biosynthetic pathway (*e.g.*, 5-LO; LTC4S; LTA4H; LTB4DH). In still another embodiment, a leukotriene synthesis inhibitor is an agent that alters activity or metabolism of a leukotriene (*e.g.*, an antagonist of a leukotriene; an antagonist of a leukotriene receptor). In preferred embodiments, the leukotriene synthesis inhibitor alters activity and/or nucleic acid expression of FLAP or of 5-LO, or alters interaction between FLAP and 5-LO.

Leukotriene synthesis inhibitors can alter polypeptide activity or nucleic acid expression of a member of the leukotriene pathway by a variety of means, such as, for example, by catalytically degrading, downregulating or interfering with the expression, transcription or translation of a nucleic acid encoding the member of the leukotriene pathway; by altering posttranslational processing of the polypeptide; by altering transcription of splicing variants; or by interfering with polypeptide activity (*e.g.*, by binding to the polypeptide, or by binding to another polypeptide that interacts with that member of the leukotriene pathway, such as a FLAP binding agent as described herein or some other binding agent of a member of the leukotriene pathway; by altering interaction among two or more members of the leukotriene pathway (*e.g.*, interaction between FLAP and 5-LO); or by antagonizing activity of a member of the leukotriene pathway.

Representative leukotriene synthesis inhibitors include the following:

agents that inhibit activity of a member of the leukotriene biosynthetic pathway (*e.g.*, FLAP, 5-LO), LTC4S, LTA4H, LTB4DH, such as the agents presented in the Agent Table below;

agents that inhibit activity of receptors of members of the leukotriene pathway, such as FLAP receptors, LTA4 receptors, LTB4 receptors, LTC4 receptors, LTD4 receptors, TLE4 receptors, Cys LT1 receptors, Cys LT2 receptors, 5-LO receptors; BLT1; BLT2; CysLTR1; CysLTR2; agents that bind to the members of the leukotriene pathway, such as FLAP binding agents (*e.g.*, 5-LO), agents that bind to receptors of members of the leukotriene pathway (*e.g.*, leukotriene receptor antagonists); or agents that bind to a leukotriene (*e.g.*, to LTA4, LTB4, LTC4, LTD4, LTE4, Cys LT1, Cys LT2) or otherwise affect (*e.g.*, increase or decrease) activity of the leukotriene;

antibodies to leukotrienes;

antisense nucleic acids or small double-stranded interfering RNA, to nucleic acids encoding FLAP, 5-LO, or a leukotriene synthetase or other member of the leukotriene pathway, or fragments or derivatives thereof, including antisense nucleic acids to nucleic acids encoding the FLAP, 5-LO or leukotriene synthetase polypeptides, and vectors comprising such antisense nucleic acids (*e.g.*, nucleic acid, cDNA, and/or mRNA, double-stranded interfering RNA, or a nucleic acid encoding an active fragment or derivative thereof, or an oligonucleotide; for example, the complement of one of SEQ ID Nos. 1 or 3, or a nucleic acid complementary to the nucleic acid encoding SEQ ID NO: 2, or fragments or derivatives thereof);

peptidomimetics; fusion proteins or prodrugs thereof; ribozymes; other small molecules; and

other agents that alter (*e.g.*, inhibit or antagonize) expression of a member of the leukotriene pathway, such as FLAP or 5-LO nucleic acid expression or polypeptide activity, or that regulate transcription of FLAP splicing variants or 5-LO splicing variants (*e.g.*, agents that affect which splicing variants are expressed, or that affect the amount of each splicing variant that is expressed).

More than one leukotriene synthesis inhibitor can be used concurrently, if desired.

The therapy is designed to alter activity of a FLAP polypeptide, a 5-LO polypeptide, or another member of the leukotriene pathway in an individual, such as by inhibiting or antagonizing activity. For example, a leukotriene synthesis inhibitor can be administered in order to decrease synthesis of leukotrienes within the individual, or to downregulate or decrease the expression or availability of the FLAP nucleic acid or specific splicing variants of the FLAP nucleic acid. Downregulation or decreasing expression or availability of a native FLAP nucleic acid or of a particular splicing variant could minimize the expression or activity of a defective nucleic acid or the particular splicing variant and thereby minimize the impact of the defective nucleic acid or the particular splicing variant. Similarly, for example, a leukotriene synthesis inhibitor can be administered in order to downregulate or decrease the expression or availability of the nucleic acid encoding 5-LO or specific splicing variants of the nucleic acid encoding 5-LO.

The leukotriene synthesis inhibitor(s) are administered in a therapeutically effective amount (*i.e.*, an amount that is sufficient to treat the disease or condition, such as by ameliorating symptoms associated with the disease or condition, preventing or delaying the onset of the disease or condition, and/or also lessening the severity or frequency of symptoms of the

disease or condition). The amount which will be therapeutically effective in the treatment of a particular individual's disease or condition will depend on the symptoms and severity of the disease, and can be determined by standard clinical techniques. In addition, *in vitro* or *in vivo* assays may optionally be employed to help identify optimal dosage ranges. The precise dose to be employed in the formulation will also depend on the route of administration, and the seriousness of the disease or disorder, and should be decided according to the judgment of a practitioner and each patient's circumstances. Effective doses may be extrapolated from dose-response curves derived from *in vitro* or animal model test systems.

In preferred embodiments of the invention, the leukotriene synthesis inhibitor agent is an agent that inhibits activity of FLAP and/or of 5-LO. Preferred agents include the following, as set forth in the Agent Table:

Company	Product_Name (Code)	Structure	Chemical Name	Patent Ref	Date Patent Issued/Application Published	MOA
Abbott	atreleuton (ABT-761)	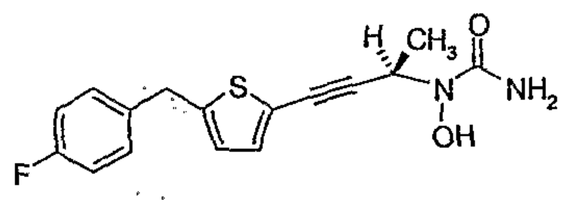	(R)-(+)-N-[3[5-[(4-fluorophenyl)methyl]-2thienyl]-1methyl-2-propynyl]--N-hydroxurea	US 5288751, US 5288743, US 5616596	2/22/94 04/01/97	5-LPO inhibitor
Abbott	A-81834	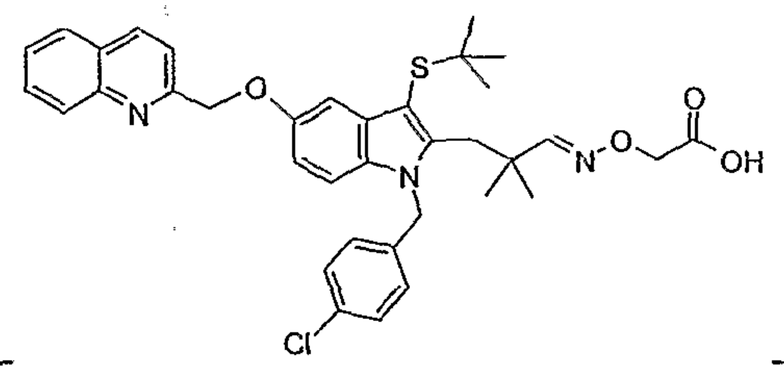	3-(3-(1,1-dimethylethylthio-5-(quinoline-2-ylmethoxy)-1-(4-chloromethylphenyl)indole-2-yl)-2,2-dimethylpropionaldehyde oxime-0-2-acetic acid	WO9203132, US 5459150	3/5/1992, 10/17/95	FLAP inhibitor
Abbott	A-86886	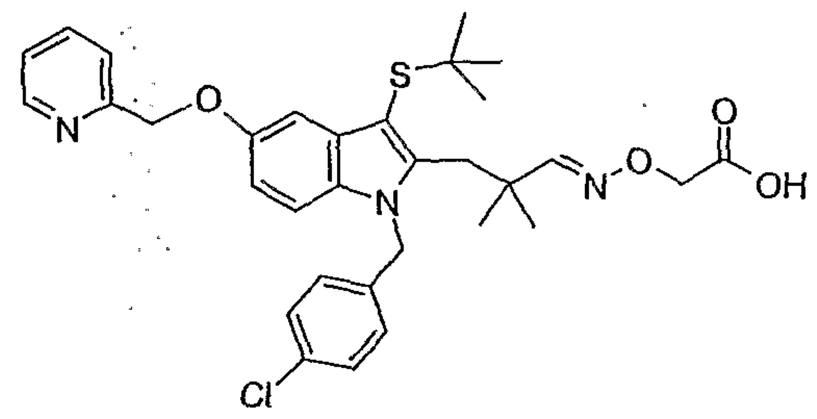	3-(3-(1,1-dimethylethylthio-5-(pyridin-2-ylmethoxy)-1-(4-chloromethylphenyl)indole-2-yl)-2,2-dimethylpropionaldehyde oxime-0-2-acetic acid	WO9203132, US 5459150	3/5/1992, 10/17/95	5-LPO inhibitor
Abbott	A-93178	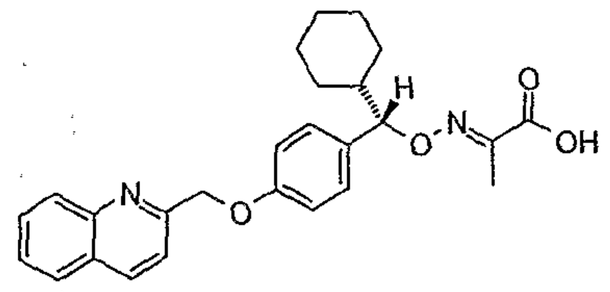				FLAP inhibitor
AstraZeneca	AZD-4407	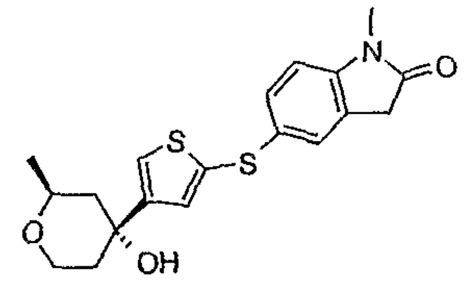		EP 623614	09/11/94	5-LPO inhibitor

AstraZeneca	ZD-2138		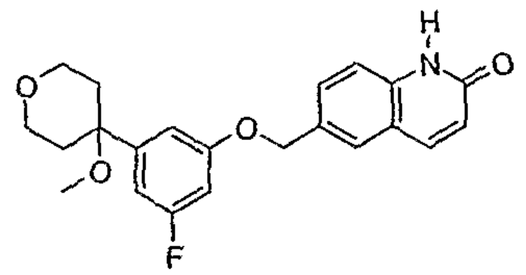	6-((3-fluoro-5-(tetrahydro-4-methoxy-2H-pyran-4yl)phenoxy)methyl) 1-methyl-2(1H)-quinlolinone (alternatively NH can be N-methyl)	EP 466452		5-LPO inhibitor
Bayer	BAY-X-1005		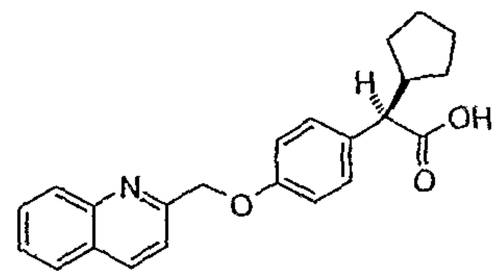	(R)-(+)-alpha-cyclopentyl 4-(2-quinolinylmethoxy)-Benzeneacetic acid	US 5970215 EP 344519, DE 19880531		FLAP inhibitor
Merck	MK-0591		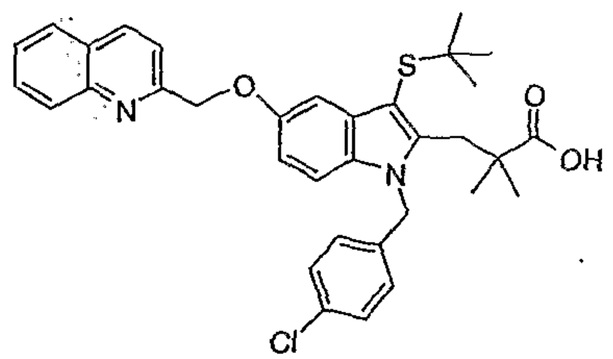	1-((4-chlorophenyl)methyl)-3-((1,1-dimethylethyl)thio) alpha,alpha-dimethyl-5-(2-quinolinylmethoxy)- 1H-Indole-2-propanoic acid	EP 419049, US 19890822		FLAP inhibitor
Merck	MK-866			(3[3-)4-chlorobenzyl)-3-t-butyl-thio-5-isopropylindol-2yl]2,2-dimethyl-proanoic acid			5-LPO inhibitor
Merck	MK-886		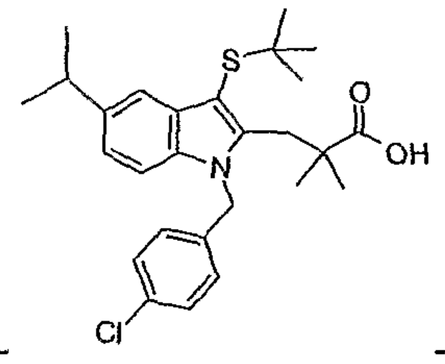	1-((4-chlorophenyl)methyl)-3-((1,1dimethylethyl)thio)-alpha,alpha-dimethyl-5-(2-quinolinylmethoxy)-1H-Indole-2-propanoic acid	EP 419049, US 19890822		5-LPO inhibitor
Pfizer	CJ-13610			4-(3-(4-(2-Methyl-imidazol-1-yl)-phenylsulfanyl)-phenyl)-tetrahydro-pyran-4-carboxylic acid amide			5-LPO inhibitor

In preferred methods of the invention, the agents set forth in the Agent Table can be used for prophylactic and/or therapeutic treatment for diseases and conditions associated with FLAP or with other members of the leukotriene pathway, or with increased leukotriene synthesis. In particular, they can be used for treatment for myocardial infarction or susceptibility to myocardial infarction, such as for individuals in an at-risk population as described above, (*e.g.*, based on identified risk factors such as elevated cholesterol, elevated C-reactive protein, and/or genotype); for individuals suffering from acute coronary syndrome, such as unstable angina, non-ST-elevation myocardial infarction (NSTEMI) or ST-elevation myocardial infarction (STEMI); for decreasing risk of a subsequent myocardial infarction, such as in individuals who have already had one or more myocardial infarctions; for treatment of atherosclerosis, such as in patients requiring treatment (*e.g.*, angioplasty, stents, coronary artery bypass graft) to restore blood flow in arteries (*e.g.*, coronary arteries); and/or for decreasing leukotriene synthesis (*e.g.*, for treatment of myocardial infarction).

In one preferred embodiment of the invention, the leukotriene synthesis inhibitor is an inhibitor of FLAP such as 1-((4-chlorophenyl)methyl)-3-((1,1-dimethylethyl)thio)-alpha,alpha-dimethyl-5-(2-quinolinylmethoxy)- 1H-Indole-2-propanoic acid otherwise known as MK-0591, (R)-(+)-alpha-cyclopentyl-4-(2-quinolinylmethoxy)-Benzeneacetic acid otherwise known as BAY-x-1005, 3-(3-(1,1-dimethylethylthio-5-(quinoline-2-ylmethoxy)-1-(4-chloromethylphenyl)indole-2-yl)-2,2-dimethylpropionaldehyde oxime-0-2-acetic acid otherwise known as A-81834, their optically pure enantiomers, salts, chemical derivatives, analogues, or other compounds inhibiting FLAP that effectively decrease leukotriene biosynthesis when administered to humans.

In another preferred embodiment of the invention, the leukotriene synthesis inhibitor is an inhibitor of 5LO such as zileuton, atreleuton, 6-((3-

fluoro-5-(tetrahydro-4-methoxy-2H-pyran-4yl)phenoxy)methyl)-1-methyl-2(1H)-quinlolinone otherwise known as ZD-2138, 1-((4-chlorophenyl)methyl)-3-((1,1dimethylethyl)thio)-alpha,alpha-dimethyl-5-(2-quinolinylmethoxy)-1H-Indole-2-propanoic acid otherwise known as MK-886, 4-(3-(4-(2-Methyl-imidazol-1-yl)-phenylsulfanyl)-phenyl)-tetrahydro-pyran-4-carboxylic acid amide otherwise known as CJ-13610, their optically pure enantiomers, salts, chemical derivatives, analogues or other compounds inhibiting 5-LO that effectively decrease leukotriene biosynthesis when administered to humans.

The compound can be represented by the following formula:

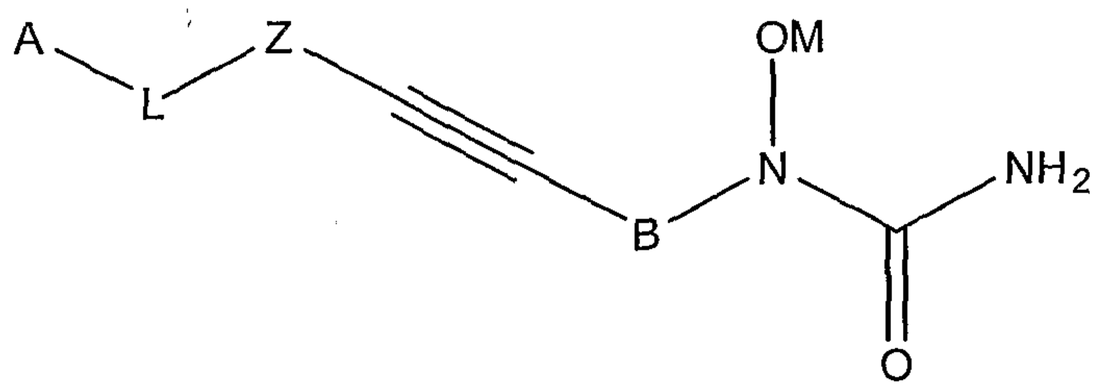

or a pharmaceutically acceptable salt thereof, wherein M is selected from the group consisting of hydrogen, a pharmaceutically acceptable cation, and a pharmaceutically acceptable metabolically cleavable group; B is a straight or branched divalent alkylene group of from one to twelve carbon atoms; Z is thiazolyl, optionally substituted with alkyl of from one to six carbon atoms or haloalkyl of from one to six carbon atoms; L is selected from the group consisting of (a) alkylene of from 1-6 carbon atoms, (b) alkenylene of from 2-6 carbon atoms, (c) alkynylene of from 2-6 carbon atoms, (d) hydroxyalkyl of 1-6 carbon atoms, (e) >C=O, (f) >C=N-OR_1, where R_1 is hydrogen or C_1 -C_6 alkyl, (g) -$(CHR1)_n$ $(CO)(CHR_2)_m$, where n and m are independently selected from an integer from one to six and R_1 and R_2 are independently selected from hydrogen and C_1 -

C_6 -alkyl, (h) -$(CHR_1)_n$ C=NOR_2, where R_1, R_2 and n are as defined above; (i) -$(CHR_1)_n$ $ON=CR_2$, where R_1, R_2 and n are as: defined above; (j) -$(CHR_1)_n$ –O-$(CHR_2)_m$ -, where R_1, R_2, n and m are as defined above, (k) -$(CHR_1)_n$ -NR_2 $(CHR_3)_m$ -, where R_1, R_2, n and m are as defined above and R_3 is selected from hydrogen and C_1 -C_6 -alkyl; (l) -$(CHR_1)_n$ –S- $CHR_2)_m$ -, where R_1, R_2, n and m are as defined above; and (m) -$(CHR_1)_n$ -(SO_2)-$(CHR_2)_m$ -, where R_1, R_2, n and m are as defined above; A is carbocyclic aryl optionally substituted with alkyl of from one to six carbon atoms, haloalkyl of from one to six carbon atoms, hydroxyalkyl of from one to six carbon atoms, alkoxy of from one to twelve carbon atoms, alkoxyalkoxyl in which the two alkoxy portions may each independently contain from one to six carbon atoms, alkylthio of from one to six carbon atoms, hydroxy, halogen, cyano, amino, alkylamino of from one to six carbon atoms, dialkylamino in which the two alkyl groups may independently contain from one to six carbon atoms, alkanoylamino of from two to eight carbon atoms, N-alkanoyl-N-alkylamino in which the alkanoyl is of from two to eight carbon atoms and the alkyl group is of from one to six carbon atoms, alkylaminocarbonyl of from two to eight carbon atoms, dialkylaminocarbonyl in which the two alkyl groups are independently of from one to six carbon atoms, carboxyl, alkoxycarbonyl or from two to eight carbon atoms, phenyl, optionally substituted with alkyl of from one to six carbon atoms, haloalkyl of from one to six carbon atoms, alkoxy of from one to six carbon atoms, hydroxy or halogen, phenoxy, optionally substituted with alkyl of from one to six carbon atoms, haloalkyl of from one to six carbon atoms, alkoxy of from one to six carbon atoms, hydroxy or halogen, and phenylthio, optionally substituted with alkyl of from one to six carbon atoms, haloalkyl of from one to six carbon atoms, alkoxy of from one to six carbon atoms, hydroxy or halogen. Preferably, the compound is a compound or pharmaceutically acceptable salt thereof having the name (R)-N-{3-[-5-(4-fluorophenylmethyl)thiazo-2-yl]-1methyl-2-propynyl}-N-hydroxyurea. See U.S. Patent No. 4,615,596, incorporated herein by reference.

The compound is represented by the following formula:

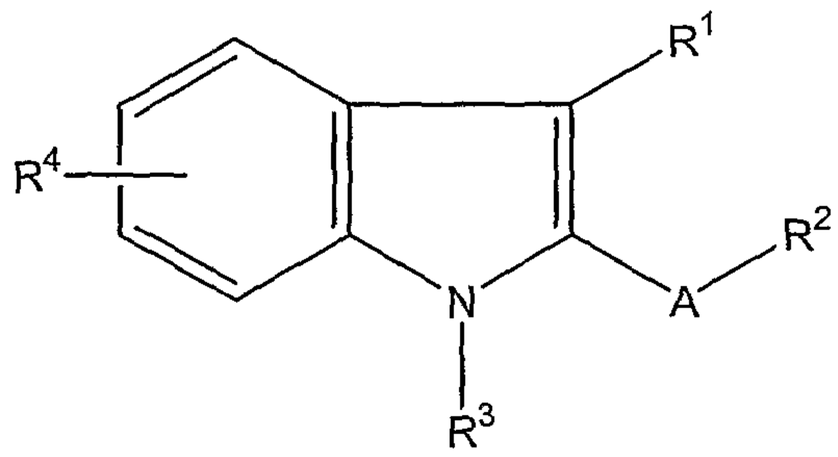

or a pharmaceutically acceptable salt thereof, wherein A is selected from the group consisting of straight or branched divalent alkylene of from one to twelve carbon atoms and divalent cycloalkylene of from three to eight carbon atoms; R_1 is selected from the group consisting of hydrogen, alkylthio of from one to six carbon atoms, phenylthio, optionally substituted with alkyl of from one to six carbon atoms, alkoxy of from one to six carbon atoms, or halogen, phenylalkylthio in which the alkyl portion contains from one to six carbon atoms, and the phenyl group is optionally substituted with alkyl of from one to six carbon atoms, alkoxy of from one to six carbon atoms, or halogen, R_2 is selected from the group consisting of -COOB wherein B is selected from hydrogen, a pharmaceutically acceptable cation, or a metabolically cleavable group, -COOalkyl where the alkyl portion contains from one to six carbon atoms, -COOalkylcarbocyclicaryl where the alkyl portion contains from one to six carbon atoms and the aryl portion is optionally substituted with alkyl of from one to six carbon atoms, alkoxy of from one to six carbon atoms, or halogen, $-CONR_5 R_6$ wherein R_5 is selected from the group consisting of hydrogen, hydroxyl, alkyl of from one to six carbon atoms, and alkoxy of from one to six carbon atoms, and R_6 is selected from the group consisting of hydrogen and alkyl of from one to six carbon atoms, $-COR_6$, and -OH; R_3 is selected from the group consisting of phenylalkyl in which the alkyl portion contains from one to six carbon atoms, and the phenyl group is optionally substituted with alkyl of from one to six carbon atoms, alkoxy of from one to six carbon atoms, or halogen, R_4 is selected from the group consisting of thiazolylalkyloxy in which the alkyl portion contains from one to six carbon atoms, and the heteroaryl portion is optionally substituted with alkyl of from one to six carbon atoms, alkoxy of from one to six carbon atoms, or

halogen, and thiazolyloxy optionally substituted with alkyl of from one to six carbon atoms, alkoxy of from one to six carbon atoms, or halogen. See U.S. Patent No. 5,288,743, incorporated herein by reference.

The compound can be represented by the formula:

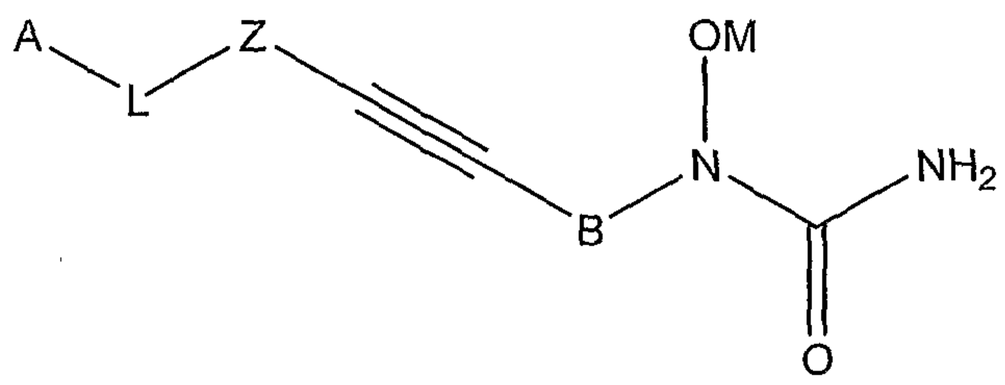

or a pharmaceutically acceptable salt thereof, wherein M is selected from the group consisting of hydrogen, and a pharmaceutically acceptable cation;

B is a straight or branched divalent alkylene group of from one to twelve carbon atoms; Z is selected from the group consisting of: (a) furyl, optionally substituted with alkyl of from one to six carbon atoms, or haloalkyl of from one to six carbon atoms, and (b) thienyl, optionally substituted with alkyl of from one to six carbon atoms, or haloalkyl of from one to six carbon atoms; and L is alkylene of from 1-6 carbon atoms; A is phenyl optionally substituted with alkyl of from one to six carbon atoms, haloalkyl of from one to six carbon atoms, hydroxyalkyl of from one to six carbon atoms, alkoxy of from one to twelve carbon atoms, alkoxyalkoxyl in which the two alkoxy portions may each independently contain from one to six carbon atoms, alkylthio of from one to six carbon atoms, hydroxy, halogen, cyano, amino, alkylamino of from one to six carbon atoms, dialkylamino in which the two alkyl groups may independently contain from one to six carbon atoms, alkanoylamino of from two to eight carbon atoms, N-alkanoyl-N-alkylamino in which the alkanoyl is of from two to eight carbon atoms and the alkyl group is of from one to six carbon atoms, alkylaminocarbonyl of from two to eight carbon atoms, dialkylaminocarbonyl in which the two alkyl groups are independently of from

one to six carbon atoms, carboxyl, alkoxycarbonyl of from two to eight carbon atoms, phenyl, optionally substituted with alkyl of from one to six carbon atoms, haloalkyl of from one to six carbon atoms, alkoxy of from one to six carbon atoms, hydroxy or halogen, phenoxy, optionally substituted with alkyl of from one to six carbon atoms, haloalkyl of from one to six carbon atoms, alkoxy of from one to six carbon atoms, hydroxy or halogen, or phenylthio, optionally substituted with alkyl of from one to six carbon atoms, haloalkyl of from one to six carbon atoms, alkoxy of from one to six carbon atoms, hydroxy or halogen. Preferably, the compound is a compound or a pharmaceutically acceptable salt thereof selected from the group consisting of: N-{3-(5-(4-fluorophenylmethyl)fur-2-yl)-3-butyn-2-yl}-N-hydroxyurea; N-{3-(5-(4-fluorophenylmethyl)-2-thienyl)-1-methyl-2-propynyl}-N-hydroxyurea; (R)-N-{3-(5-(4-fluorophenylmethyl)-2-thienyl)-1-methyl-2-propynyl}-N-hydroxyurea; and (R)-N-{3-(5-(4-chlorophenylmethyl)-2-thienyl)-1-methyl-2-propynyl}-N-hydroxyurea; (S)-N-{3-[5-(4-fluorophenylmethyl)-2-thienyl]-1-methyl-2-propynyl}-N-hydroxyurea. See U.S. Patent No. 5,288,751, incorporated by reference herein.

The compound can be represented by the formula:

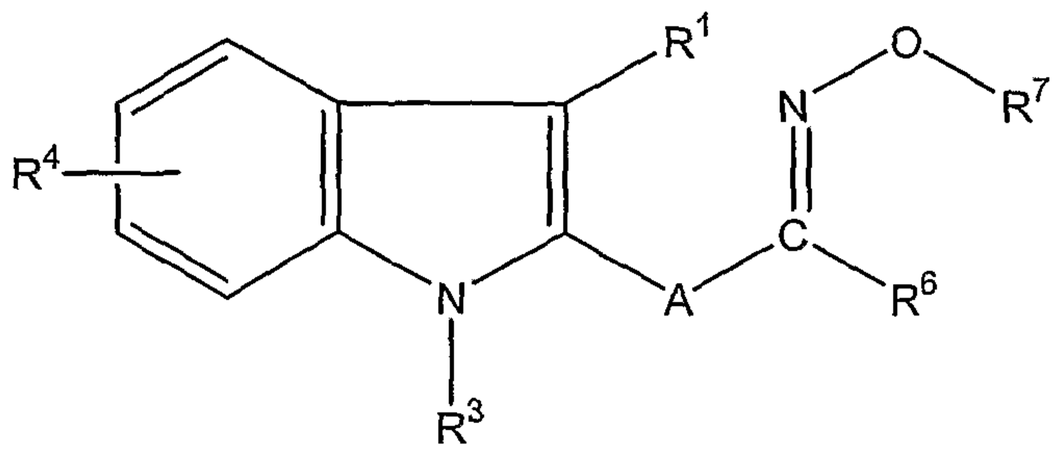

or a pharmaceutically acceptable salt thereof, wherein A is selected from the group consisting of straight or branched divalent alkylene of one to twelve carbon atoms,

straight or branched divalent alkenylene of two to twelve carbon atoms, and divalent cycloalkylene of three to eight carbon atoms; R^1 is alkylthio of one to six

carbon atoms; R^6 is selected from the group consisting of hydrogen and alkyl of one to six carbon atoms; R^7 is selected from the group consisting of (carboxyl)alkyl in which the alkyl portion is of one to six carbon atoms, (alkoxycarbonyl)alkyl in which the alkoxycarbonyl portion is of two to six carbon atoms and the alkyl portion is of one to six carbon atoms, (aminocarbonyl)alkyl in which the alkyl portion is of one to six carbon atoms, ((alkylamino)carbonyl)alkyl in which each alkyl portion independently is of one to six carbon atoms, and ((dialkylamino)carbonyl)alkyl in which each alkyl portion independently is of one to six carbon atoms; R^3 is phenylalkyl in which the alkyl portion is of one to six carbon atoms; R^4 is 2-, 3- or 6-quinolylmethoxy, optionally substituted with alkyl of one to six carbon atoms, haloalkyl of one to six carbon atoms, alkoxy of one to twelve carbon atoms, halogen, or hydroxy. Preferably the compound is selected from the group consisting of: 3-(3-1,1-dimethylethylthio)-5-(quinolin-2-ylmethoxy-1-(4-chlorophenylmethyl)-indol-2-yl)-2,2-dimethylpropionaldehyde oxime-O-2 acetic acid; 3-(3-(1,1-dimethylethylthio)-5-(quinolin-2-ylmethoxy)-1-(4-chloro-phenylmethyl) indol-2-yl)-2,2-dimethylpropionaldehyde oxime-O-2-(3-methyl)butyric acid; 3-(3-(1,1-dimethylethylthio)-5-(6,7-dichloroquinolin-2-ylmethoxy)-1-(4-chlorophenylmethyl) indol-2-yl)-2,2-dimethylpropionaldehyde oxime-O-2-acetic acid; and 3-(3-(1,1-dimethylethylthio)-5-(6-fluoroquinolin-2-ylmethoxy)-1-(4chlorophenylmethyl) indol-2-yl)-2,2-dimethylpropionaldehyde oxime-O-2-propionic acid; or a pharmaceutically acceptable salt or ester thereof. See U.S. Patent No. 5,459,150, incorporated by reference herein.

The compound can be represented by the formula:

or pharmaceutically acceptable salts thereof , wherein Q is a 9-, 10- or 11-membered bicyclic heterocyclic moiety containing one or two nitrogen heteroatoms and optionally containing a further heteroatom selected from nitrogen, oxygen and sulphur, and Q may optionally bear up to four substituents selected from halogeno, hydroxy, cyano, formyl, oxo, thioxo, (1-4C)alkyl, (3-

4C)alkenyl, (3-4C)alkynyl, (1-4C)alkoxy, fluoro-(1-4C)alkyl, hydroxy-(1-4C)alkyl, (2-5C)alkanoyl, phenyl, benzoyl and benzyl, and wherein said phenyl, benzoyl and benzyl substituents may optionally bear one or two substituents selected from halogeno, (1-4C)alkyl and (1-4C)alkoxy;

X is oxy, thio, sulphinyl or sulphonyl; Ar is phenylene, pyridinediyl, pyrimidinediyl, thiophenediyl, furandiyl, thiazolediyl, oxazolediyl, thiadiazolediyl or oxadiazolediyl which may optionally bear one or two substituents selected from halogeno, cyano, trifluoromethyl, hydroxy, amino, (1-4C)alkyl, (1-4C)alkoxy, (1-4C)alkylamino and di-(1-4C)alkylamino; and Q is selected from the groups of the formulae II and III:

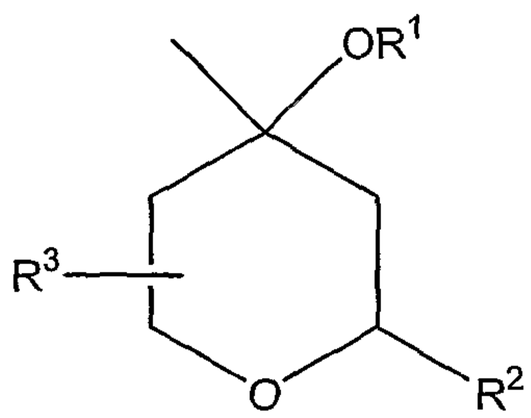

II

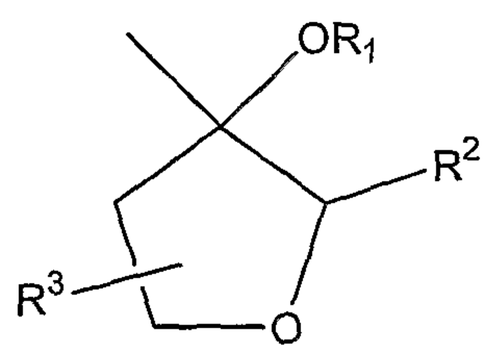

III

wherein R is hydrogen, (2-5C)alkanoyl or benzoyl, and wherein said benzoyl group may optionally bear one or two substituents selected from halogeno, (1-4C)alkyl and (1-4C)alkoxy; R is (1-4C)alkyl; and R is hydrogen or (1-4C)alkyl; or R and R are linked to form a methylene, vinylene, ethylene or trimethylene group. Preferably, the compound is selected from the group consisting of: (2S,4R)-4-[5-fluoro-3-(1-methyl-2-oxo-1,2,3,4-tetrahydroquinolin-6-ylthio)phenyl]-4-hydroxy-2-ethyltetrahydropyran, (2S,4R)-4-[5-fluoro-3-(1-methyl-2-oxo-1,2,3,4-tetrahydroquinolin-6-ylsulphonyl)phenyl]-4-hydroxy-2-methyltetrahydropyran, (2S,4R)-4-hydroxy-2-methyl-4-[2-(1-methyl-2-oxo-1,2,3,4-tetrahydroquinolin-6-ylthio)thiazol-5-yl]tetrahydropyran, (2S,4R)-4-hydroxy-2-methyl-4-[2-(1-methyl-2-oxo-1,2,3,4-tetrahydroquinolin-6-ylsulphonyl)thiazol-5-yl]tetrahydropyran, (2S,4R)-4-[2-(7-fluoro-1-methyl-2-oxo-1,2,3,4-tetrahydroquinolin-6-

ylthio)thiazol-5-yl]-4-hydroxy-2-methyltetrahydropyran, (2S,4R)-4-hydroxy-2-methyl-4-[2-(1-methyl-2-oxoindolin-5-ylthio)thiazol-5-yl]tetrahydropyran, (2S,4R)-4-hydroxy-2-methyl-4-[2-(1-methyl-2-oxo-1,2,3,4-tetrahydroquinolin-6-ylthio)thien-4-yl]tetrahydropyran, (2S,4R)-4-hydroxy-2-methyl-4-[2-(1-methyl-2-oxo-1,2,3,4-tetrahydroquinolin-6-ylsulphonyl)thien-4-yl]tetrahydropyran, (2S,4R)-4-hydroxy-2-methyl-4-[2-(1-methyl-2-oxo-1,2,3,4-tetrahydroquinolin-6-ylthio)thien-5-yl]tetrahydropyran, (2S,4R)-4-hydroxy-2-methyl-4-[2-(1-methyl-2-oxo-1,2-dihydroquinolin-6-ylthio)thien-4-yl]tetrahydropyran, (2S,4R)-4-hydroxy-2-methyl-4-[2-(1,8-dimethyl-2-oxo-1,2,3,4-tetrahydroquinolin-6-ylthio)thien-4-yl]tetrahydropyran, 4-[2-(8-fluoro-1-methyl-2-oxo-1,2,3,4-tetrahydroquinolin-6-ylthio)thien-4-yl]-4-hydroxy-2-methyltetrahydropyran, 4-[2-(7-fluoro-1-methyl-2-oxo-1,2,3,4-tetrahydroquinolin-6-ylthio)thien-4-yl]-4-hydroxy-2-methyltetrahydropyran, (2S,4R)-4-hydroxy-2-methyl-4-[2-(1-methyl-2-oxoindolin-5-ylthio)thien-4-yl]tetrahydropyran, (2S,4R)-4-hydroxy-2-methyl-4-[3-(1-methyl-2-oxo-1,2,3,4-tetrahydroquinolin-6-ylthio)phenyl]tetrahydropyran, (2S,4R)-4-hydroxy-2-methyl-4-[3-(1-methyl-2-oxo-1,2,3,4-tetrahydroquinolin-6-ylsulphonyl)phenyl]tetrahydropyran, (2S,4R)-4-[3-(1-ethyl-2-oxo-1,2,3,4-tetrahydroquinolin-6-ylthio)phenyl]-4-hydroxy-2-methyltetrahydropyran, (2S,4R)-4-[3-(7-fluoro-1-methyl-2-oxo-1,2,3,4-tetrahydroquinolin-6-ylthio)phenyl]-4-hydroxy-2-methyltetrahydropyran, (2S,4R)-4-hydroxy-2-methyl-4-[3-(1-methyl-2-oxo-1,2-dihydroquinolin-6-ylthio)phenyl]tetrahydropyran, (2S,4R)-4-[3-(8-chloro-1-methyl-2-oxo-1,2,3,4-tetrahydroquinolin-6-ylthio)phenyl]-4-hydroxy-2-methyltetrahydropyran and (2S,4R)-4-hydroxy-2-methyl-4-[3-(1-methyl-2-oxoindolin-5-ylthio)phenyl]tetrahydropyran. See EP 623614 B1, incorporated herein by reference.

The compound can be represented by the formula:

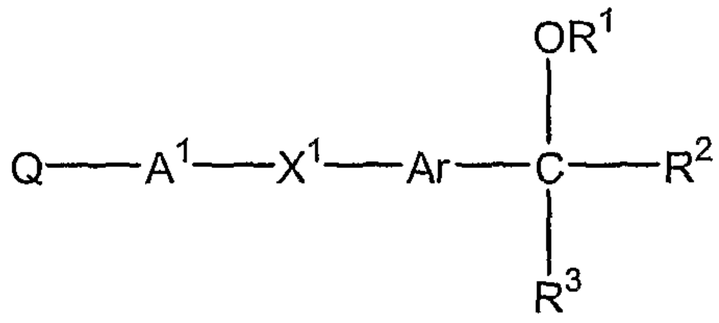

wherein Q is a 10-membered bicyclic heterocyclic moiety containing one or two nitrogen heteroatoms which bears one or two thioxo substituents, and which heterocyclic moiety may optionally bear one, two or three further substituents selected from halogeno, hydroxy, cyano, amino, (1-4C)alkyl, (1-4C)alkoxy, fluoro-(1-4C)alkyl, (1-4C)alkylamino, di-[(1-4C)alkyl]amino, amino-(1-4C)alkyl, (1-4C)alkylamino-(1-4C)alkyl, di-[(1-4C)alkyl]amino-(1-4C)alkyl, phenyl and phenyl-(1-4C)alkyl, and wherein said phenyl or phenyl-(1-4C)alkyl substituent may optionally bear a substituent selected from halogeno, (1-4C)alkyl and (1-4C)alkoxy;

wherein A is a direct link to X or is (1-3C)alkylene; wherein X is oxy, thio, sulphinyl, sulphonyl or imino; wherein Ar is phenylene which may optionally bear one or two substituents selected from halogeno, hydroxy, amino, nitro, cyano, carbamoyl, ureido, (1-4C)alkyl, (1-4C)alkoxy, (1-4C)alkylamino, di-[(1-4C)alkyl]amino, fluoro-(1-4C)alkyl and (2-4C)alkanoylamino; or Ar is pyridylene; wherein R is (1-4C)alkyl, (3-4C)alkenyl or (3-4C)alkynyl; and wherein R and R together form a group of the formula -A-X-A- which, together with the carbon atom to which A and A are attached, defines a ring having 5 to 7 ring atoms, wherein A and A, which may be the same or different, each is (1-3C)alkylene and X is oxy, thio, sulphinyl or sulphonyl, and which ring may bear one, two or three substituents, which may be the same or different, selected from hydroxy, (1-4C)alkyl and (1-4C)alkoxy; or wherein R and R together form a group of the formula -A-X-A- which, together with the oxygen atom to which A is attached and with the carbon atom to which A is attached, defines a ring having 5 to 7 ring atoms, wherein A and A, which may be the same or different, each is (1-3C)alkylene and X is oxy, thio, sulphinyl or sulphonyl, and which ring may bear

one, two or three (1-4C)alkyl substituents, and wherein R is (1-4C)alkyl, (2-4C)alkenyl or (2-4C)alkynyl; or a pharmaceutically-acceptable salt thereof. Preferably, the compound is selected from the group consisting of: 4-(5-fluoro-3-(1-methyl-2-thioxo-1,2-dihydroquinolin-6-ylmethoxy)phenyl]-4-ethoxytetrahydropyran and 4-(5-fluoro-3-(1-methyl-2-thioxo-1,2,3,4-tetrahydroquinolin-6-lmethoxy)phenyl]-4-methoxytetrahydropyran, 4-(5-fluoro-3-(1-methyl-2-thioxo-1,2,3,4-tetrahydroquinolin-6-ylthio)phenyl]-4-methoxytetrahydropyran and pharmaceutically-acceptable salt thereof. See EP 466452 B1, incorporated herein by reference.

The compound can be a substituted 4-(quinolin-2-61-methoxy)phenylacetic acid derivative represented by the following formula:

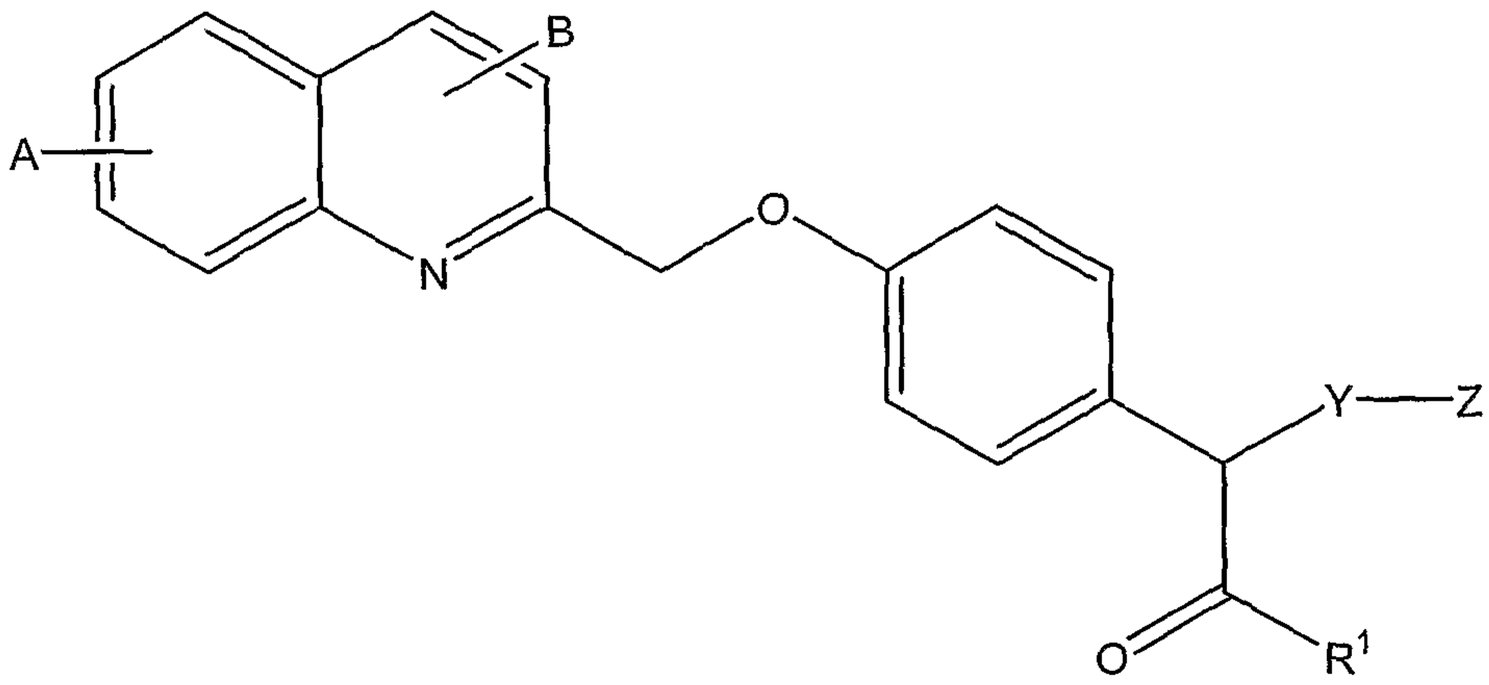

or pharmaceutically acceptable salt thereof , wherein R^1 represents a group of the formula:



R^2 and R^3 are identical or different and represent hydrogen, lower alkyl, phenyl, benzyl or a group of the formula:

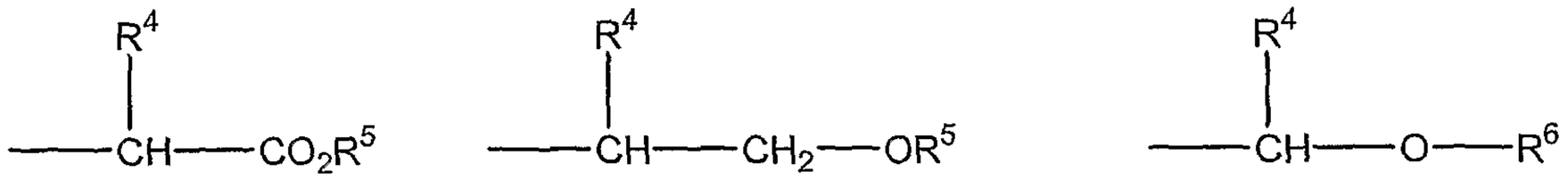

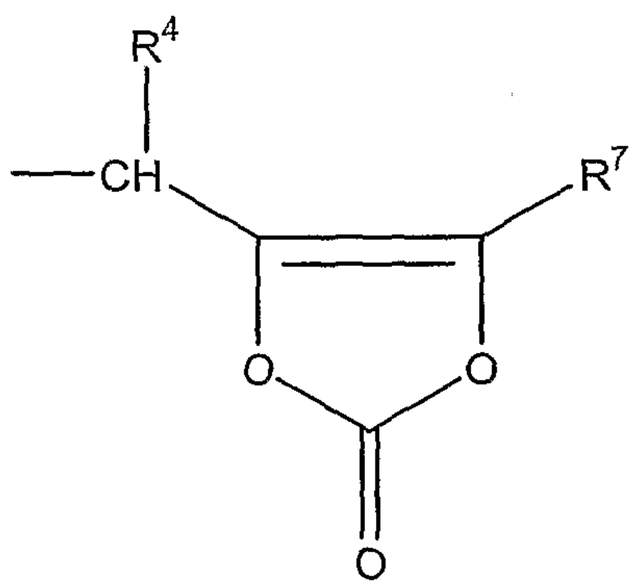

R^4 represents hydrogen, lower alkyl, phenyl or benzyl, which can optionally be substituted by hydroxyl, carboxyl, lower alkoxycarbonyl, lower alkylthio, heteroaryl or carbamoyl, R^5 represents hydrogen, lower alkyl, phenyl or benzyl, R^6 represents a group of the formula $-COR^5$ or $-CO^2 R^5$, R^7 represents hydrogen, lower alkyl or phenyl, Y represents a group of the formula:

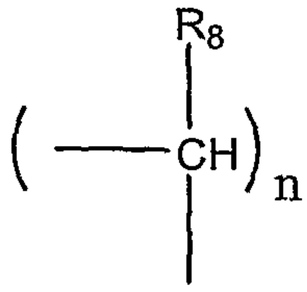

wherein R^8 represents hydrogen, lower alkyl or phenyl and n denotes a number of 0 to 5, Z represents norbornyl, or represents a group of the formula:

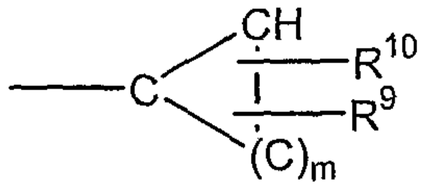
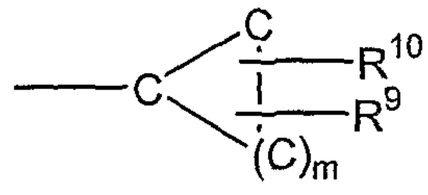

or

wherein R^9 and R^{10} are identical or different and denote hydrogen, lower alkyl or phenyl, or R^9 and R^{10} can together form a saturated carbocyclic ring having up to 6 carbon atoms and m denotes a number from 1 to 6, and A and B are identical or different and denote hydrogen, lower alkyl or halogen, or a pharmaceutically acceptable salt thereof. Preferably the compounds are selected from the group consisting of: 2-[4-(quinolin-2-yl-methoxy)phenyl]-2-cyclopentylacetic acid, 2-[4-(quinolin-2-yl-methoxy)phenyl]-2-cyclohexylacetic acid, and 2-[4-(quinolin-2-yl-methoxy)phenyl]-2-cycloheptylacetic acid, (+)-enantiomer of 2-[4-(quinolin-2-yl-methoxy)phenyl]-2-cyclopentylacetic acid, (-)-enantiomer of 2-[4-(quinolin-2-yl-methoxy)phenyl]-2-cyclopentylacetic acid and pharmaceutically acceptable salts thereof. See U.S. Patent No. 4,970,215, incorporated herein by reference.

The compound can be represented by the formula:

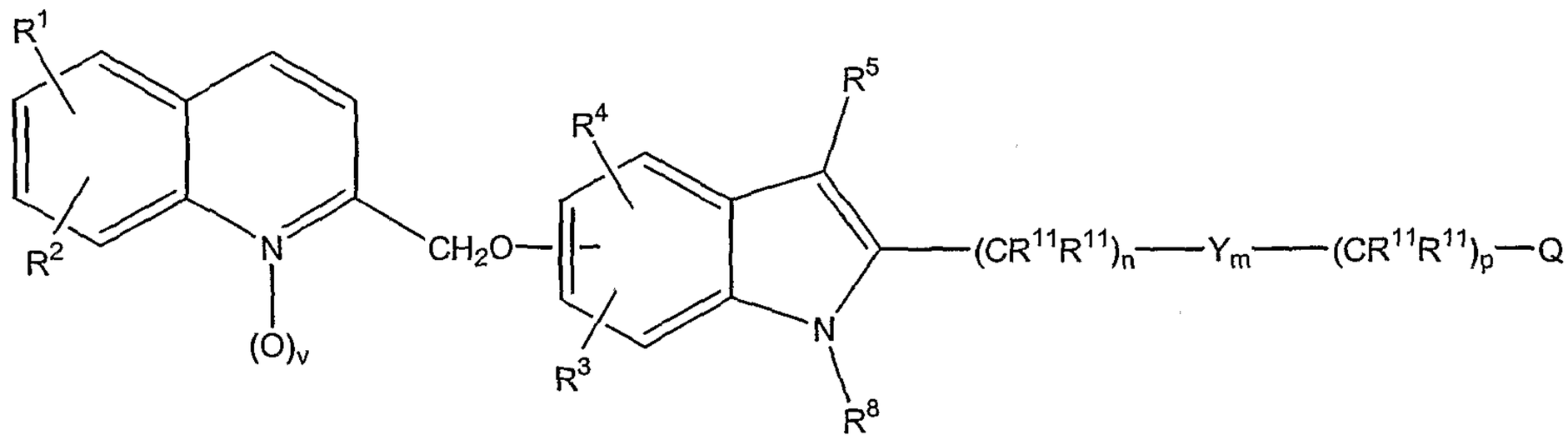

wherein R, R, R, R and R are independently hydrogen, halogen, lower alkyl, lower alkenyl, lower alkynyl, -CF3, -CN, -NO2, -N3, -C(OH)RR, -CO2R, -SR, -S(O)R, -S(O)2R, -S(O)2NRR,-OR,-NRR, -C(O)R or -(CH2)tR; R is hydrogen,

-CH3, -CF3, -C(O)H, X-R or X-R; R and R are independently: alkyl, -(CH2)uPh(R)2 or -(CH2)uTh(R)2; R is -CF3 or R; R is hydrogen or X-R; each R is independently hydrogen or lower alkyl, or two R's on same carbon atom are joined to form a cycloalkyl ring of 3 to 6 carbon atoms; R is hydrogen, lower alkyl or -CH2R;

R is lower alkyl or -(CH2)rR; R is -CF3 or R; R is hydrogen, -C(O)R, R, or two R 's on the same nitrogen may be joined to form a monocyclic heterocyclic ring of 4 to 6 atoms containing up to 2 heteroatoms chosen from O, S or N; R is hydrogen, -CF3, lower alkyl, lower alkenyl, lower alkynyl or -(CH2)rR; R is -(CH2)s-C(RR)-(CH2)s-R or -CH2C(O)NRR; R is hydrogen or lower alkyl; R is a) a monocyclic or bicyclic heterocyclic ring containing from 3 to 9 nuclear carbon atoms and 1 or 2 nuclear hetero-atoms selected from N, S or O and with each ring in the heterocyclic radical being formed of 5 or 6 atoms, or b) the radical W-R; R is alkyl or C(O)R;

R is phenyl substituted with 1 or 2 R groups; R is hydrogen, halogen, lower alxyl, lower alkoxy, lower alkylthio, lower alkylsulfonyl, lower alkylcarbonyl, -CF3, -CN,

-NO2 or -N3; R is alkyl, cycloalkyl, monocyclic monoheterocyclic ring;

R is the residual structure of a standard amino acid, or R and R attached to the same N can cyclize to form a proline residue; m is 0 to 1; n is 0 to 3; p is 1 to 3 when m is 1; p is 0 to 3 when m is 0; r is 0 to 2; s is 0 to 3; t is 0 to 2; u is 0 to 3; v is 0 or 1;

W is 0, S or NR; X is 0, or NR; X is C(O), CRR, S, S(O) or S(O)2; X is C(O), CRR, S(O)2 or a bond; Y is X or X; Q is -CO2R, -C(O)NHS(O)2R, -NHS(O)2R, -S(O)2NHR -C(O)NRR, -CO2R, -C(O)NRR, -CH2OH, or 1H- or 2H-tetrazol-5-yl;

and the pharmaceutically acceptable salts thereof. Preferred embodiments of the compounds are selected from the following and pharmaceutically acceptable salts thereof:

3-[N-(p-chlorobenzyl)-3-(t-butylthio)-5-(quinolin-2-ylmethoxy)indol-2-yl]-2,2-dimethylpropanoic acid;

3-[N-(p-chlorobenzyl)-3-methyl-5-(quinolin-2-ylmethoxy)indol-2-yl]-2,2-dimethylpropanoic acid;

3-[N-(p-t-butylthiobenzyl)-3-(t-butylthio)-5-(quinolin-2-ylmethoxy)indol-2-yl]-2,2-dimethylpropanoic acid;

3-[N-(p-chlorobenzyl)-3-(phenylthio)-5-(quinolin-2-ylmethoxy)indol-2-yl]-2,2-dimethylpropanoic acid;

3-[N-(p-chlorobenzyl)-3-(phenylsulfonyl)-5-(quinolin-2-ylmethoxy)indol-2-yl]-2,2-dimethyl propanoic acid, N-oxide;

3-[N-(p-chlorobenzyl)-3-(phenylsulfonyl)-5-(quinolin-2-ylmethoxy)indol-2-yl]-2,2-dimethylpropanoic acid;

3-[N-(p-chlorobenzyl)-3-(phenylsulfinyl)-5-(quinolin-2-ylmethoxy)indol-2-yl]-2,2-dimethylpropanoic acid;

3-[N-(p-chlorobenzyl)-5-(quinolin-2-ylmethoxy)indol-2-yl]-2,2-dimethylpropanoic acid;;

3-[N-(p-chlorobenzyl)-3-benzoyl-5-(quinolin2-ylmethoxy)indol-2-yl]-2,2-dimethylpropanoic acid;

3-[N-(p-chlorobenzyl)-3-benzyl-5-(quinolin-2-ylmethoxy)indol-2-yl]-2,2-dimethylpropanoic acid;

3-[N-(p-chlorobenzyl)-3-(3,3-dimethyl-1-oxo-1-butyl)-5-(quinolin-2-ylmethoxy)indol-2-yl]-2,2-dimethylpropanoic acid;

2-[N-(p-chlorobenzyl)-3-(t-butylthio)-5-(quinolin-2-ylmethoxy)indol-2-yl]ethoxyethanoic acid;

3-[N-(p-chlorobenzyl)-3-(3,3-dimethyl-1-butyl)-5-(quinolin-2-ylmethoxy)indol-2-yl]-2,2-dimethylpropanoic acid;

3-[N-(p-chlorobenzyl)-3-(t-butylthio)-5-(quinolin-2-ylmethoxy)indol-2-yl]-2-methylpropanoic acid;

3-[N-(p-chlorobenzyl)-3-methyl-5-(6,7-dichloroquinolin-2-ylmethoxy)indol-2-yl]-2,2-dimethylpropanoic acid;

3-[N-(p-chlorobenzyl)-3-methyl-5-(7-chloroquinolin-2-

ylmethoxy)indol-2-yl]-2,2-dimethylpropanoic acid;
3-[N-(p-chlorobenzyl)-4-allyl-5-(quinolin-2-ylmethoxy)-3-(t-butylthio)indol-2-yl]-2,2-dimethylpropanoic acid;
3-[N-(p-chlorobenzyl)-4-allyl-5-(quinolin-2-ylmethoxy)indol-2-yl]-2,2-dimethylpropanoic acid;
3-[N-(p-chlorobenzyl)-6-(quinolin-2-ylmethoxy)-3-(t-butylthio)indol-2-yl]-2,2-dimethylpropanoic acid;
3-[N-(p-chlorobenzyl)-4-(quinolin-2-ylmethoxy)-3-(t-butylthio)indol-2-yl]-2,2-dimethylpropanoic acid;
3-[N-(p-chlorobenzyl)-7-(quinolin-2-ylmethoxy)-3-(t-butylthio)indol-2-yl]-2,2-dimethylpropanoic acid;
2-[2-[N-(p-chlorobenzyl)-3-(t-butylthio)-5-(quinolin-2-ylmethoxy)indol-2-yl]ethoxy]propanoic acid;
3-[N-(p-chlorobenzyl)-4-(quinolin-2-ylmethoxy)indol-2-yl]-2,2-dimethylpropanoic acid;;
3-[N-methyl-3-(p-chlorobenzoyl)-6-(quinolin-2-ylmethoxy)indol-2-yl]-2,2-dimethylpropanoic acid,
3-[N-methyl-3-(p-chlorobenzyl)-6-(quinolin-2-ylmethoxy)indol-2-yl]-2,2-dimethylpropanoic acid,
3-[N-(4-chlorobenzyl)-3-i-propoxy-5-(quinolin-2-ylmethoxy)indol-2-yl]-2,2-dimethylpropanoic acid,
3-[N-(4-chlorobenzyl)-3-(t-butylthio)-5-(quinolin-2-yl-methoxy)indol-2-yl]-2-ethylpropanoic acid,
3-[N-(4-chlorobenzyl)-3-trifluoroacetyl-5-(quinolin-2-ylmethoxy)indol-2-yl]-2,2-dimethylpropanoic acid,
3-[N-(4-chlorobenzyl)-3-(3,3-dimethyl-1-oxo-1-butyl)-5-(quinolin-2-ylmethoxy)indol-2-yl]-2-methylpropanoic acid,
3-[3-(3,3-dimethyl-1-oxo-1-butyl-5-(quinolin-2-ylmethoxy)indol-2-yl]-2,2-dimethylpropanoic acid,
3-[N-(4-triflouromethylbenzyl)-3-(3,3-dimethyl-1-oxo-1-butyl)-5-(quinolin-2-yl-methoxy)indol-2-yl]-2,2-dimethylpropanoic acid,

3-[N-benzyl-3-(3,3-dimethyl-1-oxo-1-butyl)-5-(quinolin-2-ylmethoxy)indol-2-yl]-2,2-dimethylpropanoic acid,
3-[N-(3-methoxybenzyl)-3-(3,3-dimethyl-1-oxo-1-butyl)-5-(quinolin-2-ylmethoxy)indol-2-yl]-2,2-dimethylpropanoic acid,
3-[N-allyl-3-(3,3-dimethyl-1-oxo-1-butyl)-5-(quinolin-2-ylmethoxy)indol-2-yl]-2,2-dimethylpropanoic acid,
3-[N-(4-methoxybenzyl)-3-(3,3-dimethyl-1-oxo-1-butyl)-5-(quinolin-2-ylmethoxy)indol-2-yl]-2,2-dimethylpropanoic acid,
3-[N-methyl-3-(3,3-dimethyl-1-oxo-3-butyl)-5-(quinolin-2-ylmethoxy)indol-2-yl]-2,2-dimethylpropanoic acid,
3-[3-(4-chlorobenzyl)-6-(quinolin-2-ylmethoxy)indol-2-yl]-2,2-dimethylpropanoic acid.
3-[N-(phenylsulfonyl)-3-(4-chlorobenzyl)-6-(quinolin-2-ylmethoxy)indol-2-yl]-2,2-dimethylpropanoic acid,
3-[N-benzyl-3-(4-chlorobenzyl)-6-(quinolin-2-ylmethoxy)indol-2-yl]-2,2-dimethylpropanoic acid,
3-[N-(4-chlorobenzyl)-3-(t-butylsulfonyl)-5-(quinolin-2-ylmethoxy)indol-2-yl]-2,2-dimethylpropanoic acid,
3-[N-(4-chlorobenzyl)-3-(t-butylsulfinyl)-5-(quinolin-2-ylmethoxy)indol-2-yl]-2,2-dimethylpropanoic acid,
3-[N-allyl-3-(4-chlorobenzyl)-6-(quinolin-2-ylmethoxy)indol-2-yl]-2,2-dimethylpropanoic acid,
3-[N-(n-propyl)-3-(4-chlorobenzyl)-6-(quinoline-2-ylmethoxy)indol-2-yl]-2,2-dimethylpropanoic acid,
3-[N-ethyl-3-(4-chlorobenzyl)-6-(quinolin-2-ylmethoxy)indol-2-yl]-2,2-dimethylpropanoic acid,
3-[N-(4-chlorobenzyl)-3-(4-t-butylbenzoyl)-5-(quinolin-2-yl-methoxy)indol-2-yl]-2,2-dimethylpropanoic acid,
3-[N-(4-chlorobenzyl)-3-(4-chlorobenzoyl)-5-(quinolin-2-ylmethoxy)indol-2-yl]-2,2-dimethylpropanoic acid,
3-[N-(4-chlorobenzyl)-3-(1,1-dimethylethyl)-5-(quinolin-2-

ylmethoxy)indol-2-yl]-2,2-dimethylpropanoic acid,
3-[N-(4-chlorobenzyl)-3-acetyl-5-(quinolin-2-ylmethoxy)indol-2-yl]-2,2-dimethylpropanoic acid
3-[N-(4-chlorobenzyl)-3-cyclopropanecarbonyl-5-(quinolin-2-ylmethoxy)indol-2-yl]-2,2-dimethylpropanoic acid,
3-[N-(4-chlorobenzyl)-3-(3-cyclopentylpropanoyl)-5-(quinolin-2-ylmethoxy)indol-2-yl]-2,2-dimethylpropanoic acid,
3-[N-(4-chlorobenzyl)-3-(3-methylbutanoyl)-5-(quinolin-2-yl-methoxy)indol-2-yl]-2,2-dimethylpropanoic acid,
3-[N-(4-chlorobenzyl)-3-propanoyl-5-(quinolin-2-ylmethoxy)indol-2-yl]-2,2-dimethylpropanoic acid,
3-[N-(4-chlorobenzyl)-3-(2-methylpropanoyl)-5-(quinolin-2-ylmethoxy)indol-2-yl]-2,2-dimethylpropanoic acid,
3-[N-(4-chlorobenzyl)-3-trimethylacetyl-5-(quinolin-2-ylmethoxy)indol-2-yl]-2,2-dimethylpropanoic acid,
3-[N-(4-chlorobenzyl)-3-phenylacetyl-5-(quinolin-2-ylmethoxy)indol-2-yl]-2,2-dimethylpropanoic acid,
3-[N-(4-fluorobenzyl)-3-(3,3-dimethyl-1-oxo-1-butyl)-5-(quinolin-2-ylmethoxy)indol-2-yl]-2,2-dimethylpropanoic acid,
3-[N-(4-bromobenzyl)-3-(3,3-dimethyl-1-oxo-1-butyl)-5-(quinolin-2-ylmethoxy)indol-2-yl]-2,2-dimethylpropanoic acid,
3-[N-(4-iodobenzyl)-3-(3,3-dimethyl-1-oxo-1-butyl)-5-(quinolin-2-ylmethoxy)indol-2-yl]-2,2-dimethylpropanoic acid,
3-[N-(4-chlorobenzyl)-3-(1,1-dimethylbutyl)-5-(quinolin-2-ylmethoxy)indol-2-yl]-2,2-dimethylpropanoic acid,
3-[N-(4-chlorobenzyl)-3-(1,1-dimethylpropyl)-5-(quinolin-2-ylmethoxy)indol-2-yl]-2,2-dimethylpropanoic acid,
3-[N-(3-fluorobenzyl)-3-(1,1-dimethylethyl)-5-(quinolin-2-ylmethoxy)indol-2-yl]-2,2-dimethylpropanoic acid,
3-[N-(4-chlorobenzyl)-3-(3-methylethyl)-5-(quinolin-2-ylmethoxy)indol-2-yl]-2,2-dimethylpropanoic acid,

3-[N-(4-chlorobenzyl)-3-cyclopropyl-5-(quinolin-2-ylmethoxy)indol-2-yl]-2,2-dimethylpropanoic acid,
3-[N-(4-chlorobenzyl)-3-(1-methyl-1-cyclopropyl)-5-(quinolin-2-ylmethoxy)indol-2-yl]-2,2-dimethylpropanoic acid,
3-[N-(4-chlorobenzyl)-3-cyclopentyl-5-(quinolin-2-ylmethoxy)indol-2-yl]-2,2-dimethylpropanoic acid,
3-[N-(4-chlorobenzyl)-3-cyclohexyl-5-(quinolin-2-ylmethoxy)indol-2-yl]-2,2-dimethylpropanoic acid,
3-[N-(4-chlorobenzyl)-3-(alpha , alpha -dimethylbenzyl)-5-(quinolin-2-ylmethoxy)indol-2-yl]-2,2-dimethylpropanoic acid,
3-[N-(4-chlorobenzyl)-3-(2-{4-chloro- alpha , alpha -dimethylbenzyl}-5-(quinolin-2-ylmethoxy)indol-2-yl]-2,2-dimethylpropanoic acid,
3-[N-(4-chlorobenzyl)-3-(1-adamantyl)-5-(quinolin-2-ylmethoxy)indol-2-yl]-2,2-dimethylpropanoic acid,
3-[N-(4-chlorobenzyl)-3-((1-adamantyl)methyl)-5-(quinolin-2-ylmethoxy)indol-2-yl]-2,2-dimethylpropanoic acid,
3-[N-(1,1-dimethylethyl)-3-(4-chlorobenzyl)-6-(quinolin-2-ylmethoxy)indol-2-yl]-2,2-dimethylpropanoic acid,
3-[N-(1,1-dimethylpropyl)-3-(4-chlorobenzyl)-6-(quinoline-2-ylmethoxy)indol-2-yl]-2,2-dimethylpropanoic acid,
3-[N-(4-chlorobenzyl)-3-(3,3-dimethyl-1-oxo-1-butyl)-5-(quinolin-2-ylmethoxy)indol-2-yl]-2,2-diethylpropanoic acid,
methyl 3-[N-(4-chlorobenzyl)-3,6-bis(acetyl)-5-(quinolin-2-ylmethoxy)indol-2-yl]-2,2 dimethyl propanoate or
methyl 3-[N-(4-chlorobenzyl)-3,6-bis(cyclopropanecarbonyl)-5-(quinolin-2-ylmethoxy)indol-2-yl]-2,2-dimethyl propanoate. See EP 419049 B1, incorporated herein by reference.

The term "alkyl" refers to a monovalent group derived from a straight or branched chain saturated hydrocarbon by the removal of a single hydrogen atom. Alkyl groups are exemplified by methyl, ethyl, n- and iso-propyl, n-, sec-, iso- and tert-butyl, and the like. The term "hydroxyalkyl" represents an

alkyl group, as defined above, substituted by one to three hydroxyl groups with the proviso that no more than one hydroxy group may be attached to a single carbon atom of the alkyl group. The term "alkylamino" refers to a group having the structure -NHR' wherein R' is alkyl, as previously defined, examples of alkylarnino include methylamino, ethylarnino, iso-propylamino and the like. The term "alkylarninocarbonyl" refers to an alkylamino group, as previously defined, attached to the parent molecular moiety through a carbonyl group. Examples of alkylarninocarbonyl include methylamino-carbonyl, ethylaminocarbonyl, iso-propylaminocarbonyl and the like. The term "alkylthio" refers to an alkyl group, as defined above, attached to the parent molecular moiety through a sulfur atom and includes such examples as methylthio, ethylthio, propylthio, n-, sec- and tert-butylthio and the like. The term "alkanoyl" represents an alkyl group, as defined above, attached to the parent molecular moiety through a carbonyl group. Alkanoyl groups are exemplified by formyl, acetyl, propionyl, butanoyl and the like. The term "alkanoylamino" refers to an alkanoyl group, as previously defined, attached to the parent molecular moiety through a nitrogen atom. Examples of alkanoylamino include formamido, acetamido, and the like. The term "N-alkanoyl-N-alkylamino" refers to an alkanoyl group, as previously defined, attached to the parent molecular moiety through an aminoalkyl group. Examples of N-alkanoyl-N-alkylamino include N-methylformamido, N-methyl-acetamido, and the like. The terms "alkoxy" or "alkoxyl" denote an alkyl group, as defined above, attached to the parent molecular moiety through an oxygen atom. Representative alkoxy groups include methoxyl, ethoxyl, propoxyl, butoxyl, and the like. The term "alkoxyalkoxyl" refers to an alkyl group, as defined above, attached through an oxygen to an alkyl group, as defined above, attached in turn through an oxygen to the parent molecular moiety. Examples of alkoxyalkoxyl include methoxymethoxyl, methoxyethyoxyl, ethoxyethoxyl and the like. The term "alkoxyalkyl" refers to an alkoxy group, as defined above, attached through an alkylene group to the parent molecular moiety. The term "alkoxycarbonyl" represents an ester

group; *i.e.*, an alkoxy group, attached to the parent molecular moiety through a carbonyl group such as methoxycarbonyl, ethoxycarbonyl, and the like. The term "alkenyl" denotes a monovalent group derived from a hydrocarbon containing at least one carbon-carbon double bond by the removal of a single hydrogen atom. Alkenyl groups include, for example, ethenyl, propenyl, butenyl, 1-methyl-2-buten-1-yl and the like. The term "alkylene" denotes a divalent group derived from a straight or branched chain saturated hydrocarbon by the removal of two hydrogen atoms, for example methylene, 1,2-ethylene, 1,1-ethylene, 1,3-propylene, 2,2-dimethylpropylene, and the like. The term "alkenylene" denotes a divalent group derived from a straight or branched chain hydrocarbon containing at least one carbon-carbon double bond. Examples of alkenylene include –CH=CH-, -CH_2 CH=CH-, -$C(CH_3)$=CH-, -CH_2 CH=CHCH_2 -, and the like. The term "cycloalkylene" refers to a divalent group derived from a saturated carbocyclic hydrocarbon by the removal of two hydrogen atoms, for example cyclopentylene, cyclohexylene, and the like. The term "cycloalkyl" denotes a monovalent group derived from a monocyclic or bicyclic saturated carbocyclic ring compound by the removal of a single hydrogen atom. Examples include cyclopropyl, cyclobutyl, cyclopentyl, cyclohexyl, bicyclo[2.2.1]heptanyl, and bicyclo[2.2.2]octanyl. The term "alkynylene" refers to a divalent group derived by the removal of two hydrogen atoms from a straight or branched chain acyclic hydrocarbon group containing a carbon-carbon triple bond. Examples of alkynylene include -CH≡CH-, -CH≡CH-CH_2 -, -CH≡CH-$CH(CH_3)$-, and the like. The term "carbocyclic aryl" denotes a monovalent carbocyclic ring group derived by the removal of a single hydrogen atom from a monocyclic or bicyclic fused or non-fused ring system obeying the "4n+2 p electron" or Huckel aromaticity rule. Examples of carbocyclic aryl groups include phenyl, 1- and 2-naphthyl, biphenylyl, fluorenyl, and the like. The term "(carbocyclic aryl)alkyl" refers to a carbocyclic aryl ring group as defined above, attached to the parent molecular moiety through an alkylene group. Representative (carbocyclic aryl)alkyl groups include phenylmethyl,

phenylethyl, phenylpropyl, 1-naphthylmethyl, and the like. The term "carbocyclicarylalkoxy" refers to a carbocyclicaryl alkyl group, as defined above, attached to the parent molecular moiety through an oxygen atom. The term "carbocyclic aryloxyalkyl" refers to a carbocyclic aryl group, as defined above, attached to the parent molecular moiety through an oxygen atom and thence through an alkylene group. Such groups are exemplified by phenoxymethyl, 1- and 2-naphthyloxymethyl, phenoxyethyl and the like. The term "(carbocyclic aryl)alkoxyalkyl" denotes a carbocyclic aryl group as defined above, attached to the parent molecular moiety through an alkoxyalkyl group. Representative (carbocyclic aryl)alkoxyalkyl groups include phenylmethoxymethyl, phenylethoxymethyl, 1- and 2-naphthylmethoxyethyl, and the like. "Carbocyclic arylthioalkyl" represents a carbocyclic aryl group as defined above, attached to the parent molecular moeity through a sulfur atom and thence through an alklyene group and are typified by phenylthiomethyl, 1- and 2-naphthylthioethyl and the like. The term "dialkylamino" refers to a group having the structure -NR'R" wherein R' and R" are independently selected from alkyl, as previously defined. Additionally, R' and R" taken together may optionally be $-(CH_2)_{kk}$ -- where kk is an integer of from 2 to 6. Examples of dialkylamino include, dimethylamino, diethylaminocarbonyl, methylethylamino, piperidino, and the like. The term "halo or halogen" denotes fluorine, chlorine, bromine or iodine. The term "haloalkyl" denotes an alkyl group, as defined above, having one, two, or three halogen atoms attached thereto and is exemplified by such groups as chloromethyl, bromoethyl, trifluoromethyl, and the like. The term "hydroxyalkyl" represents an alkyl group, as defined above, substituted by one to three hydroxyl groups with the proviso that no more than one hydroxy group may be attached to a single carbon atom of the alkyl group. The term "phenoxy" refers to a phenyl group attached to the parent molecular moiety through an oxygen atom. The term "phenylthio" refers to a phenyl group attached to the parent molecular moiety through a sulfur atom. The term "pyridyloxy" refers to a pyridyl group attached to the parent molecular moiety

through an oxygen atom. The terms "heteroaryl" or "heterocyclic aryl" as used herein refers to substituted or unsubstituted 5- or 6-membered ring aromatic groups containing one oxygen atom, one, two, three, or four nitrogen atoms, one nitrogen and one sulfur atom, or one nitrogen and one oxygen atom. The term heteroaryl also includes bi-or tricyclic groups in which the aromatic heterocyclic ring is fused to one or two benzene rings. Representative heteroaryl groups are pyridyl, thienyl, indolyl, pyrazinyl, isoquinolyl, pyrrolyl, pyrimidyl, benzothienyl, furyl, benzo[b]furyl, imidazolyl, thiazolyl, carbazolyl, and the like. The term "heteroarylalkyl" denotes a heteroaryl group, as defined above, attached to the parent molecular moiety through an alkylene group. The term "heteroaryloxy" denotes a heteroaryl group, as defined above, attached to the parent molecular moiety through an oxygen atom. The term "heteroarylalkoxy" denotes a heteroarylalkyl group, as defined above, attached to the parent molecular moiety through an oxygen atom.

NUCLEIC ACID THERAPEUTIC AGENTS

In another embodiment, a nucleic acid of the invention; a nucleic acid complementary to a nucleic acid of the invention; or a portion of such a nucleic acid (*e.g.*, an oligonucleotide as described below); or a nucleic acid encoding a member of the leukotriene pathway (*e.g.*, 5-LO), can be used in "antisense" therapy, in which a nucleic acid (*e.g.*, an oligonucleotide) which specifically hybridizes to the mRNA and/or genomic DNA of a nucleic acid is administered or generated *in situ*. The antisense nucleic acid that specifically hybridizes to the mRNA and/or DNA inhibits expression of the polypeptide encoded by that mRNA and/or DNA, *e.g.*, by inhibiting translation and/or transcription. Binding of the antisense nucleic acid can be by conventional base pair complementarity, or, for example, in the case of binding to DNA duplexes, through specific interaction in the major groove of the double helix.

An antisense construct can be delivered, for example, as an expression plasmid as described above. When the plasmid is transcribed in the cell, it

produces RNA that is complementary to a portion of the mRNA and/or DNA that encodes the polypeptide for the member of the leukotriene pathway (*e.g.*, FLAP or 5-LO). Alternatively, the antisense construct can be an oligonucleotide probe that is generated *ex vivo* and introduced into cells; it then inhibits expression by hybridizing with the mRNA and/or genomic DNA of the polypeptide. In one embodiment, the oligonucleotide probes are modified oligonucleotides that are resistant to endogenous nucleases, *e.g.*, exonucleases and/or endonucleases, thereby rendering them stable *in vivo*. Exemplary nucleic acid molecules for use as antisense oligonucleotides are phosphoramidate, phosphothioate and methylphosphonate analogs of DNA (see also U.S. Pat. Nos. 5,176,996, 5,264,564 and 5,256,775). Additionally, general approaches to constructing oligomers useful in antisense therapy are also described, for example, by Van der Krol *et al.* (*Biotechniques* 6:958-976 (1988)); and Stein *et al.* (*Cancer Res.* 48:2659-2668 (1988)). With respect to antisense DNA, oligodeoxyribonucleotides derived from the translation initiation site are preferred.

To perform antisense therapy, oligonucleotides (mRNA, cDNA or DNA) are designed that are complementary to mRNA encoding the polypeptide. The antisense oligonucleotides bind to mRNA transcripts and prevent translation. Absolute complementarity, although preferred, is not required. A sequence "complementary" to a portion of an RNA, as referred to herein, indicates that a sequence has sufficient complementarity to be able to hybridize with the RNA, forming a stable duplex; in the case of double-stranded antisense nucleic acids, a single strand of the duplex DNA may thus be tested, or triplex formation may be assayed. The ability to hybridize will depend on both the degree of complementarity and the length of the antisense nucleic acid, as described in detail above. Generally, the longer the hybridizing nucleic acid, the more base mismatches with an RNA it may contain and still form a stable duplex (or triplex, as the case may be). One skilled in the art can ascertain a tolerable degree of mismatch by use of standard procedures.

The oligonucleotides used in antisense therapy can be DNA, RNA, or chimeric mixtures or derivatives or modified versions thereof, single-stranded or double-stranded. The oligonucleotides can be modified at the base moiety, sugar moiety, or phosphate backbone, for example, to improve stability of the molecule, hybridization, etc. The oligonucleotides can include other appended groups such as peptides (*e.g.* for targeting host cell receptors *in vivo*), or agents facilitating transport across the cell membrane (see, *e.g.*, Letsinger *et al.*, *Proc. Natl. Acad. Sci. USA* 86:6553-6556 (1989); Lemaitre *et al.*, *Proc. Natl. Acad. Sci. USA* 84:648-652 (1987); PCT International Publication No. WO 88/09810) or the blood-brain barrier (see, *e.g.*, PCT International Publication No. WO 89/10134), or hybridization-triggered cleavage agents (see, *e.g.*, Krol *et al.*, *BioTechniques* 6:958-976 (1988)) or intercalating agents. (See, *e.g.*, Zon, Pharm.Res. 5: 539-549 (1988)). To this end, the oligonucleotide may be conjugated to another molecule (*e.g.*, a peptide, hybridization triggered cross-linking agent, transport agent, hybridization-triggered cleavage agent).

The antisense molecules are delivered to cells that express the member of the leukotriene pathway *in vivo*. A number of methods can be used for delivering antisense DNA or RNA to cells; *e.g.*, antisense molecules can be injected directly into the tissue site, or modified antisense molecules, designed to target the desired cells (*e.g.*, antisense linked to peptides or antibodies that specifically bind receptors or antigens expressed on the target cell surface) can be administered systematically. Alternatively, in a preferred embodiment, a recombinant DNA construct is utilized in which the antisense oligonucleotide is placed under the control of a strong promoter (*e.g.*, pol III or pol II). The use of such a construct to transfect target cells in the patient results in the transcription of sufficient amounts of single stranded RNAs that will form complementary base pairs with the endogenous transcripts and thereby prevent translation of the mRNA. For example, a vector can be introduced *in vivo* such that it is taken up by a cell and directs the transcription of an antisense RNA. Such a vector can remain episomal or become chromosomally

integrated, as long as it can be transcribed to produce the desired antisense RNA. Such vectors can be constructed by recombinant DNA technology methods standard in the art and described above. For example, a plasmid, cosmid, YAC or viral vector can be used to prepare the recombinant DNA construct that can be introduced directly into the tissue site. Alternatively, viral vectors can be used which selectively infect the desired tissue, in which case administration may be accomplished by another route (*e.g.*, systemically).

In another embodiment of the invention, small double-stranded interfering RNA (RNA interference (RNAi)) can be used. RNAi is a post-transcription process, in which double-stranded RNA is introduced, and sequence-specific gene silencing results, though catalytic degradation of the targeted mRNA. See, *e.g.*, Elbashir, S.M. *et al.*, *Nature 411*:494-498 (2001); Lee, N.S., *Nature Biotech. 19*:500-505 (2002); Lee, S-K. *et al., Nature Medicine 8(7):*681-686 (2002); the entire teachings of these references are incorporated herein by reference.

Endogenous expression of a member of the leukotriene pathway (*e.g.*, FLAP, 5-LO) can also be reduced by inactivating or "knocking out" the gene or its promoter using targeted homologous recombination (*e.g.*, see Smithies *et al.*, *Nature* 317:230-234 (1985); Thomas & Capecchi, *Cell* 51:503-512 (1987); Thompson *et al.*, *Cell* 5:313-321 (1989)). For example, an altered, non-functional gene of a member of the leukotriene pathway (or a completely unrelated DNA sequence) flanked by DNA homologous to the endogenous gene (either the coding regions or regulatory regions of the gene) can be used, with or without a selectable marker and/or a negative selectable marker, to transfect cells that express the gene *in vivo*. Insertion of the DNA construct, via targeted homologous recombination, results in inactivation of the gene. The recombinant DNA constructs can be directly administered or targeted to the required site *in vivo* using appropriate vectors, as described above. Alternatively, expression of non-altered genes can be increased using a similar method: targeted homologous recombination can be used to insert a DNA construct comprising a non-altered functional gene, or the complement

thereof, or a portion thereof, in place of an gene in the cell, as described above. In another embodiment, targeted homologous recombination can be used to insert a DNA construct comprising a nucleic acid that encodes a polypeptide variant that differs from that present in the cell.

Alternatively, endogenous expression of a member of the leukotriene pathway can be reduced by targeting deoxyribonucleotide sequences complementary to the regulatory region of the member of the leukotriene pathway (*i.e.*, the promoter and/or enhancers) to form triple helical structures that prevent transcription of the gene in target cells in the body. (See generally, Helene, C., *Anticancer Drug Des.*, 6(6):569-84 (1991); Helene, C. *et al.*, *Ann. N.Y. Acad. Sci.* 660:27-36 (1992); and Maher, L. J., *Bioassays* 14(12):807-15 (1992)). Likewise, the antisense constructs described herein, by antagonizing the normal biological activity of one of the members of the leukotriene pathway, can be used in the manipulation of tissue, *e.g.*, tissue differentiation, both *in vivo* and *for ex vivo* tissue cultures. Furthermore, the anti-sense techniques (*e.g.*, microinjection of antisense molecules, or transfection with plasmids whose transcripts are anti-sense with regard to a nucleic acid RNA or nucleic acid sequence) can be used to investigate the role of one or more members of the leukotriene pathway in the development of disease-related conditions. Such techniques can be utilized in cell culture, but can also be used in the creation of transgenic animals.

The therapeutic agents as described herein can be delivered in a composition, as described above, or by themselves. They can be administered systemically, or can be targeted to a particular tissue. The therapeutic agents can be produced by a variety of means, including chemical synthesis; recombinant production; *in vivo* production (*e.g.*, a transgenic animal, such as U.S. Pat. No. 4,873,316 to Meade *et al.*), for example, and can be isolated using standard means such as those described herein. In addition, a combination of any of the above methods of treatment (*e.g.*, administration of non-altered polypeptide in conjunction with antisense therapy targeting altered mRNA for a member of the leukotriene pathway; administration of a first

splicing variant in conjunction with antisense therapy targeting a second splicing variant) can also be used.

The invention additionally pertains to use of such therapeutic agents, as described herein, for the manufacture of a medicament for the treatment of MI, ACS, and/or atherosclerosis, e.g., using the methods described herein.

MONITORING PROGRESS OF TREATMENT

The current invention also pertains to methods of monitoring the response of an individual, such as an individual in one of the target populations described above, to treatment with a leukotriene synthesis inhibitor. Because the level of inflammatory markers can be elevated in individuals who are in the target populations described above, an assessment of the level of inflammatory markers of the individual both before, and during, treatment with the leukotriene synthesis inhibitor will indicate whether the treatment has successfully decreased production of leukotrienes in the arterial vessel wall or in bone-marrow derived inflammatory cells.

For example, in one embodiment of the invention, an individual who is a member of a target population of individuals at risk for MI or ACS (*e.g.*, an individual in a target population described above, such as an individual at-risk due to a FLAP MI-haplotype) can be assessed for response to treatment with a leukotriene synthesis inhibitor, by examining leukotriene levels in the individual. Serum, plasma or urinary leukotrienes (*e.g.*, leukotriene E4, cysteinyl leukotriene 1), or *ex vivo* production of leukotrienes (*e.g.*, in blood samples stimulated with a calcium ionophore to produce leukotrienes) can be measured before, and during or after treatment with the leukotriene synthesis inhibitor. The leukotriene level before treatment is compared with the leukotriene level during or after treatment. The efficacy of treatment is indicated by a decrease in leukotriene production: a level of leukotriene during or after treatment that is significantly lower than the level of leukotriene before treatment, is indicative of efficacy. A level that is lower during or after treatment can be shown, for example, by decreased serum or

urinary leukotrienes, or decreased *ex vivo* production of leukotrienes. A level that is "significantly lower", as used herein, is a level that is less than the amount that is typically found in control individual(s), or is less in a comparison of disease risk in a population associated with the other bands of measurement (*e.g.*, the mean or median, the highest quartile or the highest quintile) compared to lower bands of measurement (*e.g.*, the mean or median, the other quartiles; the other quintiles).

In another embodiment of the invention, an individual who is a member of a target population of individuals at risk for MI or ACS (*e.g.*, an individual in a target population described above, such as an individual at-risk due to elevated C-reactive protein) can be assessed for response to treatment with a leukotriene synthesis inhibitor, by examining levels of inflammatory markers in the individual. For example, levels of an inflammatory marker in an appropriate test sample (e.g., serum, plasma or urine) can be measured before, and during or after treatment with the leukotriene synthesis inhibitor. The level of the inflammatory marker before treatment is compared with the level of the inflammatory marker during or after treatment. The efficacy of treatment is indicated by a decrease in the level of the inflammatory marker, that is, a level of the inflammatory marker during or after treatment that is significantly lower (e.g., significantly lower), than the level of inflammatory marker before treatment, is indicative of efficacy. Representative inflammatory markers include: C-reactive protein (CRP), serum amyloid A, fibrinogen, a leukotriene, a leukotriene metabolite (*e.g.*, cysteinyl leukotriene 1), interleukin-6, tissue necrosis factor-alpha, soluble vascular cell adhesion molecules (sVCAM), soluble intervascular adhesion molecules (sICAM), E-selectin, matrix metalloprotease type-1, matrix metalloprotease type-2, matrix metalloprotease type-3, and matrix metalloprotease type-9. In a preferred embodiment, the marker is CRP.

PHARMACEUTICAL COMPOSITIONS

The present invention also pertains to pharmaceutical compositions comprising agents described herein, for example, an agent that is a leukotriene synthesis inhibitor as described herein. For instance, a leukotriene synthesis inhibitor can be formulated with a physiologically acceptable carrier or excipient to prepare a pharmaceutical composition. The carrier and composition can be sterile. The formulation should suit the mode of administration.

Suitable pharmaceutically acceptable carriers include but are not limited to water, salt solutions (*e.g.*, NaCl), saline, buffered saline, alcohols, glycerol, ethanol, gum arabic, vegetable oils, benzyl alcohols, polyethylene glycols, gelatin, carbohydrates such as lactose, amylose or starch, dextrose, magnesium stearate, talc, silicic acid, viscous paraffin, perfume oil, fatty acid esters, hydroxymethylcellulose, polyvinyl pyrolidone, etc., as well as combinations thereof. The pharmaceutical preparations can, if desired, be mixed with auxiliary agents, *e.g.*, lubricants, preservatives, stabilizers, wetting agents, emulsifiers, salts for influencing osmotic pressure, buffers, coloring, flavoring and/or aromatic substances and the like which do not deleteriously react with the active agents.

The composition, if desired, can also contain minor amounts of wetting or emulsifying agents, or pH buffering agents. The composition can be a liquid solution, suspension, emulsion, tablet, pill, capsule, sustained release formulation, or powder. The composition can be formulated as a suppository, with traditional binders and carriers such as triglycerides. Oral formulation can include standard carriers such as pharmaceutical grades of mannitol, lactose, starch, magnesium stearate, polyvinyl pyrollidone, sodium saccharine, cellulose, magnesium carbonate, etc.

Methods of introduction of these compositions include, but are not limited to, intradermal, intramuscular, intraperitoneal, intraocular, intravenous, subcutaneous, topical, oral and intranasal. Other suitable methods of

introduction can also include gene therapy (as described below), rechargeable or biodegradable devices, particle acceleration devices ("gene guns") and slow release polymeric devices. The pharmaceutical compositions of this invention can also be administered as part of a combinatorial therapy with other agents.

The composition can be formulated in accordance with the routine procedures as a pharmaceutical composition adapted for administration to human beings. For example, compositions for intravenous administration typically are solutions in sterile isotonic aqueous buffer. Where necessary, the composition may also include a solubilizing agent and a local anesthetic to ease pain at the site of the injection. Generally, the ingredients are supplied either separately or mixed together in unit dosage form, for example, as a dry lyophilized powder or water free concentrate in a hermetically sealed container such as an ampule or sachette indicating the quantity of active agent. Where the composition is to be administered by infusion, it can be dispensed with an infusion bottle containing sterile pharmaceutical grade water, saline or dextrose/water. Where the composition is administered by injection, an ampule of sterile water for injection or saline can be provided so that the ingredients may be mixed prior to administration.

For topical application, nonsprayable forms, viscous to semi-solid or solid forms comprising a carrier compatible with topical application and having a dynamic viscosity preferably greater than water, can be employed. Suitable formulations include but are not limited to solutions, suspensions, emulsions, creams, ointments, powders, enemas, lotions, sols, liniments, salves, aerosols, etc., which are, if desired, sterilized or mixed with auxiliary agents, *e.g.*, preservatives, stabilizers, wetting agents, buffers or salts for influencing osmotic pressure, etc. The agent may be incorporated into a cosmetic formulation. For topical application, also suitable are sprayable aerosol preparations wherein the active ingredient, preferably in combination with a solid or liquid inert carrier material, is packaged in a squeeze bottle or in admixture with a pressurized volatile, normally gaseous propellant, *e.g.*, pressurized air.

Agents described herein can be formulated as neutral or salt forms. Pharmaceutically acceptable salts include those formed with free amino groups such as those derived from hydrochloric, phosphoric, acetic, oxalic, tartaric acids, etc., and those formed with free carboxyl groups such as those derived from sodium, potassium, ammonium, calcium, ferric hydroxides, isopropylamine, triethylamine, 2-ethylamino ethanol, histidine, procaine, etc.

The agents are administered in a therapeutically effective amount. The amount of agents which will be therapeutically effective in the treatment of a particular disorder or condition will depend on the nature of the disorder or condition, and can be determined by standard clinical techniques. In addition, *in vitro* or *in vivo* assays may optionally be employed to help identify optimal dosage ranges. The precise dose to be employed in the formulation will also depend on the route of administration, and the seriousness of the symptoms, and should be decided according to the judgment of a practitioner and each patient's circumstances. Effective doses may be extrapolated from dose-response curves derived from *in vitro* or animal model test systems.

The invention also provides a pharmaceutical pack or kit comprising one or more containers filled with one or more of the ingredients of the pharmaceutical compositions of the invention. Optionally associated with such container(s) can be a notice in the form prescribed by a governmental agency regulating the manufacture, use or sale of pharmaceuticals or biological products, which notice reflects approval by the agency of manufacture, use of sale for human administration. The pack or kit can be labeled with information regarding mode of administration, sequence of drug administration (*e.g.*, separately, sequentially or concurrently), or the like. The pack or kit may also include means for reminding the patient to take the therapy. The pack or kit can be a single unit dosage of the combination therapy or it can be a plurality of unit dosages. In particular, the agents can be separated, mixed together in any combination, present in a single vial or tablet. Agents assembled in a blister pack or other dispensing means is preferred. For the purpose of this invention, unit dosage is intended to mean a dosage that is

dependent on the individual pharmacodynamics of each agent and administered in FDA approved dosages in standard time courses.

NUCLEIC ACIDS OF THE INVENTION

FLAP Nucleic Acids, Portions and Variants

In addition, the invention pertains to isolated nucleic acid molecules comprising a human FLAP nucleic acid. The term, "FLAP nucleic acid," as used herein, refers to an isolated nucleic acid molecule encoding FLAP polypeptide. The FLAP nucleic acid molecules of the present invention can be RNA, for example, mRNA, or DNA, such as cDNA and genomic DNA. DNA molecules can be double-stranded or single-stranded; single stranded RNA or DNA can be either the coding, or sense strand or the non-coding, or antisense strand. The nucleic acid molecule can include all or a portion of the coding sequence of the gene or nucleic acid and can further comprise additional non-coding sequences such as introns and non-coding 3' and 5' sequences (including regulatory sequences, for example, as well as promoters, transcription enhancement elements, splice donor/acceptor sites, etc.).

For example, a FLAP nucleic acid can consist of SEQ ID NOs: 1 or 3 or the complement thereof, or to a portion or fragment of such an isolated nucleic acid molecule (*e.g.*, cDNA or the nucleic acid) that encodes FLAP polypeptide (*e.g.*, a polypeptide such as SEQ ID NO: 2). In a preferred embodiment, the isolated nucleic acid molecule comprises a nucleic acid molecule selected from the group consisting of SEQ ID NOs: 1 or 3, or their complement thereof.

Additionally, the nucleic acid molecules of the invention can be fused to a marker sequence, for example, a sequence that encodes a polypeptide to assist in isolation or purification of the polypeptide. Such sequences include, but are not limited to, those that encode a glutathione-S-transferase (GST) fusion protein and those that encode a hemagglutinin A (HA) polypeptide marker from influenza.

An "isolated" nucleic acid molecule, as used herein, is one that is separated from nucleic acids that normally flank the gene or nucleic acid sequence (as in genomic sequences) and/or has been completely or partially purified from other transcribed sequences (*e.g.*, as in an RNA library). For example, an isolated nucleic acid of the invention may be substantially isolated with respect to the complex cellular milieu in which it naturally occurs, or culture medium when produced by recombinant techniques, or chemical precursors or other chemicals when chemically synthesized. In some instances, the isolated material will form part of a composition (for example, a crude extract containing other substances), buffer system or reagent mix. In other circumstances, the material may be purified to essential homogeneity, for example as determined by PAGE or column chromatography such as HPLC. In certain embodiments, an isolated nucleic acid molecule comprises at least about 50, 80 or 90% (on a molar basis) of all macromolecular species present. With regard to genomic DNA, the term "isolated" also can refer to nucleic acid molecules that are separated from the chromosome with which the genomic DNA is naturally associated. For example, the isolated nucleic acid molecule can contain less than about 5 kb, including but not limited to 4 kb, 3 kb, 2 kb, 1 kb, 0.5 kb or 0.1 kb of nucleotides which flank the nucleic acid molecule in the genomic DNA of the cell from which the nucleic acid molecule is derived.

The nucleic acid molecule can be fused to other coding or regulatory sequences and still be considered isolated. Thus, recombinant DNA contained in a vector is included in the definition of "isolated" as used herein. Also, isolated nucleic acid molecules include recombinant DNA molecules in heterologous host cells, as well as partially or substantially purified DNA molecules in solution. "Isolated" nucleic acid molecules also encompass *in vivo* and *in vitro* RNA transcripts of the DNA molecules of the present invention. An isolated nucleic acid molecule or nucleic acid sequence can include a nucleic acid molecule or nucleic acid sequence that is synthesized chemically or by recombinant means. Therefore, recombinant DNA contained

in a vector is included in the definition of "isolated" as used herein. Also, isolated nucleotide sequences include recombinant DNA molecules in heterologous organisms, as well as partially or substantially purified DNA molecules in solution. *In vivo* and *in vitro* RNA transcripts of the DNA molecules of the present invention are also encompassed by "isolated" nucleotide sequences. Such isolated nucleotide sequences are useful in the manufacture of the encoded polypeptide, as probes for isolating homologous sequences (*e.g.*, from other mammalian species), for gene mapping (*e.g.*, by *in situ* hybridization with chromosomes), or for detecting expression of the nucleic acid in tissue (*e.g.*, human tissue), such as by Northern blot analysis.

The present invention also pertains to nucleic acid molecules which are not necessarily found in nature but which encode a FLAP polypeptide (*e.g.*, a polypeptide having an amino acid sequence comprising an amino acid sequence of SEQ ID NOs: 2), or another splicing variant of a FLAP polypeptide or polymorphic variant thereof. Thus, for example, DNA molecules that comprise a sequence that is different from the naturally occurring nucleic acid sequence but which, due to the degeneracy of the genetic code, encode a FLAP polypeptide of the present invention are also the subjects of this invention. The invention also encompasses nucleotide sequences encoding portions (fragments), or encoding variant polypeptides such as analogues or derivatives of a FLAP polypeptide. Such variants can be naturally occurring, such as in the case of allelic variation or single nucleotide polymorphisms, or non-naturally-occurring, such as those induced by various mutagens and mutagenic processes. Intended variations include, but are not limited to, addition, deletion and substitution of one or more nucleotides that can result in conservative or non-conservative amino acid changes, including additions and deletions. Preferably the nucleotide (and/or resultant amino acid) changes are silent or conserved; that is, they do not alter the characteristics or activity of a FLAP polypeptide. In one preferred embodiment, the nucleotide sequences are fragments that comprise one or more polymorphic microsatellite markers. In another preferred embodiment,

the nucleotide sequences are fragments that comprise one or more single nucleotide polymorphisms in a FLAP nucleic acid (*e.g.*, the single nucleotide polymorphisms set forth in Table 3, below).

Other alterations of the nucleic acid molecules of the invention can include, for example, labeling, methylation, internucleotide modifications such as uncharged linkages (*e.g.*, methyl phosphonates, phosphotriesters, phosphoamidates, carbamates), charged linkages (*e.g.*, phosphorothioates, phosphorodithioates), pendent moieties (*e.g.*, polypeptides), intercalators (*e.g.*, acridine, psoralen), chelators, alkylators, and modified linkages (*e.g.*, alpha anomeric nucleic acids). Also included are synthetic molecules that mimic nucleic acid molecules in the ability to bind to a designated sequence via hydrogen bonding and other chemical interactions. Such molecules include, for example, those in which peptide linkages substitute for phosphate linkages in the backbone of the molecule.

The invention also pertains to nucleic acid molecules that hybridize under high stringency hybridization conditions, such as for selective hybridization, to a nucleic acid sequence described herein (*e.g.*, nucleic acid molecules which specifically hybridize to a nucleic acid sequence encoding polypeptides described herein, and, optionally, have an activity of the polypeptide). In one embodiment, the invention includes variants described herein which hybridize under high stringency hybridization conditions (*e.g.*, for selective hybridization) to a nucleic acid sequence comprising a nucleic acid sequence selected from the group consisting of SEQ ID NOs: 1 or 3 or the complement thereof. In another embodiment, the invention includes variants described herein which hybridize under high stringency hybridization conditions (*e.g.*, for selective hybridization) to a nucleic acid sequence encoding an amino acid sequence of SEQ ID NO: 2 or a polymorphic variant thereof. In a preferred embodiment, the variant that hybridizes under high stringency hybridizations has an activity of a FLAP.

Such nucleic acid molecules can be detected and/or isolated by specific hybridization (*e.g.*, under high stringency conditions). "Specific

hybridization," as used herein, refers to the ability of a first nucleic acid to hybridize to a second nucleic acid in a manner such that the first nucleic acid does not hybridize to any nucleic acid other than to the second nucleic acid (*e.g.*, when the first nucleic acid has a higher similarity to the second nucleic acid than to any other nucleic acid in a sample wherein the hybridization is to be performed). "Stringency conditions" for hybridization is a term of art which refers to the incubation and wash conditions, *e.g.*, conditions of temperature and buffer concentration, which permit hybridization of a particular nucleic acid to a second nucleic acid; the first nucleic acid may be perfectly (*i.e.*, 100%) complementary to the second, or the first and second may share some degree of complementarity that is less than perfect (*e.g.*, 70%, 75%, 85%, 95%). For example, certain high stringency conditions can be used which distinguish perfectly complementary nucleic acids from those of less complementarity. "High stringency conditions", "moderate stringency conditions" and "low stringency conditions" for nucleic acid hybridizations are explained on pages 2.10.1-2.10.16 and pages 6.3.1-6.3.6 in *Current Protocols in Molecular Biology* (Ausubel, F.M. *et al.*, "*Current Protocols in Molecular Biology*", John Wiley & Sons, (1998), the entire teachings of which are incorporated by reference herein). The exact conditions which determine the stringency of hybridization depend not only on ionic strength (*e.g.*, 0.2X SSC, 0.1X SSC), temperature (*e.g.*, room temperature, 42°C, 68°C) and the concentration of destabilizing agents such as formamide or denaturing agents such as SDS, but also on factors such as the length of the nucleic acid sequence, base composition, percent mismatch between hybridizing sequences and the frequency of occurrence of subsets of that sequence within other non-identical sequences. Thus, equivalent conditions can be determined by varying one or more of these parameters while maintaining a similar degree of identity or similarity between the two nucleic acid molecules. Typically, conditions are used such that sequences at least about 60%, at least about 70%, at least about 80%, at least about 90% or at least about 95% or more identical to each other remain hybridized to one another. By varying hybridization

conditions from a level of stringency at which no hybridization occurs to a level at which hybridization is first observed, conditions which will allow a given sequence to hybridize (*e.g.*, selectively) with the most similar sequences in the sample can be determined.

Exemplary conditions are described in Krause, M.H. and S.A. Aaronson, *Methods in Enzymology* 200: 546-556 (1991), and in, Ausubel, *et al.*, "*Current Protocols in Molecular Biology*", John Wiley & Sons, (1998), which describes the determination of washing conditions for moderate or low stringency conditions. Washing is the step in which conditions are usually set so as to determine a minimum level of complementarity of the hybrids. Generally, starting from the lowest temperature at which only homologous hybridization occurs, each °C by which the final wash temperature is reduced (holding SSC concentration constant) allows an increase by 1% in the maximum extent of mismatching among the sequences that hybridize. Generally, doubling the concentration of SSC results in an increase in T_m of ~17°C. Using these guidelines, the washing temperature can be determined empirically for high, moderate or low stringency, depending on the level of mismatch sought.

For example, a low stringency wash can comprise washing in a solution containing 0.2X SSC/0.1% SDS for 10 minutes at room temperature; a moderate stringency wash can comprise washing in a prewarmed solution (42°C) solution containing 0.2X SSC/0.1% SDS for 15 minutes at 42°C; and a high stringency wash can comprise washing in prewarmed (68°C) solution containing 0.1X SSC/0.1%SDS for 15 minutes at 68°C. Furthermore, washes can be performed repeatedly or sequentially to obtain a desired result as known in the art. Equivalent conditions can be determined by varying one or more of the parameters given as an example, as known in the art, while maintaining a similar degree of identity or similarity between the target nucleic acid molecule and the primer or probe used.

The percent homology or identity of two nucleotide or amino acid sequences can be determined by aligning the sequences for optimal

comparison purposes (*e.g.*, gaps can be introduced in the sequence of a first sequence for optimal alignment). The nucleotides or amino acids at corresponding positions are then compared, and the percent identity between the two sequences is a function of the number of identical positions shared by the sequences (*i.e.*, % identity = # of identical positions/total # of positions x 100). When a position in one sequence is occupied by the same nucleotide or amino acid residue as the corresponding position in the other sequence, then the molecules are homologous at that position. As used herein, nucleic acid or amino acid "homology" is equivalent to nucleic acid or amino acid "identity". In certain embodiments, the length of a sequence aligned for comparison purposes is at least 30%, for example, at least 40%, in certain embodiments at least 60%, and in other embodiments at least 70%, 80%, 90% or 95% of the length of the reference sequence. The actual comparison of the two sequences can be accomplished by well-known methods, for example, using a mathematical algorithm. A preferred, non-limiting example of such a mathematical algorithm is described in Karlin *et al.*, *Proc. Natl. Acad. Sci. USA* 90:5873-5877 (1993). Such an algorithm is incorporated into the NBLAST and XBLAST programs (version 2.0) as described in Altschul *et al.*, *Nucleic Acids Res.* 25:389-3402 (1997). When utilizing BLAST and Gapped BLAST programs, the default parameters of the respective programs (*e.g.*, NBLAST) can be used. In one embodiment, parameters for sequence comparison can be set at score=100, wordlength=12, or can be varied (*e.g.*, W=5 or W=20).

Another preferred, non-limiting example of a mathematical algorithm utilized for the comparison of sequences is the algorithm of Myers and Miller, *CABIOS* 4(1): 11-17 (1988). Such an algorithm is incorporated into the ALIGN program (version 2.0) which is part of the GCG sequence alignment software package (Accelrys, Cambridge, UK). When utilizing the ALIGN program for comparing amino acid sequences, a PAM120 weight residue table, a gap length penalty of 12, and a gap penalty of 4 can be used. Additional algorithms for sequence analysis are known in the art and include

ADVANCE and ADAM as described in Torellis and Robotti, *Comput. Appl. Biosci.* 10:3-5 (1994); and FASTA described in Pearson and Lipman, *Proc. Natl. Acad. Sci. USA* 85:2444-8 (1988).

In another embodiment, the percent identity between two amino acid sequences can be accomplished using the GAP program in the GCG software package using either a BLOSUM63 matrix or a PAM250 matrix, and a gap weight of 12, 10, 8, 6, or 4 and a length weight of 2, 3, or 4. In yet another embodiment, the percent identity between two nucleic acid sequences can be accomplished using the GAP program in the GCG software package using a gap weight of 50 and a length weight of 3.

The present invention also provides isolated nucleic acid molecules that contain a fragment or portion that hybridizes under highly stringent conditions to a nucleic acid sequence comprising SEQ ID NO: 1 or 3 or the complement of SEQ ID NO: 1 or 3, and also provides isolated nucleic acid molecules that contain a fragment or portion that hybridizes under highly stringent conditions to a nucleic acid sequence encoding an amino acid sequence of the invention or polymorphic variant thereof. The nucleic acid fragments of the invention are at least about 15, for example, at least about 18, 20, 23 or 25 nucleotides, and can be 30, 40, 50, 100, 200 or more nucleotides in length. Longer fragments, for example, 30 or more nucleotides in length, encoding antigenic polypeptides described herein are particularly useful, such as for the generation of antibodies as described below.

Probes and Primers

In a related aspect, the nucleic acid fragments of the invention are used as probes or primers in assays such as those described herein. "Probes" or "primers" are oligonucleotides that hybridize in a base-specific manner to a complementary strand of nucleic acid molecules. Such probes and primers include polypeptide nucleic acids, as described in Nielsen *et al.(Science* 254:1497-1500 (1991)).

A probe or primer comprises a region of nucleic acid that hybridizes to at least about 15, for example about 20-25, and in certain embodiments about 40, 50 or 75, consecutive nucleotides of a nucleic acid of the invention, such as a nucleic acid comprising a contiguous nucleic acid sequence of SEQ ID NOs: 1 or 3 or the complement of SEQ ID Nos: 1 or 3, or a nucleic acid sequence encoding an amino acid sequence of SEQ ID NO: 2 or polymorphic variant thereof. In preferred embodiments, a probe or primer comprises 100 or fewer nucleotides, in certain embodiments, from 6 to 50 nucleotides, for example, from 12 to 30 nucleotides. In other embodiments, the probe or primer is at least 70% identical to the contiguous nucleic acid sequence or to the complement of the contiguous nucleotide sequence, for example, at least 80% identical, in certain embodiments at least 90% identical, and in other embodiments at least 95% identical, or even capable of selectively hybridizing to the contiguous nucleic acid sequence or to the complement of the contiguous nucleotide sequence. Often, the probe or primer further comprises a label, *e.g.*, radioisotope, fluorescent compound, enzyme, or enzyme co-factor.

The nucleic acid molecules of the invention such as those described above can be identified and isolated using standard molecular biology techniques and the sequence information provided herein. For example, nucleic acid molecules can be amplified and isolated using the polymerase chain reaction and synthetic oligonucleotide primers based on one or more of SEQ ID NOs: 1 or 3, or the complement thereof, or designed based on nucleotides based on sequences encoding one or more of the amino acid sequences provided herein. See generally *PCR Technology: Principles and Applications for DNA Amplification* (ed. H.A. Erlich, Freeman Press, NY, NY, 1992); *PCR Protocols: A Guide to Methods and Applications* (Eds. Innis *et al.*, Academic Press, San Diego, CA, 1990); Mattila *et al.*, *Nucl. Acids Res.* 19:4967 (1991); Eckert *et al.*, *PCR Methods and Applications* 1:17 (1991); PCR (eds. McPherson *et al.*, IRL Press, Oxford); and U.S. Patent 4,683,202. The nucleic acid molecules can be amplified using cDNA, mRNA or genomic

DNA as a template, cloned into an appropriate vector and characterized by DNA sequence analysis.

Other suitable amplification methods include the ligase chain reaction (LCR) (see Wu and Wallace, *Genomics* 4:560 (1989), Landegren *et al.*, *Science* 241:1077 (1988), transcription amplification (Kwoh *et al.*, *Proc. Natl. Acad. Sci. USA* 86:1173 (1989)), and self-sustained sequence replication (Guatelli *et al.*, *Proc. Nat. Acad. Sci. USA* 87:1874 (1990)) and nucleic acid based sequence amplification (NASBA). The latter two amplification methods involve isothermal reactions based on isothermal transcription, which produce both single stranded RNA (ssRNA) and double stranded DNA (dsDNA) as the amplification products in a ratio of about 30 or 100 to 1, respectively.

The amplified DNA can be labeled, for example, radiolabeled, and used as a probe for screening a cDNA library derived from human cells, mRNA in zap express, ZIPLOX or other suitable vector. Corresponding clones can be isolated, DNA can obtained following *in vivo* excision, and the cloned insert can be sequenced in either or both orientations by art recognized methods to identify the correct reading frame encoding a polypeptide of the appropriate molecular weight. For example, the direct analysis of the nucleic acid molecules of the present invention can be accomplished using well-known methods that are commercially available. See, for example, Sambrook *et al.*, *Molecular Cloning, A Laboratory Manual* (2nd Ed., CSHP, New York 1989); Zyskind *et al.*, *Recombinant DNA Laboratory Manual*, (Acad. Press, 1988)). Using these or similar methods, the polypeptide and the DNA encoding the polypeptide can be isolated, sequenced and further characterized.

Antisense nucleic acid molecules of the invention can be designed using the nucleotide sequences of SEQ ID NOs: 1 or 3 and/or the complement of one or more of SEQ ID NOs: 1 or 3 and/or a portion of one or more of SEQ ID NOs: 1 or 3 or the complement of one or more of SEQ ID NOs: 1 or 3 and/or a sequence encoding the amino acid sequences of SEQ ID NOs: 2 or encoding a portion of one or more of SEQ ID NOs: 1 or 3 or their

complement. They can be constructed using chemical synthesis and enzymatic ligation reactions using procedures known in the art. For example, an antisense nucleic acid molecule (*e.g.*, an antisense oligonucleotide) can be chemically synthesized using naturally occurring nucleotides or variously modified nucleotides designed to increase the biological stability of the molecules or to increase the physical stability of the duplex formed between the antisense and sense nucleic acids, *e.g.*, phosphorothioate derivatives and acridine substituted nucleotides can be used. Alternatively, the antisense nucleic acid molecule can be produced biologically using an expression vector into which a nucleic acid molecule has been subcloned in an antisense orientation (*i.e.*, RNA transcribed from the inserted nucleic acid molecule will be of an antisense orientation to a target nucleic acid of interest).

The nucleic acid sequences can also be used to compare with endogenous DNA sequences in patients to identify one or more of the disorders related to FLAP, and as probes, such as to hybridize and discover related DNA sequences or to subtract out known sequences from a sample. The nucleic acid sequences can further be used to derive primers for genetic fingerprinting, to raise anti-polypeptide antibodies using DNA immunization techniques, and as an antigen to raise anti-DNA antibodies or elicit immune responses. Portions or fragments of the nucleotide sequences identified herein (and the corresponding complete gene sequences) can be used in numerous ways as polynucleotide reagents. For example, these sequences can be used to: (i) map their respective genes on a chromosome; and, thus, locate gene regions or nucleic acid regions associated with genetic disease; (ii) identify an individual from a minute biological sample (tissue typing); and (iii) aid in forensic identification of a biological sample. Additionally, the nucleotide sequences of the invention can be used to identify and express recombinant polypeptides for analysis, characterization or therapeutic use, or as markers for tissues in which the corresponding polypeptide is expressed, either constitutively, during tissue differentiation, or in diseased states. The nucleic acid sequences can additionally be used as reagents in the screening and/or

diagnostic assays described herein, and can also be included as components of kits (*e.g.*, reagent kits) for use in the screening and/or diagnostic assays described herein.

Vectors

Another aspect of the invention pertains to nucleic acid constructs containing a nucleic acid molecule of SEQ ID NOs: 1 or 3 or the complement thereof (or a portion thereof). Yet another aspect of the invention pertains to nucleic acid constructs containing a nucleic acid molecule encoding an amino acid of SEQ ID NO: 2 or polymorphic variant thereof. The constructs comprise a vector (*e.g.*, an expression vector) into which a sequence of the invention has been inserted in a sense or antisense orientation. As used herein, the term "vector" refers to a nucleic acid molecule capable of transporting another nucleic acid to which it has been linked. One type of vector is a "plasmid", which refers to a circular double stranded DNA loop into which additional DNA segments can be ligated. Another type of vector is a viral vector, wherein additional DNA segments can be ligated into the viral genome. Certain vectors are capable of autonomous replication in a host cell into which they are introduced (*e.g.*, bacterial vectors having a bacterial origin of replication and episomal mammalian vectors). Other vectors (*e.g.*, non-episomal mammalian vectors) are integrated into the genome of a host cell upon introduction into the host cell, and thereby are replicated along with the host genome. Moreover, certain vectors, such as expression vectors, are capable of directing the expression of genes or nucleic acids to which they are operably linked. In general, expression vectors of utility in recombinant DNA techniques are often in the form of plasmids. However, the invention is intended to include such other forms of expression vectors, such as viral vectors (*e.g.*, replication defective retroviruses, adenoviruses and adeno-associated viruses) that serve equivalent functions.

Preferred recombinant expression vectors of the invention comprise a nucleic acid molecule of the invention in a form suitable for expression of the

nucleic acid molecule in a host cell. This means that the recombinant expression vectors include one or more regulatory sequences, selected on the basis of the host cells to be used for expression, which is operably linked to the nucleic acid sequence to be expressed. Within a recombinant expression vector, "operably linked" or "operatively linked" is intended to mean that the nucleic acid sequence of interest is linked to the regulatory sequence(s) in a manner which allows for expression of the nucleic acid sequence (*e.g.*, in an *in vitro* transcription/translation system or in a host cell when the vector is introduced into the host cell). The term "regulatory sequence" is intended to include promoters, enhancers and other expression control elements (*e.g.*, polyadenylation signals). Such regulatory sequences are described, for example, in Goeddel, "Gene Expression Technology", *Methods in Enzymology* 185, Academic Press, San Diego, CA (1990). Regulatory sequences include those which direct constitutive expression of a nucleic acid sequence in many types of host cell and those which direct expression of the nucleic acid sequence only in certain host cells (*e.g.*, tissue-specific regulatory sequences). It will be appreciated by those skilled in the art that the design of the expression vector can depend on such factors as the choice of the host cell to be transformed and the level of expression of polypeptide desired. The expression vectors of the invention can be introduced into host cells to thereby produce polypeptides, including fusion polypeptides, encoded by nucleic acid molecules as described herein.

The recombinant expression vectors of the invention can be designed for expression of a polypeptide of the invention in prokaryotic or eukaryotic cells, *e.g.*, bacterial cells such as *E. coli*, insect cells (using baculovirus expression vectors), yeast cells or mammalian cells. Suitable host cells are discussed further in Goeddel, *supra*. Alternatively, the recombinant expression vector can be transcribed and translated *in vitro*, for example using T7 promoter regulatory sequences and T7 polymerase.

Another aspect of the invention pertains to host cells into which a recombinant expression vector of the invention has been introduced. The

terms "host cell" and "recombinant host cell" are used interchangeably herein. It is understood that such terms refer not only to the particular subject cell but also to the progeny or potential progeny of such a cell. Because certain modifications may occur in succeeding generations due to either mutation or environmental influences, such progeny may not, in fact, be identical to the parent cell, but are still included within the scope of the term as used herein.

A host cell can be any prokaryotic or eukaryotic cell. For example, a nucleic acid molecule of the invention can be expressed in bacterial cells (*e.g.*, *E. coli*), insect cells, yeast or mammalian cells (such as Chinese hamster ovary cells (CHO) or COS cells). Other suitable host cells are known to those skilled in the art.

Vector DNA can be introduced into prokaryotic or eukaryotic cells via conventional transformation or transfection techniques. As used herein, the terms "transformation" and "transfection" are intended to refer to a variety of art-recognized techniques for introducing a foreign nucleic acid molecule (*e.g.*, DNA) into a host cell, including calcium phosphate or calcium chloride co-precipitation, DEAE-dextran-mediated transfection, lipofection, or electroporation. Suitable methods for transforming or transfecting host cells can be found in Sambrook, *et al.* (*supra*), and other laboratory manuals.

For stable transfection of mammalian cells, it is known that, depending upon the expression vector and transfection technique used, only a small fraction of cells may integrate the foreign DNA into their genome. In order to identify and select these integrants, a gene or nucleic acid that encodes a selectable marker (*e.g.*, for resistance to antibiotics) is generally introduced into the host cells along with the gene or nucleic acid of interest. Preferred selectable markers include those that confer resistance to drugs, such as G418, hygromycin and methotrexate. Nucleic acid molecules encoding a selectable marker can be introduced into a host cell on the same vector as the nucleic acid molecule of the invention or can be introduced on a separate vector. Cells stably transfected with the introduced nucleic acid molecule can be

identified by drug selection (*e.g.*, cells that have incorporated the selectable marker gene or nucleic acid will survive, while the other cells die).

A host cell of the invention, such as a prokaryotic host cell or eukaryotic host cell in culture can be used to produce (*i.e.*, express) a polypeptide of the invention. Accordingly, the invention further provides methods for producing a polypeptide using the host cells of the invention. In one embodiment, the method comprises culturing the host cell of invention (into which a recombinant expression vector encoding a polypeptide of the invention has been introduced) in a suitable medium such that the polypeptide is produced. In another embodiment, the method further comprises isolating the polypeptide from the medium or the host cell.

The host cells of the invention can also be used to produce nonhuman transgenic animals. For example, in one embodiment, a host cell of the invention is a fertilized oocyte or an embryonic stem cell into which a nucleic acid molecule of the invention has been introduced (*e.g.*, an exogenous FLAP nucleic acid, or an exogenous nucleic acid encoding a FLAP polypeptide). Such host cells can then be used to create non-human transgenic animals in which exogenous nucleotide sequences have been introduced into the genome or homologous recombinant animals in which endogenous nucleotide sequences have been altered. Such animals are useful for studying the function and/or activity of the nucleic acid sequence and polypeptide encoded by the sequence and for identifying and/or evaluating modulators of their activity. As used herein, a "transgenic animal" is a non-human animal, preferably a mammal, more preferably a rodent such as a rat or mouse, in which one or more of the cells of the animal include a transgene. Other examples of transgenic animals include non-human primates, sheep, dogs, cows, goats, chickens and amphibians. A transgene is exogenous DNA which is integrated into the genome of a cell from which a transgenic animal develops and which remains in the genome of the mature animal, thereby directing the expression of an encoded gene product in one or more cell types or tissues of the transgenic animal. As used herein, an "homologous

recombinant animal" is a non-human animal, preferably a mammal, more preferably a mouse, in which an endogenous gene has been altered by homologous recombination between the endogenous gene and an exogenous DNA molecule introduced into a cell of the animal, *e.g.*, an embryonic cell of the animal, prior to development of the animal.

Methods for generating transgenic animals via embryo manipulation and microinjection, particularly animals such as mice, have become conventional in the art and are described, for example, in U.S. Patent Nos. 4,736,866 and 4,870,009, U.S. Pat. No. 4,873,191 and in Hogan, *Manipulating the Mouse Embryo* (Cold Spring Harbor Laboratory Press, Cold Spring Harbor, N.Y., 1986). Methods for constructing homologous recombination vectors and homologous recombinant animals are described further in Bradley, *Current Opinion in BioTechnology* 2:823-829 (1991) and in PCT Publication Nos. WO 90/11354, WO 91/01140, WO 92/0968, and WO 93/04169. Clones of the non-human transgenic animals described herein can also be produced according to the methods described in Wilmut *et al.*, *Nature* 385:810-813 (1997) and PCT Publication Nos. WO 97/07668 and WO 97/07669.

POLYPEPTIDES OF THE INVENTION

The present invention also pertains to isolated polypeptides encoded by FLAP nucleic acids ("FLAP polypeptides"), and fragments and variants thereof, as well as polypeptides encoded by nucleotide sequences described herein (*e.g.*, other splicing variants). The term "polypeptide" refers to a polymer of amino acids, and not to a specific length; thus, peptides, oligopeptides and proteins are included within the definition of a polypeptide. As used herein, a polypeptide is said to be "isolated" or "purified" when it is substantially free of cellular material when it is isolated from recombinant and non-recombinant cells, or free of chemical precursors or other chemicals when it is chemically synthesized. A polypeptide, however, can be joined to another polypeptide with which it is not normally associated in a cell (*e.g.*, in a "fusion protein") and still be "isolated" or "purified."

The polypeptides of the invention can be purified to homogeneity. It is understood, however, that preparations in which the polypeptide is not purified to homogeneity are useful. The critical feature is that the preparation allows for the desired function of the polypeptide, even in the presence of considerable amounts of other components. Thus, the invention encompasses various degrees of purity. In one embodiment, the language "substantially free of cellular material" includes preparations of the polypeptide having less than about 30% (by dry weight) other proteins (*i.e.*, contaminating protein), less than about 20% other proteins, less than about 10% other proteins, or less than about 5% other proteins.

When a polypeptide is recombinantly produced, it can also be substantially free of culture medium, *i.e.*, culture medium represents less than about 20%, less than about 10%, or less than about 5% of the volume of the polypeptide preparation. The language "substantially free of chemical precursors or other chemicals" includes preparations of the polypeptide in which it is separated from chemical precursors or other chemicals that are involved in its synthesis. In one embodiment, the language "substantially free of chemical precursors or other chemicals" includes preparations of the polypeptide having less than about 30% (by dry weight) chemical precursors or other chemicals, less than about 20% chemical precursors or other chemicals, less than about 10% chemical precursors or other chemicals, or less than about 5% chemical precursors or other chemicals.

In one embodiment, a polypeptide of the invention comprises an amino acid sequence encoded by a nucleic acid molecule comprising a nucleic acid sequence selected from the group consisting of SEQ ID NO: 1 or 3, or the complement of SEQ ID NO: 1 or 3, or portions thereof, or a portion or polymorphic variant thereof. However, the polypeptides of the invention also encompass fragment and sequence variants. Variants include a substantially homologous polypeptide encoded by the same genetic locus in an organism, *i.e.*, an allelic variant, as well as other splicing variants. Variants also encompass polypeptides derived from other genetic loci in an organism, but

having substantial homology to a polypeptide encoded by a nucleic acid molecule comprising a nucleic acid sequence selected from the group consisting of SEQ ID NOs: 1 or 3 or their complement, or portions thereof, or having substantial homology to a polypeptide encoded by a nucleic acid molecule comprising a nucleic acid sequence selected from the group consisting of nucleotide sequences encoding SEQ ID NO: 2 or polymorphic variants thereof. Variants also include polypeptides substantially homologous or identical to these polypeptides but derived from another organism, *i.e.*, an ortholog. Variants also include polypeptides that are substantially homologous or identical to these polypeptides that are produced by chemical synthesis. Variants also include polypeptides that are substantially homologous or identical to these polypeptides that are produced by recombinant methods.

As used herein, two polypeptides (or a region of the polypeptides) are substantially homologous or identical when the amino acid sequences are at least about 45-55%, in certain embodiments at least about 70-75%, and in other embodiments at least about 80-85%, and in others greater than about 90% or more homologous or identical. A substantially homologous amino acid sequence, according to the present invention, will be encoded by a nucleic acid molecule hybridizing to SEQ ID NO: 1 or 3 or portion thereof, under stringent conditions as more particularly described above, or will be encoded by a nucleic acid molecule hybridizing to a nucleic acid sequence encoding SEQ ID NO: 2 or a portion thereof or polymorphic variant thereof, under stringent conditions as more particularly described thereof.

The invention also encompasses polypeptides having a lower degree of identity but having sufficient similarity so as to perform one or more of the same functions performed by a polypeptide encoded by a nucleic acid molecule of the invention. Similarity is determined by conserved amino acid substitution. Such substitutions are those that substitute a given amino acid in a polypeptide by another amino acid of like characteristics. Conservative substitutions are likely to be phenotypically silent. Typically seen as

conservative substitutions are the replacements, one for another, among the aliphatic amino acids Ala, Val, Leu and Ile; interchange of the hydroxyl residues Ser and Thr, exchange of the acidic residues Asp and Glu, substitution between the amide residues Asn and Gln, exchange of the basic residues Lys and Arg and replacements among the aromatic residues Phe and Tyr. Guidance concerning which amino acid changes are likely to be phenotypically silent are found in Bowie *et al.*, *Science* 247:1306-1310 (1990).

A variant polypeptide can differ in amino acid sequence by one or more substitutions, deletions, insertions, inversions, fusions, and truncations or a combination of any of these. Further, variant polypeptides can be fully functional or can lack function in one or more activities. Fully functional variants typically contain only conservative variation or variation in non-critical residues or in non-critical regions. Functional variants can also contain substitution of similar amino acids that result in no change or an insignificant change in function. Alternatively, such substitutions may positively or negatively affect function to some degree. Non-functional variants typically contain one or more non-conservative amino acid substitutions, deletions, insertions, inversions, or truncation or a substitution, insertion, inversion, or deletion in a critical residue or critical region.

Amino acids that are essential for function can be identified by methods known in the art, such as site-directed mutagenesis or alanine-scanning mutagenesis (Cunningham *et al.*, *Science* 244:1081-1085 (1989)). The latter procedure introduces single alanine mutations at every residue in the molecule. The resulting mutant molecules are then tested for biological activity *in vitro*, or *in vitro* proliferative activity. Sites that are critical for polypeptide activity can also be determined by structural analysis such as crystallization, nuclear magnetic resonance or photoaffinity labeling (Smith *et al.*, *J. Mol. Biol. 224*:899-904 (1992); de Vos *et al.*, *Science 255*:306-312 (1992)).

The invention also includes fragments of the polypeptides of the invention. Fragments can be derived from a polypeptide encoded by a nucleic acid molecule comprising SEQ ID NO: 1 or 3, or the complement of SEQ ID NO: 1 or 3 (or other variants). However, the invention also encompasses fragments of the variants of the polypeptides described herein. As used herein, a fragment comprises at least 6 contiguous amino acids. Useful fragments include those that retain one or more of the biological activities of the polypeptide as well as fragments that can be used as an immunogen to generate polypeptide-specific antibodies.

Biologically active fragments (peptides which are, for example, 6, 9, 12, 15, 16, 20, 30, 35, 36, 37, 38, 39, 40, 50, 100 or more amino acids in length) can comprise a domain, segment, or motif that has been identified by analysis of the polypeptide sequence using well-known methods, *e.g.*, signal peptides, extracellular domains, one or more transmembrane segments or loops, ligand binding regions, zinc finger domains, DNA binding domains, acylation sites, glycosylation sites, or phosphorylation sites.

Fragments can be discrete (not fused to other amino acids or polypeptides) or can be within a larger polypeptide. Further, several fragments can be comprised within a single larger polypeptide. In one embodiment a fragment designed for expression in a host can have heterologous pre- and pro-polypeptide regions fused to the amino terminus of the polypeptide fragment and an additional region fused to the carboxyl terminus of the fragment.

The invention thus provides chimeric or fusion polypeptides. These comprise a polypeptide of the invention operatively linked to a heterologous protein or polypeptide having an amino acid sequence not substantially homologous to the polypeptide. "Operatively linked" indicates that the polypeptide and the heterologous protein are fused in-frame. The heterologous protein can be fused to the N-terminus or C-terminus of the polypeptide. In one embodiment the fusion polypeptide does not affect function of the polypeptide *per se*. For example, the fusion polypeptide can be

a GST-fusion polypeptide in which the polypeptide sequences are fused to the C-terminus of the GST sequences. Other types of fusion polypeptides include, but are not limited to, enzymatic fusion polypeptides, for example beta-galactosidase fusions, yeast two-hybrid GAL fusions, poly-His fusions and Ig fusions. Such fusion polypeptides, particularly poly-His fusions, can facilitate the purification of recombinant polypeptide. In certain host cells (*e.g.*, mammalian host cells), expression and/or secretion of a polypeptide can be increased using a heterologous signal sequence. Therefore, in another embodiment, the fusion polypeptide contains a heterologous signal sequence at its N-terminus.

EP-A-O 464 533 discloses fusion proteins comprising various portions of immunoglobulin constant regions. The Fc is useful in therapy and diagnosis and thus results, for example, in improved pharmacokinetic properties (EP-A 0232 262). In drug discovery, for example, human proteins have been fused with Fc portions for the purpose of high-throughput screening assays to identify antagonists. Bennett *et al., Journal of Molecular Recognition, 8*:52-58 (1995) and Johanson *et al., The Journal of Biological Chemistry, 270*,16:9459-9471 (1995). Thus, this invention also encompasses soluble fusion polypeptides containing a polypeptide of the invention and various portions of the constant regions of heavy or light chains of immunoglobulins of various subclasses (IgG, IgM, IgA, IgE).

A chimeric or fusion polypeptide can be produced by standard recombinant DNA techniques. For example, DNA fragments coding for the different polypeptide sequences are ligated together in-frame in accordance with conventional techniques. In another embodiment, the fusion gene can be synthesized by conventional techniques including automated DNA synthesizers. Alternatively, PCR amplification of nucleic acid fragments can be carried out using anchor primers which give rise to complementary overhangs between two consecutive nucleic acid fragments which can subsequently be annealed and re-amplified to generate a chimeric nucleic acid sequence (see Ausubel *et al.*, *Current Protocols in Molecular Biology*, 1992).

Moreover, many expression vectors are commercially available that already encode a fusion moiety (*e.g.*, a GST protein). A nucleic acid molecule encoding a polypeptide of the invention can be cloned into such an expression vector such that the fusion moiety is linked in-frame to the polypeptide.

The isolated polypeptide can be purified from cells that naturally express it, purified from cells that have been altered to express it (recombinant), or synthesized using known protein synthesis methods. In one embodiment, the polypeptide is produced by recombinant DNA techniques. For example, a nucleic acid molecule encoding the polypeptide is cloned into an expression vector, the expression vector introduced into a host cell and the polypeptide expressed in the host cell. The polypeptide can then be isolated from the cells by an appropriate purification scheme using standard protein purification techniques.

The polypeptides of the present invention can be used to raise antibodies or to elicit an immune response. The polypeptides can also be used as a reagent, *e.g.*, a labeled reagent, in assays to quantitatively determine levels of the polypeptide or a molecule to which it binds (*e.g.*, a ligand) in biological fluids. The polypeptides can also be used as markers for cells or tissues in which the corresponding polypeptide is preferentially expressed, either constitutively, during tissue differentiation, or in diseased states. The polypeptides can be used to isolate a corresponding binding agent, *e.g.*, ligand, such as, for example, in an interaction trap assay, and to screen for peptide or small molecule antagonists or agonists of the binding interaction. For example, because members of the leukotriene pathway including FLAP bind to receptors, the leukotriene pathway polypeptides can be used to isolate such receptors.

ANTIBODIES OF THE INVENTION

Polyclonal and/or monoclonal antibodies that specifically bind one form of the polypeptide or nucleic acid product (*e.g.*, a polypeptide encoded by a nucleic acid having a SNP as set forth in Table 3), but not to another form

of the polypeptide or nucleic acid product, are also provided. Antibodies are also provided which bind a portion of either polypeptide encoded by nucleic acids of the invention (*e.g.*, SEQ ID NO: 1 or SEQ ID NO:3, or the complement of SEQ ID NO: 1 or SEQ ID NO:3), or to a polypeptide encoded by nucleic acids of the invention that contain a polymorphic site or sites. The invention also provides antibodies to the polypeptides and polypeptide fragments of the invention, or a portion thereof, or having an amino acid sequence encoded by a nucleic acid molecule comprising all or a portion of SEQ ID NOs: 1 or 3, or the complement thereof, or another variant or portion thereof.

The term "antibody" as used herein refers to immunoglobulin molecules and immunologically active portions of immunoglobulin molecules, *i.e.*, molecules that contain an antigen binding site that specifically binds an antigen. A molecule that specifically binds to a polypeptide of the invention is a molecule that binds to that polypeptide or a fragment thereof, but does not substantially bind other molecules in a sample, *e.g.*, a biological sample, which naturally contains the polypeptide. Examples of immunologically active portions of immunoglobulin molecules include F(ab) and $F(ab')_2$ fragments which can be generated by treating the antibody with an enzyme such as pepsin. The invention provides polyclonal and monoclonal antibodies that bind to a polypeptide of the invention. The term "monoclonal antibody" or "monoclonal antibody composition", as used herein, refers to a population of antibody molecules that contain only one species of an antigen binding site capable of immunoreacting with a particular epitope of a polypeptide of the invention. A monoclonal antibody composition thus typically displays a single binding affinity for a particular polypeptide of the invention with which it immunoreacts.

Polyclonal antibodies can be prepared as described above by immunizing a suitable subject with a desired immunogen, *e.g.*, polypeptide of the invention or fragment thereof. The antibody titer in the immunized subject can be monitored over time by standard techniques, such as with an enzyme

linked immunosorbent assay (ELISA) using immobilized polypeptide. If desired, the antibody molecules directed against the polypeptide can be isolated from the mammal (*e.g.*, from the blood) and further purified by well-known techniques, such as protein A chromatography to obtain the IgG fraction. At an appropriate time after immunization, *e.g.*, when the antibody titers are highest, antibody-producing cells can be obtained from the subject and used to prepare monoclonal antibodies by standard techniques, such as the hybridoma technique originally described by Kohler and Milstein, *Nature* 256:495-497 (1975), the human B cell hybridoma technique (Kozbor *et al.*, *Immunol. Today* 4:72 (1983)); the EBV-hybridoma technique (Cole *et al.*, *Monoclonal Antibodies and Cancer Therapy*, Alan R. Liss, 1985, Inc., pp. 77-96); or trioma techniques. The technology for producing hybridomas is well known (see generally *Current Protocols in Immunology* (1994) Coligan *et al.* (eds.) John Wiley & Sons, Inc., New York, NY). Briefly, an immortal cell line (typically a myeloma) is fused to lymphocytes (typically splenocytes) from a mammal immunized with an immunogen as described above, and the culture supernatants of the resulting hybridoma cells are screened to identify a hybridoma producing a monoclonal antibody that binds a polypeptide of the invention.

Any of the many well known protocols used for fusing lymphocytes and immortalized cell lines can be applied for the purpose of generating a monoclonal antibody to a polypeptide of the invention (see, *e.g.*, *Current Protocols in Immunology, supra*; Galfre *et al.*, *Nature* 266:55052 (1977); R.H. Kenneth, in *Monoclonal Antibodies: A New Dimension In Biological Analyses*, Plenum Publishing Corp., New York, New York (1980); and Lerner, *Yale J. Biol. Med.* 54:387-402 (1981). Moreover, the ordinarily skilled worker will appreciate that there are many variations of such methods that also would be useful.

Alternative to preparing monoclonal antibody-secreting hybridomas, a monoclonal antibody to a polypeptide of the invention can be identified and isolated by screening a recombinant combinatorial immunoglobulin library

(*e.g.*, an antibody phage display library) with the polypeptide to thereby isolate immunoglobulin library members that bind the polypeptide. Kits for generating and screening phage display libraries are commercially available (*e.g.*, the Pharmacia *Recombinant Phage Antibody System*, Catalog No. 27-9400-01; and the Stratagene *Surf*ZAP™ Phage Display Kit, Catalog No. 240612). Additionally, examples of methods and reagents particularly amenable for use in generating and screening antibody display library can be found in, for example, U.S. Patent No. 5,223,409; PCT Publication No. WO 92/18619; PCT Publication No. WO 91/17271; PCT Publication No. WO 92/20791; PCT Publication No. WO 92/15679; PCT Publication No. WO 93/01288; PCT Publication No. WO 92/01047; PCT Publication No. WO 92/09690; PCT Publication No. WO 90/02809; Fuchs *et al.*, *Bio/Technology* 9: 1370-1372 (1991); Hay *et al.*, *Hum. Antibod. Hybridomas* 3:81-85 (1992); Huse *et al.*, *Science* 246:1275-1281 (1989); Griffiths *et al.*, *EMBO J.* 12:725-734 (1993).

Additionally, recombinant antibodies, such as chimeric and humanized monoclonal antibodies, comprising both human and non-human portions, which can be made using standard recombinant DNA techniques, are within the scope of the invention. Such chimeric and humanized monoclonal antibodies can be produced by recombinant DNA techniques known in the art.

In general, antibodies of the invention (*e.g.*, a monoclonal antibody) can be used to isolate a polypeptide of the invention by standard techniques, such as affinity chromatography or immunoprecipitation. A polypeptide-specific antibody can facilitate the purification of natural polypeptide from cells and of recombinantly produced polypeptide expressed in host cells. Moreover, an antibody specific for a polypeptide of the invention can be used to detect the polypeptide (*e.g.*, in a cellular lysate, cell supernatant, or tissue sample) in order to evaluate the abundance and pattern of expression of the polypeptide. Antibodies can be used diagnostically to monitor protein levels in tissue as part of a clinical testing procedure, *e.g.*, to, for example, determine the efficacy of a given treatment regimen. Detection can be facilitated by

coupling the antibody to a detectable substance. Examples of detectable substances include various enzymes, prosthetic groups, fluorescent materials, luminescent materials, bioluminescent materials, and radioactive materials. Examples of suitable enzymes include horseradish peroxidase, alkaline phosphatase, ß-galactosidase, or acetylcholinesterase; examples of suitable prosthetic group complexes include streptavidin/biotin and avidin/biotin; examples of suitable fluorescent materials include umbelliferone, fluorescein, fluorescein isothiocyanate, rhodamine, dichlorotriazinylamine fluorescein, dansyl chloride or phycoerythrin; an example of a luminescent material includes luminol; examples of bioluminescent materials include luciferase, luciferin and aequorin, and examples of suitable radioactive material include ^{125}I, ^{131}I, ^{35}S or ^{3}H.

As described above, antibodies to leukotrienes can be used in the methods of the invention. The methods described herein can be used to generate such antibodies for use in the methods.

DIAGNOSTIC ASSAYS

The nucleic acids, probes, primers, polypeptides and antibodies described herein can be used in methods of diagnosis of MI or diagnosis of a susceptibility to MI or to a disease or condition associated with an MI gene, such as FLAP, as well as in kits useful for diagnosis of MI or a susceptibility to MI or to a disease or condition associated with FLAP. In one embodiment, the kit useful for diagnosis of MI or susceptibility to MI, or to a disease or condition associated with FLAP comprises primers as described herein, wherein the primers contain one or more of the SNPs identified in Table 3.

In one embodiment of the invention, diagnosis of MI or susceptibility to MI (or diagnosis of or susceptibility to a disease or condition associated with FLAP), is made by detecting a polymorphism in a FLAP nucleic acid as described herein. The polymorphism can be an alteration in a FLAP nucleic acid, such as the insertion or deletion of a single nucleotide, or of more than one nucleotide, resulting in a frame shift alteration; the change of at least one

nucleotide, resulting in a change in the encoded amino acid; the change of at least one nucleotide, resulting in the generation of a premature stop codon; the deletion of several nucleotides, resulting in a deletion of one or more amino acids encoded by the nucleotides; the insertion of one or several nucleotides, such as by unequal recombination or gene conversion, resulting in an interruption of the coding sequence of the gene or nucleic acid; duplication of all or a part of the gene or nucleic acid; transposition of all or a part of the gene or nucleic acid; or rearrangement of all or a part of the gene or nucleic acid. More than one such alteration may be present in a single gene or nucleic acid. Such sequence changes cause an alteration in the polypeptide encoded by a FLAP nucleic acid. For example, if the alteration is a frame shift alteration, the frame shift can result in a change in the encoded amino acids, and/or can result in the generation of a premature stop codon, causing generation of a truncated polypeptide. Alternatively, a polymorphism associated with a disease or condition associated with a FLAP nucleic acid or a susceptibility to a disease or condition associated with a FLAP nucleic acid can be a synonymous alteration in one or more nucleotides (*i.e.*, an alteration that does not result in a change in the polypeptide encoded by a FLAP nucleic acid). Such a polymorphism may alter splicing sites, affect the stability or transport of mRNA, or otherwise affect the transcription or translation of the nucleic acid. A FLAP nucleic acid that has any of the alteration described above is referred to herein as an "altered nucleic acid."

In a first method of diagnosing MI or a susceptibility to MI, hybridization methods, such as Southern analysis, Northern analysis, or *in situ* hybridizations, can be used (see *Current Protocols in Molecular Biology*, Ausubel, F. *et al.*, eds., John Wiley & Sons, including all supplements through 1999). For example, a biological sample from a test subject (a "test sample") of genomic DNA, RNA, or cDNA, is obtained from an individual suspected of having, being susceptible to or predisposed for, or carrying a defect for, a susceptibility to a disease or condition associated with a FLAP nucleic acid (the "test individual"). The individual can be an adult, child, or fetus. The test

sample can be from any source which contains genomic DNA, such as a blood sample, sample of amniotic fluid, sample of cerebrospinal fluid, or tissue sample from skin, muscle, buccal or conjunctival mucosa, placenta, gastrointestinal tract or other organs. A test sample of DNA from fetal cells or tissue can be obtained by appropriate methods, such as by amniocentesis or chorionic villus sampling. The DNA, RNA, or cDNA sample is then examined to determine whether a polymorphism in an MI nucleic acid is present, and/or to determine which splicing variant(s) encoded by the FLAP is present. The presence of the polymorphism or splicing variant(s) can be indicated by hybridization of the nucleic acid in the genomic DNA, RNA, or cDNA to a nucleic acid probe. A "nucleic acid probe," as used herein, can be a DNA probe or an RNA probe; the nucleic acid probe can contain at least one polymorphism in a FLAP nucleic acid or contains a nucleic acid encoding a particular splicing variant of a FLAP nucleic acid. The probe can be any of the nucleic acid molecules described above (*e.g.*, the nucleic acid, a fragment, a vector comprising the nucleic acid, a probe or primer, etc.).

To diagnose MI or a susceptibility to MI (or a disease or condition associated with FLAP), the test sample containing a FLAP nucleic acid is contacted with at least one nucleic acid probe to form a hybridization sample. A preferred probe for detecting mRNA or genomic DNA is a labeled nucleic acid probe capable of hybridizing to mRNA or genomic DNA sequences described herein. The nucleic acid probe can be, for example, a full-length nucleic acid molecule, or a portion thereof, such as an oligonucleotide of at least 15, 30, 50, 100, 250 or 500 nucleotides in length and sufficient to specifically hybridize under stringent conditions to appropriate mRNA or genomic DNA. For example, the nucleic acid probe can be all or a portion of one of SEQ ID NOs: 1 and 3, or the complement thereof or a portion thereof; or can be a nucleic acid encoding all or a portion of one of SEQ ID NO: 2. Other suitable probes for use in the diagnostic assays of the invention are described above (see *e.g.*, probes and primers discussed under the heading, "Nucleic Acids of the Invention").

The hybridization sample is maintained under conditions that are sufficient to allow specific hybridization of the nucleic acid probe to a FLAP nucleic acid. "Specific hybridization," as used herein, indicates exact hybridization (*e.g.*, with no mismatches). Specific hybridization can be performed under high stringency conditions or moderate stringency conditions, for example, as described above. In a particularly preferred embodiment, the hybridization conditions for specific hybridization are high stringency.

Specific hybridization, if present, is then detected using standard methods. If specific hybridization occurs between the nucleic acid probe and FLAP nucleic acid in the test sample, then the FLAP has the polymorphism, or is the splicing variant, that is present in the nucleic acid probe. More than one nucleic acid probe can also be used concurrently in this method. Specific hybridization of any one of the nucleic acid probes is indicative of a polymorphism in the FLAP nucleic acid, or of the presence of a particular splicing variant encoding the FLAP nucleic acid, and is therefore diagnostic for a disease or condition associated with FLAP or a susceptibility to a disease or condition associated with FLAP (*e.g.*, MI).

In Northern analysis (see *Current Protocols in Molecular Biology*, Ausubel, F. *et al.*, eds., John Wiley & Sons, *supra*) the hybridization methods described above are used to identify the presence of a polymorphism or a particular splicing variant, associated with a disease or condition associated with or a susceptibility to a disease or condition associated with FLAP (*e.g.*, MI). For Northern analysis, a test sample of RNA is obtained from the individual by appropriate means. Specific hybridization of a nucleic acid probe, as described above, to RNA from the individual is indicative of a polymorphism in a FLAP nucleic acid, or of the presence of a particular splicing variant encoded by a FLAP nucleic acid, and is therefore diagnostic for the disease or condition associated with FLAP, or for susceptibility to a disease or condition associated with FLAP (*e.g.*, MI).

For representative examples of use of nucleic acid probes, see, for example, U.S. Patents No. 5,288,611 and 4,851,330.

Alternatively, a peptide nucleic acid (PNA) probe can be used instead of a nucleic acid probe in the hybridization methods described above. PNA is a DNA mimic having a peptide-like, inorganic backbone, such as N-(2-aminoethyl)glycine units, with an organic base (A, G, C, T or U) attached to the glycine nitrogen via a methylene carbonyl linker (see, for example, Nielsen, P.E. *et al.*, *Bioconjugate Chemistry* 5, American Chemical Society, p. 1 (1994). The PNA probe can be designed to specifically hybridize to a nucleic acid having a polymorphism associated with a disease or condition associated with FLAP or associated with a susceptibility to a disease or condition associated with FLAP (*e.g.*, MI). Hybridization of the PNA probe to a FLAP nucleic acid as described herein is diagnostic for the disease or condition or the susceptibility to the disease or condition.

In another method of the invention, mutation analysis by restriction digestion can be used to detect an altered nucleic acid, or nucleic acids containing a polymorphism(s), if the mutation or polymorphism in the nucleic acid results in the creation or elimination of a restriction site. A test sample containing genomic DNA is obtained from the individual. Polymerase chain reaction (PCR) can be used to amplify a FLAP nucleic acid (and, if necessary, the flanking sequences) in the test sample of genomic DNA from the test individual. RFLP analysis is conducted as described (see *Current Protocols in Molecular Biology*, *supra*). The digestion pattern of the relevant DNA fragment indicates the presence or absence of the alteration or polymorphism in the FLAP nucleic acid, and therefore indicates the presence or absence of a disease or condition associated with FLAP or the susceptibility to a disease or condition associated with FLAP (*e.g.*, MI).

Sequence analysis can also be used to detect specific polymorphisms in the FLAP nucleic acid. A test sample of DNA or RNA is obtained from the test individual. PCR or other appropriate methods can be used to amplify the nucleic acid, and/or its flanking sequences, if desired. The sequence of a

FLAP nucleic acid, or a fragment of the nucleic acid, or cDNA, or fragment of the cDNA, or mRNA, or fragment of the mRNA, is determined, using standard methods. The sequence of the nucleic acid, nucleic acid fragment, cDNA, cDNA fragment, mRNA, or mRNA fragment is compared with the known nucleic acid sequence of the nucleic acid, cDNA (*e.g.*, one or more of SEQ ID NOs: 1 or 3, and/or the complement of SEQ ID NO: 1 or 3), or a nucleic acid sequence encoding SEQ ID NO: 2 or a fragment thereof) or mRNA, as appropriate. The presence of a polymorphism in the FLAP indicates that the individual has disease or a susceptibility to a disease associated with FLAP (*e.g.*, MI).

Allele-specific oligonucleotides can also be used to detect the presence of polymorphism(s) in the FLAP nucleic acid, through the use of dot-blot hybridization of amplified oligonucleotides with allele-specific oligonucleotide (ASO) probes (see, for example, Saiki, R. *et al.*, *Nature* 324:163-166 (1986)). An "allele-specific oligonucleotide" (also referred to herein as an "allele-specific oligonucleotide probe") is an oligonucleotide of approximately 10-50 base pairs, for example, approximately 15-30 base pairs, that specifically hybridizes to a FLAP nucleic acid, and that contains a polymorphism associated with a disease or condition associated with FLAP or a susceptibility to a disease or condition associated with FLAP (*e.g.*, MI). An allele-specific oligonucleotide probe that is specific for particular polymorphisms in a FLAP nucleic acid can be prepared, using standard methods (see *Current Protocols in Molecular Biology*, *supra*). To identify polymorphisms in the nucleic acid associated with disease or susceptibility to disease, a test sample of DNA is obtained from the individual. PCR can be used to amplify all or a fragment of a FLAP nucleic acid, and its flanking sequences. The DNA containing the amplified FLAP nucleic acid (or fragment of the nucleic acid) is dot-blotted, using standard methods (see *Current Protocols in Molecular Biology*, *supra*), and the blot is contacted with the oligonucleotide probe. The presence of specific hybridization of the probe

to the amplified FLAP is then detected. Specific hybridization of an allele-specific oligonucleotide probe to DNA from the individual is indicative of a polymorphism in the FLAP, and is therefore indicative of a disease or condition associated with FLAP or a susceptibility to a disease or condition associated with FLAP (*e.g.*, MI).

An allele-specific primer hybridizes to a site on target DNA overlapping a polymorphism and only primes amplification of an allelic form to which the primer exhibits perfect complementarity. See Gibbs, *Nucleic Acid Res.* 17, 2427-2448 (1989). This primer is used in conjunction with a second primer which hybridizes at a distal site. Amplification proceeds from the two primers, resulting in a detectable product which indicates the particular allelic form is present. A control is usually performed with a second pair of primers, one of which shows a single base mismatch at the polymorphic site and the other of which exhibits perfect complementarity to a distal site. The single-base mismatch prevents amplification and no detectable product is formed. The method works best when the mismatch is included in the 3'-most position of the oligonucleotide aligned with the polymorphism because this position is most destabilizing to elongation from the primer (see, *e.g.*, WO 93/22456).

With the addition of such analogs as locked nucleic acids (LNAs), the size of primers and probes can be reduced to as few as 8 bases. LNAs are a novel class of bicyclic DNA analogs in which the 2' and 4' positions in the furanose ring are joined via an O-methylene (oxy-LNA), S-methylene (thio-LNA), or amino methylene (amino-LNA) moiety. Common to all of these LNA variants is an affinity toward complementary nucleic acids, which is by far the highest reported for a DNA analog. For example, particular all oxy-LNA nonamers have been shown to have melting temperatures of 64°C and 74°C when in complex with complementary DNA or RNA, respectively, as oposed to 28°C for both DNA and RNA for the corresponding DNA nonamer. Substantial increases in T_m are also obtained when LNA monomers are used in combination with standard DNA or RNA monomers. For primers and probes,

depending on where the LNA monomers are included (*e.g.*, the 3' end, the 5'end, or in the middle), the T_m could be increased considerably.

In another embodiment, arrays of oligonucleotide probes that are complementary to target nucleic acid sequence segments from an individual, can be used to identify polymorphisms in a FLAP nucleic acid. For example, in one embodiment, an oligonucleotide array can be used. Oligonucleotide arrays typically comprise a plurality of different oligonucleotide probes that are coupled to a surface of a substrate in different known locations. These oligonucleotide arrays, also described as "Genechips™," have been generally described in the art, for example, U.S. Pat. No. 5,143,854 and PCT patent publication Nos. WO 90/15070 and WO 92/10092. These arrays can generally be produced using mechanical synthesis methods or light directed synthesis methods that incorporate a combination of photolithographic methods and solid phase oligonucleotide synthesis methods. See Fodor *et al.*, *Science* 251:767-777 (1991); Pirrung *et al.*, U.S. Pat. 5,143,854; (see also PCT Application WO 90/15070); Fodor *et al.*, PCT Publication WO 92/10092; and U.S. Pat. 5,424,186, the entire teachings of each of which are incorporated by reference herein. Techniques for the synthesis of these arrays using mechanical synthesis methods are described in, *e.g.*, U.S. Pat. 5,384,261, the entire teachings of which are incorporated by reference herein. In another example, linear arrays can be utilized.

Once an oligonucleotide array is prepared, a nucleic acid of interest is hybridized with the array and scanned for polymorphisms. Hybridization and scanning are generally carried out by methods described herein and also in, *e.g.*, published PCT Application Nos. WO 92/10092 and WO 95/11995, and U.S. Pat. No. 5,424,186, the entire teachings of which are incorporated by reference herein. In brief, a target nucleic acid sequence that includes one or more previously identified polymorphic markers is amplified using well-known amplification techniques, *e.g.*, PCR. Typically, this involves the use of primer sequences that are complementary to the two strands of the target sequence both upstream and downstream from the polymorphism.

Asymmetric PCR techniques may also be used. Amplified target, generally incorporating a label, is then hybridized with the array under appropriate conditions. Upon completion of hybridization and washing of the array, the array is scanned to determine the position on the array to which the target sequence hybridizes. The hybridization data obtained from the scan is typically in the form of fluorescence intensities as a function of location on the array. In a reverse method, a probe, containing a polymorphism, can be coupled to a solid surface and PCR amplicons are then added to hybridize to these probes.

Although primarily described in terms of a single detection block, *e.g.*, detection of a single polymorphism arrays can include multiple detection blocks, and thus be capable of analyzing multiple, specific polymorphisms. It will generally be understood that detection blocks may be grouped within a single array or in multiple, separate arrays so that varying, optimal conditions may be used during the hybridization of the target to the array. For example, it may often be desirable to provide for the detection of those polymorphisms that fall within G-C rich stretches of a genomic sequence, separately from those falling in A-T rich segments. This allows for the separate optimization of hybridization conditions for each situation.

Additional uses of oligonucleotide arrays for detection of polymorphisms can be found, for example, in U.S. Patents Nos. 5,858,659 and 5,837,832, the entire teachings of which are incorporated by reference herein. Other methods of nucleic acid analysis can be used to detect polymorphisms in a nucleic acid described herein, or variants encoded by a nucleic acid described herein. Representative methods include direct manual sequencing (Church and Gilbert, *Proc. Natl. Acad. Sci. USA* 81:1991-1995 (1988); Sanger, F. *et al.*, *Proc. Natl. Acad. Sci., USA* 74:5463-5467 (1977); Beavis *et al.* U.S. Pat. No. 5,288,644); automated fluorescent sequencing; single-stranded conformation polymorphism assays (SSCP); clamped denaturing gel electrophoresis (CDGE); denaturing gradient gel electrophoresis (DGGE) (Sheffield, V.C. *et al.*, *Proc. Natl. Acad. Sci. USA* 86:232-236 (1989)),

mobility shift analysis (Orita, M. *et al.*, *Proc. Natl. Acad. Sci. USA* 86:2766-2770 (1989)), restriction enzyme analysis (Flavell *et al.*, *Cell* 15:25 (1978); Geever, *et al.*, *Proc. Natl. Acad. Sci. USA* 78:5081 (1981)); heteroduplex analysis; chemical mismatch cleavage (CMC) (Cotton *et al.*, *Proc. Natl. Acad. Sci. USA* 85:4397-4401 (1985)); RNase protection assays (Myers, R.M. *et al.*, *Science* 230:1242 (1985)); use of polypeptides which recognize nucleotide mismatches, such as *E. coli* mutS protein; allele-specific PCR, for example.

In one embodiment of the invention, diagnosis of a disease or condition associated with FLAP (*e.g.*, MI) or a susceptibility to a disease or condition associated with FLAP (*e.g.*, MI) can also be made by expression analysis by quantitative PCR (kinetic thermal cycling). This technique utilizing TaqMan ® can be used to allow the identification of polymorphisms and whether a patient is homozygous or heterozygous. The technique can assess the presence of an alteration in the expression or composition of the polypeptide encoded by a FLAP nucleic acid or splicing variants encoded by a FLAP nucleic acid. Further, the expression of the variants can be quantified as physically or functionally different.

In another embodiment of the invention, diagnosis of MI or a susceptibility to MI (or of another disease or condition associated with FLAP) can also be made by examining expression and/or composition of a FLAP polypeptide, by a variety of methods, including enzyme linked immunosorbent assays (ELISAs), Western blots, immunoprecipitations and immunofluorescence. A test sample from an individual is assessed for the presence of an alteration in the expression and/or an alteration in composition of the polypeptide encoded by a FLAP nucleic acid, or for the presence of a particular variant encoded by a FLAP nucleic acid. An alteration in expression of a polypeptide encoded by a FLAP nucleic acid can be, for example, an alteration in the quantitative polypeptide expression (*i.e.*, the amount of polypeptide produced); an alteration in the composition of a polypeptide encoded by a FLAP nucleic acid is an alteration in the qualitative polypeptide expression (*e.g.*, expression of an altered FLAP polypeptide or of

a different splicing variant). In a preferred embodiment, diagnosis of disease or condition associated with FLAP or a susceptibility to a disease or condition associated with FLAP is made by detecting a particular splicing variant encoded by that FLAP variant, or a particular pattern of splicing variants.

Both such alterations (quantitative and qualitative) can also be present. An "alteration" in the polypeptide expression or composition, refers to an alteration in expression or composition in a test sample, as compared with the expression or composition of polypeptide by a FLAP nucleic acid in a control sample. A control sample is a sample that corresponds to the test sample (*e.g.*, is from the same type of cells), and is from an individual who is not affected by the disease or a susceptibility to a disease or condition associated with a FLAP nucleic acid. An alteration in the expression or composition of the polypeptide in the test sample, as compared with the control sample, is indicative of disease or condition associated with FLAP or a susceptibility to a disease or condition associated with FLAP (*e.g.*, MI). Similarly, the presence of one or more different splicing variants in the test sample, or the presence of significantly different amounts of different splicing variants in the test sample, as compared with the control sample, is indicative of a susceptibility to a disease or condition associated with a FLAP nucleic acid. Various means of examining expression or composition of the polypeptide encoded by a FLAP nucleic acid can be used, including: spectroscopy, colorimetry, electrophoresis, isoelectric focusing and immunoassays (*e.g.*, David *et al.*, U.S. Pat. 4,376,110) such as immunoblotting (see also *Current Protocols in Molecular Biology*, particularly Chapter 10). For example, in one embodiment, an antibody capable of binding to the polypeptide (*e.g.*, as described above), preferably an antibody with a detectable label, can be used. Antibodies can be polyclonal, or more preferably, monoclonal. An intact antibody, or a fragment thereof (*e.g.*, Fab or $F(ab')_2$) can be used. The term "labeled", with regard to the probe or antibody, is intended to encompass direct labeling of the probe or antibody by coupling (*i.e.*, physically linking) a detectable substance to the probe or antibody, as well as indirect labeling of

the probe or antibody by reactivity with another reagent that is directly labeled. Examples of indirect labeling include detection of a primary antibody using a fluorescently labeled secondary antibody and end-labeling of a DNA probe with biotin such that it can be detected with fluorescently labeled streptavidin.

Western blotting analysis, using an antibody as described above that specifically binds to a polypeptide encoded by an altered FLAP (*e.g.*, by a FLAP having a SNP as shown in Table 3), or an antibody that specifically binds to a polypeptide encoded by a non-altered nucleic acid, or an antibody that specifically binds to a particular splicing variant encoded by a nucleic acid, can be used to identify the presence in a test sample of a particular splicing variant or of a polypeptide encoded by a polymorphic or altered FLAP, or the absence in a test sample of a particular splicing variant or of a polypeptide encoded by a non-polymorphic or non-altered nucleic acid. The presence of a polypeptide encoded by a polymorphic or altered nucleic acid, or the absence of a polypeptide encoded by a non-polymorphic or non-altered nucleic acid, is diagnostic for disease or condition associated with FLAP or a susceptibility to a disease or condition associated with, as is the presence (or absence) of particular splicing variants encoded by the FLAP nucleic acid.

In one embodiment of this method, the level or amount of polypeptide encoded by a FLAP nucleic acid in a test sample is compared with the level or amount of the polypeptide encoded by the FLAP in a control sample. A level or amount of the polypeptide in the test sample that is higher or lower than the level or amount of the polypeptide in the control sample, such that the difference is statistically significant, is indicative of an alteration in the expression of the polypeptide encoded by the FLAP, and is diagnostic for disease or condition, or for a susceptibility to a disease or condition, associated with that FLAP. Alternatively, the composition of the polypeptide encoded by a FLAP nucleic acid in a test sample is compared with the composition of the polypeptide encoded by the FLAP in a control sample (*e.g.*, the presence of different splicing variants). A difference in the composition of the polypeptide

in the test sample, as compared with the composition of the polypeptide in the control sample, is diagnostic for a disease or condition, or for a susceptibility to a disease or condition, associated with that FLAP. In another embodiment, both the level or amount and the composition of the polypeptide can be assessed in the test sample and in the control sample. A difference in the amount or level of the polypeptide in the test sample, compared to the control sample; a difference in composition in the test sample, compared to the control sample; or both a difference in the amount or level, and a difference in the composition, is indicative of a disease or condition, or a susceptibility to a disease or condition, associated with FLAP (*e.g.*, MI).

The invention further pertains to a method for the diagnosis and identification of susceptibility to myocardial infarction in an individual, by identifying an at-risk haplotype in FLAP. In one embodiment, the at-risk haplotype is one which confers a significant risk of MI. In one embodiment, significance associated with a haplotype is measured by an odds ratio. In a further embodiment, the significance is measured by a percentage. In one embodiment, a significant risk is measured as an odds ratio of at least about 1.2, including by not limited to: 1.2, 1.3, 1.4, 1.5, 1.6, 1.7, 1.8, and 1.9. In a further embodiment, an odds ratio of at least 1.2 is significant. In a further embodiment, an odds ratio of at least about 1.5 is significant. In a further embodiment, a significant increase in risk is at least about 1.7 is significant. In a further embodiment, a significant increase in risk is at least about 20%, including but not limited to about 25%, 30%, 35%, 40%, 45%, 50%, 55%, 60%, 65%, 70%, 75%, 80%, 85%, 90%, 95, and 98%. In a further embodiment, a significant increase in risk is at least about 50%. It is understood however, that identifying whether a risk is medically significant may also depend on a variety of factors, including the specific disease, the haplotype, and often, environmental factors.

The invention also pertains to methods of diagnosing a susceptibility to myocardial infarction in an individual, comprising screening for an at-risk haplotype in the FLAP nucleic acid that is more frequently present in an

individual susceptible to myocardial infarction (affected), compared to the frequency of its presence in a healthy individual (control), wherein the presence of the haplotype is indicative of susceptibility to myocardial infarction. Standard techniques for genotyping for the presence of SNPs and/or microsatellite markers that are associated with myocardial infarction can be used, such as fluorescent based techniques (Chen, *et al.*, *Genome Res.* *9*, 492 (1999), PCR, LCR, Nested PCR and other techniques for nucleic acid amplification. In a preferred embodiment, the method comprises assessing in an individual the presence or frequency of SNPs and/or microsatellites in the FLAP nucleic acid that are associated with myocardial infarction, wherein an excess or higher frequency of the SNPs and/or microsatellites compared to a healthy control individual is indicative that the individual is susceptible to myocardial infarction.

See table 9for SNPs that comprise haplotypes that can be used as screening tools. See also Table 3 that sets forth SNPs and markers for use as screening tools.

In one embodiment, the at-risk haplotype is characterized by the presence of polymorphism(s) represented in Table 3. For example, DG00AAFIU at position 256047, where the SNP can be a "C" or a "T"; SG13S25 at position 283477, where the SNP can be a "G" or an "A"; DG00AAJFF at position 287889, where the SNP can be a "G" or an "A"; DG00AAHII at position 294503, where the SNP can be a "G" or an "A"; DG00AAHID at position 296020, where the SNP can be a "T" or an "A"; B_SNP_310657 at position 310657, where the SNP can be a "G" or an "A"; SG13S30 at position 312056, where the SNP can be a "G" or a "T"; SG13S32 at position 316763, where the SNP can be a "C" or an "A"; SG13S42 at position 320393, where the SNP can be a "G" or an "A"; and SG13S35 at position 324333, where the SNP can be a "G" or an "A".

Kits (*e.g.*, reagent kits) useful in the methods of diagnosis comprise components useful in any of the methods described herein, including for example, hybridization probes or primers as described herein (*e.g.*, labeled

probes or primers), reagents for detection of labeled molecules, restriction enzymes (*e.g.*, for RFLP analysis), allele-specific oligonucleotides, antibodies which bind to altered or to non-altered (native) FLAP polypeptide, means for amplification of nucleic acids comprising a FLAP, or means for analyzing the nucleic acid sequence of a nucleic acid described herein, or for analyzing the amino acid sequence of a polypeptide as described herein, etc. In one embodiment, a kit for diagnosing MI or susceptibility to MI can comprise primers for nucleic acid amplification of a region in the FLAP nucleic acid comprising an at-risk haplotype that is more frequently present in an individual having MI or susceptible to MI. The primers can be designed using portions of the nucleic acids flanking SNPs that are indicative of MI. In a particularly preferred embodiment, the primers are designed to amplify regions of the FLAP nucleic acid associated with an at-risk haplotype for MI, as shown in Table 9, or more particularly the haplotype defined by the following SNP markers: In one embodiment, a haplotype associated with a susceptibility to myocardial infarction comprises markers DG00AAFIU, SG13S25, DG00AAJFF, DG00AAHII, SG13S32 and SG13S35 at the 13q12 locus. In one particular embodiment, the presence of the alleles T, G, G, G, A and G at DG00AAFIU, SG13S25, DG00AAJFF, DG00AAHII, SG13S32 and SG13S35, respectively (the B6 haplotype), is diagnostic of susceptibility to myocardial infarction. In another embodiment, a haplotype associated with a susceptibility to myocardial infarction comprises markers DG00AAFIU, SG13S25, DG00AAHII, SG13S30 and SG13S42 at the 13q12 locus. In one particular embodiment, the presence of the alleles T, G, G, G and A at DG00AAFIU, SG13S25, DG00AAHII, SG13S30 and SG13S42, respectively (the B5 haplotype), is diagnostic of susceptibility to myocardial infarction. In a third embodiment, a haplotype associated with a susceptibility to myocardial infarction comprises markers SG13S25, DG00AAHII, SG13S30 and SG13S42 at the 13q12 locus. In one particular embodiment, the presence of the alleles G, G, G and A at SG13S25, DG00AAHII, SG13S30 and SG13S42 , respectively (the B4 haplotype), is diagnostic of susceptibility to myocardial

infarction. In a fourth embodiment, a haplotype associated with a susceptibility to myocardial infarction comprises markers DG00AAFIU, SG13S25, DG00AAHID, B_SNP_310657 and SG13S32 at the 13q12 locus. In one particular embodiment, the presence of the alleles T, G, T, G and A at DG00AAFIU, SG13S25, DG00AAHID, B_SNP_310657 and SG13S32, respectively (the A5 haplotype), is diagnostic of susceptibility to myocardial infarction. In a fifth embodiment, a haplotype associated with a susceptibility to myocardial infarction comprises markers SG13S25, DG00AAHID, B_SNP_310657 and SG13S32 at the 13q12 locus. In one particular embodiment, the presence of the alleles G, T, G and A at SG13S25, DG00AAHID, B_SNP_310657 and SG13S32, respectively (the A4 haplotype), is diagnostic of susceptibility to myocardial infarction.

SCREENING ASSAYS AND AGENTS IDENTIFIED THEREBY

The invention provides methods (also referred to herein as "screening assays") for identifying the presence of a nucleotide that hybridizes to a nucleic acid of the invention, as well as for identifying the presence of a polypeptide encoded by a nucleic acid of the invention. In one embodiment, the presence (or absence) of a nucleic acid molecule of interest (*e.g.*, a nucleic acid that has significant homology with a nucleic acid of the invention) in a sample can be assessed by contacting the sample with a nucleic acid comprising a nucleic acid of the invention (*e.g.*, a nucleic acid having the sequence of one of SEQ ID NOs: 1or 3 or the complement thereof, or a nucleic acid encoding an amino acid having the sequence of SEQ ID NO: 2, or a fragment or variant of such nucleic acids), under stringent conditions as described above, and then assessing the sample for the presence (or absence) of hybridization. In a preferred embodiment, high stringency conditions are conditions appropriate for selective hybridization. In another embodiment, a sample containing a nucleic acid molecule of interest is contacted with a nucleic acid containing a contiguous nucleic acid sequence (*e.g.*, a primer or a probe as described above) that is at least partially complementary to a part of

the nucleic acid molecule of interest (*e.g.*, a FLAP nucleic acid), and the contacted sample is assessed for the presence or absence of hybridization. In a preferred embodiment, the nucleic acid containing a contiguous nucleic acid sequence is completely complementary to a part of the nucleic acid molecule of interest.

In any of these embodiments, all or a portion of the nucleic acid of interest can be subjected to amplification prior to performing the hybridization.

In another embodiment, the presence (or absence) of a polypeptide of interest, such as a polypeptide of the invention or a fragment or variant thereof, in a sample can be assessed by contacting the sample with an antibody that specifically hybridizes to the polypeptide of interest (*e.g.*, an antibody such as those described above), and then assessing the sample for the presence (or absence) of binding of the antibody to the polypeptide of interest.

In another embodiment, the invention provides methods for identifying agents (*e.g.*, fusion proteins, polypeptides, peptidomimetics, prodrugs, receptors, binding agents, antibodies, small molecules or other drugs, or ribozymes which alter (*e.g.*, increase or decrease) the activity of the polypeptides described herein, or which otherwise interact with the polypeptides herein. For example, such agents can be agents which bind to polypeptides described herein (*e.g.*, binding agent for members of the leukotriene pathway, such as FLAP binding agents); which have a stimulatory or inhibitory effect on, for example, activity of polypeptides of the invention; or which change (*e.g.*, enhance or inhibit) the ability of the polypeptides of the invention to interact with members of the leukotriene pathway binding agents (*e.g.*, receptors or other binding agents); or which alter posttranslational processing of the leukotriene pathway member polypeptide, such as a FLAP polypeptide (*e.g.*, agents that alter proteolytic processing to direct the polypeptide from where it is normally synthesized to another location in the cell, such as the cell surface; agents that alter proteolytic processing such that more polypeptide is released from the cell, etc.)

In one embodiment, the invention provides assays for screening candidate or test agents that bind to or modulate the activity of polypeptides described herein (or biologically active portion(s) thereof), as well as agents identifiable by the assays. Test agents can be obtained using any of the numerous approaches in combinatorial library methods known in the art, including: biological libraries; spatially addressable parallel solid phase or solution phase libraries; synthetic library methods requiring deconvolution; the "one-bead one-compound" library method; and synthetic library methods using affinity chromatography selection. The biological library approach is limited to polypeptide libraries, while the other four approaches are applicable to polypeptide, non-peptide oligomer or small molecule libraries of compounds (Lam, K.S., *Anticancer Drug Des.* 12:145 (1997)).

In one embodiment, to identify agents which alter the activity of a FLAP polypeptide, a cell, cell lysate, or solution containing or expressing a FLAP polypeptide (*e.g.*, SEQ ID NO: 2 or another splicing variant encoded by a FLAP nucleic acid, such as a nucleic acid comprising a SNP as shown in Table 3), or a fragment or derivative thereof (as described above), can be contacted with an agent to be tested; alternatively, the polypeptide can be contacted directly with the agent to be tested. The level (amount) of FLAP activity is assessed (*e.g.*, the level (amount) of FLAP activity is measured, either directly or indirectly), and is compared with the level of activity in a control (*i.e.*, the level of activity of the FLAP polypeptide or active fragment or derivative thereof in the absence of the agent to be tested). If the level of the activity in the presence of the agent differs, by an amount that is statistically significant, from the level of the activity in the absence of the agent, then the agent is an agent that alters the activity of a FLAP polypeptide. An increase in the level of FLAP activity in the presence of the agent relative to the activity in the absence of the agent, indicates that the agent is an agent that enhances (is an agonist of) FLAP activity. Similarly, a decrease in the level of FLAP activity in the presence of the agent, relative to the activity in the absence of the agent, indicates that the agent is an agent that inhibits (is an

antagonist of) FLAP activity. In another embodiment, the level of activity of a FLAP polypeptide or derivative or fragment thereof in the presence of the agent to be tested, is compared with a control level that has previously been established. A statistically significant difference in the level of the activity in the presence of the agent from the control level indicates that the agent alters FLAP activity.

The present invention also relates to an assay for identifying agents which alter the expression of a FLAP nucleic acid (*e.g.*, antisense nucleic acids, fusion proteins, polypeptides, peptidomimetics, prodrugs, receptors, binding agents, antibodies, small molecules or other drugs, or ribozymes; which alter (*e.g.*, increase or decrease) expression (*e.g.*, transcription or translation) of the nucleic acid or which otherwise interact with the nucleic acids described herein, as well as agents identifiable by the assays. For example, a solution containing a nucleic acid encoding a FLAP polypeptide (*e.g.*, a FLAP nucleic acid) can be contacted with an agent to be tested. The solution can comprise, for example, cells containing the nucleic acid or cell lysate containing the nucleic acid; alternatively, the solution can be another solution that comprises elements necessary for transcription/translation of the nucleic acid. Cells not suspended in solution can also be employed, if desired. The level and/or pattern of FLAP expression (*e.g.*, the level and/or pattern of mRNA or of protein expressed, such as the level and/or pattern of different splicing variants) is assessed, and is compared with the level and/or pattern of expression in a control (*i.e.*, the level and/or pattern of the FLAP expression in the absence of the agent to be tested). If the level and/or pattern in the presence of the agent differ, by an amount or in a manner that is statistically significant, from the level and/or pattern in the absence of the agent, then the agent is an agent that alters the expression of the FLAP nucleic acid. Enhancement of FLAP expression indicates that the agent is an agonist of FLAP activity. Similarly, inhibition of FLAP expression indicates that the agent is an antagonist of FLAP activity.

In another embodiment, the level and/or pattern of FLAP polypeptide(s) (*e.g.*, different splicing variants) in the presence of the agent to be tested, is compared with a control level and/or pattern that have previously been established. A level and/or pattern in the presence of the agent that differs from the control level and/or pattern by an amount or in a manner that is statistically significant indicates that the agent alters FLAP expression.

In another embodiment of the invention, agents which alter the expression of a FLAP nucleic acid or which otherwise interact with the nucleic acids described herein, can be identified using a cell, cell lysate, or solution containing a nucleic acid encoding the promoter region of the FLAP nucleic acid operably linked to a reporter gene. After contact with an agent to be tested, the level of expression of the reporter gene (*e.g.*, the level of mRNA or of protein expressed) is assessed, and is compared with the level of expression in a control (*i.e.*, the level of the expression of the reporter gene in the absence of the agent to be tested). If the level in the presence of the agent differs, by an amount or in a manner that is statistically significant, from the level in the absence of the agent, then the agent is an agent that alters the expression of the FLAP nucleic acid, as indicated by its ability to alter expression of a nucleic acid that is operably linked to the FLAP nucleic acid promoter.

Enhancement of the expression of the reporter indicates that the agent is an agonist of FLAP activity. Similarly, inhibition of the expression of the reporter indicates that the agent is an antagonist of FLAP activity. In another embodiment, the level of expression of the reporter in the presence of the test agent, is compared with a control level that has previously been established. A level in the presence of the agent that differs from the control level by an amount or in a manner that is statistically significant indicates that the agent alters expression.

Agents which alter the amounts of different splicing variants encoded by a FLAP nucleic acid (*e.g.*, an agent which enhances activity of a first splicing variant, and which inhibits activity of a second splicing variant), as well as agents which are agonists of activity of a first splicing variant and

antagonists of activity of a second splicing variant, can easily be identified using these methods described above.

In other embodiments of the invention, assays can be used to assess the impact of a test agent on the activity of a polypeptide relative to a FLAP binding agent. For example, a cell that expresses a compound that interacts with a FLAP nucleic acid (herein referred to as a "FLAP binding agent", which can be a polypeptide or other molecule that interacts with a FLAP nucleic acid, such as a receptor, or another molecule, such as 5-LO) is contacted with a FLAP in the presence of a test agent, and the ability of the test agent to alter the interaction between the FLAP and the FLAP binding agent is determined. Alternatively, a cell lysate or a solution containing the FLAP binding agent, can be used. An agent which binds to the FLAP or the FLAP binding agent can alter the interaction by interfering with, or enhancing the ability of the FLAP to bind to, associate with, or otherwise interact with the FLAP binding agent. Determining the ability of the test agent to bind to a FLAP nucleic acid or a FLAP nucleic acid binding agent can be accomplished, for example, by coupling the test agent with a radioisotope or enzymatic label such that binding of the test agent to the polypeptide can be determined by detecting the labeled with ^{125}I, ^{35}S, ^{14}C or ^{3}H, either directly or indirectly, and the radioisotope detected by direct counting of radioemmission or by scintillation counting. Alternatively, test agents can be enzymatically labeled with, for example, horseradish peroxidase, alkaline phosphatase, or luciferase, and the enzymatic label detected by determination of conversion of an appropriate substrate to product. It is also within the scope of this invention to determine the ability of a test agent to interact with the polypeptide without the labeling of any of the interactants. For example, a microphysiometer can be used to detect the interaction of a test agent with a FLAP or a FLAP binding agent without the labeling of either the test agent, FLAP, or the FLAP binding agent. McConnell, H.M. *et al.*, *Science* 257:1906-1912 (1992). As used herein, a "microphysiometer" (*e.g.*, Cytosensor™) is an analytical instrument that measures the rate at which a cell acidifies its environment

using a light-addressable potentiometric sensor (LAPS). Changes in this acidification rate can be used as an indicator of the interaction between ligand and polypeptide.

Thus, these receptors can be used to screen for compounds that are agonists for use in treating a disease or condition associated with FLAP or a susceptibility to a disease or condition associated with FLAP, or antagonists for studying a susceptibility to a disease or condition associated with FLAP (*e.g.*, MI). Drugs can be designed to regulate FLAP activation, that in turn can be used to regulate signaling pathways and transcription events of genes downstream or of proteins or polypeptides interacting with FLAP (*e.g.*, 5-LO).

In another embodiment of the invention, assays can be used to identify polypeptides that interact with one or more FLAP polypeptides, as described herein. For example, a yeast two-hybrid system such as that described by Fields and Song (Fields, S. and Song, O., *Nature* 340:245-246 (1989)) can be used to identify polypeptides that interact with one or more FLAP polypeptides. In such a yeast two-hybrid system, vectors are constructed based on the flexibility of a transcription factor that has two functional domains (a DNA binding domain and a transcription activation domain). If the two domains are separated but fused to two different proteins that interact with one another, transcriptional activation can be achieved, and transcription of specific markers (*e.g.*, nutritional markers such as His and Ade, or color markers such as lacZ) can be used to identify the presence of interaction and transcriptional activation. For example, in the methods of the invention, a first vector is used which includes a nucleic acid encoding a DNA binding domain and also a FLAP polypeptide, splicing variant, or fragment or derivative thereof, and a second vector is used which includes a nucleic acid encoding a transcription activation domain and also a nucleic acid encoding a polypeptide which potentially may interact with the FLAP polypeptide, splicing variant, or fragment or derivative thereof (*e.g.*, a FLAP polypeptide binding agent or receptor). Incubation of yeast containing the first vector and the second vector under appropriate conditions (*e.g.*, mating conditions such as used in the

Matchmaker™ system from Clontech (Palo Alto, California, USA)) allows identification of colonies that express the markers of interest. These colonies can be examined to identify the polypeptide(s) that interact with the FLAP polypeptide or fragment or derivative thereof. Such polypeptides may be useful as agents that alter the activity of expression of a FLAP polypeptide, as described above.

In more than one embodiment of the above assay methods of the present
invention, it may be desirable to immobilize either the FLAP, the FLAP binding agent, or other components of the assay on a solid support, in order to facilitate separation of complexed from uncomplexed forms of one or both of the polypeptides, as well as to accommodate automation of the assay. Binding of a test agent to the polypeptide, or interaction of the polypeptide with a binding agent in the presence and absence of a test agent, can be accomplished in any vessel suitable for containing the reactants. Examples of such vessels include microtitre plates, test tubes, and micro-centrifuge tubes. In one embodiment, a fusion protein (*e.g.*, a glutathione-S-transferase fusion protein) can be provided which adds a domain that allows a FLAP nucleic acid or a FLAP binding agent to be bound to a matrix or other solid support.

In another embodiment, modulators of expression of nucleic acid molecules of the invention are identified in a method wherein a cell, cell lysate, or solution containing a nucleic acid encoding a FLAP nucleic acid is contacted with a test agent and the expression of appropriate mRNA or polypeptide (*e.g.*, splicing variant(s)) in the cell, cell lysate, or solution, is determined. The level of expression of appropriate mRNA or polypeptide(s) in the presence of the test agent is compared to the level of expression of mRNA or polypeptide(s) in the absence of the test agent. The test agent can then be identified as a modulator of expression based on this comparison. For example, when expression of mRNA or polypeptide is greater (statistically significantly greater) in the presence of the test agent than in its absence, the test agent is identified as a stimulator or enhancer of the mRNA or polypeptide

expression. Alternatively, when expression of the mRNA or polypeptide is less (statistically significantly less) in the presence of the test agent than in its absence, the test agent is identified as an inhibitor of the mRNA or polypeptide expression. The level of mRNA or polypeptide expression in the cells can be determined by methods described herein for detecting mRNA or polypeptide.

In yet another embodiment, the invention provides methods for identifying agents (*e.g.,* fusion proteins, polypeptides, peptidomimetics, prodrugs, receptors, binding agents, antibodies, small molecules or other drugs, or ribozymes) which alter (*e.g.,* increase or decrease) the activity of a member of leukotriene pathway binding agent, such as a FLAP binding agent (*e.g.*, 5-LO), as described herein. For example, such agents can be agents which have a stimulatory or inhibitory effect on, for example, the activity of a member of leukotriene pathway binding agent, such as a FLAP binding agent; which change (*e.g.,* enhance or inhibit) the ability a member of leukotriene pathway binding agents, (*e.g.,* receptors or other binding agents) to interact with the polypeptides of the invention; or which alter posttranslational processing of the member of leukotriene pathway binding agent, (*e.g.,* agents that alter proteolytic processing to direct the member of the leukotriene pathway binding agent from where it is normally synthesized to another location in the cell, such as the cell surface; agents that alter proteolytic processing such that more active binding agent is released from the cell, etc.).

For example, the invention provides assays for screening candidate or test agents that bind to or modulate the activity of a member of the leukotriene pathway (or enzymatically active portion(s) thereof), as well as agents identifiable by the assays. As described above, test agents can be obtained using any of the numerous approaches in combinatorial library methods known in the art, including: biological libraries; spatially addressable parallel solid phase or solution phase libraries; synthetic library methods requiring deconvolution; the "one-bead one-compound" library method; and synthetic library methods using affinity chromatography selection. The biological

library approach is limited to polypeptide libraries, while the other four approaches are applicable to polypeptide, non-peptide oligomer or small molecule libraries of compounds (Lam, K.S. *Anticancer Drug Des., 12*:145 (1997)).

In one embodiment, to identify agents which alter the activity of a member of the leukotriene pathway (such as a FLAP binding agent, or an agent which binds to a member of the leukotriene pathway (a "binding agent")), a cell, cell lysate, or solution containing or expressing a binding agent (*e.g.,* 5-LO, or a leukotriene pathway member receptor, or other binding agent), or a fragment (*e.g.,* an enzymatically active fragment) or derivative thereof, can be contacted with an agent to be tested; alternatively, the binding agent (or fragment or derivative thereof) can be contacted directly with the agent to be tested. The level (amount) of binding agent activity is assessed (either directly or indirectly), and is compared with the level of activity in a control (*i.e.*, the level of activity in the absence of the agent to be tested). If the level of the activity in the presence of the agent differs, by an amount that is statistically significant, from the level of the activity in the absence of the agent, then the agent is an agent that alters the activity of the member of the leukotriene pathway. An increase in the level of the activity relative to a control, indicates that the agent is an agent that enhances (is an agonist of) the activity. Similarly, a decrease in the level of activity relative to a control, indicates that the agent is an agent that inhibits (is an antagonist of) the activity. In another embodiment, the level of activity in the presence of the agent to be tested, is compared with a control level that has previously been established. A level of the activity in the presence of the agent that differs from the control level by an amount that is statistically significant indicates that the agent alters the activity.

This invention further pertains to novel agents identified by the above-described screening assays. Accordingly, it is within the scope of this invention to further use an agent identified as described herein in an appropriate animal model. For example, an agent identified as described

herein (*e.g.*, a test agent that is a modulating agent, an antisense nucleic acid molecule, a specific antibody, or a polypeptide-binding agent) can be used in an animal model to determine the efficacy, toxicity, or side effects of treatment with such an agent. Alternatively, an agent identified as described herein can be used in an animal model to determine the mechanism of action of such an agent.

Furthermore, this invention pertains to uses of novel agents identified by the above-described screening assays for treatments as described herein. In addition, an agent identified as described herein can be used to alter activity of a polypeptide encoded by a FLAP nucleic acid, or to alter expression of a FLAP nucleic acid, by contacting the polypeptide or the nucleic acid (or contacting a cell comprising the polypeptide or the nucleic acid) with the agent identified as described herein.

The present invention is now illustrated by the following Examples, which are not intended to be limiting in any way. The teachings of all references cited are incorporated herein in their entirety.

EXAMPLE 1: IDENTIFICATION OF GENE AND HAPLOTYPES ASSOCIATED WITH MI

SUBJECTS AND METHODS

Study population

Patients entering the study were defined from an infarction registry that includes all MIs (over 8,000 patients) in Iceland 1981-2000. This registry is a part of the World Health Organization MONICA Project (The World Health Organization MONICA Project (monitoring trends and determinants in cardiovascular disease): a major international collaboration. (WHO MONICA Project Principal Investigators. *J Clin. Epidemiol.* 1988; 41:105-14). Diagnosis of all patients in the registry follow strict

diagnostic rules based on symptoms, electrocardiograms, cardiac enzymes, and necropsy findings.

Blood samples from 570 female MI patients and 1380 male patients, both cases with a family history and sporadic cases were collected. For each patient that participated, blood was collected from 2 relatives (unaffected or affected). Their genotypes were used to help with construction of haplotypes.

Linkage analysis

One hundred and sixty female MI patients were clustered into large extended families such that each patient is related to at least one other patient within and including six meiotic events (*e.g.*, 6 meiotic events separate second cousins). The information regarding the relatedness of patients was obtained from an encrypted genealogy database that covers the entire Icelandic nation (Gulcher *et al., Eur. J. Hum. Genet.* 8: 739-742 (2000)). A genomewide scan was performed using a framework map of 1000 microsatellite markers, using protocols described elsewhere (Gretarsdottir S., *et al. Am. J. Hum. Genet.*,70: 593-603, 2002)). The marker order and positions were obtained from deCODE genetics' high resolution genetic map (Kong A, *et al., Nat. genet.*, 31: 241-247 (2002)). The population-based allelic frequencies were constructed from a cohort of more than 30,000 Icelanders who have participated in genetic studies of various disease projects. Additional markers were genotyped within the highest linkage peak on chromosome 13 to increase the information on identity by descent within the families. For those markers at least 180 Icelandic controls were genotyped to derive the population allele frequencies.

For statistical analysis, multipoint, affected-only allele-sharing methods were used to assess evidence for linkage. All results, both the LOD and the non-parametric linkage (NPL) score, were obtained using the program ALLEGRO (Gudbjartsson D.F., *et al., Nat Genet.*, 25: 12-13(2000)). The baseline linkage analysis (Gretarsdottir S., *et al., Am. J. Hum. Genet.* 70: 593-603, (2002)) uses the Spairs scoring function (Whittermore AS, and Haplern J

A., *Biometrics* 50: 118-127 (1994)) and Kruglyak *et al., Am. J. Hum. Genet.,* 58:1347-1363 (1996)) the exponential allele-sharing model (Kong A., and Cox N.J., *Am. J. Hum. Genet.* 61:1179-1188 (1997)), and a family weighting scheme which is halfway, on the log-scale, between weighing each affected pairs equally and weighing each family equally.

Ultra-fine mapping and haplotype analysis:

A candidate susceptibility locus was defined as the region under the LOD score curve where the score was one lod lower than the highest lod score. This region (approx. 12Mb) was ultra-finemapped with microsatellite markers with an average spacing between markers of less than 100Kb. All usable microsatellite markers found in public databases and mapped within that region were used. In addition, microsatellite markers identified within the deCODE genetics sequence assembly of the human genome were used.

Haplotype analysis.

The frequencies of haplotypes were estimated in the patient and the control groups using an expectation-maximization algorithm (Dempster A.P. *et al., J. R. Stat. Soc. B.* 39: 1-389 (1977)). An implementation of this algorithm that can handle missing genotypes and uncertainty with the phase was used. Under the null hypothesis, the patients and the controls are assumed to have identical frequencies. Using a likelihood approach, an alternative hypothesis where a candidate at-risk-haplotype is allowed to have a higher frequency in patients than controls, while the ratios of the frequencies of other haplotypes are assumed to be the same in both groups was tested. Likelihoods are maximized separately under both hypothesis and a corresponding 1-df likelihood ratio statistics is used to evaluate the statistic significance.

To look for at-risk-haplotypes in the 1-lod drop, association of all possible combinations of genotyped markers was studied, provided those markers spanned a region of size less than 1000 Kb. Due to a certain amount of testing, the *p*-values were adjusted using simulations. The combined

patient and control groups were randomly divided into two sets, equal in size to the original group of patients and controls. The haplotype analysis was then repeated and the most significant *p*-value registered was observed. This randomization scheme was repeated over 100 times to construct an empirical distribution of *p*-values.

Results and Discussion

In a genome wide search for susceptibility genes for MI, a locus was mapped to a location on chromosome 13q12. FIG. 1 shows the multipoint non-parametric LOD scores a linkage scan for a framework marker map on chromosome 13. A LOD score suggestive of linkage of 2.5 was found centered at marker D13S289. The marker map for chromosome 13 that was used in the linkage analysis is shown in Table 1. The LOD score at this location remained with increased number of microsatellite markers which increased information content of the linkage (FIG. 2).

A very large number of microsatellite markers were then added within the central 12 megabase (Mb) segment under the LOD score defined by the drop in one LOD from the peak marker. FIG. 3A shows the results from a haplotype association case-control analysis of 437 female MI patients versus 721 controls using combinations of 4 and 5 microsatellite markers to define the test haplotypes. The most significant microsatellite marker haplotype association across this entire 12 Mb segment was found using markers DG13S1103, DG13S166, DG13S1287, DG13S1061 and DG13S301, with alleles 4, 0, 2, 14 and 3, respectively (*p*-value of 1.02×10^{-7}). Carrier frequency of this haplotype is 7.3% in female MI patients and 0.3% in controls. There are several other haplotypes that show great association to MI that overlap the first haplotype. The 80Kb segment that is defined by two markers (DG13S166 and D13S1238) common to all the haplotypes shown in the figure includes only one gene, FLAP (ALOX5AP). A two marker haplotype involving alleles 0 and –2 for markers DG13S166 and D13S1238, respectively, is found in excess in patients. Carrier frequency of this

haplotype was estimated to be 27% in female MI patients and 15.4% in controls (*p*-value 1 X 10^{-3}) . This was our first evidence that variation in the FLAP gene contributes to MI risk.

To confirm this observation , the FLAP gene was sequenced in its entirety and numerous SNPs were defined. Many of these were used to genotype 437 female MI patients, 1049 male MI patients, and 811 controls. In a case-control study of the MI patients using these data, several haplotypes were found, that were significantly over-represented in the female MI patients compared to controls (see Table 6). These haplotypes were highly correlated to each other since they are within a block of linkage disequilibrium covering the FLAP gene. Table 7 shows two haplotypes that are representative of these female MI risk haplotypes. They have relative risks of 2.4 and 4 and are carried by 23% and 13% of female MI patients, respectively. Table 8 shows that these same haplotypes show association to male MI although with lower relative risks.

In an effort to identify haplotypes involving only SNP markers that associate with MI, more SNPs were identified by sequencing the FLAP gene and the region flanking the gene. Currently, a total number of 45 SNPs have been genotyped on 1343 patients and 624 unrelated controls. Two correlated series of SNP haplotypes were observed in excess in patients, denoted as A and B in Table 9. The length of the haplotypes varies between 33 and 69 Kb, and the haplotypes cover one or two blocks of linkage disequilibrium. Both series of haplotypes contain the common allele 2 of the SNP SG13S25. All haplotypes in the A series contain the SNP DG00AAHID, while all haplotypes in the B series contain the SNP DG00AAHII. In the B series, the haplotypes B4, B5, and B6 have a relative risk (RR) greater than 2 and with allelic frequencies above 10%. The haplotypes in A series have slightly lower RR and lower p-values, but higher frequency (15-16%). The haplotypes in series B and A are strongly correlated, i.e. the haplotypes in B define a subset of the haplotypes in A. Hence, haplotypes B are more specific than A. Haplotypes A are however more sensitive, i.e. they capture more individuals with the

putative mutation, as is observed in the population attributable risk which is less for B than for A. Furthermore, these haplotypes show similar risk ratios and allelic frequency for early-onset patients (defined as onset of first MI before the age of 55) and for both gender. In addition, analyzing various groups of patients with known risk factors, such as hypertension, high cholesterol, smoking and diabetes, did not reveal any significant correlation with these haplotypes, indicating that the haplotypes in the FLAP gene represent an independent genetic susceptibility factor for MI.

The FLAP gene encodes for a protein that is required for leukotriene synthesis (LTA4, LTB4, LTC4, LTD4, LTE4). Inhibitors of its function impede translocation of 5-lipoxygenase from the cytoplasm to the cell membrane and inhibit activation of 5-lipoxygenase. The leukotrienes are potent inflammatory lipid mediators derived from arachidonic acid that can potentially contribute to development of atherosclerosis and destabilization of atherosclerotic plaques throu lipid oxidation and/or proinflammatory effects. Allen *et al.,* (*Circulation.* 97: 2406-2413(1998)) described a novel mechanism in which atherosclerosis is associated with the appearance of a leukotriene receptor(s) capable of inducing hyperreactivity of human epicardial coronary arteries in response to LTC4 and LTD4. Allen *et al.* show a photomicrograph of a section of human atherosclerotic coronary artery a positive staining of a number of members of the leukotriene pathway, including FLAP. Mehrabian *et al.* described the identification of 5-Lipoxygenase (5-LO) as a major gene contributing to atherosclerosis susceptibility in mice. Mehrabian *et al.* described that heterozygous deficiency for the enzyme in a knockout model decreased the atherosclerotic lesion size in LDL-/- mice by about 95%. Mehrabian *et al* show that the enzyme is expressed abundantly in macrophage-rich regions of atherosclerotic lesions, and suggested that 5-LO and/or its products might act locally to promote lesion development (Mehrabian *et al.*, *Circulation Research.* 91:120 (2002)). Studies of FLAP inhibition in animal models of atheroscerosis are scarce. However, in a rabbit model of acute MI assesssed 72 hours after coronary artery ligation the FLAP-inhibitor

BAYx1005 *markedly* reduced mortality, from 65% to 25%, and blocked the increase in CPK and neutrophil accumulation as well as the ECG-changes observed in sham treated animals (*J. Pharmacol. Exp. Ther.*, 276:332 (1996)).

Mutations and /or polymorphisms within the FLAP nucleic acid, and other members of the same pathway (*e.g.*, 5-lipoxygenase, LTA4 Hydrolase, LTB4 receptors, LTC4 Synthase, and CysLT2 receptor), that show association with the disease, can be used as a diagnostic test. The members of the 5-LO pathway in particular are valuable therapeutic targets for myocardial infarction.

Table 1 The marker map for chromosome 13 used in the linkage analysis.

Location (cM)	**Marker**	**Location (cM)**	**Marker**
6	D13S175	63.9	D13S170
9.8	D13S1243	68.7	D13S265
13.5	D13S1304	73	D13S167
17.2	D13S217	76.3	D13S1241
21.5	D13S289	79.5	D13S1298
25.1	D13S171	81.6	D13S1267
28.9	D13S219	84.7	D13S1256
32.9	D13S218	85.1	D13S158
38.3	D13S263	87	D13S274
42.8	D13S326	93.5	D13S173
45.6	D13S153	96.7	D13S778
49.4	D13S1320	102.7	D13S1315
52.6	D13S1296	110.6	D13S285
55.9	D13S156	115	D13S293
59.8	D13S1306		

Table 2 Marker Map for the second step of Linkage Analysis

Location (cM)	Marker	Location (cM)	Marker
1.758	D13S175	42.585	D13S1248
9.235	D13S787	44.288	D13S1233
11.565	D13S1243	44.377	D13S263
16.898	D13S221	45.535	D13S325
17.454	D13S1304	45.536	D13S1270
18.011	D13S1254	45.537	D13S1276
18.59	D13S625	49.149	D13S326
19.308	D13S1244	49.532	D13S1272
19.768	D13S243	52.421	D13S168
22.234	D13S1250	52.674	D13S287
22.642	D13S1242	60.536	D13S1320
22.879	D13S217	64.272	D13S1296
25.013	D13S1299	71.287	D13S156
28.136	D13S289	76.828	D13S1306
28.678	D13S290	77.86	D13S170
29.134	D13S1287	82.828	D13S265
30.073	D13S260	91.199	D13S1241
31.98	D13S171	93.863	D13S1298
32.859	D13S267	97.735	D13S779
33.069	D13S1293	100.547	D13S1256
33.07	D13S620	102.277	D13S274
34.131	D13S220	111.885	D13S173
36.427	D13S219	112.198	D13S796
39.458	D13S1808	115.619	D13S778
40.441	D13S218	119.036	D13S1315
41.113	D13S1288	126.898	D13S285
41.996	D13S1253	131.962	D13S293

Table 3 shows the five exons with positions that encode the FLAP protein, markers, polymorphisms and SNPs identified within the genomic sequence by the methods described herein. One SNP, B_SNP_302465, is in the coding region. The polymorphism, SNP 302465, does not change the amino acid sequence in the protein.

Table 3 Exons and SNPs in the Nucleic Acid Encoding FLAP

Exons/markers/SNPs	**Position(bp)**	**Size(bp)**	**SNPs**	
D13S289	249198-249445	248		
DG13S166	249855-250249	395		
Exon1	293667-293736	70		
Exon2	302413-302512	100		
B_SNP_302465	**302465**	**1**	heterozygous C-T (3%)	in exon
B_SNP_302524	302524	1	heterozygous A-C (55%)	
			homozygous A-A (22.5%)	
			homozygous C-C (22.5%)	
B_SNP_302560	302560	1	heterozygous A-G (2%)	
B_SNP_302617	302617	1	heterozygous C-T (37%)	
			homozygous T-T (59%)	
			homozygous C-C (4%)	
Exon3	310405-310475	71		
B_SNP_310657	310657	1	heteroygous A-G (6%)	
Exon4	314297-314378	82		
B_SNP_314500	314500	1	heterozygous G-C (24%)	
			homozygous C-C (6%)	
			Homozygous G-G (70%)	
Exon5	322297-322459	163		
DG13S164	330669-330886	218		
D13S1238	330679-330831	153		
DG13S163	363743-363904	162		
SNP13B_R1028729 (rs1028729)	145600	1	homozygousC-C (11%),	
			heterozygous C-T(41%)	
			homozygous T-T (47%)	
SNP13B_Y1323898 (rs1323898)*	151047	1	homozygousG-G(38%)	
			heterozygous G-A(47%)	
			homozygous A-A (15%)	

SNP13B_K912392 (rs912392)*	193119	1	homozygousC-C (13%)	
			heterozygous C-T(46%)	
			homozygous T-T (41%)	
DG00AAFQR (rs1556428)*	117676	1	homozygousG-G(1%)	
			heterozygous G-A(18%)	
			homozygous A-A (80%)	
DG00AAFIV (rs22485654)*	227629	1	homozygousT-T (75%)	
			heterozygous T-A(23%)	
			homozygous A-A (2%)	
DG00AFJT	293754	1	HomozygousC-C (45%),	
			heterozygous C-A(45%),	
			homozygous A-A (10%)	
DG00AAHII	294503	1	homozygousG-G (44%),	
			heterozygous G-A(46%),	
			homozygous A-A (10%)	
DG00AAHID	296020	1	homozygousT-T (43%),	
			heterozygous T-A(45%),	
			homozygous A-A (12%)	
DG00AAHIJ	298098	1	homozygousG-G(60%),	
			heterozygous G-A(35%),	
			homozygous A-A (6%)	
DG00AAHIH	298188	1	homozygousG-G(32%),	
			heterozygous G-A(48%),	
			homozygous A-A (19%)	
DG00AAHIE (rs3885907)*	298379	1	homozygous C-C (23%),	
			heterozygous C-A(48%),	
			homozygous A-A (29%)	
DG00AAHIG	304334	1	homozygousC-C (21%),	
			heterozygous C-T(49%),	
			homozygous T-T (31%)	
DG00AAHIF	324849	1	homozygousG-G (54%),	
			heterozygous G-C(39%),	
			homozygous C-C (7%)	

DG00AAHOI	325651	1	homozygousG-G (59%),	
			heterozygous G-A(36%),	
			homozygous A-A (5%)	
FLA267479	267479	1		
FLA267696	267696	1		
FLA267853	267853	1		
FLA270742	270742	1		
FLA270830	270830	1		
FLA273407	273407	1		
FLA274084	274084	1		
FLA275784	275784	1		
FLA275952	275952	1		
FLA277478	277478	1		
FLA277678	277678	1		
FLA278185	278185	1		
FLA278492	278492	1		
FLA278845	278845	1		
FLA280183	280183	1		
FLA280923	280923	1		
FLA283400	283400	1		
FLA283477/SG13S25	283477	1		
FLA284410	284410	1		
FLA284815	284815	1		
FLA284903	284903	1		
FLA290195	290195	1		
FLA290553	290553	1		
FLA290570	290570	1		
FLA292253	292253	1		
FLA292576	292576	1		
FLA295036	295036	1		
FLA296102	296102	1		
FLA298098	298098	1		
FLA298188	298188	1		
FLA298230	298230	1		
FLA298379	298379	1		
FLA298507	298507	1		
FLA298604	298604	1		
FLA298987	298987	1		
FLA299063	299063	1		
FLA299772	299772	1		
FLA299843	299843	1		
FLA299980	299980	1		
FLA300662	300662	1		
FLA300864	300864	1		
FLA302094	302094	1		
FLA302465	302465	1		

FLA302524	302524	1		
FLA303769	303769	1		
FLA303796	303796	1		
FLA303957	303957	1		
FLA303967	303967	1		
FLA304170	304170	1		
FLA304334	304334	1		
FLA304512	304512	1		
FLA304583	304583	1		
FLA305089	305089	1		
FLA305505	305505	1		
FLA305678	305678	1		
FLA305956	305956	1		
FLA306447	306447	1		
FLA307155	307155	1		
FLA307165	307165	1		
FLA308514	308514	1		
FLA308527	308527	1		
FLA309851	309851	1		
FLA310657	310657	1		
FLA311122	311122	1		
FLA311248	311248	1		
FLA311737	311737	1		
FLA312038	312038	1		
FLA312056/SG13S30	312056	1		
FLA314500	314500	1		
FLA314532	314532	1		
FLA315014	315014	1		
FLA315232	315232	1		
FLA315355	315355	1		
FLA315611	315611	1		
FLA316131	316131	1		
FLA316408	316408	1		
FLA316472	316472	1		
FLA316515	316515	1		
FLA316569	316569	1		
FLA316607	316607	1		
FLA316763/SG13S32	316763	1		
FLA317496	317496	1		
FLA317619	317619	1		
FLA317620	317620	1		
FLA317647	317647	1		
FLA317733	317733	1		
FLA317744	317744	1		
FLA317815	317815	1		
FLA318219	318219	1		

FLA319969	319969	1		
FLA320261	320261	1		
FLA320393/SG13S42	320393	1		
FLA320595	320595	1		
FLA321774	321774	1		
FLA321966	321966	1		
FLA322025	322025	1		
FLA322093	322093	1		
FLA323013	323013	1		
FLA323316/SG13S34	323316	1		
FLA323366	323366	1		
FLA324591	324591	1		
FLA324601	324601	1		
FLA324849	324849	1		
FLA325369	325369	1		
FLA326187	326187	1		
FLA326657	326657	1		
FLA327265	327265	1		
FLA328964	328964	1		
FLA330265	330265	1		
FLA330455	330455	1		
FLA331234	331234	1		
FLA331374	331374	1		
FLA331395	331395	1		
FLA331473	331473	1		
FLA331517	331517	1		
FLA331526	331526	1		
FLA331651	331651	1		
FLA331841	331841	1		
FLA287889/DG00AAJFF	287889	1		
DG00AAFIU/SNP_13_Y1323892	256047	1		
SG13S35/FLA324333	324333	1		
SG13S86	305031	1		
* indicates a publicly available SNP.				

Table 4

Significant 4 microsatellite marker haplotypes. Length=length of haplotype in Mb. P-val=p-value. RR=Relative risk. N af=Number of patients. P al=allelic frequency of haplotype. P ca =carrier frequency of haplotype. N ct= number of controls. Alleles= alleles in the haplotype. Markers= markers in the haplotype.

4 markers	:	pos.rr-frqgt1perc											
Length	p-val	RR	N_af	P_al	P_ca	N_ct	P_al	P_ca	Alleles				Markers
0.88	4.71E-06	6.23	428	0.065	0.125	721	0.011	0.022	0	-12	-6	0	DG13S80 DG13S83 DG13S1110 DG13S163
0.82	8.60E-06	INF	438	0.032	0.062	720	0	0	0	4	2	14	DG13S111 1 DG13S1103 D13S1287 DG13S1061
0.67	6.98E-06	19.91	435	0.03	0.059	721	0.002	0.003	8	6	0	8	DG13S1103 DG13S163 D13S290 DG13S1061
0.767	4.85E-06	26.72	436	0.048	0.094	721	0.002	0.004	0	0	2	12	DG13S1101 DG13S166 D13S1287 DG13S1061
0.515	1.93E-06	INF	422	0.048	0.094	721	0	0	2	0	0	6	DG13S166 DG13S163 D13S290 DG13S1061
0.864	1.68E-06	INF	424	0.024	0.048	717	0	0	0	2	0	-16	DG13S166 DG13S163 DG13S1061 DG13S293
0.927	5.38E-06	INF	435	0.034	0.067	720	0	0	4	2	14	3	DG13S1103 D13S1287 DG13S1061 DG13S301

Alleles #'s: For SNP alleles A = 0, C = 1, G = 2, T = 3; for microsatellite alleles: the CEPH sample (Centre d'Etudes du Polymorphisme Humain, genomics repository) is used as a reference, the lower allele of each microsatellite in this sample is set at 0 and all other alleles in other samples are numbered according in relation to this reference. Thus allele1 is 1 bp longer than the lower allele in the CEPH sample, allele 2 is 2 bp longer than the lower allele in the CEPH sample, allele 3 is 3 bp longer than the lower allele in the CEPH sample, allele 4 is 4 bp longer than the lower allele in the CEPH sample, allele -1 is 1 bp shorter than the lower allele in the CEPH sample , allele -2 is 2 bp shorter than the lower allele in the CEPH sample, and so on.

Table 5

Significant 5 microsatellite marker haplotypes. Length=length of haplotype in Mb. P-val=p-value. RR=Relative risk. N af=Number of patients. P al=allelic frequency of haplotype. P ca =carrier frequency of haplotype. N ct= number of controls. Alleles= alleles in the haplotype. Markers= markers in the haplotype

5markers	:	pos.rr-frqgt1perc												
Length	p-val	RR	N_af	P_al	P_ca	N_ct	P_al	P_ca	Alleles					Markers
0.851	7.45E-06	15.43	413	0.034	0.067	715	0.002	0.005	0	18	0	0	0	DG13S79 D13S1299 DG13S87 D13S1246 DG13S166
0.964	8.07E-06	INF	437	0.023	0.045	721	0	0	0	-12	6	8	6	DG13S79 DG13S83 DG13S1104 DG13S1103 DG13S163
0.964	2.38E-06	INF	437	0.026	0.052	720	0	0	0	6	0	8	6	DG13S79 DG13S1104 DG13S172 DG13S1103 DG13S163
0.931	7.05E-06	5.8	429	0.068	0.131	721	0.012	0.025	0	-6	0	0	-2	DG13S79 DG13S1110 DG13S175 DG13S166 D13S1238
0.964	8.13E-06	INF	434	0.021	0.041	721	0	0	0	3	8	2	6	DG13S79 DG13S1098 DG13S1103 DG13S166 DG13S163
0.597	9.78E-06	4.58	428	0.074	0.143	717	0.017	0.034	-6	0	0	0	-2	DG13S1110 DG13S89 DG13S175 DG13S166 D13S1238
0.896	6.92E-06	INF	428	0.026	0.051	721	0	0	-12	-6	0	-2	2	DG13S83 DG13S1110 DG13S166 D13S1238 D13S290
0.722	2.18E-06	INF	453	0.026	0.051	738	0	0	-6	0	0	-2	2	DG13S1110 D13S289 DG13S166 D13S1238 D13S290
0.982	7.88E-06	INF	437	0.028	0.055	721	0	0	0	0	4	2	14	DG13S87 DG13S175 DG13S1103 D13S1287 DG13S1061
0.841	8.88E-06	INF	438	0.032	0.062	720	0	0	0	0	4	2	14	DG13S89 DG13S1111 DG13S1103 D13S1287 DG13S1061

0.841	9.67E-07	INF	435	0.029	0.057	721	0	0	0	8	6	0	8	DG13S89 DG13S1103 DG13S163 D13S290 DG13S1061
0.982	7.90E-06	18.63	437	0.026	0.052	721	0.001	0.003	0	4	0	2	14	DG13S87 DG13S1103 DG13S166 D13S1287 DG13S1061
0.841	3.52E-06	28.52	436	0.048	0.094	721	0.002	0.004	0	0	0	2	12	DG13S89 DG13S1101 DG13S166 D13S1287 DG13S1061
0.705	5.28E-06	INF	435	0.027	0.053	721	0	0	0	8	6	0	8	DG13S175 DG13S1103 DG13S163 D13S290 DG13S1061
0.841	4.21E-06	INF	422	0.048	0.093	721	0	0	0	2	0	0	6	DG13S89 DG13S166 DG13S163 D13S290 DG13S1061
0.767	4.02E-06	28.11	436	0.049	0.095	721	0.002	0.004	0	0	0	2	12	DG13S1101 DG13S175 DG13S166 D13S1287 DG13S1061
0.767	1.29E-06	31.07	436	0.047	0.092	721	0.002	0.003	0	0	0	2	12	DG13S1101 DG13S172 DG13S166 D13S1287 DG13S1061
0.705	4.25E-07	INF	422	0.048	0.093	721	0	0	0	2	0	0	6	DG13S175 DG13S166 DG13S163 D13S290 DG13S1061
0.683	6.58E-06	INF	437	0.029	0.056	721	0	0	0	4	0	2	14	DG13S172 DG13S1103 DG13S166 D13S1287 DG13S1061
0.767	2.85E-06	32.43	436	0.044	0.087	721	0.001	0.003	0	0	0	2	12	DG13S1101 DG13S166 D13S290 D13S1287 DG13S1061
0.865	9.58E-06	18.39	451	0.023	0.045	739	0.001	0.003	0	0	2	2	-16	D13S289 DG13S166 DG13S163 D13S1287 DG13S293
0.865	5.08E-06	INF	453	0.019	0.038	739	0	0	0	0	2	0	-16	D13S289 DG13S166 DG13S163 DG13S1061 DG13S293
0.927	1.02E-07	27.65	437	0.037	0.073	721	0.001	0.003	4	0	2	14	3	DG13S1103 DG13S166 D13S1287 DG13S1061 DG13S301

Additional haplotypes were associated with MI, as shown in the following Tables.

Table 6 shows haplotypes in the FLAP region (FLAP and flanking nucleotide sequences) that are significantly associated with female MI.

DG13S1103	DG00AAFQR	SNP13B_R1028729	SNP13B_Y1323898	SNP13B_K912392	DG00AAFIV	D13S289	DG13S166	DG00AAFJT	DG00AAHI	DG00AAHID	DG00AAHIJ	DG00AAHIH	DG00AAHIE	B_SNP_302524	B_SNP_302617	DG00AAHIG	DG00AAHIF	DG00AAHOI	D13S1238	DG13S2605	DG13S163	p-val	N_aff	aff.frq	N_ctrl	ctrl.frq	rel_risk	PAR	Info
			1		3		0											2	-2			1.30E-05	455	0.108	811	0.048	2.4	0.122	0.615
			1		3		0			3		0			3				-2	0		7.61E-06	455	0.065	812	0.02	3.45	0.091	0.615
			1		3		0			3					3				-2	0		8.82E-06	455	0.065	812	0.02	3.47	0.092	0.602
			1		3		0			3	2				3				-2	0		9.31E-06	455	0.065	812	0.02	3.39	0.089	0.611
			1		3		0			3					3			2	-2	0		*6.91E-06*	*455*	*0.063*	*812*	*0.019*	*3.54*	*0.09*	*0.624*
			1	0	3		0			3					3				-2	0		9.76E-06	455	0.063	812	0.019	3.51	0.089	0.606
			1		3		0			3		0			3			2	-2			1.09E-05	455	0.063	811	0.019	3.41	0.086	0.618
			1		3		0			3					3		2		-2	0		*1.10E-05*	*455*	*0.063*	*812*	*0.019*	*3.44*	*0.087*	*0.611*
			1		3		0				2				3			2	-2	0		1.11E-05	455	0.063	812	0.018	3.56	0.086	0.589
			1		3		0				2				3			2	-2			1.22E-05	455	0.063	811	0.018	3.6	0.087	0.577
			1		3		0		2						3			2	-2	0		1.26E-05	455	0.063	812	0.02	3.35	0.088	0.629
			1		3		0					0			3			2	-2	0		8.59E-06	455	0.062	812	0.018	3.53	0.085	0.62
			1		3		0					0			3			2	-2			1.20E-05	455	0.062	811	0.019	3.42	0.086	0.617
			1		3		0				2	0			3			2	-2			1.21E-05	455	0.062	811	0.019	3.43	0.086	0.619
	0		1		3		0				2				3			2	-2			7.93E-06	455	0.061	811	0.016	3.95	0.088	0.562
	0		1		3		0								3			2	-2			1.09E-05	455	0.061	811	0.017	3.85	0.09	0.56
	0		1		3		0			3					3			2	-2			5.00E-06	455	0.06	811	0.015	4.11	0.087	0.576
			1	0	3		0				2				3			2	-2			1.31E-05	455	0.06	811	0.017	3.66	0.085	0.586
	0		1		3		0					0			3			2	-2			*6.53E-06*	*455*	*0.059*	*811*	*0.016*	*3.85*	*0.085*	*0.593*
	0		1	0	3		0								3			2	-2			9.63E-06	455	0.058	811	0.015	4.03	0.085	0.565

Table 7 Two variants of the female MI "at risk" haplotypes

DG13S1103	DG00AAFQR	SNP13B_R1028729	SNP13B_Y1323898	SNP13B_K912392	DG00AAFIV	D13S289	DG13S166	DG00AAFJT	DG00AAHII	DG00AAHID	DG00AAHIJ	DG00AAHIH	DG00AAHIE	B_SNP_302524	B_SNP_302617	DG00AAHIG	DG00AAHIF	DG00AAHOI	D13S1238	DG13S2605	DG13S163	p-val	N_aff	aff.frq	N_ctrl	ctrl.frq	rel_risk	PAR	Info
female MI																													
	0		1		3		0			3					3			2	-2			6.38E-06	454	0.059	809	0.015	4.05	0.086	0.577
			1		3		0											2	-2			2.74E-05	447	0.106	809	0.048	2.33	0.116	0.623

P-val: p-value for the association. **N_aff:** Number of patients used in the analysis.**Aff. frq**: haplotype frequency in patients. **N_ctrl**: number of controls used in the analysis.**Ctrl.frq:** Haplotype frequency in controls. **Rel_risk**: Relative risk of the haplotype. **PAR**: population attributable risk. **Info:** information content.

Table 8 The frequencies of the female MI "at risk" haplotypes in male patients vs controls.

	DG13S1103	DG00AAFQR	SNP13B_R1028729	SNP13B_Y1323898	SNP13B_K912392	DG00AAFIV	D13S289	DG13S166	DG00AAFJT	DG00AAHII	DG00AAHID	DG00AAHIJ	DG00AAHIH	DG00AAHIE	B_SNP_302524	B_SNP_302617	DG00AAHIG	DG00AAHIF	DG00AAHOI	D13S1238	DG13S2605	DG13S163	p-val	N_aff	aff.frq	N_ctrl	ctrl.frq	rel_risk	PAR	info	
male MI																															
		0		1	3	0					3					3			2	-2			3.37E-01	1087	0.027	809	0.021	1.32	0.013	0.577	
				1	3	0													2	-2			5.39E-01	1067	0.056	809	0.05	1.13	0.013	0.568	

P-val: p-value for the association. **N_aff:** Number of patients used in the analysis. **Aff. frq**: haplotype frequency in patients. **N_ctrl**: number of controls used in the analysis. **Ctrl.frq**: Haplotype frequency in controls. **Rel_risk**: Relative risk of the haplotype. **PAR**: population attributable risk. **Info:** information content

Table 9. The selected SNP haplotypes and the corresponding p-values, relative risk (RR), number of patients (#aff), allelic frequency in patients (aff.frq.), carrier frequency in patients (carr.frq.),number of controls (#con), allelic frequency in controls (con.frq.), population attributable risk (PAR). The patients used for this analysis were all unrelated within 4 meioses.

	p-val	RR	#aff	aff.frq.	carr.frq.	#con	con.frq.	PAR	DG00AAFIU	SG13S25	DG00AAJFF	DG00AAHII	DG00AAHID	B_SNP_310657	SG13S30	SG13S32	SG13S42	SG13S35
B4	4.80E-05	2.08	903	0.106	0.2	619	0.054	0.11		2		2			2		0	
B5	2.40E-05	2.2	910	0.101	0.19	623	0.049	0.11	3	2		2			2		0	
B6	1.80E-06	2.22	913	0.131	0.24	623	0.063	0.14	3	2	2	2				0		2
A4	5.10E-06	1.81	919	0.159	0.29	623	0.095	0.14		2			3	2		0		
A5	2.60E-06	1.91	920	0.15	0.28	624	0.085	0.14	3	2			3	2		0		

EXAMPLE 2 RELATIONSHIP BETWEEN MUTATION IN 5-LO PROMOTER AND MI

A family of mutations in the G-C rich transcription factor binding region of the 5-LO gene has previously been identified. These mutations consist of deletion of one, deletion of two, or addition of one zinc finger (Sp1/Egr-1) binding sites in the region 176 to 147 bp upstream from the ATG translation start site where there are normally 5 Sp1 binding motifs in tandem. These naturally occurring mutations in the human 5-LO gene promoter have been shown to modify transcription factor binding and reporter gene transcription. The capacity of the mutant forms of DNA to promote transcription of CAT reporter constructs have been shown to be significantly less than that of the wild type DNA (*J. Clin. Invest.* Volume 99, Number 5, March 1997, 1130-1137).

To test whether 5-LO is associated with the atherosclerotic diseases, particularly myocardial infarction (MI) in the human population, this promoter polymorphism, consisting of variable number of tandem Sp1/Egr-1 binding sites, was genotyped in 1112 MI patients, 748 patients with PAOD, and 541 stroke patients.

The results, shown in Table 10, demonstrate that the wild type allele (which represents the allele with the most active promoter and thus with the highest expression of the 5-LO mRNA) is significantly associated with MI (RR=1.2, $p<0.05$). The results are consistent with a disease hypothesis that increased expression of the 5-LO plays a role in the pathogenesis of MI.

Table 10

	N_aff	Frq_aff	N_ctrl	Frq_ctrl	Risk Ratio	P-value
MI patients	1112	0.8701	734	0.8501	1.1803	0.048
Independent	969	0.8720	734	0.8501	1.2013	0.037
Males	646	0.8740	734	0.8501	1.2232	0.039
Females	465	0.8645	734	0.8501	1.1249	0.180
Age of onset < 60	522	0.8745	734	0.8501	1.2286	0.046
Males	353	0.8768	734	0.8501	1.2542	0.053
Females	169	0.8698	734	0.8501	1.1779	0.202

EXAMPLE 3: ELEVATED LTE4 BIOSYNTHESIS IN INDIVIDUALS WITH THE FLAP MI-RISK HAPLOTYPE

Based on the known function of the end products of the leukotriene pathway and based on our 5-LO association data, the association of the FLAP haplotype with MI is best explained by increased expression and/or increased function of the FLAP gene. In other words, those individuals that have a "at risk" FLAP haplotype have either, or both, increased amount of FLAP, or more active FLAP. This would lead to increased production of leukotrienes in these individuals.

To demonstrate this theory, LTE4, a downstream leukotriene metabolite, was measured in patient serum samples. A quantitative determination of LTE4 in human serum was performed by liquid chromatography coupled with tandem mass spectrometry. The protocol was performed as follows:

ANALYTICAL METHOD

Table P1 (Protocol 1): List of Abbreviations

CAN	Acetonitrile
IS	Internal standard
LC-MS/MS	Liquid chromatography tandem mass spectrometry
LOQ	Limit of quantification
QCs	Quality controls
R^2	Coefficient of determination
SS	Spiking solution

Apparatus and conditions

Table P2 Analytical apparatus and conditions

Instruments / Conditions	Details
Analytical column	Zorbax extend C_{18}, 3.5µm (50 x 2.1 mm)
Column temperature	Ambient
Pump and flow	Hewlett Packard Series 1100 Binary pump delivering 0.3 ml/min
Mobile phase	A: Buffer: Acetonitrile:H_2O (5:95 % v/v). (Containing 10 mM Ammonium Acetate and 0.1% Acetic acid at pH 4.6). B: Buffer: Acetonitrile:H_2O (95:5 % v/v). (Containing 10 mM Ammonium Acetate and 0.1% Acetic acid at pH 4.6).
Gradient	Time %A %B Flow rate 0.00 30 70 0.3 ml/min 1.00 30 70 0.3 ml/min 1.50 90 10 0.3 ml/min 6.00 90 10 0.3 ml/min 6.50 30 70 0.3 ml/min 10.00 30 70 0.3 ml/min
Sample injection	HTC PAL autosampler 10 µl onto the HPLC column
Mass Spectrometric system	Quattro Ultima™ Tandem MS/MS, Micromass. England.
Recording and integration	Mass Lynx, version 3.5. All chromatograms and reports are printed out in hardcopy and stored in electronic form on the workstation hard disk drive. Recording time was 10 min.
Retentions times	LTE_4 ~ 3.05 min. LTE_4-d_3 ~ 3.05 min.
Ionization mode	Electrospray atmospheric pressure in negative ion mode

Scan mode	Multiple reaction monitoring (MRM)		
	Compound	Parent ion	Daughter ion
	LTE_4	438.2	333.2
	LTE_4-d_3	441.2	336.2

Other instruments

Table P3 The apparatus used for sample treatment and measurements

Apparatus	Brand	Type
Pipette	Eppendorf	Edos 5221
Pipette	Labsystems	Finnpipette 200 µl
Centrifuge	Eppendorf	5417C
Evaporation unit	Porvair	Ultravap
Vibrofix	Ika-Werk Thermolyne	VF-1 Maxi-mix III™, 65800
Balance	Sartorius	LA 120 S
Ultra sonic bath	Cole Parmer	8891

Materials

Table P4 Reagents for sample treatment and measurements

Reagent	Manufacturer	Quality	Art no.
Acetonitrile (ACN)	Rathburn	HPLC grade	RH 1016
Methanol	Rathburn	HPLC grade	RH 1019
Ammonium acetate	Merck	Pro analysis	1116

Table P5 Reference substances

	Details	Reference
Reference standards	Leukotrine E_4 from Cayman Chemical, MI, USA	20410
Internal standards	Leukotriene E_4-20, 20,20-d_3 from Biomol, PA, USA	S10120

Stock solutions

A stock solution of LTE_4 was prepared by the supplier at a concentration of 100μg/ml in methanol. The stock solution was diluted to a concentration of 20μg/ml in methanol and this working solution (WS-1) was kept refrigerated at 2-8°C.

An internal standard stock solution (LTE_4-d_3) was prepared by the supplier at concentration of 49.5μg/ml. The stock solution was diluted to a concentration of 1μg/ml in methanol and this working solution was kept refrigerated at 2-8°C.

Preparation of spiking solutions, calibration standards and quality control samples

Spiking solutions (SS) in the concentration range of 1 ng/ml to 10000 ng/ml were prepared by dilution of the working Solution.

The following spiking solutions were prepared:

Table P6 Spiking solutions for calibration standards

SS	Concentration (ng/ml)	Preparation
1	10000	500μl of WS-1 (20μg/ml) diluted to 1.0 ml with 70% MeOH/water
2	1000	100μl of SS-1 was diluted to 1.0 ml with 70% MeOH/water
3	100	100μl of SS-2 was diluted to 1.0 ml with 70% MeOH/water
4	30	300μl of SS-3 was diluted to 1.0 ml with 70% MeOH/water
5	20	200μl of SS-3 was diluted to 1.0 ml with 70% MeOH/water

6	16	160μl of SS-3 was diluted to 1.0 ml with 70% MeOH/water
7	12	120μl of SS-3 was diluted to 1.0 ml with 70% MeOH/water
8	8.0	400μl of SS-5 was diluted to 1.0 ml with 70% MeOH/water
9	4.0	200μl of SS-5 was diluted to 1.0 ml with 70% MeOH/water
10	2.0	100μl of SS-5 was diluted to 1.0 ml with 70% MeOH/water
11	1.4	175μl of SS-8 was diluted to 1.0 ml with 70% MeOH/water
12	1.0	125μl of SS-8 was diluted to 1.0 ml with 70% MeOH/water

Table P7 Spiking solutions for quality controls

SS	Concentration (ng/ml)	Preparation
13	14	140μl of SS-3 was diluted to 1.0 ml with 70% MeOH/water
14	6.0	300μl of SS-5 was diluted to 1.0 ml with 70% MeOH/water
15	2.4	120μl of SS-5 was diluted to 1.0 ml with 70% MeOH/water

After preparation, spiking solutions for calibration standards and quality controls were kept refrigerated at 2-8°C.

Preparation of calibration standards and quality controls

Fresh calibration standards and quality controls (QCs) were prepared each day by spiking blank plasma as described in Tables P8 and P9, respectively.

Table P8 Preparation of calibration standards

Concentration (ng/ml)	SS (µl)	Blank Plasma
1500	20 µl of the SS-4 (30ng/ml)	380 µl
1000	20 µl of the SS-5 (20ng/ml)	380 µl
800	20 µl of the SS-6 (16ng/ml)	380 µl
600	20 µl of the SS-7 (12ng/ml)	380 µl
400	20 µl of the SS-8 (8ng/ml)	380 µl
200	20 µl of the SS-9 (4.0ng/ml)	380 µl
100	20 µl of the SS-10 (2.0ng/ml)	380 µl
70	20µl of the SS-11 (1.4ng/ml)	380 µl
50	20µl of the SS-12 (1.0ng/ml)	380 µl

Table P9 Preparation of quality controls

Concentration (ng/ml)	SS (µl)	Blank Plasma
800	20 µl of the SS-13 (14ng/ml)	380 µl
40	20µl of the SS-14 (6.0ng/ml)	380 µl
8.0	20µl of the SS-15 (2.4ng/ml)	380 µl

Sample preparation

Aliquots of 400 μl of each study sample, calibration standards, QC samples and control blank are pipetted into an eppendorf vial. All samples apart from blank are then spiked with 20 µl of internal standard working solution and the samples are then vortex-mixed for few seconds. The pH of the plasma samples is adjusted to pH 4.5 using 60 μl of 10% acetic acid and centrifuged for 10 min. at 4100 rpm immediately before the extraction. The solid phase extraction 96-well plate is

conditioned with 1 ml methanol and 1 ml water. Then 400μl of the plasma samples are loaded on the plate. Vacuum is applied, followed by drying the disk for 1 min. After being washed with 2ml water and 1 ml 30% methanol in 2% acetic acid. Next the plate is eluted with 0.6 ml methanol. The plate is then dried for few minutes. The methanol eluate is evaporated almost to dryness under a stream of nitrogen at 45°C. The residue is reconstituted in 30 µl mobile phase and vortex-mixed for few min. Subsequently, the solutions are centrifuged for 10 min at 10.000 rpm. and 10 µl are injected by the autosampler into the LC-MS/MS system for quantification.

PERFORMANCE OF MEASUREMENTS

The samples will be prepared and measured in batches and a typical batch will consist of:

One set of calibration standards, one extra lowest calibration standard and one blank.
Samples collected from a 16 individuals and one set of control samples (C_L, C_M, C_H)
Samples collected from a 17 individuals and one set of control samples (C_L, C_M, C_H)

QUANTITATIVE DETERMINATION OF ANALYTE IN PLASMA SAMPLES

The standard curve is calculated from the peak area ratios ANALYTE/INTERNAL STANDARD of the calibration standards and their nominal ANALYTE concentrations. The unknown samples for LTE_4 were calculated from a quadratic regression equation where a weighted curve, $1/X^2$, is used. The measured peak area of the samples was converted into pictogram of ANALYTE per milliliter (pg/ml) of plasma according to the calculated equation for the standard curve.

The calculation of the regression for the standard curve and the calculations of the concentration of the unknown samples and the control samples are performed with MassLynx Software.

ACCEPTANCE CRITERIA

Calibration standards

The coefficient of determination (R^2) for the calibration curve must exceed 0.98.

The calibration curve included the concentration range from 50pg/ml – 1500pg/ml.

Concentration of the calibration standards must be within ±25% of their nominal value when recalculated from the regression equation. Calibration standards that fail these criteria (at most 3 in each run) are rejected and the calibration performed again with the remaining standards. If the standard curve is not accepted, the samples must be reanalyzed.

Control samples

At least two thirds of the analysed quality controls must be within ±25% of their nominal value when calculated from regression equation. If more than a third of the controls fail, the samples must be reanalyzed.

RESULTS

Table 11 (below) shows that the female MI "at risk" haplotype is more significantly associated with female MI patients who have high LTE4 levels (top 50th percentile), than with female MI patients who have low levels of LTE4 (bottom 50th percentile).

In addition, haplotype analysis, comparing female MI patients with high levels of LTE4 with female patients with low levels, showed that those with high levels had increased prevalence of the "at risk" haplotype by 1.6 fold (see Table 12). The results show clearly that the "at risk" haplotypes are enriched in the MI patient group that has high levels of LTE4. The carrier frequency of the "at risk" haplotypes are 12% and 20%, respectively, in the whole female MI group, but go up to 15% and 24%, respectively, in the female MI group that has high levels of LTE4. Correspondingly, the carrier frequency of the "at risk" haplotypes decrease to 8% and 18%,

respectively, in the group of female MI that has low levels of LTE4 (Note carrier frequencies are twice the disease allele frequency times 1 minus the disease allele frequency plus the square of the disease allele frequency).

Note that LTE4 may simply reflect the leukotriene synthesis rate of the leukotriene synthetic pathway upstream of the key leukotriene metabolite involved in MI risk. For example, leukotriene B4 is probably more likely than leukotriene E4 to be involved in the inflammatory aspects of MI plaques but since B4 has a short half life, it is difficult to measure reliably in serum samples, while E4 has long term stability.

Table 11 Association of the at risk haplotypes for female MI, with female MI who also have high levels of LTE4 (>50pg/ml (roughly the upper 50th percentile). Less significant association between the at risk haplotype for female MI, with female MI who also have low levels of LTE4 (<50pg/ml).

	DG13S1103	DG00AAFQR	SNP13B_R1028729	SNP13B_Y1323898	SNP13B_K912392	DG00AAFIV	D13S289	DG13S166	DG00AAFJT	DG00AAHII	DG00AAHID	DG00AAHIJ	DG00AAHIH	DG00AAHIE	B_SNP_302524	B_SNP_302617	DG00AAHIG	DG00AAHIF	DG00AAHOI	D13S1238	DG13S2605	DG13S163	p-val	N_aff	aff.frq	N_ctrl	ctrl.frq	rel_risk	PAR	info	
High LTE4																															
		0		1		3		0			3					3			2	-2			3.72E-06	221	0.075	809	0.014	5.51	0.115	0.565	
				1		3		0											2	-2			2.30E-05	220	0.122	809	0.046	2.89	0.154	0.608	
Low LTE4																															
		0		1		3		0			3					3			2	-2			4.65E-02	185	0.04	809	0.015	2.67	0.048	0.511	
				1		3		0											2	-2			2.88E-02	182	0.087	809	0.048	1.89	0.08	0.622	

P-val: p-value for the association. **N_aff:** Number of patients used in the analysis.**Aff. frq**: haplotype frequency in patients. **N_ctrl**: number of controls used in the analysis.**Ctrl.frq:** Haplotype frequency in controls. **Rel_risk**: Relative risk of the haplotype. **PAR**: population attributable risk. **Info:** information content.

Table 12 Association between haplotypes that are most significantly associated with female MI, and serum LTE4 levels. Here, the group of affected individuals are defined as female MI patients with high serum LTE4 (higher than 50 pg/ml) and the control group is defined as female MI patients with low serum LTE4 (below 50 pg/ml)

	DG13S1103	DG00AAFQR	SNP13B_R1028729	SNP13B_Y1323898	SNP13B_K912392	DG00AAFIV	D13S289	DG13S166	DG00AAFJT	DG00AAHII	DG00AAHID	DG00AAHIJ	DG00AAHIH	DG00AAHIE	B_SNP_302524	B_SNP_302617	DG00AAHIG	DG00AAHIF	DG00AAHOI	D13S1238	DG13S2605	DG13S163	p-val	N_aff	aff.frq	N_ctrl	ctrl.frq	rel_risk	PAR	info	
	High vs low LTE4																														
		0		1		3		0			3					3			2	-2			1.61E-01	221	0.084	185	0.054	1.61	0.063	0.689	
				1		3		0											2	-2			1.20E-01	220	0.13	182	0.088	1.54	0.089	0.686	

P-val: p-value for the association. **N_aff:** Number of patients used in the analysis.**Aff. frq**: haplotype frequency in patients. **N_ctrl**: number of controls used in the analysis.**Ctrl.frq:** Haplotype frequency in controls. **Rel_risk**: Relative risk of the haplotype. **PAR**: *population attributable risk.* **Info:** *information content.*

EXAMPLE 4 ELEVATED LTE4 CORRELATED WITH ELEVATED C-REACTIVE PROTEIN (CRP)

The relationship between the increased production of leukotrienes and the inflammatory marker CRP, a well established risk factor for MI, was then explored. As shown in FIG. 9, a significant positive correlation was found between serum LTE4 levels and serum CRP levels.

EXAMPLE 5: ASSESSMENT OF LEVEL OF CRP IN PATIENTS WITH AT-RISK HAPLOTYPE

The level of CRP in female patients with female MI at-risk haplotypes was assessed, in order to demonstrate the presence of a raised level of inflammatory marker in the presence of the female MI at-risk haplotype. Results are shown in Table 13. The average CRP was elevated in those patients with the at-risk haplotype versus those without it.

Table 13

All female patients affecteds:	With haplotype.	no 155	Mean CRP 4.91	SE CRP 8.7
	Not with haplotype.	218	4.35	6.13

EXAMPLE 6: ELEVATED SERUM LTE4 LEVELS IN MI PATIENTS VERSUS CONTROLS

The end products of the leukotriene pathway are potent inflammatory lipid mediators that can potentially contribute to development of atherosclerosis and destabilization of atherosclerotic plaques through lipid oxidation and/or proinflammatory effects. Examples one through five show that: 1) MI correlates with genetic variation at FLAP; 2) MI correlates with high expression promoter polymorphism at 5-LO; 3) C-reactive protein levels correlate with serum leukotriene E4; and 4) Patients with MI-risk FLAP haplotypes have higher levels of serum leukotriene E4 and CRP. Based on these data, it was hypothesized that serum leukotriene E4 levels correlate with MI risk.

To test this hypothesis, LTE4, a downstream leukotriene metabolite, was measured in 488 female MI patient and 164 control serum samples. The LTE4 levels for the patients was higher than that for the controls using a one-sided Wilcoxon rank-sum test. The p-value of the difference was 0.0092 thus confirming our hypothesis. Therefore, elevated leukotriene E4 represents a risk factor for MI. Serum or plasma LTE4 levels may be used to profile the MI risk for individuals to aid in deciding which treatment and lifestyle management plan is best for primary or secondary MI prevention. In the same way other leukotriene metabolites may be used to risk profile for MI.

SUMMARY

In summary, it has been found that: MI correlates with genetic variation at FLAP; MI correlates with high expression promoter polymorphism at 5-LO; patients with female MI at-risk FLAP haplotypes have higher levels of serum LTE4; LTE4 levels correlate with CRP levels in serum; and patients with MI at-risk FLAP haplotypes have elevated CRP.

Taken together, these results show that increased leukotriene synthesis is a risk factor for MI, especially but not only in females, and that this risk is driven in part by variants in FLAP and 5-LO genes and are captured in part by measurement of levels of serum LTE4 and CRP.

MARKERS UTILIZED HEREIN

Table 14: Position (Mb) of microsatellite markers sequence assembly (SA5), primers and size of the markers.

mb	Marker	Forward	Reverse	size
25.092042	DG13S2101	ACGGTGATGACGCCTACATT (SEQ ID NO: 4)	TCACATGGACCAATTACCTAGAA(SEQ ID NO: 5)	188
25.092042	DG13S48	CAAATTTCAGATGTGCCAACC (SEQ ID NO: 6)	ACGGTGATGACGCCTACATT(SEQ ID NO: 7)	214
25.396504	D13S1304	ACCAGCCTTTGCTTAGGA(SEQ ID NO: 8)	ACATTCTAGTGCTACAGGGTACTC(SEQ ID NO: 9)	133
25.396535	DG13S2105	TGTTCTGCACACGAACATTCT(SEQ ID NO: 10)	TCCTGAGTCCTCTCCACCTG(SEQ ID NO: 11)	104
25.445511	DG13S2106	TGGGAATTAATGAAGAACAACAAA(SEQ ID NO: 12)	CATGTTTCGAAGAACTCAAGAGG(SEQ ID NO: 13)	428
25.544920	D13S1254	AAATTACTTCATCTTGACGATAACA(SEQ ID NO: 14)	CTATTGGGGACTGCAGAGAG (SEQ ID NO: 15)	218
25.544925	DG13S2107	GGGACTGCAGAGAGCAGAAG (SEQ ID NO: 16)	CAAGAAGGGAAATTCCTACGC (SEQ ID NO: 17)	95
25.565956	DG13S55	AGCCAGTGTCCACAAGGAAG (SEQ ID NO: 18)	GAGGGTGAGACACATCTCTGG (SEQ ID NO: 19)	283
25.605793	DG13S54	AATCGTGCCTCAGTTCCATC (SEQ ID NO: 20)	CCACCAGGAACAACACACAC (SEQ ID NO: 21)	156
25.619693	D13S625	TTGCTCTCCAGCCTGGGC (SEQ ID NO: 22)	TTCCTCTGGCTGCCTGCG (SEQ ID NO: 23)	185
25.687422	DG13S1479	TTTGATTCCGTGGTCCATTA (SEQ ID NO: 24)	TTATTTGGTCGGTGCACCTTT (SEQ ID NO.25)	339
25.749344	DG13S1440	GGTAGGTTGAAATGGGCTAACA (SEQ ID NO: 26)	TCATGACAAGGTGTTGGATTT (SEQ ID NO: 27)	153

25.901212	DG13S1890	CCTCCTCTGCCATGAAGCTA (SEQ ID NO: 28)	CTATTTGGTCTGCGGGTTGT (SEQ ID NO: 29)	418
25.928081	DG13S1879	TTTGAGCCCAGATCTAAGCAA (SEQ ID NO: 30)	AAATGTTAATGTCACCGACAAA (SEQ ID NO: 31)	443
25.932609	DG13S1540	TACTGGGTTATCGCCTGACC (SEQ ID NO: 32)	CCAATGGACCTCTTGGACAT (SEQ ID NO: 33)	152
25.946743	DG13S1889	TTTGAATGTTCATATATTTGTGGTG (SEQ ID NO: 34)	CCCTCGTAATGAAACCTATTTGA (SEQ ID NO: 35)	222
25.948679	DG13S59	TTTCGGCACAGTCCTCAATA (SEQ ID NO: 36)	CAGGGTGTGGTGACAT (SEQ ID NO: 37)	228
25.952347	DG13S1894	TGTTTCTTTCTTTCTCTCTCTCTTTC (SEQ ID NO: 38)	AAATGAGTTCAATGAGTTGTGGTT (SEQ ID NO: 39)	209
25.988360	DG13S1545	CAGAGAGGAACAGGCAGAGG (SEQ ID NO: 40)	AGTGGCTGGGAAGCCTTATT (SEQ ID NO:41)	394
26.071866	DG13S1524	AGGTGAGAGAACAAACCTGTCTT (SEQ ID NO: 42)	GCCTTCCTTCTAAGGCCAAC (SEQ ID NO: 43)	115
26.183492	DG13S1491	TGTTATACATTTCAATTTCACCTCA (SEQ ID NO: 44)	GTACTCCAGCCGGGCAAC (SEQ ID NO: 45)	286
26.236289	DG13S62	TTGTTCAGTGCTCTATAGTTACAAAGT (SEQ ID NO: 46)	GGTCACAAAGCTATGCGATTA (SEQ ID NO: 47)	158
26.273463	D13S1244	TCAACAAGTGGATTAAGAAACTGTG (SEQ ID NO: 48)	CTGTTTATGGCTGAGAAGTATGC (SEQ ID NO:49)	86
26.286935	DG13S64	TAGCAGGGTGCAGTCTA (SEQ ID NO:50)	ACCATACCACCACCACCATC (SEQ ID NO: 51)	247
26.314501	D13S243	ACTGTACTTCTGCCTGGGC (SEQ ID NO: 52)	TTTTGTAATGCCTCAACCATG (SEQ ID NO: 53)	147
26.327184	DG13S1529	CTGTAGACTTTATCCCTGACTTACTG (SEQ ID NO: 54)	CAATGAATGATGAAGATTCCACTC (SEQ ID NO: 55)	132
26.338767	DG13S1908	TGACACCATGTCTTACTGTTTGC (SEQ ID NO: 56)	GAGGATACAATGAGAACCAAATCTC (SEQ ID NO: 57)	224
26.388034	DG13S1546	CCACAGAATGCTCCAAAGGT (SEQ ID NO: 58)	GAGTTCAAGTGATGGATGACGA (SEQ ID NO.59)	357
26.435811	DG13S1444	CAGATAGATGAATAGGTGGATGGA (SEQ ID NO: 60)	CACTGTTCCAAGTGCTTTGC (SEQ ID NO: 61)	193
26.486657	DG13S1458	GCAGGGCAAACTGCCTTAT (SEQ ID NO:62)	TTTGGTGAAATGTCTGTTTATGG (SEQ ID NO: 63)	402
26.504545	D13S252	CTCAACCTGGCTTCTACT (SEQ ID NO: 64)	TACTCCTTAATAAACTCCCC (SEQ ID NO: 65)	338
26.508231	DG13S66	TATGCGTTGTGTGTGTG (SEQ ID NO:66)	GGGCCTTAGATTCTTGTAGTGG (SEQ ID NO: 67)	217
27.115120	DG13S1554	CTCGCATCTCGCTTCTCACT (SEQ ID NO: 68)	CTCAAGGGTCCAGTGGTTTG (SEQ ID NO: 69)	420
27.140675	DG13S1907	TGTCCAGACTGCCTCCTACA (SEQ ID NO:70)	TGCAACACCTGGTTCACAAT (SEQ ID NO: 71)	131
27.145842	D13S802	CACAGTGAGACTCTATCTCAAAAA (SEQ ID NO: 72)	TCAGACTGGCTTAGACTGTGG (SEQ ID NO: 73)	150
27.240616	DG13S1892	AAATTCCAAAGGCCAGGTG (SEQ ID NO: 74)	CCATACAGTTTCCTAGGTTCTGG (SEQ ID NO: 75)	373
27.253452	DG13S1849	CACCTGGCCAAATGTTTGTT (SEQ ID NO: 76)	TGCTTGAATCCAGAGACTGC (SEQ ID NO: 77)	190
27.273860	DG13S68	TTTGCGAGTCCTTGTGGAGT (SEQ ID NO: 78)	ACAGTCCGCTCCCTCCTAAT (SEQ ID NO: 79)	238
27.280461	DG13S69	ATGCTTGGCCCTCAGTTT (SEQ ID NO: 80)	TTGGCAACCCAAGCTAATATG (SEQ ID NO:81)	296

27.483799	D13S1250	CTCCACAGTGACAGTGAGG (SEQ ID NO:82)	GAGAGGTTCCCAATCCC (SEQ ID NO: 83)	160
27.610406	D13S1448	CATCAACCTCCCCACCAC (SEQ ID NO: 84)	TATTTTTTCAGTCCCACAGTTAGC (SEQ ID NO:85)	227
27.615814	DG13S574	CAGCTCCTGGCCATATTTCT (SEQ ID NO: 86)	GAGCCATTTCTCTGGGTCTG (SEQ ID NO:87)	153
27.641211	DG13S73	GGTCCGTGTCAACCCTTAGA (SEQ ID NO: 88)	CAGGTTGATGGGAGGGAAA (SEQ ID NO: 89)	198
27.661507	DG13S1532	CGGGAAATGACAGTGAGACC (SEQ ID NO: 90)	TGCCTAGATTCTCCCGTAAG (SEQ ID NO: 91)	163
27.705347	D13S1242	GTGCCCAGCCAGATTC (SEQ ID NO: 92)	GCCCCCAGTCAGGTTT (SEQ ID NO: 93)	198
27.883872	DG13S576	TTTCTCTCTCCACGGAATGAA (SEQ ID NO:94)	AACCCATTCTCACAGGGTGTA (SEQ ID NO: 95)	199
27.897365	DG13S1917	AGGAGTGTGGCAGCTTTGAG (SEQ ID NO: 96)	TGGATTCCCGTGAGTACCAG (SEQ ID NO: 97)	165
27.932154	D13S217	ATGCTGGGATCACAGGC (SEQ ID NO: 98)	AACCTGGTGGACTTTTGCT (SEQ ID NO: 99)	170
28.080632	DG13S581	AGCATTTCCAATGGTGCTTT (SEQ ID NO: 100)	CATGTTGATATGCCTGAAGGA (SEQ ID NO:101)	367
28.165348	DG13S1471	CACTGTCTGCTGCCACTCAT (SEQ ID NO:102)	AGAGATTATGTGATGTACCCTCTCTAT(SEQ ID NO:103)	267
28.303252	DG13S583	CAAGCCTGGGACACAGAAAT (SEQ ID NO: 104)	TTTGCAGACACCACAACACA (SEQ ID NO: 105)	264
28.303256	D13S120	ATGACCTAGAAATGATACTGGC (SEQ ID NO: 106)	CAGACACCACAACACACATT (SEQ ID NO: 107)	175
28.385566	D13S1486	TGGTTTAAAAACCTCATGCC (SEQ ID NO: 108)	ATCCCAAACTCTGTACTTATGTAGG (SEQ ID NO: 109)	151
28.415530	DG13S1024	TTTGCACATACACATAAGCGAAC (SEQ ID NO: 110)	CACAAATCCCGTGCACTAAA (SEQ ID NO: 111)	139
28.415530	DG13S1510	ATTCCTGGGCTCATGGTACA (SEQ ID NO: 112)	TGCCGTCATCTGCTTTAGAA (SEQ ID NO: 113)	390
28.430308	DG13S1495	CCTTGGCTGTTGTGACTGGT (SEQ ID NO:114)	CACTCAGGTGGGAGGATCAC (SEQ ID NO: 115)	285
28.517541	DG13S1482	GCTGTTTCCTTGGCTTCTTCT (SEQ ID NO: 116)	CCCATACTTGAGATGACCATGA (SEQ ID NO: 117)	291
28.551060	DG13S1845	CACTTTGCCAGTAGCCTTGA (SEQ ID NO:118)	TTGGGAAAGTTAACCCAGAGA (SEQ ID NO: 119)	284
28.634903	DG13S1030	TTTGGGAAGAGCCATGAGAC (SEQ ID NO: 120)	CTCTGGGCATTGGAGGATTA (SEQ ID NO: 121)	354
28.634903	DG13S1467	TTTGGGAAGAGCCATGAGAC (SEQ ID NO: 122)	AATGCCCATGTGCACTGTAG (SEQ ID NO: 123)	231
28.686607	DG13S584	GGGAGACAAGTCAGGTGAGG (SEQ ID NO: 124)	CTGAGTATGGAGTCTTCATCATTATC (SEQ ID NO: 125)	151
28.794032	DG13S1519	TCGTCTCGAAGAAAGAAAGAAGA (SEQ ID NO:126)	CACCATGGGTTAATTGCACA (SEQ ID NO: 127)	286
28.876156	DG13S77	TGACGTGGGTTCAGGTTGTA (SEQ ID NO: 128)	AGTGCATTGGTGCCTTCTCT (SEQ ID NO: 129)	220
28.970723	DG13S586	GGACTGCCAATTCTACAGCA (SEQ ID NO: 130)	TTTCCATGGGAAATTTGGTC (SEQ ID NO: 131)	151
28.975641	DG13S79	TGCTACTAGATTTGACCAACCA (SEQ ID NO: 132)	GACTTGTAAAGGATTTAGTGATTTCG (SEQ ID NO: 133)	128
29.059394	DG13S80	GTGGAAGGCCTCTCTTG (SEQ ID NO: 134)	TGCTTCTTGAGGGAAAGCAT (SEQ ID NO: 135)	233

29.126152	DG13S82	CACGTGGTTCACCTCTCTAGG (SEQ ID NO: 136)	TTGGCCACTTATTTGTG (SEQ ID NO: 137)	302
29.154691	D13S1299	CGATGAGTGACAGGGCT (SEQ ID NO: 138)	CCTCGTGGGTGGAATAA (SEQ ID NO: 139)	225
29.154737	DG13S85	TTGGCCATTAGCAATTAGCA (SEQ ID NO: 140)	CGTGGGTGGAATAAATCAGG (SEQ ID NO: 141)	153
29.158462	D13S629	GTTGAGGCAAGAGAATCACT (SEQ ID NO: 142)	GCACATTTACACCAGGGTG (SEQ ID NO.143)	145
29.224060	DG13S1934	CCTTCAGAGGATTTCCCTTTC (SEQ ID NO: 144)	CTGGTTTGACTCCAGCTTCA (SEQ ID NO: 145)	431
29.245462	DG13S1098	TGTTCAAACCTAAGGTGCTTCA (SEQ ID NO: 146)	GAAACAACAACAACAACAACAACA CA (SEQ ID NO: 147)	416
29.259840	DG13S1104	CCTGGCACGGAATAGACACT (SEQ ID NO: 148)	GGCCTCCTTTGCTCTGAAG (SEQ ID NO: 149)	378
29.294436	DG13S1097	CATCCCTGTGGCTGATTAAGA (SEQ ID NO: 150)	AACAGTTCCAGCCCGTTCTA (SEQ ID NO: 151)	162
29.309700	DG13S1110	TTTCAAAGGAATATCCAAGTGC (SEQ ID NO: 152)	TGGCGTACCATATAAACAGTTC TC (SEQ ID NO: 153)	265
29.309909	DG13S86	TTTCAAAGGAATATCCAAGTGC (SEQ ID NO: 154)	AAACGTGACACTTCCACACA (SEQ ID NO: 155)	177
29.359961	DG13S87	TTCAATGAAGGTGCCGAAGT (SEQ ID NO: 156)	TGTCTATCCCAAAGCAA (SEQ ID NO: 157)	218
29.522443	DG13S1111	GCAAGACTCTGTTGAAGAAGAAG A (SEQ ID NO: 158)	TCCCTCTGTTTGAGTTTCTCG (SEQ ID NO: 159)	110
29.574665	DG13S1101	AGGCACAGTCGCTCATGTC (SEQ ID NO: 160)	AAACTTTAGCTAATGGTGGTCA AA (SEQ ID NO. 161)	333
29.622755	DG13S1106	TGTGATTCCAGGGAGCTATCA (SEQ ID NO. 162)	TAGGTGTGTGGAGGACAGCA (SEQ ID NO. 163)	416
29.658910	DG13S172	CCAGTTTCAGTTAGCCAAGTCTG (SEQ ID NO: 164)	GAGAGGGAATGAATGCAGGA (SEQ ID NO: 165)	267
29.665709	D13S1246	GAGCATGTGTGACTTTCATATTC AG(SEQ ID NO: 166)	AGTGGCTATTCATTGCTACAGG (SEQ ID NO: 167)	177
29.672561	*DG13S1103*	TTGCTGGATGCTGGTTTCTA(SEQ ID NO: 168)	AAAGAGAGAGAGAAAGAGAAA GAAAGA(SEQ ID NO: 169)	264
29.825975	D13S289	CTGGTTGAGCGGCATT(SEQ ID NO: 170)	TGCAGCCTGGATGACA(SEQ ID NO: 171)	260
29.826631	*DG13S166*	CCTATGGAAGCATAGGGAAGAA(SEQ ID NO: 172)	CCCACTTCTGAGTCTCCTGAT(SEQ ID NO: 173)	395
29.906689	DG13S164	GGGATGCAGAAAGGATGTGT(SE Q ID NO: 174)	AAGAATGCTGGCCAACGTAA(S EQ ID NO: 177)	218
29.906700	D13S1238	CTCTCAGCAGGCATCCA(SEQ ID NO: 178)	GCCAACGTAATTGACACCA(SE Q ID NO:179)	129
30.031378	D13S290	CCTTAGGCCCCATAATCT(SEQ ID NO: 180)	CAAATTCCTCAATTGCAAAAT(S EQ ID NO:181)	176
30.086303	D13S1229	GGTCATTCAGGGAGCCATTC(SE Q ID NO: 182)	CCATTATATTTCACCAAGAGGC TGC(SEQ ID NO: 183)	119
30.192847	DG13S1460	TGCCTGGTCATCTACCCATT(SEQ ID NO: 184)	TCTACTGCAGCGCTGATCTT(S EQ ID NO: 185)	264
30.217670	DG13S1933	CATTTATGAATGGAGGTGAAGC(S EQ ID NO: 186)	ATGGGAGCTCAAAGGGAAAT(S EQ ID NO: 187)	186
30.303213	DG13S1448	CAGCAGGAAGATGGACAGGT(SE Q ID NO: 188)	CACACTGCATCACACATACCC(SEQ ID NO: 189)	136
30.317871	*D13S1287*	TATGCCAGTATGCCTGCT(SEQ ID NO: 190)	GTCACATCAGTCCATTTGC(SE Q ID NO: 191)	232

30.342102	*DG13S1061*	CCAAAGCAAGTAACCTCCTCA(SEQ ID NO: 192)	AAACAATCACTGCCCTCTGG(SEQ ID NO. 193)	227
30.571837	DG13S1904	TGATGAAATTGCCTAGTGATGC(SEQ ID NO: 194)	GGATCCAATCGTACGCTACC(SEQ ID NO. 195)	136
30.643438	DG13S882	CGAATGGGTGACTAACAGCA(SEQ ID NO: 196)	CTGGAGTGCAGGGACATGA(SEQ ID NO: 197)	378
30.665937	DG13S295	AAAGAAATATTCCAAGAAGAAAGAAA(SEQ ID NO: 198)	TTGCACAACTTTGTGTAGAGCAT(SEQ ID NO: 199)	279
30.674468	D13S1226	GGGTATGTCTTTATTCTCGGCAGTA(SEQ ID NO: 200)	GTGCATTCACAGACCAGTCATT(SEQ ID NO: 201)	219
30.690959	DG13S293	GGGCTTGAAGGCACTAAATGT(SEQ ID NO: 202)	CCAAGCAGTAATTCCTTCCTCA(SEQ ID NO:203)	313
30.712468	DG13S1490	ACCTAAACACCACGGACTGG(SEQ ID NO: 204)	CAGGTATCGACATTCTTCCAAA(SEQ ID NO: 205)	418
30.824483	DG13S93	TGGGAAGCCAGTAAAGTAGGAA(SEQ ID NO: 206)	AAAGAGACTCCACACATCCATTT(SEQ ID NO: 207)	190
30.824859	DG13S94	AGGGCTATTCCTCAAGGTGTT(SEQ ID NO: 208)	TGCTAACACTACCCTCGCAAT(SEQ ID NO: 209)	332
30.928429	DG13S1534	GGGCAGGAATCTCTGAAGTG (SEQ ID NO: 210)	CTCCACTGAGAAGCCAAGGA(SEQ ID NO. 211)	382
30.940369	DG13S95	AGGCCAAGCTGGTCCATAG(SEQ ID NO: 212)	TCTCTCAAAGCCTCGCTCTC(SEQ ID NO: 213)	126
30.970238	DG13S96	CCTTTGAGGCTGGATCTGTT(SEQ ID NO: 214)	TTTCCTTATCATTCATTCCCTCA(SEQ ID NO: 215)	218
31.038874	D13S260	AGATATTGTCTCCGTTCCATGA(SEQ ID NO: 216)	CCCAGATATAAGGACCTGGCTA(SEQ ID NO: 217)	163
31.092294	DG13S17	TTTAAGCCCTGTGGAATGTATTT(SEQ ID NO: 218)	GACATTGCAGGTCAAGTAGGG(SEQ ID NO: 219)	157
31.207844	DG13S306	TGCATAAGGCTGGAGACAGA(SEQ ID NO: 220)	CACAGCAGATGGGAGCAAA(SEQ ID NO:221)	158
31.260521	DG13S18	GTGCATGTGCATACCAGACC(SEQ ID NO: 222)	GGCAAGATGACCTCTGGAAA(SEQ ID NO: 223)	319
31.299720	DG13S1905	GTCCACTGCAGCACACAGAG(SEQ ID NO: 224)	GCACTGGTAGATACATGCTAACG(SEQ ID NO: 225)	383
31.353230	DG13S307	GGGTATCTTGGCCAGGTGT(SEQ ID NO: 226)	TGGCTAAGCACAATCCCTTT(SEQ ID NO: 227)	403
31.355135	DG13S1062	TTTGTGTTCCAGGTGAGAATTG(SEQ ID NO: 228)	GAACCATATCCCAAGGCACT(SEQ ID NO: 229)	120
31.414329	DG13S1874	AACCCAAATCAACAAACCAGA(SEQ ID NO: 230)	AATGAATTCTGGGTCACATGC(SEQ ID NO: 231)	404
31.429562	DG13S1093	TTGTTCCCACATTCATTCTACA(SEQ ID NO: 232)	TTAAACTCGTGGCAAAGACG(SEQ ID NO: 233)	273
31.626502	DG13S1059	CACCATGCCTGGCTCTTT(SEQ ID NO: 234)	AACTTCTCCAGTTGTGTGGTTG(SEQ ID NO: 235)	330
31.723749	DG13S1086	AGCTGAGCTCATGCCACT(SEQ ID NO: 236)	CAAGACCTTGTGCATTTGGA(SEQ ID NO: 237)	155
31.746074	DG13S1515	AGCCAGACATGGTAGTGTGC(SEQ ID NO: 238)	GCAATAACTCACACATCAGCAA(SEQ ID NO:239)	417
31.855732	D13S171	CCTACCATTGACACTCTCAG(SEQ ID NO: 240)	TAGGGCCATCCATTCT(SEQ ID NO: 241)	231
31.917332	DG13S1092	ACCAAGATATGAAGGCCAAA(SEQ ID NO: 242)	CCTCCAGCTAGAACAATGTGAA(SEQ ID NO: 243)	176
32.002852	DG13S1449	TGTCCATAGCTGTAGCCCTGT(SEQ ID NO: 244)	CTCAATGGGCATCTTTAGGC(SEQ ID NO: 245)	279

32.072957	DG13S1489	TGTAATTCAACGACTGGTGTCC(SEQ ID NO: 246)	AGCTTCTGATGGTTGCTGGT(SEQ ID NO: 247)	130
32.083989	DG13S312	CAAACAAACAAACAAGCAAACC(SEQ ID NO: 248)	TGGACGTTTCTTTCAGTGAGG(SEQ ID NO: 249)	349
32.125177	DG13S1511	TGATAACTTACCAGCATGTGAGC(SEQ ID NO: 250)	TCACCTCACCTAAGGATCTGC(SEQ ID NO: 251)	314
32.183547	DG13S314	CATGCAATTGCCCAATAGAG(SEQ ID NO: 252)	TTGGGCTTGTCTACCTAGTTCA(SEQ ID NO: 253)	335
32.195358	DG13S1090	TGGGTTCCTCATACTGGAGTG(SEQ ID NO: 254)	GCCTGAGCTCCAAGCTCTTT(SEQ ID NO: 255)	169
32.251038	DG13S1071	GCTGCACGTATTTGTTGGTG(SEQ ID NO: 256)	AAACAGCAGAAATGGGAACC(SEQ ID NO: 257)	239
32.356895	DG13S1068	CCGTGGGCTATCAATTTCTG(SEQ ID NO: 258)	AAGATGCAATCTGGTTTCCAA(SEQ ID NO: 259)	238
32.373040	DG13S1077	CCCAAGACTGAGGAGGTCAA(SEQ ID NO: 260)	GCTGACGGAGAGGAAAGAGA(SEQ ID NO: 261)	374
32.422780	DG13S1906	TGACAAGGGTGTGGTTATGG (SEQ ID NO: 262)	CCGCACTTTCTCTTCTGGAC (SEQ ID NO:263)	425
32.511590	DG13S316	TGAGAAGCCTGGGCATTAAG (SEQ ID NO: 264)	ACAAGCTCATCCAGGGAAAG (SEQ ID NO: 265)	243
32.610517	DG13S317	TTGGAAAGGAAGAAAGGAAGG (SEQ ID NO: 266)	TTGAAACCTAAATGCCACCTG (SEQ ID NO:267)	215
32.610713	D13S1493	ACCTGTTGTATGGCAGCAGT (SEQ ID NO: 268)	GGTTGACTCTTTCCCCAACT (SEQ ID NO: 269)	248
32.789894	DG13S1558	AGAGCTGATCTGGCCGAAG (SEQ ID NO:270)	GGTGGACACAGAATCCACACT (SEQ ID NO: 271)	399
32.865950	D13S267	GGCCTGAAAGGTATCCTC (SEQ ID NO:272)	TCCCACCATAAGCACAAG (SEQ ID NO: 273)	160
32.961410	DG13S1478	TCAACCTAGGATTGGCATTACA (SEQ ID NO: 274)	TCTAGGATTTGTGCCTTTCCA (SEQ ID NO: 275)	387
33.009922	DG13S1513	GACGTCTTAGGATTGACTTCTGC (SEQ ID NO: 276)	CCAAATACACATTCTTAAAGGGAAA (SEQ ID NO: 277)	173
33.125696	DG13S1461	GACTGCAGATCGTGGGACTT (SEQ ID NO: 278)	TTCTCCAGAGAAACCAAACCA (SEQ ID NO: 279)	148
33.168468	DG13S1551	ATTCGTGCAGCTGTTTCTGC (SEQ ID NO. 280)	GCATGACATTGTAAATGGAGGA (SEQ ID NO:281)	263
33.254989	DG13S1884	GGTGGGAATGTGTGACTGAA (SEQ ID NO. 282)	CCAGGTACAACATTCTCCTGAT (SEQ ID NO:283)	123
33.340124	D13S1293	TGCAGGTGGGAGTCAA (SEQ ID NO. 284)	AAATAACAAGAAGTGACCTTCCTA (SEQ ID NO: 285)	129
33.346908	DG13S326	TGTTCTCCTCACCCTGCTCT (SEQ ID NO: 286)	TTTCAGGCTAGGAAGATCCTTT (SEQ ID NO: 287)	261
33.392629	DG13S1518	AAAGGATGCATTCGGTTAGAG (SEQ ID NO: 288)	ACTGTCCTGTGCCTGTGCTT (SEQ ID NO: 289)	375
33.405527	DG13S23	CCTGAATAGGTGGAATTAAGATCAA (SEQ ID NO: 290)	TCAAGGAGCATACACACACACA (SEQ ID NO: 291)	107
33.431536	D13S620	GTCCACCTAATGGCTCATTC (SEQ ID NO: 292)	CAAGAAGCACTCATGTTTGTG (SEQ ID NO: 293)	185
33.437092	DG13S1866	AGCCTGTGATTGGCTGAGA (SEQ ID NO: 294)	GGCTTACAGCTGCCTCCTTT (SEQ ID NO: 295)	410
33.495718	DG13S1927	CCCACAGAGCACTTTGTTAGA (SEQ ID NO: 296)	GCCTCCCTTAAGCTGTTATGC (SEQ ID NO: 297)	401
33.503440	DG13S1503	CACTCTTTACTGCCAATCACTCC (SEQ ID NO:298)	GCCGTGTGGGTGTATGAAT (SEQ ID NO: 299)	226

33.568100	DG13S332	TTGTACCAGGAACCAAAGACAA (SEQ ID NO: 300)	CACAGACAGAGGCACATTGA (SEQ ID NO: 301)	176
33.675841	DG13S333	GCTCTGGTCACTCCTGCTGT (SEQ ID NO: 302)	CATGCCTGGCTGATTGTTT (SEQ ID NO: 303)	446
33.771389	D13S220	CCAACATCGGGAACTG (SEQ ID NO: 304)	TGCATTCTTTAAGTCCATGTC (SEQ ID NO: 305)	191
33.818041	DG13S1919	CAGCAACTGACAACTCATCCA (SEQ ID NO: 306)	CCTCAATCCTCAGCTCCAAC (SEQ ID NO.307)	255
33.873614	DG13S1439	TCCTTCACAGCTTCAAACTCA (SEQ ID NO: 308)	AGTGAGAAGCTTCCATACTGGT (SEQ ID NO: 309)	239
33.906065	DG13S335	GCCAACCGTTAGACAAATGA (SEQ ID NO: 310)	CTACATGTGCACCACAACACC (SEQ ID NO: 311)	201
33.928653	DG13S340	AGTTTATTGCCGCCGAGAG (SEQ ID NO. 312)	ACCCACCACATTCACAAGC (SEQ ID NO: 313)	373
34.019455	DG13S1496	CGATTGCCATGTCTCTTTGA (SEQ ID NO: 314)	GAGATCTGGCCTGGATTTGT (SEQ ID NO: 315)	155
34.034089	DG13S342	TGAGGCCAGCCTTACCTCTAT (SEQ ID NO: 316)	CCAGACATGGTGGCTTGT (SEQ ID NO: 317)	366
34.061777	DG13S344	GAAGGAAGGAAGGGAAGGAA (SEQ ID NOv 318)	AAGGATGAGAAGAGTCCATGC (SEQ ID NO: 319)	292
34.067239	DG13S345	AAATACCCTTTGAACAGACACAC (SEQ ID NO: 320)	TAGCTGAGCATGGTGGTACG (SEQ ID NO: 321)	201
34.077874	DG13S346	AAAGACAAGACAGCAATCCAAA (SEQ ID NO: 322)	GCAGAACCCAGGCTACAGAT (SEQ ID NO. 323)	152
34.084138	DG13S347	TCATTGTCAGCACAGAATGAACT(SEQ ID NO: 324)	GGAGGGAGGGAAGAAAGAGA (SEQ ID NO: 325)	338
34.084326	D13S624	GCAACACAGTGAAAGCCCA(SEQ ID NO: 326)	ACAGGAGCATGCCACCATG(SEQ ID NO: 327)	191
34.156075	DG13S339	GGGAAGAGGAGATTGACTTGTT(SEQ ID NO: 328)	GGAACACCATCATTCCAACC(SEQ ID NO: 329)	232
34.192478	DG13S1926	TACAAGCTCCACCGTCCTTC(SEQ ID NO: 330)	TGAGTTGCTGCCTCTTCAAA(SEQ ID NO: 331)	261
34.220227	DG13S1469	TGCTAATGGGCCAAGGAATA(SEQ ID NO: 332)	GCTAAATGTCCTCATGAATAGCC(SEQ ID NO: 333)	382
34.301448	DG13S351	TGTCCTGCAGACAGATGGTC(SEQ ID NO: 334)	CCTCCGGAGTAGCTGGATTA(SEQ ID NO: 335)	294
34.387883	DG13S26	GAGACTGGCCCTCATTCTTG(SEQ ID NO: 336)	AAGAAGCCAGAGACAAAGAAATACA(SEQ ID NO: 337)	330
34.535441	DG13S30	CATCTATCTTTGGATTCAGTGGTG(SEQ ID NO: 338)	TGCTCCCAACATCTTACCAG(SEQ ID NO: 339)	388
34.565594	DG13S1435	TGTCCTCTGGTCATTTCTATGGT(SEQ ID NO: 340)	CATGAATGAGAAGTGATGAATGG (SEQ ID NO: 341)	235
34.659858	DG13S1446	AACACGGGAAATTCCAACAG(SEQ ID NO: 342)	TGAAGAACTGAAATTGCCAGTAA(SEQ ID NO: 343)	379
34.712260	DG13S356	CAGACACTGTAAACTGGCTTCG(SEQ ID NO: 344)	GCCACATTGCTATCAGCGTA(SEQ ID NO: 345)	212
34.738756	DG13S357	TGTCATAGGCTTGCGGTATTT(SEQ ID NO: 346)	TTGGTAGGGTCCTTTCCTTT(SEQ ID NO: 347)	202
34.770571	DG13S1032	GCCTGCTCACTGTTGTTTGA(SEQ ID NO: 348)	CGGTTATCAGAGACTGGTGGT(SEQ ID NO: 349)	211
34.799679	DG13S1557	GGCTTATTTCATGTACGGCTA(SEQ ID NO: 350)	GGTTAAACTCTACTTAGTCCTGATGC(SEQ ID NO: 351)	158
34.882934	DG13S1925	GAACTCTGCAGGCACCTCTT(SEQ ID NO: 352)	CCTGAAGCGCTTGTACTGAA(SEQ ID NO: 353)	456

34.932690	DG13S1484	TGTTGCGTACTCAGCCCATA (SEQ ID NO:354)	GACAGGTGTCAAACGGGTCT(SEQ ID NO: 355)	246
34.942547	DG13S360	TTGGCTTCTCGCTCTTTCTT(SEQ ID NO: 356)	AGCCATCAGTCACATGCAAA (SEQ ID NO: 357)	350
34.998979	DG13S1522	AGATCTCCAGGGCAGAGGAC(SEQ ID NO: 358)	CCTTCCTCCCTCCTTCTCTC(SEQ ID NO: 359)	355
35.074962	DG13S1517	CGTCATTGATCCCAATCATCT(SEQ ID NO: 360)	GGCTGATAGCCTCCCTTGTA (SEQ ID NO:361)	235
35.074962	DG13S1521	GAGAGAGAGCAGCTTGCATGT(SEQ ID NO:362)	GGCTGATAGCCTCCCTTGTA(SEQ ID NO:363)	172
35.126882	DG13S364	ACCTTTCAAGCTTCCGGTTT(SEQ ID NO: 364)	TTCCATCCGTCCATCTATCC(SEQ ID NO: 365)	172
35.328663	DG13S1036	TTAAAGTCACTTGTCTGTGGTCA(SEQ ID NO: 366)	TTTGTAGGAATCAAGTCAAATAATGTA(SEQ ID NO: 367)	216
35.335364	DG13S367	CAAACATCACACTGGGCAAA(SEQ ID NO: 368)	TGCTTTGGAATCTTTCTTGCT(SEQ ID NO: 369)	301
35.371957	DG13S1901	CTGCCAGGATGTCAGCATT(SEQ ID NO: 370)	TCCACACTTTCTCATCACCTAAA(SEQ ID NO: 371)	440
35.420295	DG13S1037	CTTTCGGAAGCTTGAGCCTA(SEQ ID NO: 372)	CCCAAGACCACTGCCATATT(SEQ ID NO: 373)	269
35.425841	DG13S1854	TGACAGGTTTGGGTATATTGGA(SEQ ID NO: 374)	TGCTTAATGTAGTGGCAGCA(SEQ ID NO: 375)	124
35.506053	DG13S1038	TCCTGCCTTTGTGAATTCCT(SEQ ID NO: 376)	GTTGAATGAGGTGGGCATTA(SEQ ID NO: 377)	334
35.547210	DG13S1039	CCATTTAATCCTCCAGCCATT(SEQ ID NO: 378)	GCTCCACCTTGTTACCCTGA(SEQ ID NO: 379)	167
35.609252	DG13S1840	ACAACCCTGGAATCTGGACT(SEQ ID NO: 380)	GAAGGAAAGGAAAGGAAAGAAA(SEQ ID NO: 381)	217
35.619286	DG13S369	TGACAAGACTGAAACTTCATCAG(SEQ ID NO: 382)	GATGCTTGCTTTGGGAGGTA(SEQ ID NO: 383)	257
35.627911	D13S305	TTGAGGACCTGTCGTTACG (SEQ ID NO: 384)	TTATAGAGCAGTTAAGGCACA (SEQ ID NO: 385)	394
35.656659	DG13S375	TGAGGGTGGTAAGCCCTTATT(SEQ ID NO: 386)	GGAGTTGTGGCCTCTCTCTCT(SEQ ID NO: 387)	192
35.760368	D13S219	AAGCAAATATGCAAAATTGC(SEQ ID NO: 388)	TCCTTCTGTTTCTTGACTTAACA (SEQ ID NO: 389)	125
35.825852	DG13S378	TGCTAAGAGGGCAGATCTCA(SEQ ID NO: 390)	GGCTCATAGCCAATTTCTCC (SEQ ID NO: 391)	324
35.832127	DG13S32	CGGCATTCTCAATAACCTCAA (SEQ ID NO: 392)	TCTTTGATGAGGATCAATTAGTGG (SEQ ID NO: 393)	214
35.872936	DG13S1549	ACGCACACACACACACACAC (SEQ ID NO: 394)	TGCCTCTGTAATCCTGTGTAGC (SEQ ID NO:395)	260
35.912321	DG13S1473	GCTCTAAGGTGGGTCCCAATA (SEQ ID NO:396)	GGGAATGACAAGATCAGTTTACC (SEQ ID NO: 397)	163

All references cited herein are incorporated by reference in their entirety. While this invention has been particularly shown and described with references to preferred embodiments thereof, it will be understood by those skilled in the art that various changes in form and details may be made

therein without departing from the scope of the invention encompassed by the appended claims.

CLAIMS

What is claimed is:

1. Use of a leukotriene synthesis inhibitor for the manufacture of a medicament for treatment for myocardial infarction or susceptibility to myocardial infarction in an individual.

2. The use of Claim 1, wherein the individual has at least one risk factor selected from the group consisting of: an at-risk haplotype for myocardial infarction, an at-risk haplotype in the FLAP gene, a polymorphism in a FLAP nucleic acid, and an at-risk polymorphism in the 5-LO gene promoter.

3. The use of Claim 1, wherein the individual has at least one risk factor selected from the group consisting of: diabetes; hypertension; hypercholesterolemia; elevated lp(a); obesity; and past or current smoker.

4. The use of Claim 1, wherein the individual has an elevated inflammatory marker.

5. The use of Claim 4, wherein the inflammatory marker is selected from the group consisting of: C-reactive protein (CRP), serum amyloid A, fibrinogen, a leukotriene, a leukotriene metabolite, interleukin-6, tissue necrosis factor-alpha, a soluble vascular cell adhesion molecule (sVCAM), a soluble intervascular adhesion molecule (sICAM), E-selectin, matrix metalloprotease type-1, matrix metalloprotease type-2, matrix metalloprotease type-3, and matrix metalloprotease type-9.

6. The use of Claim 1, wherein the individual has increased LDL cholesterol and/or decreased HDL cholesterol.

7. The use of Claim 1, wherein the individual has increased leukotriene synthesis.

8. The use of Claim 1, wherein the individual has had at least one previous myocardial infarction or ACS event, or has stable angina.

9. The use of Claim 1, wherein the individual has atherosclerosis or who requires treatment (*e.g.*, angioplasty, stents, coronary artery bypass graft) to restore blood flow in arteries.

10. The use of Claim 1, wherein the leukotriene synthesis inhibitor is selected from the group consisting of: 1-((4-chlorophenyl)methyl)-3-((1,1-dimethylethyl)thio)-alpha,alpha-dimethyl-5-(2-quinolinylmethoxy)- 1H-Indole-2-propanoic acid otherwise known as MK-0591, (R)-(+)-alpha-cyclopentyl-4-(2-quinolinylmethoxy)-Benzeneacetic acid otherwise known as BAY-x-1005, 3-(3-(1,1-dimethylethylthio-5-(quinoline-2-ylmethoxy)-1-(4-chloromethylphenyl)indole-2-yl)-2,2-dimethylpropionaldehyde oxime-0-2-acetic acid otherwise known as A-81834, optically pure enantiomers, salts, chemical derivatives, and analogues.

11. The use of Claim 1, wherein the leukotriene synthesis inhibitor is selected from the group consisting of: zileuton, atreleuton, 6-((3-fluoro-5-(tetrahydro-4-methoxy-2H-pyran-4yl)phenoxy)methyl)-1-methyl-2(1H)-quinlolinone otherwise known as ZD-2138, 1-((4-chlorophenyl)methyl)-3-((1,1dimethylethyl)thio)-alpha,alpha-dimethyl-5-(2-quinolinylmethoxy)-1H-Indole-2-propanoic acid otherwise known as MK-886, 4-(3-(4-(2-Methyl-imidazol-1-yl)-

phenylsulfanyl)-phenyl)-tetrahydro-pyran-4-carboxylic acid amide otherwise known as CJ-13610, their optically pure enantiomers, salts, chemical derivatives, and analogues.

12. The use of Claim 1, wherein the leukotriene synthesis inhibitor is a FLAP inhibitor or antagonist.

13. The use of Claim 1, wherein the leukotriene synthesis inhibitor is a 5-LO inhibitor or antagonist.

14. The use of Claim 1, wherein the leukotriene synthesis inhibitor is a leukotriene inhibitor or antagonist, or an antibody to a leukotriene.

15. The use of Claim 1, wherein the leukotriene synthesis inhibitor is a leukotriene receptor inhibitor or antagonist.

16. The use of Claim 15, wherein the leukotriene receptor inhibitor or antagonist is an agent that inhibits or antagonizes a receptor selected from the group consisting of: BLT1, BLT2, CysLTR1, and CysLTR2.

17. The use of Claim 1, wherein the leukotriene synthesis inhibitor is an inhibitor of a member of the leukotriene biosynthesis pathway.

18. The use of Claim 17, wherein the member of the leukotriene biosynthesis pathway is selected from the group consisting of: FLAP, 5-LO, LTC4S, LTA4H, and LTB4DH.

19. A method of treatment for acute coronary syndrome in an individual, comprising administering leukotriene synthesis inhibitor to the individual, in a therapeutically effective amount.

20. The method of Claim 19, wherein the acute coronary syndrome is selected from the group consisting of: unstable angina, non-ST-elevation myocardial infarction (NSTEMI) and ST-elevation myocardial infarction (STEMI).

21. The method of Claim 19, wherein the individual has at least one risk factor selected from the group consisting of: an at-risk haplotype for myocardial infarction, an at-risk haplotype in the FLAP gene, a polymorphism in a FLAP nucleic acid, and an at-risk polymorphism in the 5-LO gene promoter.

22. The method of Claim 19, wherein the individual has at least one risk factor selected from the group consisting of: diabetes; hypertension; hypercholesterolemia; elevated lp(a); obesity; and past or current smoker.

23. The method of Claim 19, wherein the individual has an elevated inflammatory marker.

24. The method of Claim 23, wherein the inflammatory marker is selected from the group consisting of: C-reactive protein (CRP), serum amyloid A, fibrinogen, a leukotriene, a leukotriene metabolite, interleukin-6, tissue necrosis factor-alpha, a soluble vascular cell adhesion molecule (sVCAM), a soluble intervascular adhesion molecule (sICAM), E-selectin, matrix metalloprotease type-1, matrix metalloprotease type-2, matrix metalloprotease type-3, and matrix metalloprotease type-9.

25. The method of Claim 19, wherein the individual has increased LDL cholesterol and/or decreased HDL cholesterol.

26. The method of Claim 19, wherein the individual has increased leukotriene synthesis.

27. The method of Claim 19, wherein the individual has had at least one previous myocardial infarction or ACS event, or has stable angina.

28. The method of Claim 19, wherein the individual has atherosclerosis or who requires treatment (*e.g.*, angioplasty, stents, coronary artery bypass graft) to restore blood flow in arteries.

29. The method of Claim 19, wherein the leukotriene synthesis inhibitor is selected from the group consisting of: 1-((4-chlorophenyl)methyl)-3-((1,1-dimethylethyl)thio)-alpha,alpha-dimethyl-5-(2-quinolinylmethoxy)- 1H-Indole-2-propanoic acid otherwise known as MK-0591, (R)-(+)-alpha-cyclopentyl-4-(2-quinolinylmethoxy)-Benzeneacetic acid otherwise known as BAY-x-1005, 3-(3-(1,1-dimethylethylthio-5-(quinoline-2-ylmethoxy)-1-(4-chloromethylphenyl)indole-2-yl)-2,2-dimethylpropionaldehyde oxime-0-2-acetic acid otherwise known as A-81834, optically pure enantiomers, salts, chemical derivatives, and analogues.

30. The method of Claim 19, wherein the leukotriene synthesis inhibitor is selected from the group consisting of: zileuton, atreleuton, 6-((3-fluoro-5-(tetrahydro-4-methoxy-2H-pyran-4yl)phenoxy)methyl)-1-methyl-2(1H)-quinlolinone otherwise known as ZD-2138, 1-((4-chlorophenyl)methyl)-3-((1,1dimethylethyl)thio)-alpha,alpha-dimethyl-5-(2-quinolinylmethoxy)-1H-Indole-2-propanoic acid otherwise known as MK-886, 4-(3-(4-(2-Methyl-imidazol-1-yl)-phenylsulfanyl)-phenyl)-tetrahydro-pyran-4-carboxylic acid amide otherwise known as CJ-13610, their optically pure enantiomers, salts, chemical derivatives, and analogues.

31. The method of Claim 19, wherein the leukotriene synthesis inhibitor is a FLAP inhibitor or antagonist.

32. The method of Claim 19, wherein the leukotriene synthesis inhibitor is a 5-LO inhibitor or antagonist.

33. The method of Claim 19, wherein the leukotriene synthesis inhibitor is a leukotriene inhibitor or antagonist, or an antibody to a leukotriene.

34. The method of Claim 19, wherein the leukotriene synthesis inhibitor is a leukotriene receptor inhibitor or antagonist.

35. The method of Claim 34, wherein the leukotriene receptor inhibitor or antagonist is an agent that inhibits or antagonizes a receptor selected from the group consisting of: BLT1, BLT2, CysLTR1, and CysLTR2.

36. The method of Claim 19, wherein the leukotriene synthesis inhibitor is an inhibitor of a member of the leukotriene biosynthesis pathway.

37. The method of Claim 36, wherein the member of the leukotriene biosynthesis pathway is selected from the group consisting of: FLAP, 5-LO, LTC4S, LTA4H, and LTB4DH.

38. A method of decreasing risk of a subsequent myocardial infarction in an individual who has had at least one myocardial infarction, comprising administering a leukotriene synthesis inhibitor to the individual, in a therapeutically effective amount.

39. The method of Claim 38, wherein the individual has at least one risk factor selected from the group consisting of: an at-risk haplotype for

myocardial infarction, an at-risk haplotype in the FLAP gene, a polymorphism in a FLAP nucleic acid, and an at-risk polymorphism in the 5-LO gene promoter.

40. The method of Claim 38, wherein the individual has at least one risk factor selected from the group consisting of: diabetes; hypertension; hypercholesterolemia; elevated lp(a); obesity; and past or current smoker.

41. The method of Claim 38, wherein the individual has an elevated inflammatory marker.

42. The method of Claim 41, wherein the inflammatory marker is selected from the group consisting of: C-reactive protein (CRP), serum amyloid A, fibrinogen, a leukotriene, a leukotriene metabolite, interleukin-6, tissue necrosis factor-alpha, a soluble vascular cell adhesion molecule (sVCAM), a soluble intervascular adhesion molecule (sICAM), E-selectin, matrix metalloprotease type-1, matrix metalloprotease type-2, matrix metalloprotease type-3, and matrix metalloprotease type-9.

43. The method of Claim 38, wherein the individual has increased LDL cholesterol and/or decreased HDL cholesterol.

44. The method of Claim 38, wherein the individual has increased leukotriene synthesis.

45. The method of Claim 38, wherein the individual has had at least one previous myocardial infarction or ACS event, or has stable angina.

46. The method of Claim 38, wherein the individual has atherosclerosis or who requires treatment (*e.g.*, angioplasty, stents, coronary artery bypass graft) to restore blood flow in arteries.

47. The method of Claim 38, wherein the leukotriene synthesis inhibitor is selected from the group consisting of: 1-((4-chlorophenyl)methyl)-3-((1,1-dimethylethyl)thio)-alpha,alpha-dimethyl-5-(2-quinolinylmethoxy)- 1H-Indole-2-propanoic acid otherwise known as MK-0591, (R)-(+)-alpha-cyclopentyl-4-(2-quinolinylmethoxy)-Benzeneacetic acid otherwise known as BAY-x-1005, 3-(3-(1,1-dimethylethylthio-5-(quinoline-2-ylmethoxy)-1-(4-chloromethylphenyl)indole-2-yl)-2,2-dimethylpropionaldehyde oxime-0-2-acetic acid otherwise known as A-81834, optically pure enantiomers, salts, chemical derivatives, and analogues.

48. The method of Claim 38, wherein the leukotriene synthesis inhibitor is selected from the group consisting of: zileuton, atreleuton, 6-((3-fluoro-5-(tetrahydro-4-methoxy-2H-pyran-4yl)phenoxy)methyl)-1-methyl-2(1H)-quinlolinone otherwise known as ZD-2138, 1-((4-chlorophenyl)methyl)-3-((1,1dimethylethyl)thio)-alpha,alpha-dimethyl-5-(2-quinolinylmethoxy)-1H-Indole-2-propanoic acid otherwise known as MK-886, 4-(3-(4-(2-Methyl-imidazol-1-yl)-phenylsulfanyl)-phenyl)-tetrahydro-pyran-4-carboxylic acid amide otherwise known as CJ-13610, their optically pure enantiomers, salts, chemical derivatives, and analogues.

49. The method of Claim 38, wherein the leukotriene synthesis inhibitor is a FLAP inhibitor or antagonist.

50. The method of Claim 38, wherein the leukotriene synthesis inhibitor is a 5-LO inhibitor or antagonist.

51. The method of Claim 38, wherein the leukotriene synthesis inhibitor is a leukotriene inhibitor or antagonist, or an antibody to a leukotriene.

52. The method of Claim 38, wherein the leukotriene synthesis inhibitor is a leukotriene receptor inhibitor or antagonist.

53. The method of Claim 52, wherein the leukotriene receptor inhibitor or antagonist is an agent that inhibits or antagonizes a receptor selected from the group consisting of: BLT1, BLT2, CysLTR1, and CysLTR2.

54. The method of Claim 38, wherein the leukotriene synthesis inhibitor is an inhibitor of a member of the leukotriene biosynthesis pathway.

55. The method of Claim 54, wherein the member of the leukotriene biosynthesis pathway is selected from the group consisting of: FLAP, 5-LO, LTC4S, LTA4H, and LTB4DH.

56. A method of treatment for atherosclerosis in an individual, comprising administering a leukotriene synthesis inhibitor to the individual, in a therapeutically effective amount.

57. The method of Claim 56, wherein the individual is concurrently treated to restore blood flow in coronary arteries.

58. The method of Claim 56, wherein the individual has at least one risk factor selected from the group consisting of: an at-risk haplotype for myocardial infarction, an at-risk haplotype in the FLAP gene, a polymorphism in a FLAP nucleic acid, and an at-risk polymorphism in the 5-LO gene promoter.

59. The method of Claim 56, wherein the individual has at least one risk factor selected from the group consisting of: diabetes; hypertension; hypercholesterolemia; elevated lp(a); obesity; and past or current smoker.

60. The method of Claim 56, wherein the individual has an elevated inflammatory marker.

61. The method of Claim 60, wherein the inflammatory marker is selected from the group consisting of: C-reactive protein (CRP), serum amyloid A, fibrinogen, a leukotriene, a leukotriene metabolite, interleukin-6, tissue necrosis factor-alpha, a soluble vascular cell adhesion molecule (sVCAM), a soluble intervascular adhesion molecule (sICAM), E-selectin, matrix metalloprotease type-1, matrix metalloprotease type-2, matrix metalloprotease type-3, and matrix metalloprotease type-9.

62. The method of Claim 56, wherein the individual has increased LDL cholesterol and/or decreased HDL cholesterol.

63. The method of Claim 56, wherein the individual has increased *leukotriene synthesis.*

64. The method of Claim 56, wherein the individual has had at least one previous myocardial infarction or ACS event, or has stable angina.

65. The method of Claim 56, wherein the individual requires treatment (*e.g.*, angioplasty, stents, coronary artery bypass graft) to restore blood flow in arteries.

66. The method of Claim 56, wherein the leukotriene synthesis inhibitor is selected from the group consisting of: 1-((4-chlorophenyl)methyl)-3-((1,1-dimethylethyl)thio)-alpha,alpha-dimethyl-5-(2-quinolinylmethoxy)- 1H-Indole-2-propanoic acid otherwise known as MK-0591, (R)-(+)-alpha-cyclopentyl-4-(2-quinolinylmethoxy)-Benzeneacetic acid otherwise known as BAY-x-1005, 3-(3-(1,1-dimethylethylthio-5-(quinoline-2-ylmethoxy)-1-(4-chloromethylphenyl)indole-2-yl)-2,2-dimethylpropionaldehyde oxime-0-2-acetic acid otherwise known as A-81834, optically pure enantiomers, salts, chemical derivatives, and analogues.

67. The method of Claim 56, wherein the leukotriene synthesis inhibitor is selected from the group consisting of: zileuton, atreleuton, 6-((3-fluoro-5-(tetrahydro-4-methoxy-2H-pyran-4yl)phenoxy)methyl)-1-methyl-2(1H)-quinlolinone otherwise known as ZD-2138, 1-((4-chlorophenyl)methyl)-3-((1,1dimethylethyl)thio)-alpha,alpha-dimethyl-5-(2-quinolinylmethoxy)-1H-Indole-2-propanoic acid otherwise known as MK-886, 4-(3-(4-(2-Methyl-imidazol-1-yl)-phenylsulfanyl)-phenyl)-tetrahydro-pyran-4-carboxylic acid amide otherwise known as CJ-13610, their optically pure enantiomers, salts, chemical derivatives, and analogues.

68. The method of Claim 56, wherein the leukotriene synthesis inhibitor is a FLAP inhibitor or antagonist.

69. The method of Claim 56, wherein the leukotriene synthesis inhibitor is a 5-LO inhibitor or antagonist.

70. The method of Claim 56, wherein the leukotriene synthesis inhibitor is a leukotriene inhibitor or antagonist, or an antibody to a leukotriene.

71. The method of Claim 56, wherein the leukotriene synthesis inhibitor is a leukotriene receptor inhibitor or antagonist.

72. The method of Claim 71, wherein the leukotriene receptor inhibitor or antagonist is an agent that inhibits or antagonizes a receptor selected from the group consisting of: BLT1, BLT2, CysLTR1, and CysLTR2.

73. The method of Claim 56, wherein the leukotriene synthesis inhibitor is an inhibitor of a member of the leukotriene biosynthesis pathway.

74. The method of Claim 73, wherein the member of the leukotriene biosynthesis pathway is selected from the group consisting of: FLAP, 5-LO, LTC4S, LTA4H, and LTB4DH.

75. A method of reducing leukotriene synthesis in an individual, comprising administering a leukotriene synthesis inhibitor to the individual, in a therapeutically effective amount.

76. The method of Claim 75, wherein the individual is concurrently treated to restore blood flow in coronary arteries.

77. The method of Claim 75, wherein the individual has at least one risk factor selected from the group consisting of: an at-risk haplotype for myocardial infarction, an at-risk haplotype in the FLAP gene, a polymorphism in a FLAP nucleic acid, and an at-risk polymorphism in the 5-LO gene promoter.

78. The method of Claim 75, wherein the individual has at least one risk factor selected from the group consisting of: diabetes; hypertension; hypercholesterolemia; elevated lp(a); obesity; and past or current smoker.

79. The method of Claim 75, wherein the individual has an elevated inflammatory marker.

80. The method of Claim 79, wherein the inflammatory marker is selected from the group consisting of: C-reactive protein (CRP), serum amyloid A, fibrinogen, a leukotriene, a leukotriene metabolite, interleukin-6, tissue necrosis factor-alpha, a soluble vascular cell adhesion molecule (sVCAM), a soluble intervascular adhesion molecule (sICAM), E-selectin, matrix metalloprotease type-1, matrix metalloprotease type-2, matrix metalloprotease type-3, and matrix metalloprotease type-9.

81. The method of Claim 75, wherein the individual has increased LDL cholesterol and/or decreased HDL cholesterol.

82. The method of Claim 75, wherein the individual has increased leukotriene synthesis.

83. The method of Claim 75, wherein the individual has had at least one previous myocardial infarction or ACS event, or has stable angina.

84. The method of Claim 75, wherein the individual has atherosclerosis or who requires treatment (*e.g.*, angioplasty, stents, coronary artery bypass graft) to restore blood flow in arteries.

85. The method of Claim 75, wherein the leukotriene synthesis inhibitor is selected from the group consisting of: 1-((4-chlorophenyl)methyl)-3-((1,1-dimethylethyl)thio)-alpha,alpha-dimethyl-5-(2-quinolinylmethoxy)- 1H-Indole-2-propanoic acid otherwise known as MK-0591, (R)-(+)-alpha-cyclopentyl-4-(2-quinolinylmethoxy)-

Benzeneacetic acid otherwise known as BAY-x-1005, 3-(3-(1,1-dimethylethylthio-5-(quinoline-2-ylmethoxy)-1-(4-chloromethylphenyl)indole-2-yl)-2,2-dimethylpropionaldehyde oxime-0-2-acetic acid otherwise known as A-81834, optically pure enantiomers, salts, chemical derivatives, and analogues.

86. The method of Claim 75, wherein the leukotriene synthesis inhibitor is selected from the group consisting of: zileuton, atreleuton, 6-((3-fluoro-5-(tetrahydro-4-methoxy-2H-pyran-4yl)phenoxy)methyl)-1-methyl-2(1H)-quinlolinone otherwise known as ZD-2138, 1-((4-chlorophenyl)methyl)-3-((1,1dimethylethyl)thio)-alpha,alpha-dimethyl-5-(2-quinolinylmethoxy)-1H-Indole-2-propanoic acid otherwise known as MK-886, 4-(3-(4-(2-Methyl-imidazol-1-yl)-phenylsulfanyl)-phenyl)-tetrahydro-pyran-4-carboxylic acid amide otherwise known as CJ-13610, their optically pure enantiomers, salts, chemical derivatives, and analogues.

87. The method of Claim 75, wherein the leukotriene synthesis inhibitor is a FLAP inhibitor or antagonist.

88. The method of Claim 75, wherein the leukotriene synthesis inhibitor is a 5-LO inhibitor or antagonist.

89. The method of Claim 75, wherein the leukotriene synthesis inhibitor is a leukotriene inhibitor or antagonist, or an antibody to a leukotriene.

90. The method of Claim 75, wherein the leukotriene synthesis inhibitor is a leukotriene receptor inhibitor or antagonist.

91. The method of Claim 90, wherein the leukotriene receptor inhibitor or antagonist is an agent that inhibits or antagonizes a receptor selected from the group consisting of: BLT1, BLT2, CysLTR1, and CysLTR2.

92. The method of Claim 75, wherein the leukotriene synthesis inhibitor is an inhibitor of a member of the leukotriene biosynthesis pathway.

93. The method of Claim 92, wherein the member of the leukotriene biosynthesis pathway is selected from the group consisting of: FLAP, 5-LO, LTC4S, LTA4H, and LTB4DH.

94. The method of any one of Claims 1-93, wherein the leukotriene synthesis inhibitor is an agent set forth in the Agent Table.

95. The method of any one of Claims 1-93, wherein the leukotriene synthesis inhibitor is an agent selected from the group consisting of: a complement of a nucleic acid encoding a member of the leukotriene pathway; a binding agent of a member of the leukotriene pathway; an agent that alters expression of a nucleic acid encoding a member of the leukotriene pathway; an agent that alters posttranslational processing of a member of the leukotriene pathway; an agent that alters activity of a polypeptide member of the leukotriene pathway; an agent that alters activity of a leukotriene; an antibody to a leukotriene; and an agent that alters interaction among two or more members of the leukotriene pathway.

96. The method of any one of Claims 1-93, wherein the leukotriene synthesis inhibitor is an agent selected from the group consisting of: a FLAP nucleic acid binding agent; a 5-lipoxygenase binding agent; a leukotriene synthetase binding agent; a FLAP nucleic acid binding agent; a 5-liopoxygenase nucleic acid binding agent; a leukotriene

synthetase nucleic acid binding agent; a peptidomimetic; a fusion protein; a prodrug; an antibody; an agent that alters FLAP nucleic acid expression; an agent that alters activity of a polypeptide encoded by a FLAP nucleic acid, a 5-lipoxygenase nucleic acid, or a leukotriene synthetase nucleic acid; an agent that alters posttranscriptional processing of a polypeptide encoded by a FLAP nucleic acid, a 5-lipoxygenase nucleic acid or a leukotriene synthetase nucleic acid; an agent that alters interaction of a FLAP nucleic acid with a FLAP nucleic acid binding agent; an agent that alters interaction of a 5-lipoxygenase nucleic acid with a 5-lipoxygenase nucleic acid binding agent; an agent that alters interaction of a leukotriene synthetase nucleic acid with a leukotriene synthetase nucleic acid binding agent; an agent that alters transcription of splicing variants encoded by a FLAP nucleic acid, a 5-lipoxygenase nucleic acid, or a leukotriene synthetase nucleic acid; and ribozymes.

97. A method of assessing an individual for an increased risk of MI, comprising assessing the level of a leukotriene metabolite in the individual, wherein an increased level of leukotriene metabolites is indicative of an increased risk of MI.

98. The method of Claim 97, wherein the leukotriene metabolite is LTE4.

99. The method of Claim 97, wherein the level of the leukotriene metabolite is measured in serum, plasma or urine.

100. A method of assessing an individual for an increased risk of ACS, comprising assessing the levels of leukotriene metabolites in the individual, wherein an increased level of leukotriene metabolites is indicative of an increased risk of ACS.

101. The method of Claim 100, wherein the leukotriene metabolite is LTE4.

102. The method of Claim 100, wherein the level of the leukotriene metabolite is measured in serum, plasma or urine.

103. A method of assessing an individual for an increased risk of atherosclerosis, comprising assessing the levels of leukotriene metabolites in the individual, wherein an increased level of leukotriene metabolites is indicative of an increased risk of atherosclerosis.

104. The method of Claim 103, wherein the leukotriene metabolite is LTE4.

105. The method of Claim 103, wherein the level of the leukotriene metabolite is measured in serum, plasma or urine.

106. A method of assessing response to treatment with a leukotriene synthesis inhibitor by an individual in a target population, comprising:

a) assessing the level of a leukotriene in the individual before treatment with a leukotriene synthesis inhibitor;

b) assessing the level of the leukotriene in the individual during or after treatment with the leukotriene synthesis inhibitor;

c) comparing the level of the leukotriene before treatment with the level of the leukotriene during or after treatment,

wherein a level of the leukotriene during or after treatment that is significantly lower than the level of the leukotriene before treatment, is indicative of efficacy of treatment with the leukotriene synthesis inhibitor.

107. The method of Claim 106, wherein the level of the leukotriene in steps (a) and (b) is assessed by measurement of the leukotriene in a sample selected from the group consisting of: serum, plasma and urine.

108. The method of Claim 106, wherein the level of the leukotriene in steps (a) and (b) is assessed by measurement of *ex vivo* production of the leukotriene in a sample from the individual.

109. A method of assessing response to treatment with a leukotriene synthesis inhibitor, by an individual in a target population, comprising:

a) assessing the level of an inflammatory marker in the individual before treatment with a leukotriene synthesis inhibitor;

b) assessing the level of the inflammatory marker in the individual during or after treatment with the leukotriene synthesis inhibitor;

c) comparing the level of the inflammatory marker before treatment with the level of the inflammatory marker during or after treatment,

wherein a level of the inflammatory marker during or after treatment that is significantly lower than the level of inflammatory marker before treatment, is indicative of efficacy of treatment with the leukotriene synthesis inhibitor.

110. The method of Claim 109, wherein the inflammatory marker is selected from the group consisting of: C-reactive protein (CRP), serum amyloid A, fibrinogen, a leukotriene, a leukotriene metabolite (*e.g.*, cysteinyl leukotriene 1), interleukin-6, tissue necrosis factor-alpha, soluble vascular cell adhesion molecules (sVCAM), soluble intervascular adhesion molecules (sICAM), E-selectin, matrix metalloprotease type-1, matrix metalloprotease type-2, matrix metalloprotease type-3, and matrix metalloprotease type-9.

111. A method of treatment for myocardial infarction or susceptibility to myocardial infarction in an individual, comprising administering a leukotriene synthesis inhibitor to the individual in need thereof, in a therapeutically effective amount.

112. The method of Claim 111, wherein the individual has at least one risk factor selected from the group consisting of: an at-risk haplotype for myocardial infarction, an at-risk haplotype in the FLAP gene, a polymorphism in a FLAP nucleic acid, and an at-risk polymorphism in the 5-LO gene promoter.

113. The method of Claim 111, wherein the individual has at least one risk factor selected from the group consisting of: diabetes; hypertension; hypercholesterolemia; elevated lp(a); obesity; and past or current smoker.

114. The method of Claim 111, wherein the individual has an elevated inflammatory marker.

115. The method of Claim 114, wherein the inflammatory marker is selected from the group consisting of: C-reactive protein (CRP), serum amyloid A, fibrinogen, a leukotriene, a leukotriene metabolite, interleukin-6, tissue necrosis factor-alpha, a soluble vascular cell adhesion molecule (sVCAM), a soluble intervascular adhesion molecule (sICAM), E-selectin, matrix metalloprotease type-1, matrix metalloprotease type-2, matrix metalloprotease type-3, and matrix metalloprotease type-9.

116. The method of Claim 111, wherein the individual has increased LDL cholesterol and/or decreased HDL cholesterol.

117. The method of Claim 111, wherein the individual has increased leukotriene synthesis.

118. The method of Claim 111, wherein the individual has had at least one previous myocardial infarction or ACS event, or has stable angina.

119. The method of Claim 111, wherein the individual has atherosclerosis or who requires treatment (*e.g.*, angioplasty, stents, coronary artery bypass graft) to restore blood flow in arteries.

120. The method of Claim 111, wherein the leukotriene synthesis inhibitor is selected from the group consisting of: 1-((4-chlorophenyl)methyl)-3-((1,1-dimethylethyl)thio)-alpha,alpha-dimethyl-5-(2-quinolinylmethoxy)- 1H-Indole-2-propanoic acid otherwise known as MK-0591, (R)-(+)-alpha-cyclopentyl-4-(2-quinolinylmethoxy)-Benzeneacetic acid otherwise known as BAY-x-1005, 3-(3-(1,1-dimethylethylthio-5-(quinoline-2-ylmethoxy)-1-(4-chloromethylphenyl)indole-2-yl)-2,2-dimethylpropionaldehyde oxime-0-2-acetic acid otherwise known as A-81834, optically pure enantiomers, salts, chemical derivatives, and analogues.

121. The method of Claim 111, wherein the leukotriene synthesis inhibitor is selected from the group consisting of: zileuton, atreleuton, 6-((3-fluoro-5-(tetrahydro-4-methoxy-2H-pyran-4yl)phenoxy)methyl)-1-methyl-2(1H)-quinlolinone otherwise known as ZD-2138, 1-((4-chlorophenyl)methyl)-3-((1,1dimethylethyl)thio)-alpha,alpha-dimethyl-5-(2-quinolinylmethoxy)-1H-Indole-2-propanoic acid otherwise known as MK-886, 4-(3-(4-(2-Methyl-imidazol-1-yl)-phenylsulfanyl)-phenyl)-tetrahydro-pyran-4-carboxylic acid amide

otherwise known as CJ-13610, their optically pure enantiomers, salts, chemical derivatives, and analogues.

122. The method of Claim 111, wherein the leukotriene synthesis inhibitor is a FLAP inhibitor or antagonist.

123. The method of Claim 111, wherein the leukotriene synthesis inhibitor is a 5-LO inhibitor or antagonist.

124. The method of Claim 111, wherein the leukotriene synthesis inhibitor is a leukotriene inhibitor or antagonist, or an antibody to a leukotriene.

125. The method of Claim 111, wherein the leukotriene synthesis inhibitor is a leukotriene receptor inhibitor or antagonist.

126. The method of Claim 125, wherein the leukotriene receptor inhibitor or antagonist is an agent that inhibits or antagonizes a receptor selected from the group consisting of: BLT1, BLT2, CysLTR1, and CysLTR2.

127. The method of Claim 111, wherein the leukotriene synthesis inhibitor is an inhibitor of a member of the leukotriene biosynthesis pathway.

128. The method of Claim 127, wherein the member of the leukotriene biosynthesis pathway is selected from the group consisting of: FLAP, 5-LO, LTC4S, LTA4H, and LTB4DH.

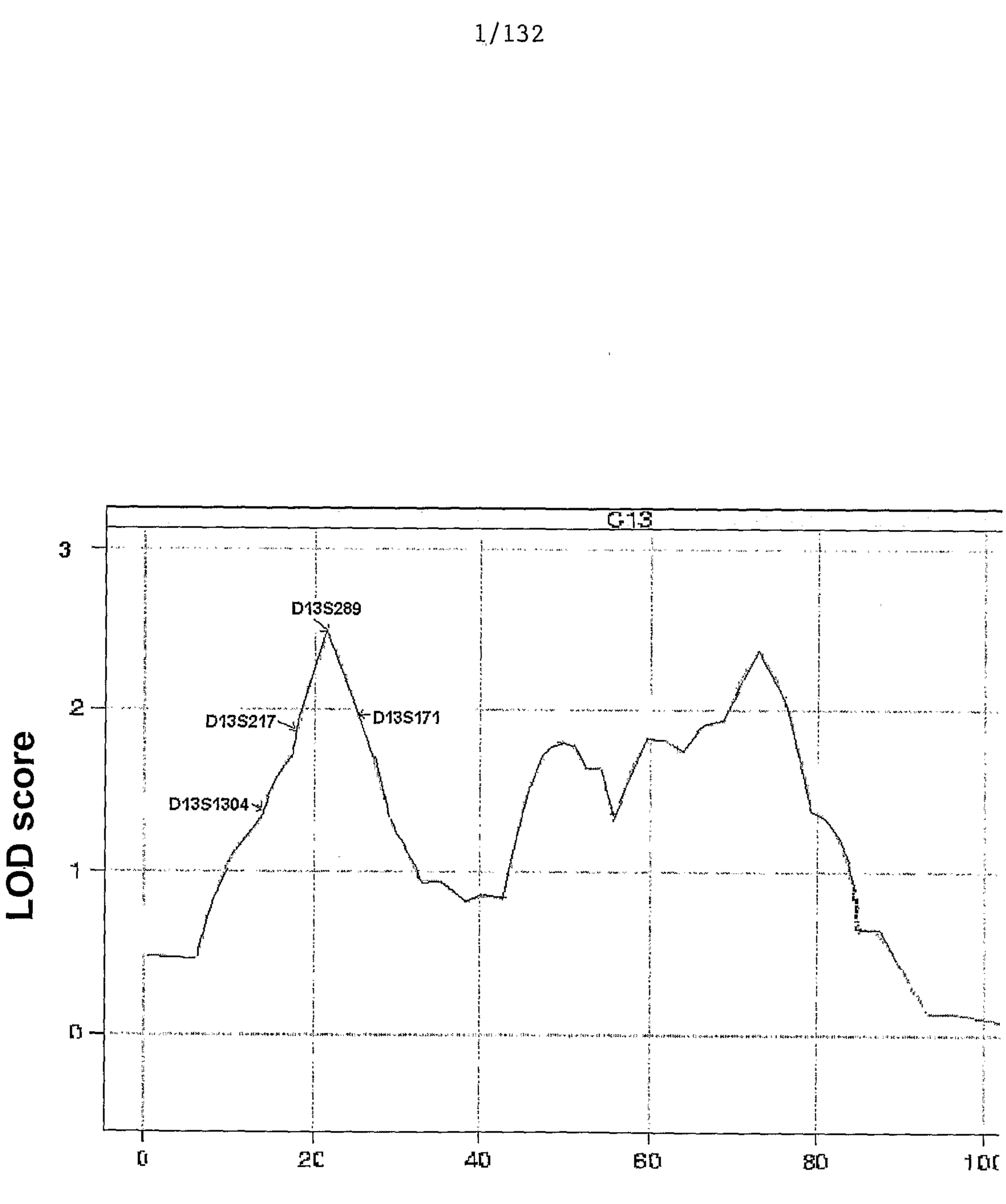
C13
3
2
1
0
LOD score
D13S289
D13S217
D13S171
D13S1304
0
20
40
60
80
100
Position (cM)

FIG. 1

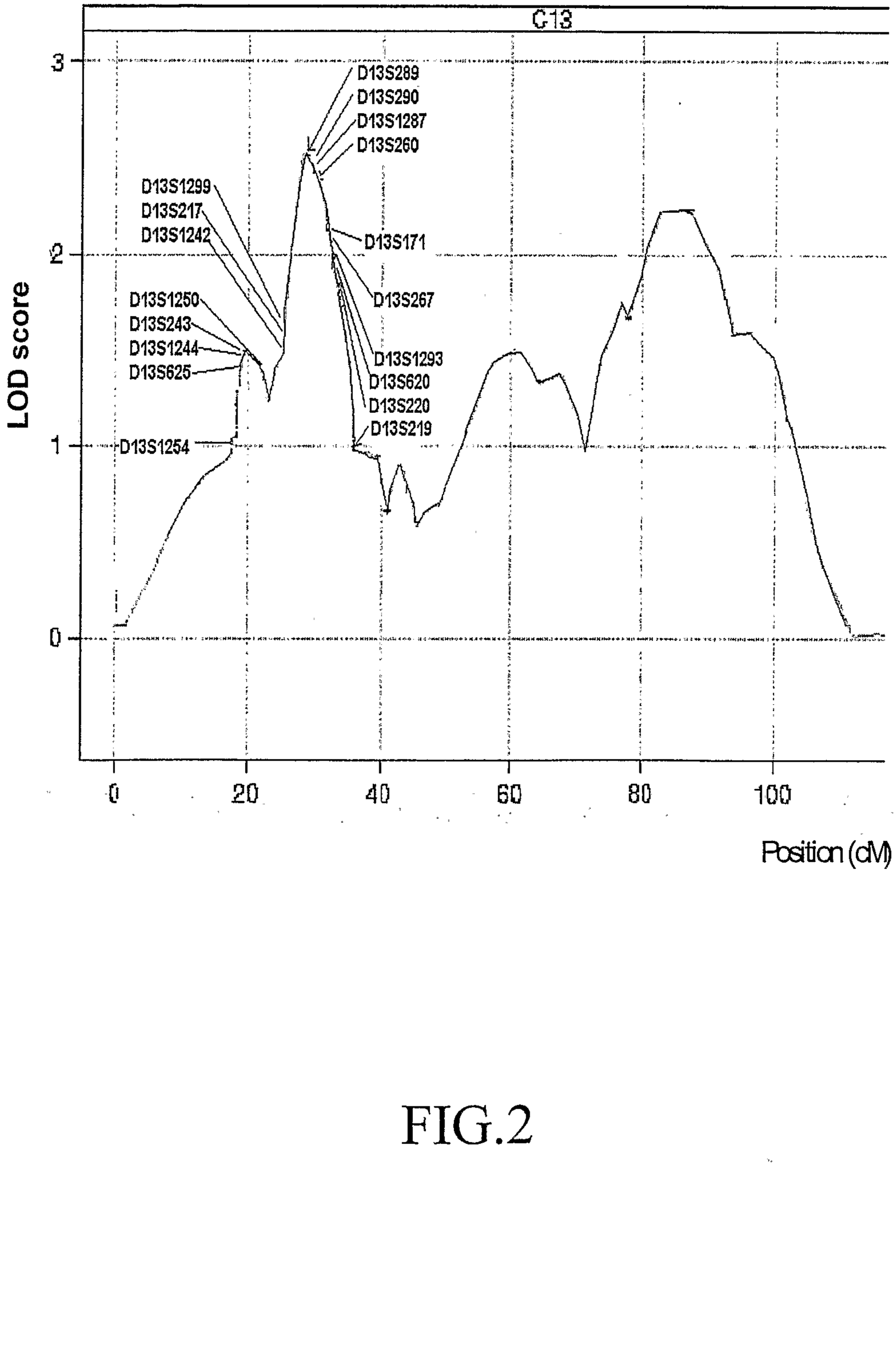
C13
LOD score
3
2
1
0
D13S289
D13S290
D13S1287
D13S260
D13S1299
D13S217
D13S1242
D13S171
D13S267
D13S1250
D13S243
D13S1244
D13S625
D13S1293
D13S620
D13S220
D13S219
D13S1254
0
20
40
60
80
100
Position (cM)

FIG.2

Location of haplotypes showing association (p value< 10^{-5}) with the disease

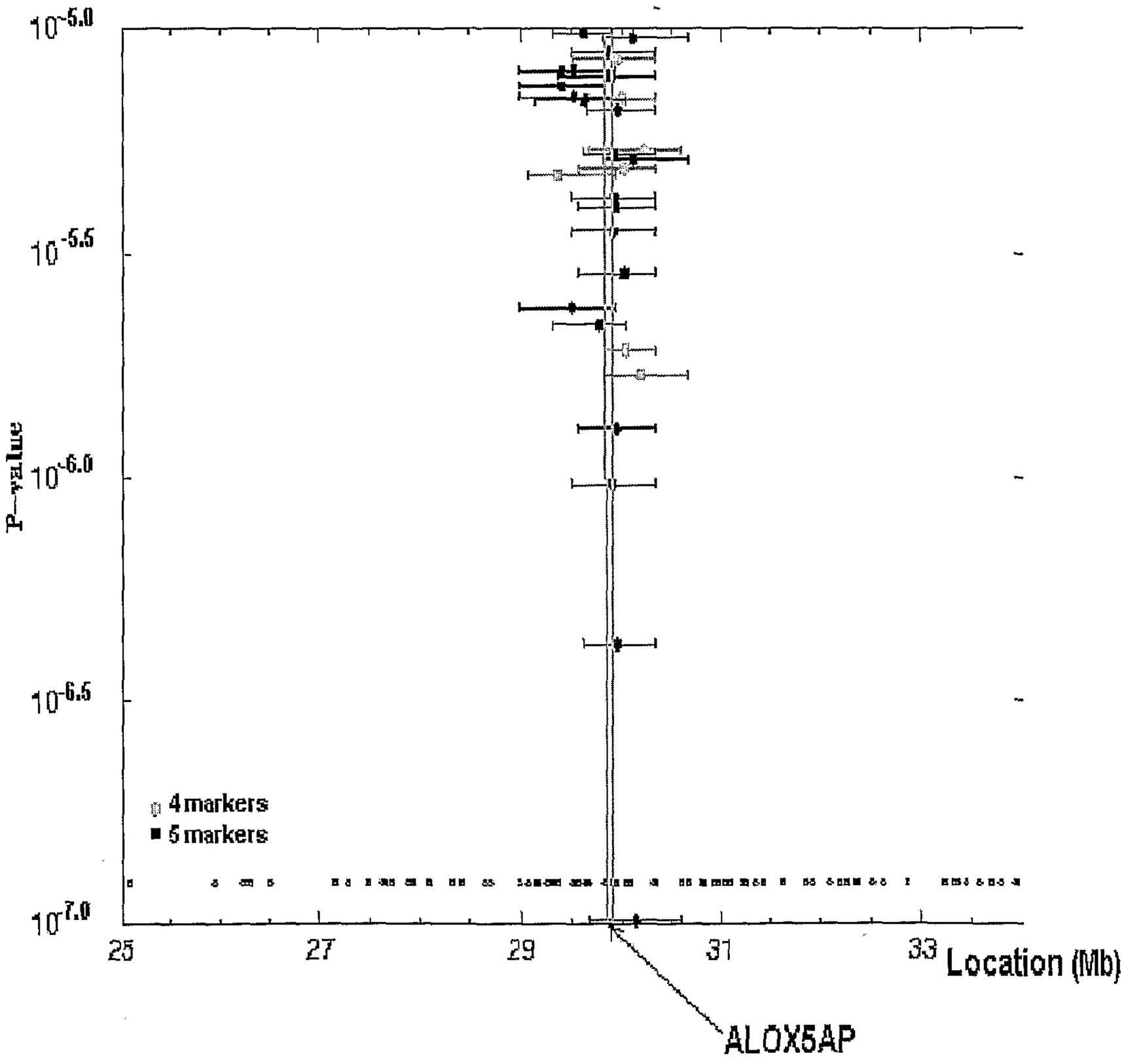

FIG. 3A

Haplotypes showing association (p value< 10^{-5}) with the disease

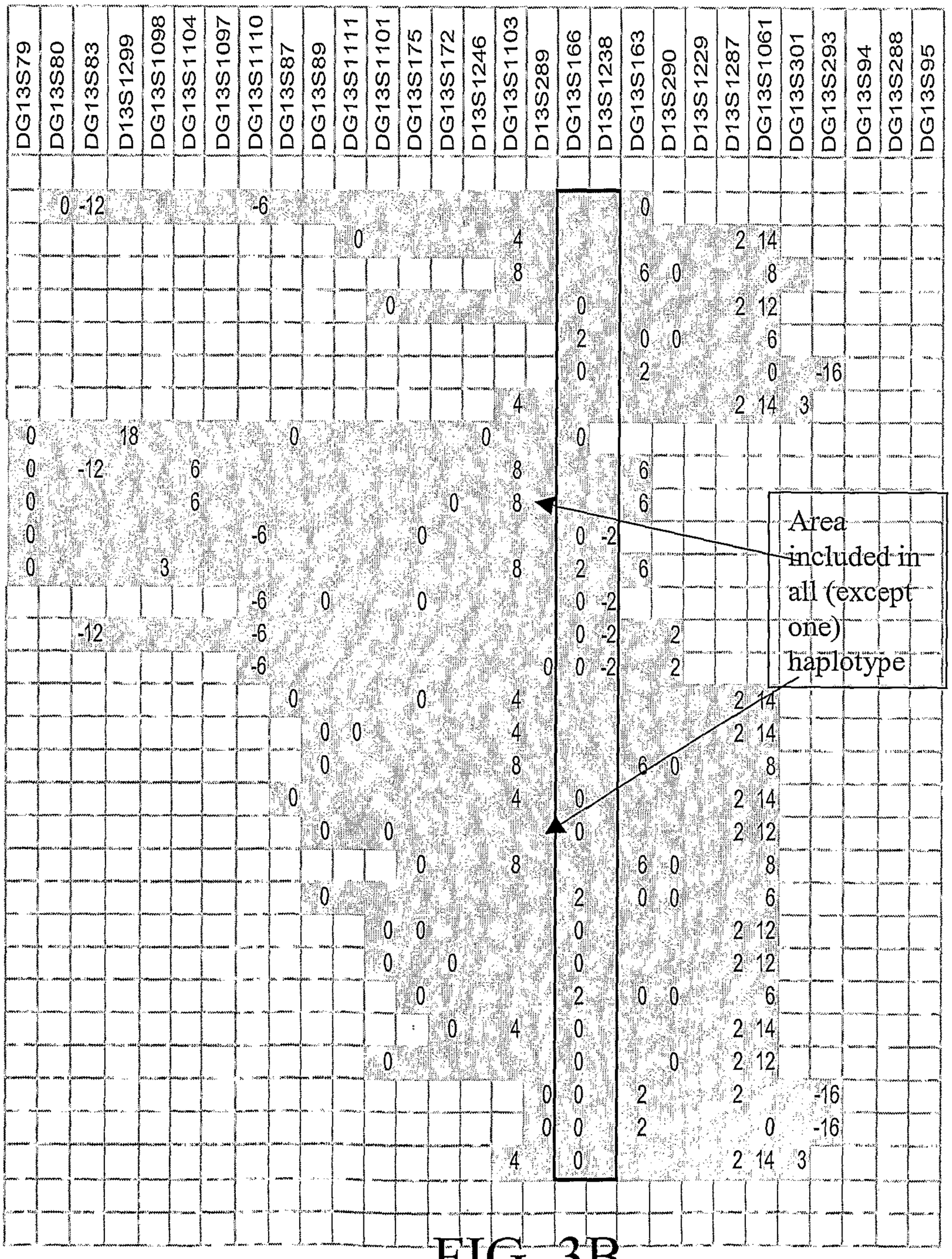

FIG. 3B

Markers and genes around the FLAP gene

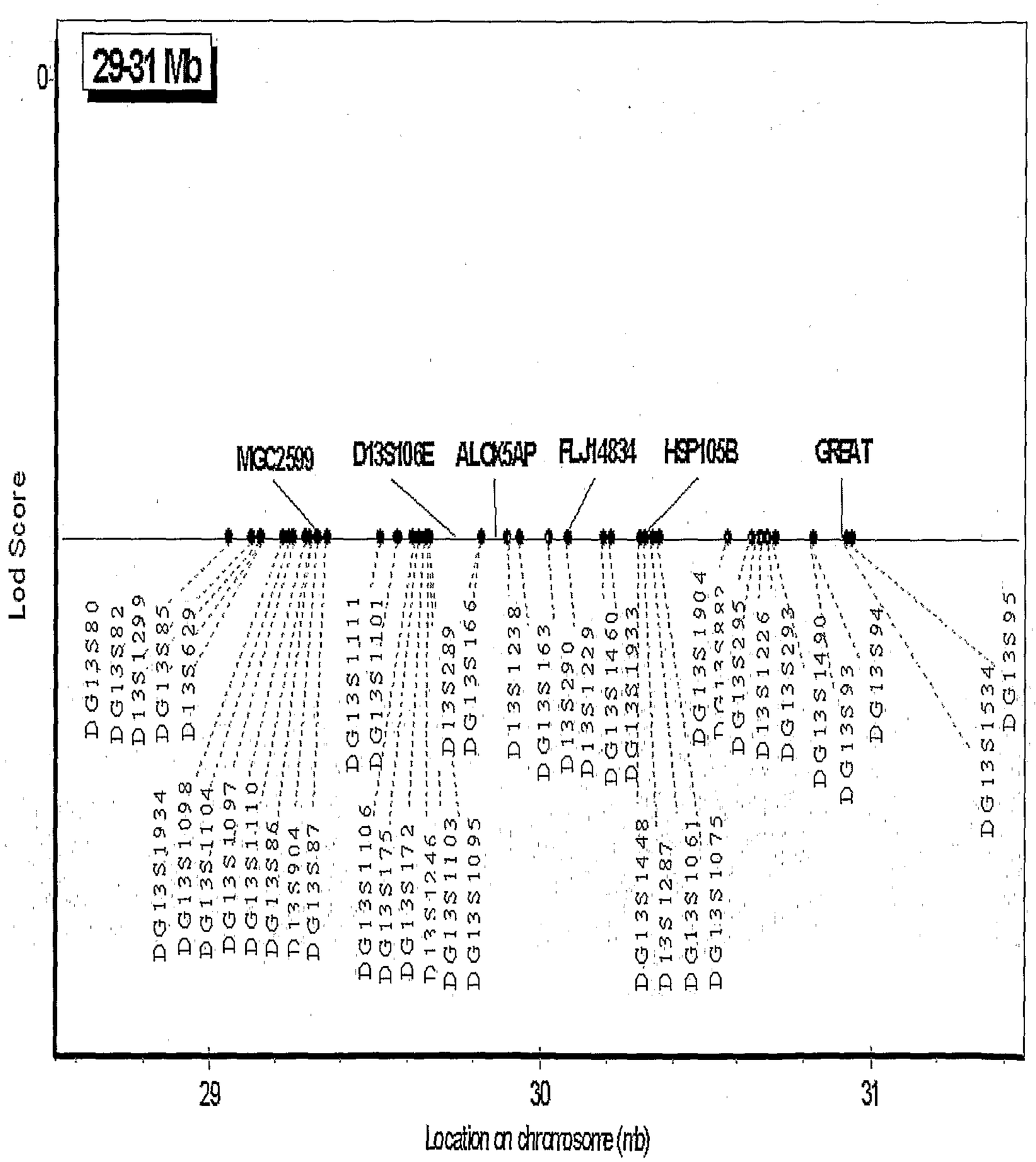

FIG. 4

FIG. 5 Relative location of key SNPs and exons of the ALOX5AP/FLAP gene (exons shown in vertical rectangles). Haplotype length varies between 33 to 68 kb.

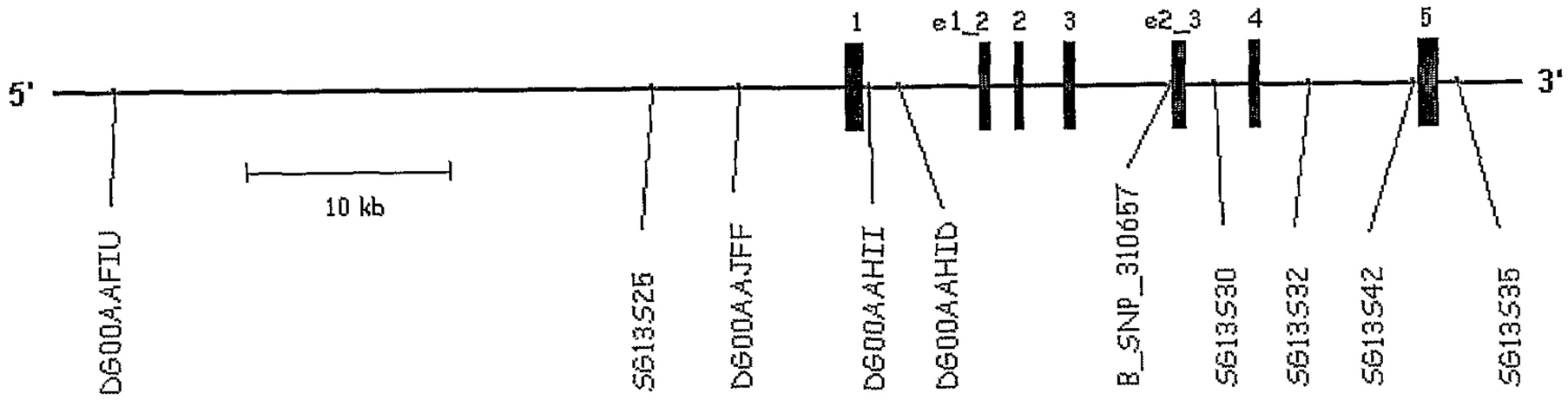

```
tacagaccac atgaaaagtg actaaagagc caaaagctgg ggtggccaga gagaaaatgg 60
aatccaggtt aaaatcctgt tgtttagtca tgtggggttt tttgggttta tgtttttttgt 120
ttttgttttt tttgagatgc agtctcactc tgatgcccag gctggagtgc agtgcagtgg 180
tgtgatctca gctcactaca acctctgcct cccaggttca agcaattctc ctgcctcagc 240
ctcctgagta actgggacta caggtgtcca ccatcacgcc ttgctaattt ttgtatttgt 300
attagagatg gggtttcacc acgttggcca ggctggtctt gaactcctga cctcaaatga 360
ttcgcctacc ttggcctccc aaagtgctgg gattacaggt gtgagccact gtgtgcggcc 420
ctagtcatgt ggttttacaa tcgtgcactc agtattgaag gatgcaggag actggctcaa 480
aaggtgcatg gactgtccac acagaggccc cttagagcac atttacctcg gtcagtttac 540
cgtggtcctg gagctgttcc tcaggctcag acatgtgatt tacttgttaa ttatcattat 600
tattactgag tggaagcggc tccatttctc agcagtggcc ttactttagc caagctcatc 660
aaaactgatt atccacgcat atgtatgcag ctgaaggcca atgcatttgg tctgcagggg 720
gatctgcaac tggcagcctg tctgtctgat cagggcccat gccatgaaaa acaagctgct 780
ccaggattgc tgtggaatca aactactgaa gggcattgtt aggtgatttc agtgttcacg 840
catcagagcc tgaactgtca cgttcattct tcagggatgt gggtagacat cctcattgac 900
ttaacagatg ggtgttgcct acttttcact ccttgggttc ccttttctga cccttctagt 960
cacactcctc ccctaagcat gttcagtgtt tgcctctgct ccctaaatta caatcacctt 1020
caaatcctac ttccctgata ttactcccag attttgattg gagttttggg ttaccttgac 1080
ctcctcagtc actcatttac agagcaggca tccttttgat ttactcttgc caatcaatct 1140
ttttttttct taagagacaa gctctcacta tgttgcctag tctggtctcg aactcctgag 1200
ctcaagtgat cctcctgcct cagcctcccc aagtgctagg attataggca tgagtcacca 1260
tgcctggccc caattatgtc tatggtgtgt ggatttaatc aggtgcatct caggtaacaa 1320
ctttagctct taaagggtag gccacagtcg cccccacaaa gaagaatcag agaggttaga 1380
ccaggagggt aggctaaggt tgaaaaggcc ttgaagatgt agctaaggag attatgactt 1440
gtcctctgaa tagtagggaa cctctagagg tgtgtgtttg gggcagtggg acagcttgat 1500
gaaatcaatg tttggggcct gcaggtaaac tgcactagag taaggagaaa ccaaaggccg 1560
agagcccagg taagaagcca gggcaaggga gatagatggg acatgcaagg cccagcctaa 1620
gatggtgcca aaatcccaaa aggaaaaact gcgttcaata gacatttcac agagagaagc 1680
aagaagactt ggtgtattag tctgttttcc attgccataa aggaatgcct gaggctggta 1740
atttataaag aaaagaggtt tatttggctc acgattctgc aggctatata aaaagcatgg 1800
caccagcatc tgctcagtct caggaagctt tcactcatgg aagaagatga agggggagca 1860
ggcacgtcac atggcaagat agagcaagag agagatgagg aggtgccagg ctcctttaaa 1920
caaccagctc tcactcatta cctcagggag ggcaccaaac cattcatgag ggatccaccc 1980
ccatggccca aacacctccc accaggccct gcctccagcg ttggggatga catttcaaca 2040
tgaaatttgg agagaagcaa tatccaaacc gtatcatttg gtgactgctg ggctgtagtg 2100
gataatgaaa aggaaaacat tgatgccctg tttttcttta gttctatgat tattactggc 2160
agcatttcag gtatctttaa ttaccattat acttggtttt aggtgtgtgt ttataagcac 2220
tgtatatgtg taaagccgta ttacctcagt gtgatgagta atagggtctg gctcctccac 2280
tctggttcac ttagtacatt taaaagaatg agcaacttgt aaaaaactat ctattggcta 2340
gactctcttc tcaaacatct taggaagaga tgttcctgat atacacaata cattttgaag 2400
aataaggaat agaatttgga gagaaactga ggatactgga ctgattgagg agggctggag 2460
gagaattgat ctctcaatta gtaagcgttt attaagcact tactatatgc ccaagattgt 2520
gcgagatgct gtggaagcta caaaagccat gtaacagctt cttttcatga ggaacttcat 2580
agcctcctcg cgagttagat cttactctga gaaataacca gaagcaagca acataaaagg 2640
aaatggaacc gtgccgctaa gccagagcat agagaccagt ggtattttca tacaaactga 2700
gtgatgagcc tctggaagcc atggcagaga caacaacaag gtcagaagga tggaaaaaaa 2760
aaatcatagc ttgaaaggaa taggcaaact ggggctggta agtttagtaa cggattccag 2820
agggatttat cctttctttt ttttcccaga ggtttattct ttgcaaaaca cttttatgtg 2880
tattaatctc attttagctt tgacacaatc cagcaaggga ggcaaggtgg ggattaaaaa 2940
tggggaaagg atttgagaga gatttatgat gtagaaacag caggatttta tgaccaatta 3000
atcttctggt taagggtgag ggagaggcaa agatgcctac ccccactcac tcattcactc 3060
ataaaatcac tcatacaaca aatacttgtt gaggatatat tatgtgtcct gtctatccac 3120
tggtactggg cttgcagata cctggctgag gctatgaggt cagttacggt gcccggcctg 3180
agcaggaggt ggtggaggaa gagtacggga tgcaggtggt tgttcaggtt ccaggggatt 3240
tgggtttcca ccctgtggat ttgggagggc tatgggacac acaggtgaaa ttgacaagta 3300
ggcaatttta cagaaaggtt agctttctct ggacagaggt ctgggatatg aaatagacta 3360
ttaattagcc tataggtaag agttaaaact gagagtggat taggtaacct ccagagatct 3420
tggttaagat acttaacaat tcagagcttc agtttcttgc tacgggaaat gaagaagata 3480
gtatctacac cgcgggttta ttttagatcc agtgaatatg catggacctt gaatacagca 3540
gtgcattata tatgttgaaa atattattgc caatatttta ccactatagt atctgcatct 3600
tgtctcgccc atcagtttag taaattcctc aaaaaccaaa gttttgcact catattcctg 3660
cattatctca ttatcttcat atccccaggc aaaggttaag agttaaacat gaataggtct 3720
tgacatctgg gctttggaat agaaattaag aatattgggg cacggccagg cgtggtggct 3780
cacatctgta atcccaacac tttgggaggc tgaggcaggt gaataatttg aggtcaggag 3840
tttaagacca gctggccaac attgcgaaac cccgtctcaa ctaaaaatac aaaaattagc 3900
```

FIG. 6A

tgagtgtggt ggtacacacc tgtagtccca gctactcagg aggctgagac acgataatca 3960
tatgaaccca ggaggcagag gttgcagtga gccaagatca caccaccaca ctccagcctg 4020
ggtgacagag tgagattcca tctcaaaaaa aaaagaatat tggtgctggg cgcagtgact 4080
catgcctata attccagcat tttgagaggc cgaggaggaa ggatgcctaa aacccaagag 4140
ctagagacca gcctgggcaa aatggtgaga ccccccatctc tacaaaaaag catgttttta 4200
attagcaggg catggtggcg cacctgtggt tccagctgct ccagcagctg aggcagaagg 4260
atggcttgaa cccaggaagt cgaggctaca gtgtgctgtg atagcaccac tgcactccag 4320
cctggatgac atagcaagac cctgtctcaa aacaaaacaa aaatattgga ttaattcatg 4380
aatatatttt agatatgaaa ggtgtatctg atcaggaact ggggcagaaa gataattatg 4440
caaggcagaa cggtggtgct gttgttgagt ttgatttcca aaagcacagc taatgaatga 4500
ttaatgtgaa aaagtgtttg cacatagtct gacccttgaa aaatgaaggg gaggggaaat 4560
ttagagaaat ttgagagaaa aattcaggtt atgattagac tccctgattg tcaaaatgaa 4620
aggcggtgag aaaaccaggt acctttagga aaatattcaa agcaaattgg tggagactag 4680
gtttaggagc actgttttaa ctgagtacaa ggatcaaaca ggtgaccaag gaatgttttc 4740
aaaggcctac ttttttgtca ttttcttttc ttttcttttc ttttttttctt gagagggagt 4800
cttgctctgt catcagactg gagtgcggtg gtgtgatctt ggctcactgc aacctctgcc 4860
tcccaggttc aagcaattct cctgcctcag cctcccgagt agctaggact acaggcatac 4920
acccccacgc ccagctaatt tttgtatttt tattagagat ggggtttcac catgttggcc 4980
aggctggtct tgaactcctg gcctcagcgg atctgcctgc ctcagcctcc caaagcgctg 5040
agattacagg catgagccac tccgcctggc atgtcatttt caattccata agacatggta 5100
taaacacgac tttcttagat taatctattt tttgaatgat gttactctaa ctccatgaat 5160
tagaacctgc ctggggaaat aaggaacata tttatactca gtttttaatt tttcatccag 5220
tatgatatgg gagtaacagt tcaaggccat ggccagccac tccatttaat tttctggctc 5280
tcattaatta ttttttcttt tttagagaga gagtctcact ctgtggccca ggctggaatg 5340
tagtagtgcc gtcatagctc gctgcagcct tgaatcccgg ggctcaagcg atcctcccga 5400
ttcagccttc cttaatagct gggactacag gtgcacacca ccacacctgg ctaatttttt 5460
aaaattttat gtagagatgg agtctcacta tgttttctag gctggtcatg aactcctagg 5520
ctcaaatgtt cttcccactt cagcctccca agcagctggg attccaactc tggctcttgt 5580
aattgatggg tgcgtaggga tgtcttctgt gtaggtaacc aaatctcaga agttaactag 5640
aggaagaaga atggtatccc ggaactggag atttgcctac tctgctatca ggaaaacaag 5700
gtggggtagt ttcttgaaat agtaattctg ctgtgctagt cttccttaga ccccaggaat 5760
gactgtgaag agtcagtctg tctttctgcg gtgacagaag ctaaagaaac cagatacttt 5820
gttccctcat tcagtcattc atcaaacatt tgtgccagag agtgtggtga ttgctggaga 5880
ggggtggatg gagtaatagt tcttgctcct aggaatcttc cagtccagtg gagaagataa 5940
tactgggttc caggtgccac ctctgaatac gtgtgtgagg tgaaatgccc acccagggtt 6000
agggccaggt tgcccttcac acaggttgtg acgctgaagc tgagtcttat gggatgagca 6060
ggaagtggcc aaattagatt gggagttgga attccaggca acagggagag agcttagtgg 6120
agggttaagg catttgagct atagtggaag actgcacttt tatgagtgag tgacagaaga 6180
tggagctgga gtggtagtca ggctcaggag ggccttgaat gccattctga tgaatttgga 6240
attttgccct gaatatgaac aacaaggagg caagcaccct gatcgctttg ctttggaggg 6300
atcgcctccc tatagactga gtcgccttca gagtgaggat ggtcttattc atctttgtag 6360
ccccattatt ttctgacaca catttcctga gcaccttcgg agtgagcacc atgagaacta 6420
ggggtgtggg agaaataaga cagcctctgc cactgggaga gggtgatacc cacacagctg 6480
tgcaacctgg ggacagaagt gccaggtaac cccagagcct gcaggagcgc accccactca 6540
gcaggaagat gtgtgtcact ggcactttcc taaagcaggt gaggctttga gaatgccaaa 6600
ccagccaggc caagagagct ggagagaagg gaaggctgag aggggcagct cgagtgtgga 6660
tggatcaatg gcacctagct aggtgtgctg cagagaaagt gcccgcggag aggcagaatg 6720
actgacagaa ggtggaggtg gacacgttgg ccagaaacaa caaggaccgg tcttcgtgtg 6780
agatggaagg agaagtgtga gggcagatgg gactacaggc tggggtacag aggggtcagt 6840
gatagagaag ggttcaataa atgttggctc agtcatcggt taagagggta gcctccgtgc 6900
tacacttggg tgggtctggg aacgcagctg acctttcctc agccagattc ctgtttcctc 6960
tggctgtagc cctctccaca actgaggaga atatgcccct cagtccagaa gctagaaaga 7020
atgtcagcag atctcaaatg cttccaccca agacgccacc cctgcccact cagctcattc 7080
ctccctgcaa ggccccacta atacctgttc aggtcccctg atgctgccac ctgggaaggg 7140
gctggaaagg gcttgaggcc tggctgcacc tcccccgatc cgatcctgat tcaaaaggtc 7200
tagctctctg ccttggtcag ccagtttagt ctttctgtgg ggactgtttt cttctcttct 7260
caaatctgtc tccaggccag gtgcagtggc tcacacctgt aatctcagca ctttgggagg 7320
ccgagaggca ggctgatcac cagacgccag gggttcaaga ccagcctggc gaacatgaca 7380
aaaccctgtc tctactaaaa atacaaaaaa acaaaaaaac tgtctacttg atgtcctcag 7440
actgcccccct gagaggatgg gagtgagtga agacaaaggg gggatccaaa aagcatgctt 7500
ggctctaagg tgattgtgtg cactgaggta agtgcagatg aaatcattgc ttcacactaa 7560
tccactagat aggagtaaga tggaaacggg atgggccctg tgttgagaac agttgaggtt 7620
gaataacggg tacaggggggt ttcgttatac tctacttttg caattttcca taataagaag 7680
ttgaaaaata ggtcgggcat ggtggctcac acctgtaatc ccagaacttt gggaggccaa 7740

FIG. 6B

ggtgggtgga tcacctgagg ccaggagttc gagaccagcc taaccaatat ggtgaaaccc 7800
atctctatta aaaatataaa aatggttggg cgcggtggct tacacctgta atcccagcac 7860
tttgggaggt caaggtgggc tgatcacgag gtcaggagat ggagaccatc ctggctaaca 7920
cggtgaaacc ctgtctctac taaaaataca aaaaattagc caggcctggt ggcacgcacc 7980
tgtaatccca gctactaggg aggctgaggc aggagaatcg tttgaaccca ggaggcggag 8040
gttgcagtga gctgagatgg cgccactgta ctccagcctg ggtgacaagg gcaagactcc 8100
gtctcaaaca ataacaacaa caacaacaac gacaacaaca aatatataaa tatatatata 8160
taaattagct gggcatggtg gcggcgcctg tagtcccagc tacttgggaa gctgagataa 8220
gagaattgct taaacccggg aggcagaggt tgcagtgagc cgagatcaca ccactgcact 8280
ccagcctggg tgacagagtg agactctctc tcaaaaagaa aaaaaaattg aaaaataaat 8340
cgttggtatt ttgaaaatgc tgtgaattga cactaatact tcatttttgc cagtcatgtg 8400
ataaacgtaa ttatttacca gtgtaggggg aaaaaagcaa agaactgttt tgtaggaaca 8460
ctgctggttt gtagctctcc ttcgttctct cacctccaac tccagtcttt ggccagtatt 8520
atctggtatt acccctcctt ggttttaatc agagttaccc ttcaacttca ttcctcctgt 8580
ctgagcatgc ttgcctttat ctgtttttca tctgtaagga taatcctagt gtaaggaact 8640
tcgatttcaa cctaacctaa accttcccct gatctaagct tttctttcca ctgcagctat 8700
gactttgatg tgatggggag ttgctggttg tcatacttgt tttcaaatta cccctcttgg 8760
ataaataatt ttttttgtct agctttatca taaaggtctc tgatgttttg aaaagaagta 8820
tctagataac caaccagaga actgttgggg ggaaaaaaag caaaacaaaa ccaaaagaag 8880
tatcagagca ctgaaaatat gcttagcaat attaagcgtg aaaaacaaat ttcagatatg 8940
aaagattatc ttggattgaa accacattgt gattgagaaa cttgaagaca aagtaacttc 9000
atgagtcaaa agataagaaa ccaactagca agaacagcag atgttttggg tggagctttt 9060
gtcacaggct ggggtggggt aattcacatc cagccttcta actgtccttc cctccaggcc 9120
caacccatct cattccacct tcttcagggc tcctcattag cttcaagata aaacctgaat 9180
ttcttaaagg gaatataaga tgactctacc tatctcccac cttgtatctc aaagtttcct 9240
tcttggaagc ctttcttgac tccccttaaa aaaaaaaatg gtgatttttt ccatgggtgc 9300
tcccaaaaca ccaaaataca caatacattt ctgtatgtat gtaggtatgt atgtatgtct 9360
ttattttgga ggcagggtct tgctatgttg cccaggctgc agtgcagtgg ctattcacag 9420
gtgtgatcat agcacactgc agccttaaac tcctgggctc aagcagtcct cactccatgg 9480
cctccctctc cagtagctgg aattacagac actacggtat cacccagccc tgcaatacct 9540
ttattattgt tttccctgct gcaagttctt tgagctcgga cagtcttgtt gacctgtgca 9600
gcacctaagc ttagcaccta ggagtttctc aaaaaaaaaa aaaaaaaaaa aaagaagctg 9660
agtaggatcg gtgaccctac agaattgtat tatagcagcc gcaaatgaag atggctaatt 9720
aaacaaatct gtaggctggc aacagaaatg ttactttcct aacagaagag gaaccttatc 9780
cataaaagat acagtataca gactataata acgatttatt atttaataaa atgatttatt 9840
ttattattta ttcatatatt tttattgtgt gcttactaag gagtcagcct ctatgctaaa 9900
cactttatct acattacctt atttgcattt atcctaaact tttttttttt atttttgag 9960
acagagtctt gctctgtcac ccaggctgga gtgcagtggc gcgatctcgg ctcactgcaa 10020
gctccacctc ccgggttcac gccattctcc tgcctcagcc tcctgagtag ctggcactac 10080
aggcatgtgg caccacgcct agctaatttt cttttttttt gtatttttag tagagacggg 10140
gtttcactat gtcagccagg atggtctcga tctcctgacc tcatgatccc tcgcctcggc 10200
ctcccaaagt gctgggatta caggtgtgag ccaccgctcc tggcctatcc taaactttta 10260
tctgtttgtt tgtatccctc tccttcacct cctttatatc tcatcaactc tgttaagagt 10320
gtggagacta aggccggacg ccatggctca cgcctgcaat cccagcactt tgggagatgg 10380
gtggattgct tgacaccagg agtttgagac cagcctggcc agcatggtga aaccccatct 10440
ctattaaaaa tacaaaaatt agccgggtat ggtggcaggc acctgtaatc ccagctactt 10500
gggaagctga ggcaggtgaa tcacttgaat ccaggaggca gaggttgcag tgaggtggag 10560
gttgcagtga gccgggattg tgccactgta tcccagcctg ggtgacagag tgagaccctg 10620
tctcaaaata aaataaaata aaataaaata aataaaataa agtaaagtaa aatctgcata 10680
cctagataat aatgcaacac tgcaaataca gtaaaaaatg tgactgtaca tgttacgcaa 10740
gtgaatttta tgatgtgcct atacatccat gcagtatgta cattatatct caataaaact 10800
ggttttaaaa tcctatgtaa ggtttttctat gtaaataaac taaaaatgtc tagaataact 10860
gttaattgca aggaaggaac tgagatgggg gatgggcctt aaggagaaca agtttgattt 10920
tttttatctg tgcacttctg tatctgaatg ttttccagtg agcatatgtg ttaacttgta 10980
tatttttggt ctgttttatt cactgctgta atcctagcac ccagatcagt gcctacacgt 11040
agcagaggct caataaatat ttgttaagtg aataaataaa tgaattatac tttaaatgta 11100
aaaaaaccca agtggagtac ataataactt gattggtttg tgtatggctg actcaaactt 11160
tctaattttt aaaattcatt tctaaaatag atttatggaa ccaatgcttt ttagcaattt 11220
gagaactatt cttggaatac tctgaatggg tcctggctta aaaaatccaa gcactgaatt 11280
tgatttttgg ctgtaaaatt tggctatgaa aggagtttcc ccagtatatc ttttaatcaa 11340
tctgctataa agcatgtaca atcatttatt tttcttatct aatatgagaa aatgaggtgt 11400
tgtaactgaa catagctgta actatgttca atagtgactt gatttgtatt tggtattgcc 11460
tttacattat ctgattgatg attttttttaa acaatagtga aagtaaattt accagtagtt 11520
tgcaatccag gttaaaatct gtatctgaac acctccttcc ctgatgtact tgcacgtata 11580
ttaaggtaaa tacttgttga cacatatcta aaatgctgaa ataatattgt ctattagtgt 11640

FIG. 6C

ttaaatgtgg ttactaatta tgtgatgatt atttacaaca atcaaccttt tatcttgcta 11700
ttgctaaaat ggaagttttt aatttctatt taatgcattt ataaatatat aaaataatat 11760
attgatttta atcttaccct tcttctaaaa caggggttct taagcctttt ggagatcctt 11820
aaggatctga taaaagcagt gaggccttgc actgtaaaaa cgtacacatt taggttacag 11880
tgaaggccag ccactgcact ccagcccagg caacagagca agactttgtc tctaaactaa 11940
actaaactaa actagatgta cacagttgag gatggttcca aacctaaggt taataactct 12000
tgttctaaat cattcaaatg catggagcta tccatagata cttccacatc caattttaca 12060
tatatatata gcttaaaagt atgtaatttg accaaggttc ctagcttttt atattgatgg 12120
tgactttcac atttaacctg tggctcttca gggtatccaa ttcatttatt agaatattat 12180
actcagacac agtgggtcac atctgtaatc tcacattttg ggaggccaag gtgggaggat 12240
cacttcagga ggagttcaag actagtctgg gcaacactgc aataccccat gtctgcaaaa 12300
aaatttttta aaaaattagc caggtgtggg ctgagtgcag tggctcacac ctgtaatccc 12360
agcactttgg gaggccaagg caagaaaatc acttgaggcc aggagttcta gaccagcctg 12420
gctaacatgg cgaaacccca tcccaccttc tcaggaggct gaggcaggag aatcccttga 12480
acccgggagg tggagcttgc agtgagccaa gatcatgcca ttgcactcca gcctgggcga 12540
cagagcaaga atccatctca aaaaaaaaaa aaaagaaatt aaaaaacaga agttagctgg 12600
gtgtgatgct gcacacctgt gatcccagct actcaggagg ctgaggcagg agaatcgctt 12660
gaacccagga ggcagaggtt gaattgagct gagatcatgc cactgcactc cagcctgggc 12720
aacagaatga gactctgtct caaaaaaaaa aaaaaaaaaa aaaattagcc aggtgaggga 12780
gcacacacat gtagtcccag ctatttggga ggctgagtgg ggaggattgc ttgagcccag 12840
gaattcaggg ctgaggtgag ccatgattgc accactgcac tccagcctga gcaacagaat 12900
gggaccctgt ctctcaaaac acacacacaa gaatatcata ctcaacttgc atctcctggt 12960
gtcttagttc attttctgtt gctaagacag aatacctgag actcggtaat ttacaaatta 13020
aagaagttta tttgacttat ggttcaggag gccaggtagt ccaagaacat ggcagcagct 13080
tctggtgcaa gctttcgtgc tgcatcttaa catggtggaa aagcagaagg acaagcagga 13140
catgcaaaag agactgcaag agtgagccaa gctagctttt ataacaacct gctctggaga 13200
gggctcactc ctgtgagagc caattcactc cctcgagaac tcacttcacc tgatggcatt 13260
aatttatacc tgagggctct accctcatga cccaatcatc tcttaaaggc cccatctctt 13320
aatactgtta cattggcaat taagcttcca agacaggaac tttggggaga cacatttccc 13380
caggcccgag gaactcagat ggctctagga tgattgacag acaggcttca gattcacttt 13440
aaccaaatcc cagtggcttg gggcagggtt tagttttgtt taattgaatt cagcagtttt 13500
cttaattctt caaacaaagt cacataatta tttaaatgtg atataactaa tggattgact 13560
tttcaaggtt ccttttggt cttaagatcc taagaagtcc aagactagca aatatggttt 13620
ttaaagaaga gggaatctac aattaatgaa ggtttatttc tcatactttg tgcttctgcg 13680
agaacaagaa aagggtattg tggtttttaa atgtggtttg ggaaatgttc atgacaatgg 13740
aaagatcagt gttgggtcag actgtgaggc tgcctgatac aaagagaaac tcagtttgaa 13800
acaagaaaaa agagaaacgg gaaggacaaa atgaaggaag ggtgagagtt gcaatttttg 13860
agaagtaatg atcgagagac tttctggtga agagccaccc aatctggaga tcagagattc 13920
aacagaccca tttcaggcca aagcacacct atcattcagt tgtagttagt aggaaaaccc 13980
aaagggtttg ggatgatttc tgaacccatc ttcggggcga agaatttgct gattccaggc 14040
tgggcacatt ggctcacacc tgtaagtgtg agccaatccc agcaggttgg gaggctgagg 14100
cgggtggatc acctgaggtc aggagtttga gaccagccta gccaacatgg caaaaccttg 14160
tctctactaa aaatataaaa attagctggg catggtagtg cacacctgta atcccagcta 14220
cttaggagac taaggcagga aaatcacttg aacccaggag gcggaggttg gagtgagccg 14280
agattgcacc agtgcactcc agcctgggca acagagcaag actccttctc aaaaaaaaaa 14340
aaaacaaaaa agaggctggg cgcagtggct cacacttgta atcccagcac tttaggaggc 14400
tgagacaggt ggatcacttg aggtcagaag ttcaagacca gtctggccaa catggtgaaa 14460
ccctgtctct actaaaaata cagaaattag ccgggtatag tggctcatgc ctgtagtccc 14520
agctactcgg gaggctaagg caggagaatc tcttgaacac aggaggtgga ggtttcagtg 14580
agcccaggtc atgccactgc actccagcgt gggccacaaa gcaagacttc gtcttaataa 14640
taataataat aataataata ataataataa taatttgctg attcctttgc ctagatttgt 14700
gtatttgggg caagaatcat tgaaattgtg tcctactcta tagctagacg tggggtggtg 14760
gggggcataa agggatagag tgagtgatgt agaccttgca aaggaagcaa gcctagccat 14820
ctctcctgat acccaccaca gctcttatcc ctctccagcc cctcccgctc ctgctgcatc 14880
ccagtgggac aaggaaaagt cagtgagaat ataaattcca agagaatacc atcaaacttg 14940
tccaacaaaa agtcttaatt gaccttggga ggatatattt tgagatggag tctcactctg 15000
ttccccaggc tggagtgcag tggtgcaatc tcggctcact acaacctcca cctcctgagt 15060
ttaagtgatt gtcctgcttc agcctcccaa gtagctggca agagaaatgc aaatcaaaac 15120
cccaatgaga tactatccca cactagtcag aatggccatc actagaaagt caaaaaataa 15180
cagatgcttg cgaggttgtg gagagaaggg gatgcttaca cactgctggt aggaatgtaa 15240
attagtccag ccactgtgga aagcagtttg gcgattcctc aaagaactta aaacagaact 15300
accattccac ccagcaattc cattactggg tatataccca aaggactaga aatcattcta 15360
ccataaagac acacacacat gcgtatgttc attgcagcac tcttcccaat agcataagac 15420
atggaatgaa cctaaatgcc catcagtggt agactggata aggaaaatgt ggtacattta 15480
caccatggaa tactacccag ccataaaaaa gaataagatc atatcctttg cagcaagatg 15540

FIG. 6D

gatagagctg gaggtcatta ccctgaggga actaatgcag gaacagaaag tcagatagtg 15600
catgtttcca tctataagtg ggagctaaac agtgagtaca cacggataca aagaggggaa 15660
caagagacac tggggcctac ttgagggtgg aggctgagag gagggtgagg atcaaaaaac 15720
tacccgtcag gcaccatgct tattaactgg gtaacaaaat aatctgtaca ccaagccccc 15780
atgacacaaa atttacctat ataacaaacc tgcatgtgta tccccgaacc taaaatgaaa 15840
gttaaaaaaa aaaaacagcc tggccaacat ggtgaaatcc catctctact aaaaatacaa 15900
aaagaaatta gctgggtgta gtggcaggca cctgtaatcc cagctactcg ggaggctgag 15960
gcaggagaat cgcttgaacc cggaaggcgg aggttgcagt gagccgagat cgcaccactg 16020
tactcaagcc cgggtgacag agaatcagtg gtagatccaa aaatggaatg agtgcggcat 16080
aatcattcga agtgttcagt gtgagtgaag agagggcagg gttggtgcag tagtattgac 16140
aagtacatct gcattgaagg gtcctggtta cagtgaaacg tgaagaggaa ggagccagcg 16200
aaaagagata ggggatcatt ttggaaaatg agatgactga ggatcaaggt ctcagtttat 16260
aattgaaggg gagaaagact gaaggctggg gaggggatgg ctttcgtgtg tagaggaata 16320
tgagcactga atttctaaga agagaagaat aaaagagaca ctacttgtga ggctccgggc 16380
atgacgggaa tattggtggg cggtgtgtgt ggtgtgtgtg ttgcagggag caggcattga 16440
tctgatggaa ggaatgtctg tgtggaagag taaatagcca ccagcctgaa gttgaccagt 16500
aaaaaatccc aaaacacatt caactgagtc ttatcctctt aaatgactcc aagtttcaag 16560
aaaatttgcc tggacaagca atcctcttcc tcacccatta aagatactgc attttacttt 16620
tgaaaagcca acaacaaaga tgcaacacct ttttaataaa gaatctcccc ctttgatggc 16680
ttagattttt agctgcctag agaaaggcaa gctaggacgc tgctttcttg gtccattccc 16740
ctatacgctt ttaggtaagg tttttgtttg atgcacagtg tctgaactgc catgtacttt 16800
tgcaaaagtg catttcctgg gtgtgtgtgt tttatggcaa ttgctaccat ttcttctaat 16860
cacttgccac aggtgtccca tagctatcag gggtagaact gagggtgcag cggggaggcc 16920
catgtgccag gctgtgagtc taggcaggtt gttggaaacg cagttgttta ctaggccttg 16980
gtgtttggta cattactgat atgaagcctg gagggaggac tggtgtgcag atgatctgca 17040
tctgctatca ggagcaagaa acattgaata aataggcaaa attgctaagg aaaaaaatgc 17100
tctcctaact tcaattcttt tccttttcct tcctttgggc acccccatct tcaggtgccc 17160
aatagtgtca taaaaatgta tttcttaaaa aaccctaagt gtttgagttg actccaagtt 17220
aatatatatc aacattaaaa ctaaaaaagt taaaggcata ttaggctgag ttatagtagt 17280
aaaacagcag agcaaaggat acaatggtcc cactctagat ggttgtagag tctagatgat 17340
tatattctgt tttaggcatc ctgttttgat aaggacactg accaactgaa ccacaatcag 17400
agaaaagcag ctagggtctg ggaaccacat tacctgagaa atgactcaag gcctggaaaa 17460
agaagaccga tagttatctt tatatattaa agggttgtct gccacatagt aaagggaaat 17520
attggccggg tgcagtggct cacacctgta atcccagcac tttgggaggc caacgcgggc 17580
ggatcacagg gtcaggagat cgagaccatc ctggctaaca cggtgaaacc ccgtctctat 17640
taaaaatata aaaaattagc caggcgtggc ggcacgcgcc tgtagtccca actattcggg 17700
aggctgaggc gggagaatgg tgtgaacccg ggaggcagag cttgcagtga gccgagatgg 17760
tgccactgca ctccagcctg ggcgacagag cgagactccg tctccaaaaa aaaaaaaaaa 17820
gaaaagaaaa agaaaaggga aatattcagt gtcgctctgg aggacagagc taggaccaat 17880
gggagggagt gaccaggaaa tatatattgg attaaaataa gaaagaaatt tctacgaatt 17940
agagttgttc aaaaggagag tggaaaaaag caaactgcag aacagcatta gaagtacaat 18000
cctatttgac tttgaaattg cacacagaag tccttgaaca gtggagagac aggatcattg 18060
ctttagaaaa acgatactgg tggcaagcta gaaggtgcgt gagaaaagga ggtaaggatg 18120
gcagtgaata gcccattgaa atagtccagc caaaagatga tgaggcctta aactggggta 18180
gtagcagtgg gcatcatgaa ttagggatga cccaattgtc cgtcgatgga taaatggaga 18240
aacaaaatgt agtctctgca taccatggaa tatgattcca tcttaaaggt gaaggaaatg 18300
ctcacacaga ctacaacatg gatgaacatt gaggacattg tgttaagtaa aataaaccaa 18360
tcacagaagt acaaatactg catgatttct cttatatgcg gtggaatata tactcttaca 18420
tactctacca cctagagtag tcaaattcat agagacagaa agtagaatgt tagttggcac 18480
aggggttggg ggagggaaag gggagtggga gttagtattt aatggataca gagttttaat 18540
tggggaagat gaaaaagttc tggagatgga tggtactatt ggttgcacaa tcatgtgaat 18600
ttacttaatg caattgaact gtacacttaa aagtggttaa ggccgggagc agtagctcac 18660
gcctgtaatt ccagcacttt ggaaggccaa ggcgggcgga tcacctgagg ttgggagttc 18720
gagaccagcc tgaccaacat gaagaaaccc tgtctctact aaaaatacaa aattagccag 18780
gcttggtggc gcacgcctgt aatcccagct acaccggagg ctgaggcagg agaatcgctt 18840
gaacctagga ggcggaggtt gcagtgagcc gagatcacac cattgcactc cagcctgggc 18900
aacaagagcg aaactccatc tcaaaaaaaa aaagtggtta aaatggtaac ttttatgtta 18960
tgtatatttt accacagtaa aaaacacttc taaatttaaa acaaacaagg ttagagataa 19020
atttgagaaa gagtttaaag atacaaatga aagtagagta aaggtgattg ccaagctatc 19080
tagcttagct gattaggtag atgatgaggc cattagccaa gaaagagaac attaaccaag 19140
aggacaaaca gatgattagg agctcagttg gagaaatgtg aagtttgagt ggcctgccaa 19200
acactcaatg ggagattttt aaaataacaa ctttactgag ttgtatacaa taaattgcac 19260
ctatttaaag tgtgccattg aaagagtttt ttttttaat aaaggctagc atttattaga 19320
tgcttattac agccattttc ccaatttttt tttttaatga catttcacta cgttgcccaa 19380
tctggtcttg aaatcctggg ctcagcaacc ctccccccacc tcagcctcct gagcagctgg 19440

FIG. 6E

gattacaggt gcacacaacc acacctggct caattcaaag agtttttgtt ttgttctatg 19500
taagagatga gtgtcttgct ttgatgccca ggctggagtg ctgtggtgtg atcatagctc 19560
aatgcagcct caaactcctg ggctcaagag atcctcccat tcagcctcac aagtagctgg 19620
gaccacaggc gtgtgcgcct cgcctggcta atttttttcat ttttatttttt gtagagatga 19680
ggtcttgcta tcttgcccag gctggtctca aactcctggc ctcaagtgat cctcccgctt 19740
tggcctccaa agtgctagga ttacaggcgt gagccactgc acacagccag ttcaatgcac 19800
acatctgtga acccaccaca accaaggttc agaacattcc tgtcatcccc cagatttttct 19860
cgtttccctt atccttctcc atgtctgccc cggaaaacaa ctgagctttc tgccacttac 19920
cgattagttt gcattttcta taaatgaaaa catataatat gtagttttgt gaggaggtct 19980
gacttatttc actaagcata aagattttga gagccatcca tgttgtgagc attagtagtt 20040
cattcctgtt tattactgac tcatgttgca ccttttgact atgctccaat ttgtttatgg 20100
cataaacaaa ttggtttatg ccagttgttc aacatttggt ttgcttctag tttttaacta 20160
ttacaaataa acctacaatg aacattgctg tacaagtctt tgtgtgaaca tatattttta 20220
tttttcctgg ctgagtaccc agaggcagaa cgacgaggtt gaatggcagg tgtatgttta 20280
actttttttt ttttttttttt ttttttgaga tgtagtctca cttcgtcacc tggccaggct 20340
ggagtgcagt ggcaagacct cggctcactg caacctcccc ctcccaggtt caagcaattc 20400
tcctgcctca ggctcctgag tagctgggac tacaggccca cgctaccacg cccagctaat 20460
ttttgtattt ttagtagaga cagggattca ccatgttggc ctggctggtg tcgaactcct 20520
gacctcaggt gatccgcctg cctcagcctc ccaaagtgct aggattatag gcatgagcca 20580
gcgtgcccgg ccatgtttaa cttttaaaga agctatcagt tttccaaagt gcttgtacca 20640
ttttacattc ctatcagcag ttgtacatct tcaccaatac ttggtattgt catcatttta 20700
tcttgagcca ttctcattgg tgtgtagtgg catctcactg tggttttaat ttgtgttttc 20760
cagataacta acaatattga gcatcttttc atgtaacttc tttttataaa gcatttgttt 20820
gtcttttgcc tactgaaaaa attgcattgc tttcttactg agttctaata gccctttata 20880
cattctagat accagtccat tatatgtatt gcaaatattt tttcattcta tgctttatct 20940
tttttcattt tttttaatg tatgaataat ttttttttga gatgaggctg actgtgttgc 21000
ccaggctgtt ctcaaactcc tgagctcaag caaccctccc acctcggcct cccaaactgc 21060
tggaattaca ggcatgaacc actgtgccta gccttttcat ttacttaaca tatctttctt 21120
tctttttttt tttttagagg gagtcttgct catcgcccag gctggagtgc agtggtgcaa 21180
tcttggctca ctgcaacctc cgcctcctgg cttcaagcga ttctcctgcc tcagcctccc 21240
gagtagctgg gactacaggt gcatactacc acgcctggct aatttttttgt atgtttagta 21300
gaaatggggt ttcaccttgt tagccaggat ggtcttgatc tcctgacctc ctgatctgcc 21360
cgcctcggcc tcccaaagtg ctgggattac aggcgtaagc caccgcacct ggccaatgat 21420
atctttctaa gagcaaattt ttaagtgttg acaaggttta gtttatcagt tttctctttt 21480
gtgaaagttt gctttttttg tcctaagact tctcctctgt ttaactcttg gagttttcta 21540
gattgtaccc ttaggtctcg cattcatttt gagttgattt ctgtatgtag catgatgtaa 21600
aagtcaaagt ttatttcttt ttttttcttt ttttttttttt gagatagggt cttgctttgt 21660
cacccaagct agaccagtgg catcatcatg gctcgctgca acctctgcct cccaggctta 21720
ggtgatcctc ccacctcagc ctcctgaata gctggaatta caggcgtgca ccaccacaca 21780
cagctaattt ttatatttttt tgtagaaatg gggttttgcc atgttgccca ggctggctat 21840
ccgcctgcct cagcctcctg aagtgttgga attacaggca tgagccaccg tgcccagcct 21900
caaggtttgt ttctttttcc atatgactac ccagttgttt tagtaaaatt tgttgaaaag 21960
tctttcctat gggccaggcg cggtggctca cgcctgtaat ctcagcactt tgggaggcca 22020
aggcaggcag atcatctaag gtcaggagtt caagaccagc ctggctaaca tggtgaaacc 22080
ccgtttctac taaaaataca aaaaattagc caggcgtggt gccacacgcc tgtaatccca 22140
gctactcggg aggctgaggc aggagaatcg cttgaatctg ggaggcagag gttgcagtga 22200
gccaagactg cgcctttgca ttctggcttg ggcaacaaga gcgaaactcc gtctcaaaaa 22260
aaaaaaaagt atttttgtgc tgaatgtctt accaactttg ttgaaaatga attgaacata 22320
tatgtctggg actatttctg gtgtctattc acttgcaggt gaagatatct agtggaatgc 22380
gtgacagagg gaattagagc tacttttttg ctgaatacca gcagtgtacc tttgcctaca 22440
cacagagaaa agcacgtctt caggaaagcc tacctaccaa catcaagttt gcatatcatt 22500
tcctgatttt ttttttaaga gacagggtct tattctgtcg cccaagctgg aatgtagtgg 22560
tgtgatcata gctcattgca gcctcaaatt cttgggctta agcgatcctc ccaccacagc 22620
ctcccaaatt cctaaattct tttttattcg ccgaattcct aatttttttt ttttttttttc 22680
tgttcagaca gtctcactct gttgcccagg ctggagtgca gtggcaaaat gtcagctcac 22740
tgcaacctct gcctcccagg ctcaagtgat tcttgcgcct cagcctccca agtagctggg 22800
attataggca agcactacca cgccaactaa cttttgcatt tctattagag acagggtttt 22860
gccgtgttgg ccaggctggt ctcaaactcc tagccccaag tgatctgccc acctcggcct 22920
cccaaagtgc tgggattaca ggcatgaacc accacgccca gcccaaattc ctaaattctt 22980
aattgaaata cttatctcat atgactcttt gtagagccaa gacctacagt gataaggcaa 23040
gggaaaatat taaaacctcg gttcagactt ggtgaaggca taatggcaaa aagtatttgg 23100
gatacctgat tcttgacaac actaaacata tttattattt ctgtgaaaaa aatttacagg 23160
tcaaagaatt gaaaatgcct ggaagatagc taaaggatct ggaggctttt ggggcagaca 23220
gtcaggatct ggacatcagc aaactctcca gctttttttt ttttttttttt ttttgagacc 23280
agcgcagtgg ctgatgcctg taatcccaac attctgggag gccggggcag gcggatcact 23340

FIG. 6F

tggggtcagg agttcgaggc caacacggtg aaaccccgtc tctactaaaa ttacaaaaat 23400
tagccgggca tggtggtgca tgcctgtaat cccagctact caggaggctg aggcaggaga 23460
attgctggaa ctcagaaggc agagattgca gtgagctgag atcttgctac tgcactccag 23520
cctgggcgac agagcgagac tccgtctcag gaaaaaaaaa aaaaaaagaa attccatttg 23580
aattggtcat ttaaaaggat agaagactgt gctgaagaac atgcattcag aagtgagtga 23640
cccagtgggc caaggaatct attcgtatcc tgactttggc acacatatta acagtgttaa 23700
cctctgttcc tcctcctagt gagagctaca cgtgctatta ggtcaaatac atagctactg 23760
tttaactatg cttatttaaa atgagtaagt taaaaatatg taccgaacaa atccttttcc 23820
acttacacat gctgtatttt ttgtttttac aactttaaat ttctatcctc ttcccaccag 23880
tacaactgca tcttcttgtt aagaaaatag ttaacttagg aattaatttt atatccttca 23940
ataagagttt ttttgtttgt tcatgtgttt gagatggggg tctcactata ttgcccaggc 24000
tggtctcaaa ttcctgggct caagtgactg tcctgcctca acctactgag tagctgggac 24060
tacaggcacg tactactgca ccaggcttca acaagagttt ttagaagtgc ctagaaatta 24120
aagttctagg gttttgtact gttgagttaa tggtgtttct gaagaaagag tgtcaaatcc 24180
atcagttgct aagcctgctc ccttaaagtc actcaaaaat gtatttagac tccaaggcaa 24240
tcaacataaa ggaaaaatta tttttcccaa catttgtgtt tctgaatgct tgctgtgctg 24300
aatattggca ctgaatgttc atgtttaacc ttttgtctaa ttatttcatt tcaggtcctc 24360
cttttaggtc attattatta tatgtatata tgtatgtgta tgcatttctg tatgtgtgta 24420
tgtatgttag gtgtgtggag gacagcataa gctatcttta agtttcccat aattgaaaag 24480
ttgtatgggc acagtggctc atacctgtaa tcccagcact ttgggaggct gaggcaggag 24540
gatctcttga gcccaggagt tcaaaaccag cctgggcaac atagtgagac cctgtatcta 24600
aaagtaataa taataataat aataataata ataataataa taataataat aataaaatta 24660
aaaattagcc aggcttgtag ccccagtcac tcaggaggct cagatgggag gatcgcttga 24720
gcctgggagg gcaagactac agtgagctgg gtttgggcca ctgcactcca gcctgggcaa 24780
cagagagaga ccctgtctca aacagaaaag aaaagagaaa gttgatagct ccctggaatc 24840
acattaagcc agtggatgtc tgtttactac tttgaatctt ttgggtctaa aatttttgta 24900
attattgcca tagcagcaat tcagatccat ttcttagtga tgttacaaca actatcataa 24960
tatccaaatt agaaaataaa aatgctggta agagtttgtt tttgttttgt ttagtgatag 25020
tttaaatttt tattgaattt ttattatttg aagtttactg gtcggctata attaatggtg 25080
tctgttttac acgctattta gtatatgaag tttgtatgac cacctggtgt atttggatgg 25140
gttcaaagat tacacaacaa ttctgtaatt ctttaaagac tttggcaaat gttttctccc 25200
ctcaatttta aatcattgtt ttgtaacgaa attttaatta gaaaaaaatt gtttctttтc 25260
taagtgcagg cttctccatt gagccaataa agaatttgtt tgaaaataat tcccagcctc 25320
tagaactact aagagtataa ttttttttccc tttaattagt agcttagaat ttttttttaaa 25380
ccaatgccaa atgcaatgtg agctcaagtt tttagttcag ttctaaactt agaacccgtg 25440
attttcaagt gggttctaaa tttggcaaaa tgtcttctcc ctgccatagt agctggtgtt 25500
ttcccattct taagggttca tatgtcttat tttctaagca agcaatactg ttttccttca 25560
ctatttaata atttttccat ttcctctttg tggaatacca aatgtggtgc aacctttttt 25620
agcccgtaaa ataaaataga tacggcagct ttttgaaaga aaaaggggag gaaatggtaa 25680
gggggaaaaa agtcatttag cttgcttccc tcttacaagg aaaagacata ctgtatgtct 25740
tggatattga attacacaaa gtttatatat aggttggtag aaatcatcaa gtcagaattc 25800
agttcaggtg cttatttttt ctgcaaccct ctgcataaat gcaaaagagt cccagaacct 25860
tcctgaggaa aggatacgtg aaacagcatc ccattcgatc accacataaa gaagcctgtt 25920
caacaaagcc atccttccta gtctgctctt tgccaagtat ttcatggcgc tccttgcaga 25980
tgaaggcacc aagtgttgaa agcagaactc actaggtgca gtgctcaggc ctggcaagct 26040
aggggcactg gcctctgaag agtataggtg gttactgtgt agatgttgta ggtagttgga 26100
aaaagccact tccatccaca aagtgttgga gaaaaagaca ccaggatctc tccccaaaac 26160
acaagaccac attcactgca ttctcacact cacctgcatt gatctctgct gttcagctcc 26220
ctggctcagg tctctcccta tcatgtccct tgtatccttt tttctcctgt tacaattctt 26280
tcataaaaat aaaatgaccc agaggaaata agaccggcat gaagaaaaag gtgaaatgag 26340
gtttttattc ccctcccgca cccaacattt ggaatgcggt gcagtccctc gggcagcact 26400
cctctgcagc agactgtatc tgttggagca gcttcccttt cttcccatga tcatgttgtt 26460
taggcatttg taaatgtcac cccaaccgag agcaacaagg ctcaagcttg ctctttctca 26520
gagatagagc atttcccagc acttccctgg aggtcttggc aaataggaat cccgttcact 26580
ctagtctctc tggtcctacc ctcttctctg ctggggagga agaaccatcc agctccttct 26640
agcagcaggc agcctccagc aagagtggcc ttgacagtcc tgtccaacag gttccccctgc 26700
tttatttttc tcttgcttcc ctggtgccaa gaggcgagga atacttaaga tattttccac 26760
tcccagcctt cctggatact aagcattcag actaccagat tgtgggctgt ggcagcagta 26820
gattttccag gatggactgc cctcccgtca tccataccac tgccattggc agctgtctcc 26880
tctcccccag agccggcaaa tgttggtaga attccattga cctcagcatt cctagagtgg 26940
ctagaattga cttgaacatc caacctttaa gggaatgcag caaagtgaac cagccagtgc 27000
actgcccatg tgggaccata tgggtgattc gagcttgagg gagtaagaaa tcgaaatggg 27060
ttcagatcag cagaccagac tatatgccag cctctgaccg tgaagcaaag ggccattctg 27120
tgagagaaca ttgttgctgt accatgtcag cctcaaactt ttagggtagt gccacacaac 27180
attcctggtt ttccttaaca ataccttatt tatctggcct tgtctccaac atccctatct 27240

FIG. 6G

tgggcctcta tcatcagtca tagtgttttc atattaaata atctaataga aaaagcatga 27300
atagaaatca agggttcgag cttcagctct gctgtaaggt ggtgtatggc cccgggcaag 27360
gcactgactt tctctagatc caatttcttt catctaagac atagggatgc tggatttgat 27420
tataactgtg ttctaaaatt ccataaatct tccttaaact actacttact agtctaatga 27480
acagcaaaga gtatttaaaa tactattgta agatactgta atattttccc cataagcgtc 27540
cctaagttac tttggtcaaa ctttaaggaa ttccactatt tctagtcttg taggttcacc 27600
ctacctgtgc ttttcatgac ttatcttcct catgctcccg cttttccttt gatgttagtg 27660
attgcagatc tgctgtcttt tcttctcttt atctactttt atttataagt ctcagcatgc 27720
acttgattat ttttgttgcc catctctaga gagaccctcg ctctaaaaaa agtcataggt 27780
actcaaggca ggacactggt gttttccgtg ttttccggtg acaccacaca gtttggtggc 27840
tttgtgatgg ctgcggcatg ctgagctggt gcccctttggg ggctgccccc agtgtctccc 27900
aagttgcctt cctatgttat aagtgggagt tagggtctct catcttaaaa gtacatttga 27960
aatgttttcc tgctgggcac agtggttcac acctgtaatc ccagcacttt gggaggccaa 28020
tatgggtgga ttccttgagg tcaggagttt gagaccagcc tgaccaacat ggtgaaaccc 28080
ttctctacta aaaatacaaa aattaactgg gcgtggtggc tcatacctgt agtcccagct 28140
acttgggagg ctgaggcagg agaaccactt gaacccggga ggtggggatt gcagtaagcc 28200
gagattgcac tatggcactc cagcctgggc aacagagtga gactctgtct caaaaaaaaa 28260
aaaaaagaaa aagaaaaaaa gaaatgtttt ccatgaaatg cttcactctt tgctatatta 28320
atacttatct cccatttttt gcacatttac ccagctgtga gaggtccttt ggctgtttat 28380
ccccttggct ctttgtctcc tggaagaaga gtaatctata gaataaaaga ttgcactgtg 28440
tatttccact tccatgtcat cttccccttct cttctcttct cttccccttct cttttcttcc 28500
cttctcttct tctctcctct cctctcctct cctctttcct cttcctccta ctcctcctcc 28560
ttctttttctc tctctctctt tctctctttc ttttttgag acagggtctc acaatgtttc 28620
ctaggctagt tttgaactcc tgggctcaag cagtcctcct gccttggcct cccaaagtgc 28680
tgggattaca ggcgtgaacc actgcgcctg gcccattttt tcttaatggt gaaaacaaaa 28740
aacaaaaacaa tgtaataagc tcttataccc atcccagtcc ctgagacaga gtagcggttg 28800
ttgggggatg gagggtgagg aacgtggtga agatcctact tcaggaatgg caaaatagca 28860
tcctgcttca ctcagtttta gtagcaggta tagagtagtt ggtagcaaag ctggtaatag 28920
actcttattc cttcattact ttccccccact ttatcatttt agacatttaa ttatgaattg 28980
agtggctcct ggaggttaga tgctggggaa aatggggaag aaagcacacc ctgccctgca 29040
ggggcttaca gaggtgaagg tcacagacgc ctgggtagta cagaccctgg ccctggagac 29100
attgccaagg aggggcagct caggctggga tgggggggtac caagggactg cttcccccac 29160
agccaagctc tgaatgggat ggtcaggggc agcttctcag agctgaaaga caagcatgag 29220
ttggacaggt gtaaggttat cctgctggaa agacatcaag gcctgagaga gcatgaccat 29280
cccaggacct cccagtggct caggatggga gcttcagcat gggcaggaca gagaagcagg 29340
gcctgaccat gagtggccta ggatgctctg ctaagagctg aacattcggc tgggtgcagt 29400
agctcaaacc tataatccca gcactttgag aggctgaggc aggaggattg cttcagccca 29460
agagtttgag accagcctgg gcaacatggt gagacaccat ctctacaaaa aatttaaaaa 29520
ttagttgggt gtggtggtgc gtgtctgtgg ccccaactac tcaggaggct gaggagggag 29580
gatcgcttga gtccaggagg cagaggctgc agtgagccca gatgatgtca ctgcactcca 29640
gcctggtgac aaagggagac cctgactcaa aaaaaaaaaa aaagaaattt gcacgttctc 29700
ttgtgggcaa cagggagtca tgcaggaatt atttaagcag aggaacatca cgatcataat 29760
gtcataattt accttagaaa cgtcactcgg agtttcctaa cactaaggcc cagggttgga 29820
gtagagtgag caggagaagg tggcctcgga aatgaaggga agtgacaggg atcagagaca 29880
cacattaaag aggtaggatc cctaggactg gagggtttgc tggttgcggg gagtgaggga 29940
aaggaggagt taatgatgat actcaggttt ctgggccggg caactgagtg agaggacccc 30000
cagaggaagt tttaatgatg agcacaaagg tgattcttta tggccgtgcc aggcttccaa 30060
gccctggtgg atgcagaatg gagtggggtc ttgtgtttgc tttgctcact cacctgtggg 30120
tgaggagtgc tgggctgcta ccccttggct atattctctg acctgtcatc ttaacattag 30180
gacaattgct cctcaataat tggtaaagga ccagccatgg tggctcacac tataattcca 30240
gcactttagg aggccgaggc aggaggattg cttaaggcca gaagttcggg accagcctgg 30300
gcaacaggat atagctatac cctgtctcta cggaaaaaaa aaaaaaatag ctggtgttgg 30360
tggtgtgcac ttgtagtcct agatacccag gaggctgagg catgaggatg gcttgagccc 30420
gggaggtcaa ggctacagtg agctatgatc acaccactgt actccagcct gggcaacaga 30480
ataagactct gtctctattt aaacaacaac aaaaaaaaaa attggtaaag acctcacttt 30540
ttatttttatt ttttttattt cccgcaaaga cccttgaagt cgctaccaat gtcatttgct 30600
acctttggag tgcatctttc tgatactgtt ggttttaatg acaaaggcca gaacgggaaa 30660
gagacagaca tggaaggtgt cgagtcagac ttggcttcag agccagaaag atgggtttgg 30720
aacactagct gggtaagctt aggcaacctt aatttcctca cctgtaaaat aaggaaaata 30780
acacccaccc caaaggcttg atgtgataat tataatgagg taaagtattt atgatcctag 30840
cagatggtga atgcccagta aatattagtt tctgcccccc cctggcccca ccatagacgc 30900
ttgcggcctg agccccactg tctgctaact aataaaacat gagcttggtc tttaccatct 30960
tgatctccct gttgcttttg tgtgtaggtt tttgttttat ttaatctttc ggacaatgag 31020
agaagggaag agaaaagaga aagggagagg aggagggaca cggaatgata caaactcaat 31080
ttagaacttt cctaagtgaa aatgttgcct gaaagagtac cttcaggtgt cctgcctcag 31140

FIG. 6H

ttctttctcc aagagaaata ttaacctatg tgacaataat atgtgtctac agtagcacat 31200
ttaagactaa gaatacctcg aggcaggcag atcacttgag atcaggagtt caagaccagc 31260
ctggccaata tggtgaaacc ccgtttctac taaaaataca aaaattagct gggcgtggtg 31320
gcacacacct gtagtcccag atactcagga ggctgaggca ggagaatcgc ttgaacctgg 31380
gaggcggagg ttgtggtgag ccaagaggca ccactgcact ggtgacagag caagactcca 31440
tttcaaaaga aaaaaaaaag aaagacttaa gaatacctac atggagctgg catatcaggc 31500
taatgagtaa gacagaagct tcctggcctt ccaagactgc gtccttttc ccttgagcac 31560
cagccttgga taactagggt ctgacagagg cacgcttcaa gagtggagcc tcagtagagg 31620
tttactgttt tcatcatgat ggcagatgtg ttgtgtccca tccactgatt ttgccccacc 31680
gggggagcca gtcttcatcc ttgaatctta tagtcctaag gtatgatggg attggcatct 31740
caatttagaa aaatgccagg cctccgcctt gggtcctgtc caaatctttc agcttttgga 31800
gatacgcatt ctttcttatt actccttctg gacatagata agatctaacc cttcatttag 31860
cgtttagcgg ttagtgcttg caatctccct caggccacct ttcttagatg ttgggtagct 31920
tcggaatgtt ttggcattgg cttccgctct ccagccttca ctcttccccc tcttggcatt 31980
ctctttttct gttgctgtag cagatcttct tctaatctca tctgtgtgtt ttttttttct 32040
ccatcaaaaa atccctctga aaaagatcga aagttcagtt ctagccactg aagaatgtat 32100
agatacatga aagtgttttt ttgagtcttc taattgtctt taacaaacat acagtacttg 32160
aaaacaactt gttatcatat aatacttagg tcaggacata gtttctacct gcaagtttac 32220
atttatttct taaggtaagg ttaaagaaaa aaaaacacac acaagaggaa aaagattcaa 32280
gagactaata ttacacctct ttaaaaggca gagcaggaaa ccatagggag agtctcacaa 32340
aaatccattc ttctgcttgg gatgagatta ttgatttcct tagttactac ttttccctga 32400
agtgttgaaa taagtgcctt ttgatgcttg gacttgagaa aaacttgttc cccaaagcca 32460
tttggcacgt ataaatccca ggaactaggt actttaggca ctgtgtttgc caagcatgag 32520
agagaagggc ggggagggga ggagacagaa aaaggagcga gggaaggagg gaaagtggct 32580
gtactaggtg ccagaggaac catagcactg cgtgagagcg accgacatag aagggagcag 32640
gtcctcactg aggcctggct ctccttctct gagttctacc agcttcaccc agggcatcta 32700
catcacccac actgctcctg tgaaactggg ctaatttcat gcaaatctaa ataggtttca 32760
tccaaatgta aaacctacag ctgagtgcag tggtctcctg tagttccagc tattcaggag 32820
cctgaggcag gaggatccct tgagcctggg caacatagtg agaccccatc tctaaaatta 32880
aaataaacaa acaaatatat atgtaaggaa aacctagact gaattcattg aatttagtga 32940
atacacattt tgttgtcaaa gtgaatattc tacacatctc taaaattaaa ataaatgaac 33000
aaatatataa ataaatgaaa cgtagactga attcattgaa tttaacgaat acatattttg 33060
gtgtcaaagt aaatattcca cacaaggcaa tacattttga aggagtttat gaacttctat 33120
gatttctggt tatatgtaga aaatcacatg ctttaacttc cgaaagcatc tttattgtca 33180
cacagtaaat atttaaaagg agagattggg ttttagcagc agaggagggg gaaggacatt 33240
acaggccaga gaaacagtgt gaccagaatc ttgaaggtgg gaaagtacaa ggtccagttt 33300
gattagaaat caggagggca gcaggaggga aagcaagaga gaaactgcca gattagggag 33360
ggccctgagg gccagaagag gattttgtag ttaatttgga agaaaacatt gtaattaaat 33420
aaaaagtttt taaagcagtg gagctgtatg cattaggaaa attataataa catccaacat 33480
ctgttgatca tttacagtgt tctaagcgat ttacactgta ggctgagctc tttaggtata 33540
tgagctcatt gaaactcaca acactcttgc aaaggtgata tcatcatttt atggaagcag 33600
ctgaggctca gagaggttca ttcactttgc ccaaggtgac acagctagta agcaccagga 33660
ccaggatttt aaacttagag gtgtccggtt ccaaagcctc cattcttaac cacaaaataa 33720
taaatgccag aacaaaagaa gtgaaaaaaa gaattcaaaa actcttgtga cttaaatgtt 33780
actgaagttg gtgtgagggg agaggagaaa ggggagtcaa aaacaactgc tagaatttga 33840
gccagtgtgg gaattctgca ggtagtgaaa tcggaaagag gtaaggttta gagggcaaac 33900
tggagagctt gcaaaactgg tgagtggtgg gaataggagt ctgaagtcca ggatacagcc 33960
tggggctgga atggaaatca agggtcattt acataatgac agtgtttaaa acgcctctaa 34020
gaagagttgg tcactgaggt cttaaagaga gcagaagaga agcaaagatt cggactaagg 34080
tccaaattac agggaaagaa tgaatagcta ttagagaaga cacatcaata gtgacaagag 34140
gtaaaagttt agagctatga taaatgtgca tatttatctt tacagggaat atttccccat 34200
agggaacagt ttctagagta atgctgaatt tgtaaaatta tctgaatctt tgagtcctct 34260
agtagcacat ttcttctctt agaaattggg atttggccca gctatttggg aggctgaggc 34320
acgagaatcg cttgaacccg ggaggcagag gttgcagtga gctgagatcg cgccactgca 34380
ctccagccta ggtgacagag ggagactctg tctcaaaaaa aaaaaaaaag aaaagaaaag 34440
aaaagaaaaa agaaattggg atttgggggc tgggcaccgt gtggctcatg cctataatcc 34500
cagcactttg ggaggctgag gtgggaagat cacttgagcc caagagtttg aggctgcagt 34560
gagctatgat tgtgccaatg cactccagcc tgggcaacag agcaagaacc tgtctcaaaa 34620
aagaaaagaa aaagaaagca aagattatct tccatcagaa ataaatatga ttaacattta 34680
ttagtatatt ctttcagtct tttctggatt catacatact ctttttcaaa cagggatcct 34740
tctgaaaata gtttttctca caagatattg tgtatatttt tgcaaggcat tcagtttagt 34800
attcataaga atttgatagt gttataatga taataatgca tcataaaggc agattaaaat 34860
gcatttagcc aaacctctca ttggacatct aggttgtttc cacattataa ataatgctgc 34920
aattcataat ttttttaatt aaaaataatt ctttttagag acagggtctc actctgtccc 34980
caggctggag tgtgtctatt cacaggtaca atgacagctc actgcagcct tgaactcccg 35040

FIG. 6I

ggcccaagtg atcctcctgc cttggcctcc caaagtactg ggaatacagg agtgagccac 35100
catgcctggc cacttttac ttatttctga atatttccta gaagcaaaat cactggtcaa 35160
atgccatgag tgtgttcaat gcagagttca tttctgaaca tgactatcaa tttgctggta 35220
gtacttatgt tagactgtag tgaaccatgc tatctctttc ctacttcctc atttccattc 35280
ttgtaagtca aaaggaaacc ttacaacaag gatcaacagc aacctttcag aaaaagcata 35340
cacgtttttt gttgttgatt ttttttttct ttaacacctt caggtatggg ttagcagtca 35400
ccctctgttt acccttacaa accgctttgg gcactcagtg ttttttaaac aaagaggcct 35460
ggtaacttgg atggtaaggc tgtctgtccc aaccggtcca gctcctcact ggcagaggga 35520
cttctgcatt tccagcctgt gattttagtt agaggcaaat ccaaggtggg gagcctcact 35580
caggtgagga agatatttgt caggtctgct aggatttctc tcccaggctt cagaaatttg 35640
caagcatctt tgcatttcct ggcattctct ggcctggaat gctgtttttt gtcttgggcc 35700
tccctggcag agcaaggcag tccccttttc tgtcttcaga gcctttctct gggcttggga 35760
caggcccact gtgttggcac aagcttcatt tggtctgctg gggagcttgg ctgcaggctc 35820
tgggtgctcg gcatctcccc tggctgctcc tttctgtcct attcaatcag cctcagcacc 35880
tgcacttgtc agttaggcct gatgttaccc tggatgggaa atggaacttc tttactgttg 35940
ctctaattcc atgtttcaca aaccgcaggg cctatggatg gattgggaag taaatttaaa 36000
atgtgaagga aaaaaaaatc ggagtccatc gcaacaatgg taggtattgt ttcattaaac 36060
ttttttcaga ttttatatat gcaaactgta agggtcctat tcaaagacct tgaaagccaa 36120
gaatgtgaac tgtgcatttc aaacgtatgt cagtattcct atggggctgt gatgcatatt 36180
taggtgggga aatgtgatac cgtttttatt ttattagcta ggctaataac cgcaagatca 36240
tatggcttta gtggagaaaa cacaaggctt tggactcaga actgggtcaa tattgttgct 36300
aactagctgt gtgaccttgg acaattcaac gaatctctct gagcctccct tagtattgcc 36360
tgtaaaagac agataagcat cctggcctta taggattact gttaggatta aacaaaatct 36420
ttttttttct tttttgagac agaatctcgc tcttttgccc aggctggagc acagtggtat 36480
gatcttggct ctctctaacc ttcgcctcct gggttcaagt gattctcgtg cctcaacctc 36540
cctagtatct gggatcacag gcacacgcca ccacactcag ctaatacttt tgtacttta 36600
gtagagctgg ggttttgcca tgttggccag gctggtcttg aactcctggg ctcaagtgat 36660
ccacccacct ctgcctccca aaatgctggg attacaagcg tgagccatca caccagccat 36720
aaacaaaata ctctatgtat agtgcttagc acatgggaga cacatgctaa ataaagcttg 36780
ttgtctagtc ttttgtctgg gccataagac atcctctctt ggcagcacag ccactctctt 36840
cctcatctca agagtacatg ctggctgggc gcgatggctc aggcctgtaa tcccagcact 36900
ttgggaggct gaggtgggca gaacacttga ggtcaggagt tcgagaccag tctggccaac 36960
atggtgaaac cccatctcta ctgaaaatac aaaaaattag ctgagtgtgg tggcttgcgc 37020
ctgtaatccc actactcggg aggctgagct tgagcctgag aggctgaggt cgcaatgagg 37080
ctgcactcca gcctgggcaa aagagtaaga ctctgtctca aaataaaaaa actgagagag 37140
agtacatgct acctgtgtct caaaaaaaaa aaaaaaaaaa aagtacatgc cacctgcgat 37200
atcacaacag ttctgtttct cagtttccca ctctatggtt tgtatgatga caataagtgt 37260
ttcctataaa aagaatctct gatcaagaaa atttcagaat tacagtttac aatcatatga 37320
aatgcttagg ccccaactca aatgtctgca ggggccaggg aggtgatatg attgggtgaa 37380
aagtcaggct aaccacttag ggaatggcgg ggactgtggt aaacttgaga accctgacct 37440
ctttgaggga ggcagttact cttcattcca accatcctcc ccatgtggaa atgtgaaccc 37500
aaccttatca gatctctcac ttttcaaaag aagccaaata tctggatttt ttattgtgaa 37560
gatttctact gttttctggg ttttgtttgt ttgtttagag acagggtctc tctctgttgc 37620
ccaggctgga tggagtgtga tggcaggatc atagctcact gcagcctcaa actcccgggc 37680
tcaaacaatc ctcctatctc agccttctga gtgagtaggt ggaactacag gtgagcgcca 37740
ccaccacacc cagggaattt ttttttttct tttttagaga tggtctcaaa ccgggcacat 37800
tggctcacac ttgtaatccc agcactttgg gaggctgaga caggcagatc acttgagccc 37860
aggagttcaa gaccagccca ggcaacatgg agagacccct atctctacaa aaaatacaaa 37920
aacataatta accaggcatg atggtgtgca cctgtagtcc cagctacttg gggtggggtg 37980
aagggagggg agaggtggga ggagactgca gtgagccgag gtcacgccac tgcactccag 38040
cctaggtgag accctatctc aaaaaaaaaa aaaaagagag agagagagac agtgagctga 38100
agtcgcatca ctgcactcca gcctaggcga gaccctgtct caaaaaaaaa aaaaaaaaaa 38160
aagagagaga gagagagaga gacagtgagc caaggttgca ccactgcact ccagcctagg 38220
cgacagagcg agactgtctc aaaaaaaaaa aaaaagagag agagagagag agagctgagg 38280
tcgcatcact gcactccagc ctaagggaga ccctgtctca aaaaaaaaaa aaaaaaaaaa 38340
acaaaaaaag aaaagaaaaa aaaaagagaa agagagtgag ccaaggttgc accattgcac 38400
tccagcctag gcgaaagagc aagaccctgt ctcaaaaaaa aaaaaacaaa aaaagagaga 38460
gagagagtgc caaggttgca ccattgcact ccagcttagg cgatagagcg aaaccatctc 38520
aaaaaaaaaa aaaaaaaaaa aggagagaga gaccatctcg ctctgtcgcc caggctggag 38580
tgcagtggtt caatcactgc ttactgcatc cttgaactcc tcttctgcct cggcctccca 38640
aagtgctaag attacaagtg tgagccacca tacctgccca atgtctacct ttttaaaaca 38700
ccgctttgac cgaatgaaac gtctgtgggt cagataaggc cagagagggg ccagtttacg 38760
ctgtcagtcc taacccttca tggctgggca tactcattac ggtcaccccc ggctctccag 38820
aaaagcctcc cacggtatcc ctataaaagc gcttgtttaa aattactata atattttgca 38880
gcaaaaatat actttaagca cagaatatgt aactccaata atagatgaaa attctaccta 38940

FIG. 6J

atgaagagga ccatcttttt cacaaggtgt taaacaccat gaacagcagg aaagaaatag 39000
gcaaagttgg cgagggagtg ttccattgtt cctgtcttta gttaaccaaa accactcgta 39060
agacatttat tgctttttaa aaaatagctt tatcaaaata tgattcatac accatgtaat 39120
ttacccactt acagtgtaca attcaatggt tttgggcata tttaccaggt catgctgcca 39180
ttactataat ctaatctgca acatttttgt acccctaaaa gaaactccat acccattagc 39240
aggcactctc tttttcccca aaccctggaa gccactaatc tacttccctg tctataatat 39300
ttcctgttct ggatatttta tataaatgga atcatacaat atgtggcctt cttatgtctg 39360
ggctctttca cttagcataa tgtcaaatat atatgtatgt gtatggatat accacattcg 39420
atttatccac tcatcagttg atgggcattt gggtgttttc cacttttga ctgttacaaa 39480
tgctgctgct atgaagattc atgtacaagt gtgtgtggac atgtttttgt ttcttttggg 39540
tatataccta ggagtggaat tgctgggtca actgctatct atctgtgttt aacctttga 39600
ggaactgtca gcttgttttc caaaacacct gcccgtttac atttccacaa gtgtgcataa 39660
gggttccagt ttctttctcc acatgctcac ccatgcttgc tactgtctat ctccttgatt 39720
atagccatct gcgtgggtgt gtgataagca tttattctga aggtgtaagg cagttttaat 39780
agagcagctg aatttgatgt ttgatgtgat tattgagatc aagacctaat atagggatct 39840
tttctgaact tagatcacct ttctgtaaga acttttacta ttgcgttttc cactcgtcat 39900
gtgtaccatt ctttgactaa ccagaggaca ggcctcttaa ggaaaggtct gatattttcc 39960
ccttactaac cagtaaaatc atccaattct agagaactta ttgatataaa ttagctttgg 40020
tacaattttc tgtgccatag cattgatggc tatcatcaat gctgcccacg gagaagctgc 40080
tgatttcccc ccggaaaact cgggctgagg caggaggtac ttaagcagct ggggaagagg 40140
ttctccttct ccatacatga acacatatag caccatctcc ctctctttcg cctctggtct 40200
ttcttcttgc ctctccattt agtcatgaaa catcctttca agttagacta aggtagtgac 40260
agccctaagg aaatgttgag gaaactgagc atagacctcg gtgactatga gaggtccgtg 40320
catagtgaat tgaggggatt ggatgtcagt atccttgctt ctagtctgga gttcacaaac 40380
ctgtgctctc ttcttttcct aaatgcctca ttcctttatt ttcactgccc taaaaaaaaa 40440
aaaaaaagtt ttcagtatgt gtgatcctta gtatggttgt atggttatat ggttgacctc 40500
atcagacatt ttgggttagc gtttcctctc cttttccgaa actggcctgt tttgcaaagc 40560
agacaagaga attcatatag cttgacttta ggactcattg cattgggaga gatcaatatt 40620
ttcaaccaat gaaaaactta cagctcccag tctgcatttt tgttgttgtt gttgttttct 40680
gtattgtttt gttttgtttt gaaatggagt ctttctctgt agcccaggct ggagtgcagt 40740
ggcaccatct cagctcactg caacctctgt ctcccaggtt caagcgattc tcatgcctca 40800
gcctccggag tagctgggag tacaggtgtg cgccaccatg cctggctaag ttttgtattt 40860
ttagtagaga tgcggtttca acatgttggc caggctggtc tcaaaacccc tgaccttaag 40920
ttatccgcct gcctcggcct cccaaagtgc tgggattacc agtgtgagcc actgtgcctg 40980
gccttgcatg tcgtattttt tttacgtcag agtttttttat ttgtatcttt gttttgagac 41040
agagtctcac tctgtggcac tctggtgtag tctccattca ctgcaacttc cgccccctgg 41100
gttcaagtga ttctcgtgct tcagcctccc aggtagctgg gactacaggc atgcgccatc 41160
acacccggac tcattttggt ctttttagta gagacagggt tttgccgtgt tggccaggct 41220
ggtcttgaac tcctggcctc aagtgatcca cccacttctg cctcccaaag tagtgggatt 41280
acaggcataa gccaccacac ctggtcacct tttaagtttt aaaagcccat tggtggccag 41340
ccgcggtggc tcacgcctgt aatcccagca ctctgggagg ccttaggcgg gcggatcacc 41400
tgaggtcagg agttcaagac cagcctggcc atggtgaaac cccatctcta ctaaaattac 41460
aaaaaattag ccaggcgtgg tggtgcgtgc ctgtaatccc agctactctg gaggctgagg 41520
caggagaatc gcttgaaccc gggaggtgga cgttgcagtg agccgagatg gtgccactgc 41580
actccagcct gggcaacaag agtgaaactc catctcaaaa aaaaaaaaaa aaaaaaaaaa 41640
aaaaaaaggc cgggcacggt ggctcatgcc tgtaatccca gcactttggg aggcggaggc 41700
gggtggatca cctgatgtta ggagttcgag accagcctgg ctaacatggt gaaatcccgt 41760
ctctactaaa aatacaaaaa aaaaaaatta gccaggtgtg gtggcccatg cctataatct 41820
ctgctacttg ggaggctgag gcaggagaat cacttgaacc tgggagacag aggttgcagt 41880
gagccgagat cgcgccactg cactccagca taggcaacaa gagtgaaacc ccgtctcaaa 41940
aacaaaaaac aaaaaacaaa aaaacaaaaa aaccaaccat tggtttggtt gaacatggga 42000
gacaaacatt aaattaaaga taaaataaaa taggccaggc gcgctggctc acacctgtaa 42060
ttccagcact ttgggaggcc aaggcaggtg gatcacgagg tcaggagttc aagaccggcc 42120
tgtccaatat aatgaaaccc tgtctctact aaaaatacaa aaattagcca tggcgcgtgc 42180
ctgtagtccc agctactcag gagtctgagg cagaagaact gcttgaacct gggaggtgga 42240
ggtcgcagtg agctgagacc acaccactgc actccaacct gggcaataga gcaagcctct 42300
gtctcaaaaa attaattaat taattaaata taaataaata aataaataaa taagtctggg 42360
catggtggct cacacctgta atcccagcac tttggaaggc tgaggcgggt ggatcaccta 42420
aggtcagggg ttcaagacca gcctggccaa catggtgaaa ccccgtctct actaaaaata 42480
caaaaattag ttgggcatgg tggcacacgc ctgtgatcct agctacttgg gaggctgagg 42540
caggagaatc acttgaaccc aggaggcaga ggttgcagtg agccaagatc gcgccaccgc 42600
cctccaacct ggacgactga gtgagactcc gtctcaaaaa aaaaataaaa taaaacaata 42660
aaaagccaat tggtaacaat ctttgggcag acaatcttgc agttttctgt gataaagtct 42720
aatttggctt gccatagttc actgtatcca ccaaggaata atcttggcct aattggaaac 42780
tggtaaatgc ttagactata tgtgtttctc tacatttgag atcccctctc accctccaac 42840

FIG. 6K

tgtgcctctc ccttttaag ttacgtcaat gagatgtaat tggcacctat cctcaatctt 42900
agtatcctaa cattcgcttc ttattctatt ttcctgcctt ttgatttaga aagacctaaa 42960
tgcttttaga tctaaagata gaagaggaag gttaaaacaa taatttgcaa tacgtactcc 43020
ttcagctatt aattcattta tgcaacgggc tttatttaat gcctgctgta tgccaagtac 43080
tctgctaggt gcttgggatt caaagatagg ggctgggctc agtttctcat gcctgtaatc 43140
ccaacatttt gggaggccaa ggagtttgag accagcctga gcaacatgga gagaccctgc 43200
ctctacaaaa aaaaaaatag ccagcaccag gcacggtggt tcatgcctgt catcccagca 43260
ctttgggagg ccaaggtagg aggatcactt gagcccatga gtttgagacc agcctgggca 43320
acatggagag accttgtctc tacaaaaaat aaaaataaaa ataaattagc tggggctggg 43380
cacagtggct catgcctgta atcccagcac tttgggaggc caaggcgggc ggatcacaag 43440
gtcaagagat ggagaccatc ctggccaaca tggtgaaacc ccgtctccac taaaaataca 43500
aaaataagct gggcgtggtg gcacgcgcct gtagtcacag ctgttcggga ggctgaggca 43560
ggggaatcac ttaaaccaag gacgcagagg ttgcagtgat ccaagattgt gccactgcac 43620
tccagcctgg tgacagaggg agactccgtc tcaaataaat aaataaatag gccgggcgtg 43680
gtggcactca cctgtagtcc tggcttccca ggaagctgag gtgggaggat ggcttcagtc 43740
ccagaaagtc aaggctgcag tgagccgtga tcatgccact gcactgcact ccagcctggg 43800
caatacagcc ataacctgtc ttagaaaaaa aaaaacaaaa aatacagagt tcttgccttt 43860
aaggtgtaca gtgcagtggg acaagcagat acaactggag aaccacaatt gtgattgcag 43920
taattaatat acacaatatt acaggattac agaaaagagg tacgtcccct atcctagagg 43980
ggatggagga agggcataaa gtacattaat gacgatctgt aattcagttg tttaaattga 44040
gcatgggaga gggtgttcag gcctcttcga ctggatgact ttgtaatttg ggataaaaca 44100
cccaataact tggccgggta ccagggctca tgcctgtaat cttagcactt tgggaggctg 44160
aggcgggcag atcacttgag gtcaggagtt caagaccagc ctgaccaaca tggtgaaacc 44220
gtctctatca aaaattcaaa attacccagg catggtggtg catgcctgta gtcccagcta 44280
ctcgggaggc tgaggcacga gaattgcttg aacccgggag gtggaggttg cagtgagctg 44340
agatcgtgcc attccactcc agcctgggca acagagcaag accctgtctc ataaaaacaa 44400
aaacaacaac aacaaaaacc caataactgt aaagtaaaat atgtcaactt gtgactaagg 44460
attcatgtgg aagaagaaaa gcgtctaata tcataaagga acatcaagat tgtggggtta 44520
gagctagaag atgttggttt tattttaaaa tttctgtctt ttttatgttc ttccctgcct 44580
atatcacaga aaatcaaata taagaaatga attgcctgca agtggtggtt tttaaactct 44640
tctctctgat atagtctctg ttaaacttgg gaataaataa aggtaccatc accagactag 44700
gggaagatta gcattgtttg aggttaggat ttaaaaaaaa caaaacaagg ccgggtgcag 44760
tggctcatgc ctgtaatccc agcactttgg gaggccaagg tgggcggatc acctgaggtc 44820
aagagttcaa gaccagcctg accaacatgg tgaaaccccg tctctactaa aaataaaaaa 44880
ttagccgggc atggtggcgc atgcctgtat tcccagctac tcgggaggct gaggcagaag 44940
aatcgattga accaggaggt gtaggttgca gtgagccgag attgcaccgc tgcactccag 45000
cctgggcagt aagagcaaaa ctctgtctca aacaacaaca ataacaacaa caacaaaaaa 45060
ttcactagat ttgcaatcac tgccttcata taagattaaa atatgaagaa aaactcaagg 45120
ttaactgcac ttgaggtttt ctaaattatg ggattgaagg ggtctatata attttaaaca 45180
ttaaaaaaag tttaatcttt acaaccctgt ggtcccctcc attttatagc tgagagaatt 45240
gaagcatgga ggtttaaaaa catgcccaag atcatacagc tagtaagtag cagagctggg 45300
atttgcaccc aagtctattc aattccagtg cctattactc accatatcat cctgtcaaaa 45360
tagaaacctt gtgtgggccc attgctctca agatgtcctg tggccataaa tgcaccctgg 45420
caggagcaag ctggtataga caaccagtaa agtgtatggc cgtgccagta caaagccaac 45480
actgctcctg gaaaatattg atagtgccat attcaactaa tcgtcaaatt ttaatatcat 45540
cgatgccact gaaagtatct taatcattct catgaatatt ttgtaatatg agacattgag 45600
aagataagac agtattgaaa taaatatcta gatttaaaaa atataaaatt tgaatgatta 45660
gtagagggaa gcagaggata gtaaatatgt gtgaaaataa taacataaaa gttaacttta 45720
gatatattat ctttaaacac tgcatgtgca gtataccaat ttatatcctc tttaatatta 45780
tagtcttttt catgtgcatg tgtgatatat tgtccattca ccaagactat aatccctgag 45840
tccgatagtg tattttcttt taaaaagaaa tcaacattaa aacaggaaag attatctaag 45900
cttactctca agtagtttaa tacatttgag gaaataaatt aggttatgga tgcttataag 45960
cgatataaaa aatcaaatta acacgatgta ggtgatttat tccaaatttg atctgttaca 46020
tttggaggaa ttggttgttg gatttagaag tgtacaaaat accattagag agtgaaaaaa 46080
aagggaagtc tgttataact gaataggggc gtggtctgct caggctaaaa ggaatagata 46140
gtagtttcat aaaggactga tataactgta gagtcttcag aactggccac tacagccagc 46200
acattttctc tacagacgta agtatgtcta ttaataccag ccagcttggt gagttagaga 46260
aaccacagcc tgtggatttg ggcacatgca ctctctgcct gcatctaatc cttcgggtaa 46320
ccatatacct acaactcctg taatcctaga gcagttacat ggatgcacta agtggtgtga 46380
tgggagggaa agatagcatc acaaggattc gtttgattgt aacagtaatc cacaccaagt 46440
caaataaaat agccaaacag tttagaatgt ggtctctaat gaatttgcta attctaccag 46500
ggcctcacaa acatttcctg ctagagtacc ccatatcaaa ccaagtggct gttctttaat 46560
tacatggaat aattatttga tttccaggaa gttaagacag tgctttgtat ttaaataaaa 46620
agttctagac atgctgtgaa actcgatcaa accaagaaaa agggtgaaac tgaatgcctg 46680
ctcactgact caagatttca gctgctcagc gagcctgacg tgacggctta tgagcccaga 46740

FIG. 6L

aaaggggtat tttaaacccg gctggctgga tcatgtcact ttcttataga agccctgcct 46800
ttccagagac ctaaagtgta acgcaatcag agacctttga ggggctcgag gctcggcggc 46860
ttccgccccc cagcaccagc agagacccca gttttcaggg gacatgatcc catagtgtcg 46920
ccctcacttt tgaagggcca ttaaaagcct ggggcctctt atctcaacgg ctttgggcgt 46980
gaatgtgggg caagaagggg gggggagacc tgtgggtgtc tcttttgcct gaggagttgg 47040
agacacttgt ggaaaagtca ggccctttcc gctccggcgg ccgctccggt gtggggctgg 47100
cttgggttag acacatgcac acatacacca tagagctctg ctttcccgta gcagctgctg 47160
cctctgcctc tgcctctccc gcctcagcct ctttgcccgg catacacaca cattcagatt 47220
tgcgcgctgt ttcaatcctt gatgacgtgt ccccggagac agccaatagc aaacgggctc 47280
tggtcaggac aatgggaggt atcgggccaa tgagcgagcc ccgtgagttg gcggtagcca 47340
ataggagccg cgctggctgg agagtaatgt tacagagcgg agagagtgag gaggctgcgt 47400
ctggctcccg ctctcacagc cattgcagta cattgagctc catagagaca gcaccggggc 47460
aagtgagagc cggacgggca ctgggcgact ctgtgcctcg ctgagggtga gtctggggca 47520
gcgccgcggc ggggagagcg cctccggcag ctccccagcc cgcgcggcgg ccggatcccc 47580
gcggccggga gccggcgggt caggatccac acaaaggcaa atgaggggag accgtggggg 47640
gaactgcgca cggagcgagc ctctgcccgg gcgccgggaa cgctgccccg cgccggtgcc 47700
ccggccctca ggcagcctga ggcgccggga gccccgcgcc ccgcgagttt ccacccccgg 47760
cggcgtccgc gctgactggc gcaaaaaaaa aaatttttt tttaattaaa aaaattttga 47820
acgtgttttg ggccctcggg ccgggcgttc gggcgggcgg cgtgcgcgga gcgcggccgg 47880
ggcggcgggg ccggcgcggc tcggcggcgg cggcgggagg gcagcggcgg cgcttccccg 47940
ggctgcattg gccgccgccg cagcgagccg ggcgctggcg gggagcgcgg ccagccgggc 48000
gggcggcggg gcgggcgggg cgccgcggcg ggcgagggcg gcgcgggggc ctgggggcgg 48060
cagtgcgggc ccggccggcc tcggcccggt cgcggcggcg gcggcggccg ggcggcgggg 48120
ggagcggcgc cgctgcgctc gctggaacat ggctgactcg ggcccggcgc tgctggctgg 48180
agagaaaaca aggcgggcgg gcgggggagc tgggcgcagc agttccgagg caacttttt 48240
tttcctctct cttttcacag ccccgcgttc tccgtgcggg ggcggcgggg cgcgcggccc 48300
gcgcggaggg agacggggag tggcgggcgg gtgggccctc gggcggcccc caccgcggcg 48360
gggggagggg agcggcgcgg aggggagggc ccggccgcgc gccccccgcc cctcccccgg 48420
ccgtaatggc cgagtgtgtg cgccagagcg cggctcgcac cccgcccgcc gccgccgccg 48480
cgcccgcacc ctcgcactca cacactctct catacacaca cacacacaca cacacacaca 48540
aagggaagga gccatattct cgctcgcgct cgccctcgcg gcggcggcgg cgcaggcgga 48600
gaagacgcgc agcggccatt ccgtgcgcgc cggccccggc ggccgcgggc ggagccagcc 48660
cccatttcga gcggggcttc tccctgcgcc gagcctgaca aaatgggggc ggcggcggcg 48720
cgggcctgca gggcctgccg ggcgcacgtg gcggcctcgg gcctgggagc cgggccgcgt 48780
cctctctcct cggccgcgcg gccaccggcg aagttctagg ggcgggggggc tcgccccgcg 48840
caggagtcac cccaactttc acggctccaa aaaatacttc ccgagttggg ggaggggggcc 48900
accgagccac gagcaggagt ggcttttgtc cctcatcctt gtttactcgg agaaacttca 48960
gaccggacgt gtttagtcag aacagaaata catctcaggg ccaaaccgat aggaaacgag 49020
gctgcctcgc ggtggcaccg ccacccccca accgggttcc gagcaccgga gctggctgct 49080
gctccctctt tggagcaaag ttttatgcaa agagggtgtt ttttgaaact ttcggtgcac 49140
ggtgattttt ttttttaag gtcccataat taggaagagt cgactcgctt aggcccttgt 49200
ttattcccta tctagtgcaa agccacgaat tggcagcatg ttttctgacc tttggtttgg 49260
ttggtttaaa atggtgttct agattttaaa atcgtttaag tgaccagtta gatactcatt 49320
cagagcagac tcgggcggat agatagggaa tactgtatgg gtatatcttt gtgtctagac 49380
tttttgagat cgccctgaag gactgttttt gttttgtttt gtttgcttgg catagcccct 49440
tcaaggaatt taatctctcg gccatattct tgtctgattt tacggaggtt gatgtcgcta 49500
ctgtgttaaa taaccagtac tttggttttc attcccttac taagtacttt aaggtcttat 49560
atgtcataat tttattgcta acatcaaata tttatttttat tttttagaaa aataactaaa 49620
catgggcaaa ggagatccta agaagccgag aggcaaaatg tcatcatatg catttttttgt 49680
gcaaacttgt cgggaggagc ataagaagaa gcacccagat gcttcagtca acttctcaga 49740
gttttctaag aagtgctcag agaggtggaa ggtaagaggg cttaaaacat gctaacaagg 49800
taattaaaag acagtttcca attgaggatg caaaaaaaag cctagttggc attctcgtag 49860
tgggacgcta ttacatagca aaagacattg gttttgagga taatttactt aaatgttaca 49920
acttaaactt acaaataatt attttgtaga ccatgtctgc taaagagaaa ggaaaatttg 49980
aagatatggc aaaagcggac aaggcccgtt atgaaagaga aatgaaaacc tatatccctc 50040
ccaaagggga gacaaaaaag aagttcaagg atcccaatgc acccaagagg cctccgtgag 50100
tatcttgcct gtttttactt cccagacacg ttttacagta gaatctgaga gaaatttagc 50160
aagctacttt gtcagtttag agtgtaaatg tacaatcaaa gtttcttagc taatacttgt 50220
tcatattggt tatatttaaa tagtataaaa ttcctgttgg gtgggagtgt tcccagagca 50280
tttgaattag acatttggtc tcctttgccc agtgtatctc cttttgatct ttttatttct 50340
tgaaaaatac tatccctttg aaatagtgta attgtagaat gttcatctag ggttctagct 50400
agtataaatt aaatagttgt aaattaagct ttggttgtga aggatattta gtatattata 50460
gtatttgcac cctgtccaat gcatcacaga aattcacagg cagctttaaa tagcaatgca 50520
gtgtacactt gatagtattt gtttttgtga tctgttaact taaaatccta aaattaattt 50580
ttttttagt tcggccttct tcctcttctg ctctgagtat cgcccaaaaa tcaaaggaga 50640

FIG. 6M

acatcctggc ctgtccattg gtgatgttgc gaagaaactg ggagagatgt ggaataacac 50700
tgctgcagat gacaagcagc cttatgaaaa gaaggctgcg aagctgaagg aaaaatatga 50760
aaaggtaaga agtgtgggtt tgcttggtaa aatgatgaca agtacgccag atgtatgatt 50820
gtacttagtt tgaggtgtaa taagttttta gggtaacagc tacattaagt atggtgttga 50880
tataagtcct catccttcaa agaatgcaga ggaccaaata aattagggtt tttttgacta 50940
aaatgtaatc agactcagac aaaggctgtg tacatttatg ttggttttgt tattccccag 51000
tatcttgaag ttcatgaaaa tgttggtagt cacttcaagt caaaaatgag cattttcaaa 51060
tggcttggca tacagtacaa aaacaggcta gacaaagtaa tataggctat atttttctta 51120
gtcatatcct gaaacattta tgttcttttc ctttagatac tcaaaaaacc acagcatcac 51180
taagttaaat tacaagtctg ctgctctgtc cagtaaatta ataagattaa ggaaatctat 51240
aactcttata gttcagtaaa ttgaaatatt aaatacttaa ttttcagctt tagtcattct 51300
gaaaagtgtt tatttctaga tgtttcttaa cctaattgca tgtttattga caaattacct 51360
ttttttttta agaccacatt tcctactaag gattaaggtc tgacagtgta aacctgtaga 51420
gtgctttttt gcattcagaa ggtggcagtg tctacccttt aatcaaagtc tctacattct 51480
ggttttaata gagttaggat gtggtacata attgcacctc aatgaggcat aactttgcaa 51540
atattagact atgccatttc atgagttata gattgttata atgatcttgt atttttatgt 51600
tcatttattg aagttctagt tatttctgga gttgctgtgg atctacagat acgtgatatt 51660
ttggtataac tagaatcttg atttctttca taaagttctg ccatgttcta tttctttcct 51720
taatgttttt ttcttcccta ctgttttatc ctccctttgc tttggaagga tattgctgca 51780
tatcgagcta aaggaaagcc tgatgcagca aaaaagggag ttgtcaaggc tgaaaaaagc 51840
aagaaaaaga aggaagagga ggaagatgag gaagatgaag aggatgagga ggaggaggaa 51900
gatgaagaag atgaagatga agaagaagat gatgatgatg aataagttgg ttctagcgca 51960
gttttttttt tcttgtctat aaagcattta acccccctgt acacaactca ctccttttaa 52020
agaaaaaaat tgaaatgtaa ggctgtgtaa gatttgtttt taaactgtac agtgtctttt 52080
tttgtatagt taacacacta ccgaatgtgt ctttagatag ccctgtcctg gtggtatttt 52140
caatagccac taaccttgcc tggtacagta tgggggttgt aaattggcat ggaaatttaa 52200
agcaggttct tgttggtgca cagcacaaat tagttatata tggggatggt agtttttca 52260
tcttcagttg tctctgatgc agcttatacg aaataattgt tgttctgtta actgaatacc 52320
actctgtaat tgcaaaaaaa aaaaaaaagt tgcagctgtt ttgttgacat tctgaatgct 52380
tctaagtaaa tacaattttt tttattagta ttgttgtcct tttcataggt ctgaaatttt 52440
tcttcttgag gggaagctag tcttttgctt ttgcccattt tgaatcacat gaattattac 52500
agtgtttatc ctttcatata gttagctaat aaaaagcttt tgtctacaca ccctgcatat 52560
cataatgggg gtaaagttaa gttgagatag ttttcatcca taactgaaca tccaaaatct 52620
tgatcagtta agaaatttca catagcccac ttacatttac aaactgaaga gtaatcaatc 52680
tactcaaagc atgggattat tagaatcaaa cattttgaaa gtctgtcctt gaaggactaa 52740
tagaaaagta tgttctaacc tttacatgag gactctattc tttaactccc attaccatgt 52800
aatggcagtt atattttgca gttcccacat taaagaagac ctgagaatgt atccccaaaa 52860
gcgtgagctt aaaatacaag actgccatat taaatttttt gttgacatta gtctcagtga 52920
agactatgaa aatgctggct atagatgtct tttcccattt atctaaatat ggactgctca 52980
ggaaacgaga ctttccatta caagtatttt taattaattg ggccagcttt tcaaacaaag 53040
atgccacatt caaaataggg tatattttcc tatattacgg tttgcccctt tataaatcca 53100
agtagatagg aagaaagaag acaaactttg catctcagta tgaattattc aatttatttg 53160
aatgattttt ctttacaaaa caaactcatt cattagtcat gtttatctgc ttaggagttt 53220
agggaacaat ttggcaattt tgtggttttc gagattatcg ttttcttaaa gtgccagtat 53280
tttaaaatag cgttcttgta attttacacg cttttgtgat ggagtgctgt tttgttatat 53340
aatttagact tggattcttt ccatttgcat ttgtttatgt aatttcagga ggaatactga 53400
acatctgagt cctggatgat actaataaac taataattgc agaggtttta aatactagtt 53460
aaatggcttt cacttaagaa cttaagattt tgttacatat ttttaaatct tgtttctaat 53520
aatacctctt agcagtacct tttaaataag tataagggat ggcaaagttt ttccctttaa 53580
aaatactcac tttatgctta taaataggtt aatgggctga taaaaggttt tgtcaaacat 53640
tgcaagtatt cggtgctata tataaaggag gaaaaactag ttttactttc agaatgattt 53700
aaacaagatt tttaaaaaca agatacatgc aagcgaacag cagggttagt gataggctgc 53760
aattgtgtcg aacatcagat tttttgttaa gaggagcaaa tgactcaatc tgatttagat 53820
ggaagtttct actgtataga aatcaccatt aatcaccaac attaataatt ctgatccatt 53880
taaaatgaat tctggctcaa ggagaatttg taactttagt aggtacgtca tgacaactac 53940
catttttta agatgttgag aatgggaaca gttttttag ggtttattct tgaccacaga 54000
tcttaagaaa atggacaaaa cccctcttca atctgaagat tagtatggtt tggtgttcta 54060
acagtatccc ctagaagttg gatgtctaaa actcaagtaa atggaagtgg gaggcaattt 54120
agattaagtg taaagccttg taactgaaga tgatttttt tagaaagtgt atagaaacta 54180
ttttaatgcc aagatagtta cagtgctgtg gggtttaaag actttgttga catcaagaaa 54240
agactaaatc tataattaat tgggccaact tttaaaatga agatgctttt taaaactaat 54300
gaactaagat gtataaatct tagttttttt gtattttaaa gataggcata tggcatattg 54360
attaacgagt caaatttcct aactttgctg tgcaaaggtt gagagctatt gctgattagt 54420
taccacagtt ctgatgatcg tcccatcaca gtgttgttaa tgtttgctgt atttattaat 54480
tttcttaaag tgaaatctga aaaatgaaat ttgtgtgtcc tgtgtacccg aggggtaatg 54540

FIG. 6N

attaaatgat aaagataaga aaagcgccca tgtaacacaa actgccattc aacaggtatt 54600
tcccttacta cctaaggaat tgtaaccatt gctcagacat tgtaggattt aactatgttg 54660
aaaactacag gagaggccgg gcgcagtggc tcacgcctgt aatcccagca ctttgggagg 54720
ccaaggcggg cagatcacga ggtcaggaga ttgagaccat cctggctaac gtggtgaaac 54780
cccgcctcta ctaaaaatac aaaaaattag ccaagcgtgg tgctgggcgc ctgtagtccc 54840
agtaactcag gaggctgagg caggagaatg gcgtgaaccc gggaggcgga ggttgcagtg 54900
agccgagatt gtgccactgc actccagcct gggtgacaga gcaagactcc atctcaaaaa 54960
aaaaaaaaaa acacaggaga gacaactggt ttttgaatga aatacatggg tactgccttg 55020
cttgacatca catagtcctt gatgaaagtt cacatttagg tctgcttggt acaatacgcc 55080
tcctaaaaag gtccttgatg aaagttcaca tttaggtctg cttggtacaa cacgcctcct 55140
gaaagggtct gatagctttc agtagcagta agacacttgc atgtgatggt aaggtatctg 55200
caaatttgca cacaccgtac acagcttaag tcttagaatt aacttgctaa aatgtgagcc 55260
tttggtaatt aggctgtttt attagggagt gtgataatat ttgaatttct tttcatattt 55320
gtgctttgtg tcattttcaa atgacccttg aaatgtattt taaaagtaga taaaagccag 55380
aaagtgattt gattgtctat ccagcaaaag atggtggttc attttcttgt cctcttaata 55440
ccaaggcagt gctaataaca cttgccacaa cttgggaaat tccatgggtc tatgccacat 55500
tgctcccaga gtaatgaggc aaaatagtgc tctgttatag aattgcttgt ttcacgatac 55560
atcatgacag ataaccatac aacatggaat gacacaaaca taatatgcca cactccagaa 55620
tatgtaatgc tcgtcttcca gggggggttca gtctaaggta atctctacca ggaagaaatg 55680
ctagatgact ttagacatgt gcattggttt ggaccttcta attagtggaa tttttactta 55740
ttttgacatg agagattaca tagaatctct atgttgccca ggttggtctc caaatctgct 55800
caaacaatcc tcccgcctca gtttctcaag tagctgggat tacagggaca caccactgtg 55860
cttagcttaa atagttgaat ttattgggca tccactgaaa agaaggaagt aggaataaaa 55920
tctgcaatag tatgactaaa cctgtaagtg agcatgagca gtggtgggca agggtatgca 55980
gactctggaa tccagaaata gaaagtcagt ggaaagccag gcacagtggc tcacacttat 56040
aatcccagca ctttgggagg ccgaggtggg aggatcactt gaggccagga gtttgacact 56100
agcctgggca acatagtgag gccttgtcta ctagaaataa ataattttgc agatatacta 56160
aataccattt taaaaataag tggaaaaggg attagagaga tccttgtaaa ttatgtactc 56220
atattcattg ttctctttag tcacataatt cagtcatgta cgtgacattc cacagtatgg 56280
tgctccataa tacatatttt ttctttttttc gatctcactt gtatatgatc cataatattt 56340
ttcatcattc ccttactgat ggacatttag attgtttcct atttttgct gtttaacagt 56400
actgcgctga acatctgtac atttctctca ggcatgtgtg ggtcttcaga tacctcaaaa 56460
gtagaactgc tgagtcaaaa gacatttgca tttaacattt tggaagatgt tgataaattg 56520
caccccaccc ccccccccccc gcccacaaaa gctgttattt atgctgtgaa acattttaac 56580
aatgattttg caattaatca agatttttac tggtttttct ttggctgtat aactctattt 56640
ttaaaaacga gaaattaaaa tactgaaata ctgtcatttg tccagagcta cctgaccaga 56700
ataagaaaca cagagagaat caactgaaag actcttagga caagccactg ctttatttaa 56760
actgctaaac tatttctcaa actcctggcc tcaaactatc ctccctccct cctcggcctt 56820
gttgctgaga ttacaggcgt gagaaccaca gttcctggcc taaactgcta aactatttct 56880
ctaaagttac tgcagtaact aaataagtaa tccactgtgt gaaaatgagg aggttctttc 56940
tcattttgat atactctgtc ctaaatggaa gtatgtggta gtttttttggt tggtttgttt 57000
tattctgggg agggtctttt ctagcagaga ttctatgtca atcttacaga agctgcagcc 57060
aacagttttg gaaatgcaag ttgttcaata aggtgtagca aaaggagaaa tgtgtggccc 57120
agatactagc ctttaggaga caagtgtttg gaaaggcaga atggattctg aggatttgcc 57180
ttaaatggaa taaagttcac cagttccttg ctggagatga tactttatgg caaaggacat 57240
actccaaatg tgcttataaa tgaaattgta tttatatgct caaagtgaaa ttaagctggc 57300
cgggcgcagt ggctcacgcc tgtaatccca gcactttggg aggctgaggc gggcggatca 57360
tgaggtcagg agattgagac catcctagct aatacggtga aacccccctct ctactaaaaa 57420
tacaaacaaa ttttccgggc gtggtggcgg gcgcctgtag tcccagctac ttgggaggct 57480
gaggcaggag aatggtgtga acctggtagg cggagcttgc agtgagccga gatcgcgcca 57540
ctgcactcca gcctgggtga cagcgagact ccaactcaaa aaaaaaaaaa aaaaaagtga 57600
aattaagctt agttccttag cgttacatag aatctctcat tagaggcttt accgtatttt 57660
gtttgttagc ttttgctttt tgggtttttt tctccttttc acaggtgttg actgtaccct 57720
ggttttgttt attgggtttc aattagagct tattttataa agtgatctga acataaccaa 57780
gtaagagaat aaaaaaccct aaaataaaat aaggatctgt tgagtgtgag agagtgctcc 57840
taaagataaa gaaaaacaag atgctcagtt gccacagcct caggtgccac tgtaatccct 57900
ggaagagatg aagagtaaga acttggaggc tactcaaagc aaagatattg cagctccccc 57960
acccctacac cccaagcccc atttccccag gccttgctct gccacctgga atcagcctgg 58020
ctggggcttg ggcacaggga atggggctag gcacacttag gctcagaagc agagaggctg 58080
accagagagc ctgttttcag ggagggacag aataaggcat agcactagtg taaggtccta 58140
gcacattaca ggcgaagggg gtctaagggc taccgtagtc taatctgtgc atttttacag 58200
agtagtggac agaggcccat agggattcag aggcttgctc aaggacaaat ggcagtatca 58260
aaacactcta gcagcaccag gctcacagta ggtgcaaaaa agatgtgagc tctttccccct 58320
tcccttaagg acagcaacaa aaaggctgga aaacttcctc attgcccctc acttccaggc 58380
ctgggttctt ctgctttggc tacaattttt gctatgctag gatagccagt acattctgcc 58440

FIG. 60

atcactgagg ttcttctctg gctttctcct ttgatttact tggacagaac atttctgaac 58500
tgaaccaaac caaaccaaac aaaaatactc ccagtcatgt agaaagttat aggctatctg 58560
attctaaagg gctggtaatc actaatataa tagatgctgc ttaggactgt agcctgatct 58620
tctggaagta gaagcaagat gcaatatgct acacacgaca ataacttttg aaaaatcggt 58680
tgcccttatt atgaatgaaa cttacattat tgaaacaaaa taaataagaa aacaaaaacc 58740
tgtaattcta ccagtcagca agactattac catattatgt gcccttccag tttctatata 58800
taacatgtaa tatatataga tatatagata tagatagatt ttaaaaattg aggtgagact 58860
catataacat aaaattaacc ttttttttct ttttttttct gagacggagt ctcgctctgt 58920
cacccaggct ggagtgcagt ggcgcgatct cggctcactg caagttccgc catccgggtt 58980
cacgccattc tcctgcctca gtctcccgag tagctgggac tacaggtgcc cgccactgcg 59040
cccagctaat ttcttgtatt tttagtagag acggggtttc actgtggtct cgatctcctg 59100
acctcgtgat ccgcctgcct cggccttcca aagtgctggg attacaagcc tgagccatcg 59160
ctcccagccc attcattcgt ttttaaggct gaataatatt ctattgtgtg tatataccat 59220
aattccttat tcattcatcc agtgataagg tcttaggctg tttccacctt gtggctattg 59280
tgaataatgc tgctatgaat gtgcgtgtac atgtatttgt ttgagttctt gttttcaata 59340
ctttgggtat atatctagga gtggaattgt cgggtcatat ggtaatttta tgtctagctt 59400
tttaaggaac tgccaaactg ttctccacag cagctgcacc acttcacatt cccaccaatg 59460
atgtatgagg gtttcaattt ctctacaacc ttgccagcac ttcctatttt ctatttttta 59520
aaattatagc catcctagta ggtgtgaagt ggaatcgcat tgtgatttga tttgtgtctc 59580
cctaatgact gatgatactg agtgtctttt catgtgttta ttggccattt gtatgctttg 59640
gagaactaat tcaagttctt cacccatatt taaattgagt tgtcttttta tagtgttgtg 59700
tgcatataga tatacataca tatatatgtt ttaaaaaatg ttaataattt aaaaatactg 59760
catttgtaag ctgctttttc tacttcacag tctatcttga acaaaagtct atgtcagctg 59820
ggcacagtgg cacacaccta taatcccagt actttgggag gccaaggcag gcgcatcact 59880
tcaggccagg agtttgagac cagcctggcc aacatggtga aagcttgtct ttactataaa 59940
tacaaaaatt agccaggtat ggtggcatgc gcctatagtg ccagctactc aggtgactga 60000
agcacaagaa tcgcttgaac ctgggaggcg gaggttgcag tgaactgaga tggtgccact 60060
acacttcagc gtgggcaaca gagtgagatc ctgtctttaa aaaaatttaa aaagtcggcc 60120
ggatgcggtg gctcacacct gtaatcccag cactttggga ggctgaagcg ggtggatcac 60180
ctgaggtcag gagttcgaga ccagcctggc caacatggtg aaaccccgtc tctactaaaa 60240
tacaaaaata aactgggcat ggtggtgggt gcttgtaatc ccagctactt gggagcctga 60300
ggcaggagaa ttgcttgaac ccaggagtcg gaggttgctg tgagccgagg tcgcaccatt 60360
gcactctagt ctgggcaaca agagtaaaac tccatctcaa aataaataaa taaataaata 60420
taaatattaa aaaagtctat gtcatcatat attcttattc tgctgggcat tattttaagt 60480
gcctgaatgt aaaataccat aaattattca atcaattcca tattattaga catttagttt 60540
atgatttttt actgttacat ataaggttaa catgactatc ctttctttat gctcacacct 60600
ttgcccataa ttatttttctt aggatataaa tatattcctc aaagggaaat cactgaatca 60660
aaagatgagc caaatttggt gaattttacc aagctacctt tggaaagttt tcacccaaat 60720
gtaacaactt tttaaaaggc tattcagaca attttacata gaagggatac aaaatagggt 60780
catggtttct aagattttat aaaggttcaa gcctacaaca gtgggggggaa tcgtgaaagg 60840
agtaaacctt caaaagcaag cagataaaaa gcctgaaaaa cttggaaaac cattggattg 60900
aaatgtccat tcctctttat acttctgtta ccttactact tttcaggttg gagattaaca 60960
gaaagagctt ttatattcaa gtaattgcag aactgcaaaa agtgaatgcc tagatcaatt 61020
ggaattggta gaaaaactga aaattttgca cgagcattag agctttttg cttttttactt 61080
cattgtgtca ctgtactttg taaaaaccta cataatctcc aaaatttact aattagtaac 61140
tgtatcagat tttttttctt taaataaggt taaataacaa cattttcaca tactgtttta 61200
aaaccaagac gtagatcaac attctttcag gcatttaaca gtggccaata ggccaacatg 61260
aaactgaatt aattatgtat aatttatcct ctagacaatc ccataggaat ctttttcata 61320
cattgatgag taatggattt taccctacat aggtcactga aaagcagtgt aaatttcatg 61380
gctttttttgt gtttgtttgt ttttttttctg agatggagtc ttgctctgtc gcccaggctg 61440
gagtgcagtg gcacaatctc agctcaccgc aacctccgcc tcctaggttc aagcgattct 61500
cctgtctcag cctcctgagt agctgggatt acaggtgcct gcaccattcc tggctaattt 61560
ttgtattttt tagtagatac ggggtttcac catgttgcca ggctagtctc aacctcctga 61620
cctcaagtga tccgcccgcc tcggcctccc ggagtgctgg gattatgggc gtgagccacc 61680
atgcctggcc tcatgtttct tttaagcact taacttttag aaggcagcat tgcaaacttt 61740
cacgtctgaa tttatatata ttgagcttct atagataatt acagtgtacc tttagaaata 61800
atattgattt tggccaggcg cagtggctca cacctgtaat cccagcactt ggggaggcca 61860
aggcaggcgg atcacgaggt caggagatcg agaccatcct gcccaacatg gtgaaatccc 61920
cgtctctact aaaaatataa aaattagctc ggcatggtgg catgcacctg tagtcccagc 61980
tactcgggag gcttaggcag gagaatcgct tgaacccggg aggcagaggt tgcagtgagc 62040
caagatcaca ccactacatt ccagcctggg cgaaagagtg aaactctgtc tcaaaaataa 62100
ataaataaat aaataaaaat ataaaacttg ggagttttta aaaaaattgt taaggtccta 62160
aaggttttta aataactgta cttaagaatc aactgaccca ggccagtctc tactaaaaaa 62220
tcaaaataat attgattttg gcagggcgcg gtggctcacg cctgtaatcc cagcactttg 62280
ggaggccgag gcaggcagat cacttgaggc caggtgtctg agaccagcct ggccaatgtg 62340

FIG. 6P

atgaaaccct gtctctacta aaaatactaa aatttagcag tgcatggtgg tgcatgcgtg 62400
tgatcccagc tgcttgggag gctgaggcag gagaattgct tgaacccagg aggcagagtt 62460
tgcagagagc tgatatcatg ccactgtacg ctagcctggg caaaagagca agactccgtc 62520
tgaaaaaaaa aacaaaaaac aaaaaacaga gatgccattt ttttctttat tgttttttgc 62580
tacatcttca ttttcaggcc aaatctaatt tgttcttacc tctaggtctt agtaggctat 62640
taataacaat tcttaaaatc tcactaagaa atcatcaaaa tatttccatt ttatttttatt 62700
atgaatatct ttttttctat gttatttatt catttttttt tttatgagac agagtcttgc 62760
tctgtcaccc aggctggagt gcagtggcac aatcatggct cactacagtc taaacttcct 62820
gggttcaagc agtcctccta cctcagcctc tcaagtaggt taggactaca ggcatgcacc 62880
accatgccta attttttttaa aattattttt tgtagagaca gagtcttgct atgttgtcca 62940
ggctggtctt gaattcctgg cctcaagcaa tcctccctcc ttggcctccc aaggcgtaat 63000
tccaccctca caccatttttt tttccagaga tgggctgtcc cgctgctaaa tgagctatgt 63060
tgtgatttca cagcaacaga cttacaagga atagcttcta ctgtcagata tccaaaggaa 63120
ttcctaaaat ttattctcca cccaagggcc ctggaacctg ggtctccata gtttttgttt 63180
gtttgtttgt ttttgagatg gagtttcact cttgttgccc aggctggagt gcaatggtgc 63240
gatcttggct cactgcaacc tccgcctccc aggttcaagc atttctcctg cctcagcctc 63300
ctgagtagct aggattacag gcacccgcca ccacgcccgg ctacttttttt ttttttgtat 63360
tcttagtaga gacgggattt taccatgttg gtcaggctgg tcttgaactc ctgacattag 63420
gcaatccacc cacctcggac tcccaaagtg ctgggattac aggcgtgagc caccgctccc 63480
ggcctccata gtttcttttc tctttaattc caggaaagac agcagttagg tgagtaatgg 63540
aaattatcag atgaaaataa taatcttgtc atctaatcta gattccttttc tgtgacccaa 63600
ttttagctat tataagaacc agaataaaac ccatctgcca tcacttcaga aagtgccagg 63660
gaaaaagtct aaggaaggct tttattattt atttatttat ttatttattc ttctttttttg 63720
agacaaagtc tcactctatc gcccaggctg gagtgcaatg actcaatcat ggctcactat 63780
agcctcaacc ctctgagttc aagtgatcct ccctcctcgg cctcttgagt agtgggacta 63840
caggtgcaca ccaccacgcc cagctaattg ctgatttttt gtagagacag gctctctcca 63900
tgttgcccgg gctggtctca aactcctggg atcaagtgat cctcccatct cagcctccca 63960
aaggcctggg attacaggca tgagccactg cacccggccc tgaggaagat ttttaaacaa 64020
taaactagca agaggcccag tgaggtggct cacacctgta atcaatctca gcattttgga 64080
aggccaagtt gggaggcttg ctccagccca ggagttcaag gttgcagtga gctatgatca 64140
tgccactgca ctccagcttg ggtgatatag caagaccatg actctgaaag aaagaaaaaa 64200
aaaagataat aaattagcaa gatatatagt catgataaag ctgtttaaaa ttatgtttgc 64260
aagctaagtt tacataggaa agaaacattt gctgcctggt agaagaagtc tcttcatttt 64320
taaaaaagag attttaaaag aaattttatt catcaaaatg tagctgctac aagaactatg 64380
atattgtacc attcggtata tggtcctctt actagcttaa aacttgatgg catgacttcg 64440
aaagtgtaaa aatggtaaaa caaaaacagg gcaaatgctc agctgtcttt tctttcagag 64500
aaactccaag gcatgaagga aaccctcagg taacaagttt gtccccttca tctgtaaatt 64560
ctgcgatgag gtgaccgacc catttctcct ttgctttcag gtaggctctg ctgatcccct 64620
ctcctctgtc attgcccatg gctcagcctg actcaatcct ttctcagtgg ccacagccaa 64680
tgcaactggg tgcctgggcc acccagaaga gtgcaatagg aagctggtca gctccggcca 64740
cctttagggt ctgtgcacat cacccaggcc tgtccaatga ggccaatagc tatggcagcc 64800
gttttttgtt ttttttttttt tctttcctgg atttttttctc ttttagtctc caaagatctg 64860
taggcaacgg tgttggattc cagttcccta tctctaggca tgttgcattc aaaccaaagg 64920
ccttgtgcag aagatttcta ttttccactt tctattaaga cagcaaggag gggccgggtg 64980
cagtggctca cacctgtaat cccagcactt tgggaagctg aggcaggcag atcacctgag 65040
gtcaggagtt cgagaccagc ctgactaaca tggtgaaacc ccatctctac tgaaaataca 65100
aaaaattagc cgggcgtggt ggcgtatgcc tgtaatccca gctactcagg aggctggggc 65160
aggagaatca cttgaacctg ggaggcagag gttgcagtga gctgagatcg tgccatcaca 65220
ctccagcctg ggtgacaaga gcaaaactcc atctcccaca acacctccag cataaaaaca 65280
aaacaaaaca aacaaaaaac aaaaacaaaa aaacaaggta gtgggaagga agtcaaaaca 65340
caactcaaat tgcataattg tgcctttgtt caagtgatgt ggtaacattt atttttctag 65400
taagattgtc agttccagaa gggccagaac tcctgtcttt tgactgttct atcacctgtg 65460
taggtgctca taaataagtg cttcttgagt gaactcgtct tctactctgt gacaaatcac 65520
aaattctaac atgttggctc taatagcaaa caagatacaa gtcatctcca aaaacctagg 65580
ttggcatata gcctgctacc cagttgccta gagggatttg gtataatgct agcaagaaat 65640
ggtgatattt cattacaatt acagaagaaa acattatgaa ctcagatctt ggaaagaacg 65700
gacactaata tgcccaatga atataatttt cacagtatgt ccaggtgtgg atgtctgtat 65760
tagaaacaat tgtcacttttt gctgagtgtg gtggtgtgtg tctatagtcc cagctacttg 65820
ggaggctgag gcagaaggat tgcttaagcc caggagttcc aggatgtagt gcacaatgac 65880
tgtgcctgtg aatagccact gtactccatc ctcggcaaca cagtgagacc ccatctctaa 65940
aaaaagaaaa gaaatgaaat gactgtcact tttgacaagc ttttaaactt tcaactaatt 66000
ttcttcttaa aatatttagg tttagagaac acttgctttc agagtgaagt ccttcagttc 66060
cattaacaca taaatttcat taatgtcatg aaatcgtcct tataaaggtc tgaattcttt 66120
ctaaatacaa cagactacat tggatctgtc tgaaagtcaa atgtgttgaa ttgaactgag 66180
tctcaaactt atcttaacca cgttacaggt gaaaatcttc taaatgatta tgcttgttac 66240

FIG. 6Q

actattgtaa ctttctagtt accctataat tttactttct ttttttttt tccttttttt 66300
ctttttgaga cagagtttca ctcttgtggc ccaggctgag tgcaatggtg cagtctcggc 66360
tcactgcaac ctccgcctcc tgggttcaag cgattctcct gcctcagcct cccgagtagc 66420
tgggattaca ggtgcccgcc accatgcctg gctaattttt gtatttttag tagagacggg 66480
gcttcaccat gttggccagg ctggtctcga actcctgacc tcaggtgatc cgcccgcctc 66540
ggcctcccaa agtgctggga ttacaggcat gagccactgc gcccagcccc taattttact 66600
ttctttaaat gacatgaaat tacattaaat agtgacaagt ggcagacatc atcaaaagaa 66660
acagtgaaga ccattaatat tttgtcagac tctatgcagt gggttggaaa atacataaac 66720
ccagggagga tgaatttctt taccctcaaa tagatccaat tccttcccgt aggtcgaaga 66780
caacatctcc aaaggtaaaa atgagaaacc caacaactac ttgattgatg agtaggcagc 66840
ctgctagtag gggactcctt cactcattta caaatgagct gggcattgta ctcggccctg 66900
cagatgcaga ggtaaacaaa acagacccat tgcctccctc acaaagtttc taggagctta 66960
gattttcacg gagaagacaa aacaatgaac aagcacacac atacctaaga cagatcattt 67020
caggtgctgc gcaggcccac aaagataaca caacagggta atgtgacagg ggtgagttcg 67080
agagtctgga aaggcctttc caaggagaga ataagagtaa gttcgttccc tttcaaactg 67140
tattcgtcat tctgcctgct gactctattt cggttggctt ggtcgaggac tggtggctga 67200
ttaatgttca atgacccacg gggacagccc aggccgacag ttcctcaaga ccctgcaggt 67260
caacgtttcg caacttccca agcctctccc tgctccagaa cgagcctgac tccgctccca 67320
gtttttccgg taatctcctc accgctccgc tgctgcattt tacgcacgcc ctccagggag 67380
cggtcctcgg cgtccagctc tcaggatgtg gagagctgca aatagcaccg acagctgcag 67440
ctggaggtag ccgcccggga agccagccag ctgctgccac cacaggggcc agggccggcc 67500
gcgggcctcc gcacgccctt gtgagcagct cagcggaacc ctcgacgagg cgggccgact 67560
cgccagtgca aattacggct tttatttcct tctgggtgca cacgtgggga gggagggagc 67620
ttggggaagg agagtgtgcg cccttcaacg tttgccactt ctcttcaaaa ctgcctggga 67680
agtaggtcgg caccaatagt cacctcattt gcacaaacag ggacactgag gtgaaggaag 67740
tgactgcacc gcctgaacag agccgagtga cagggaagca ggaatccatc cagtctctgt 67800
gctcctggag cctggccttt tccttccggt tttcttagtg cttttacagt atctcctgac 67860
catttccccc ctgctacgtg cagaagactc accttctctg gccacactcc tcaacgagaa 67920
aatatgagga ttacttacag agccccactg gaaatttgtc tttaaagaag gaagcctagg 67980
ccgggtgtcg tggctcacgc ctgtaatccc agcactttgg gaggccgagg tgggcagatc 68040
tcctgaggtc aggaattcga gaccagcctg gccaacaagg tgaaactctg tctctactaa 68100
aaatacaaaa attagctggg tgtggtgatg cacacctgta atcccagtta ctcgggaggc 68160
tgagacagga gaatcacttg aactggtggg gcggaggttg cagtgagccg agatatcgcc 68220
ccactgcact caagcctggg ggacagaggg agactgtctc aaaaaaaaaa aaaaaaaagg 68280
gccgggcgcg gtggctcacg cctgtaatcc cagcactttg ggaggccgag gcgggcagat 68340
cacttgagct caggagttca agaccagcct ggccaatatg gtgaaacccc ctctctacta 68400
aaaataaaaa attagctggg cgtggaggca ggcgcctgta atcccagcta cttgggaggc 68460
taagacagag tgggactctg tcaaaaaaaa aaaaaaaaag attcagacat gagaccgtga 68520
aactgactac agtcactatt gcactgttta tagatgttgc cagacagaaa gccccaaagc 68580
agcagcagca tagtaccttc ctaacacttg gattgggaaa tctagatttt agtaaaataa 68640
ctggtgatac ttacagaaga aatgttggag ttagagtatg ccatcaaaaa aaaaaaagga 68700
atcctagcct gaaaggtatt taaaaatgca ttcccttgcc ctgccacaca cagcggggaa 68760
cagggatggg gccccagtcc gtgtgcaaac ccaggcacac cttccccaaa gggaagtgga 68820
aaggtgacag gagggaagct gaagcaagga tgtcttgttc ttcctgacgg tgtcccgcat 68880
ttgctgagtg ggtgcactct tgcatgggtg taagttctgc aggacacagg cggctctcca 68940
ggcagcactg acggggctga tgcttggcac tttggggcct attcttccac gaggacatgg 69000
attcgcttcc ttggggttca gcctggtgtg gaaaggagta ccggacccgc tcaacgccgc 69060
agaaactggg accctgagca cacaccctag gtccagtctc ctatgggaaa tggcctgaca 69120
gggtatggga cagagcggcc actgcttcct ctgagcgaga caaacttctc tcctgaggct 69180
atagggctga atgaagaaag tagactgctg aggtaggccc cattcccctg atgatcaggc 69240
agggtcccgg gggagcttct cagggcagtt ttagctcctc tctcagcttt taatgcaaaa 69300
aagagagaca aaacctgatt gagaaatgag cgtagagcag cagagctgta cacaggaaac 69360
tggtgcaaat gaccgtgaca ttgtagtgta ttttcatctt tcttcttttc atttttgttc 69420
tgcaacaaaa aattgtaatg tttatagttt aaatgttaag aatttagctg gtgggccaga 69480
tgcaatggtt cacacctatc atcccagaac cttgggaggc tgaggtggga ggattgcttg 69540
aggctaggag tttgagacca gcctgggcaa caaagtcaga tctccatctc tacaaaaatt 69600
tttttgaaaa atagctgggc atgatggtgc acgcctgtag tcccagctac tcaggaggct 69660
gaggttggag gatcgtttga gctcagaagt tcgaggttgc agtgagctat gatcaggcca 69720
ctgcactcca gcctgggcaa cagagcaaga ctgtcaaaac aacaacaaca aaataattca 69780
gctggtattc agtaacacat gatacttaag tggtctgcct aaaaaaataa aataaaataa 69840
aaatacaacc tttttaaaca aacaacccat acaggttgac aggtcaacac tgaagactat 69900
gaaatcacaa gatttgcagt gaatgagaag cacaattata ttcttcttct ttttcagtta 69960
aatttgaaac acgcttcagc aaatatgtat gtgtcttcca ggtggatgtt gcatttcagg 70020
tttcctttct gttgcctaca gtgctttaag tctgctagaa attcccttga gagagaagga 70080
gatgttaatg cagaatatta agtcctctgc ctatcacatc cataaagcca cgcctacctc 70140

FIG. 6R

tctcccaggg gcatgagaaa ttgctttcgc gtgctatttg gagaggcctt ggcgtccaga 70200
aacaaagaaa accaagaaac aaagaaaagt gatacaaacc aatgccctca agacataaga 70260
taaggaagta caaagaccta aagaagcact gagttttaag tcactggttt taaaaaataa 70320
ttcaagttaa agctttggag tcactgcatt tgtgacgact ctcacttgac cacttgctag 70380
tatgggtatc cttgggcaag tacccagcct cctgtgcctc aatttctcca tttgtcaaat 70440
gggcacaaca atcctactga ctttataagg tttcactggt atgtgtgaga atttaataaa 70500
ataatccatg gaaaatgcct gccattatgc ttggcatttg gtgacagctt aataaatcgt 70560
tagctattgc tttcttttct tttttctttt ttttttttgt ttttttttga gatgggatct 70620
cgccatgttg cccaggctgg tcttgaattc ctgatctcaa ggaatttctt gaattcnnnn 70680
nnnnnnnnnn nnnnnnnnnn nnnnnnnnnn nnnnnnnnnn nnnnnnnnnn nnnnnnnnnn 70740
nnnnnnnnnn nnnnnnnnnn nnnnnnnnnn nnnnnngctc tgcatgtgct cactgtaaca 70800
ccaaaacatc tgcacaggtg tgtgtgagtt cacatcttct ctatggcacg atctgtatct 70860
tcatatttgt atttctaggg cctagcataa ggtagtggga acttaaatac aacagtgctg 70920
aaatcattcc agagcactga gattccaaaa atctgcctct cagggaagac ttctctgctg 70980
agcctcaggc ctgtatgtcc aagtttctac tggtcatctc tacttggatg taatacagat 71040
aactcaactt taatttggcc aatgccaagt tttcttgacc cactctcttg ataactaatc 71100
cactctcatg ataacccatt aatccatgta tggattaacc cattcacaag gcttctcatg 71160
atccaatcac ctcccaaagg ccccacttct caatactgtt gcagtgggga tcaagtttca 71220
acatgagttt tggaggtgac aaacattcaa accatagcaa tactatgcat ctagcgagtc 71280
accagatttc tttttgtctt tgtagaaatg gggtctatgg ggtgtctcta tgttgcctag 71340
gctggtctca aactcttggc ctcaagtgat cctctcgcct cagctcccaa agtgctggga 71400
ctacaggtgt gaaccactgc atctggcctt cccaaatttc atccatccac tctctcttca 71460
tatggtccac ctctcatcta aggcccttga tagctctcat ctggactgtt atggaagtca 71520
tctaactggt tcttatctat aaaatgggag taaccgtagg atttttgtaa tgattgaatg 71580
aggatgcaca ttacctcatg ataataatag caatggctag cattgattga gttataaacc 71640
cctagtactg agctgtactg agctgcagta ggggtttaga gctcaatcaa tgctagccat 71700
tgctattatt atccctcagg gtctagttca atctttttct ttttttttct taagagatag 71760
ggtctcacta tgttaccgag tttggactca aactcctggg ctcaagtgat cctcccacct 71820
cagcctccca tgtagttagg actacaggca tgtgccaccg tacctggcaa tttttaaaaa 71880
ctctaggtga cctttctaat caatcttttt ccattgacaa tcacctttct ataaacgact 71940
gcagcactga ttgtagtatt cattttaaac tgtacattct ggtcatatgt gtgtatctat 72000
ttctcacttt ttgtttagtt tttttgagag agggtctggc tgtgttcctc aggctgcagt 72060
acagtggcta ttcatcagca ccatcatagc tcactgcagc ctcaaactcc tgggctcaag 72120
ccatcctccc gcctcagact cccaagtagc tgggagtaca ggtgtgtgtc acaatgccta 72180
actatcatct tttaactgtt caacttggga gtactgggat gtgtattaca ctttgtggta 72240
ggcggaactc taagatgatc ctcgatgacc tcccctaagc ctcatcttta gagaatcctt 72300
tctcctttga acacaggcag agtaagtgag tatgacgaga gttgactccc atgattaggt 72360
tgtgttagat ggcacagctg aagttaatgc tacaggagat tacccaggtg ggcctgaccc 72420
tcatcatact aaatcattaa aagcagagcg ctggaggcag atggaggatc agagattcaa 72480
agcacaagaa gactaggact cgcccttgct ggcttgaagg tgttgggggt cacaggaaaa 72540
ggacctgaaa gcagctttta gaaccagaca gcagtgccct actatggatc agcaagaaag 72600
tgggacctca gttacagagc cacaaggaag tggattctgc caacagaacc tgaatgagct 72660
tggaagtgga tgtgagctca atttggccaa caccttcatt tgggcttgtg ttcccttgag 72720
cagagaacct gactatgcca aactgaactt ctgacctaca caactgtgtg ctaatacgtg 72780
ggtgctgctt gaagcctctg tttgtgatca tttttgtcat gcaacaatag aagactaata 72840
gtacttctct tcagtgcttt cactattgaa caaaacgtaa tttaacatta cattcaataa 72900
atactcactg agaaaacatt aataattgaa ataactttat cttatcgcca gtaaggtcat 72960
aatgccagct ggccttttct gcctattatc aacattaaaa actattttaa caaagatttt 73020
aatttgaaca atatctgtca tgctcatttt atatttattg aattgctaaa aaaaaaaaaa 73080
aaagcccaca ttattctaga agggatgttt ttagaaaaca tgaaaggaat tatttaaagc 73140
agagatgcac cttgaaacat ttaatacacc caggggctac attgtagttt caggacacca 73200
aaaatgagct agtagaatat tttacaaact aaggtaatca tcaaaagagt ttacaggtaa 73260
aatttctttg catgaattac cattacaaag aaagattcta tataacaaac ctacttccga 73320
ggtccttaga aacaatggtt tgttggtttc taaaaatttt tatttaaaaa gtctggcaaa 73380
tgctacatac aacactccac cttccccccc caccccccgga gatttacagt ccatattacc 73440
gtattaaaaa ctctatgaag tcatgaagtg aatctaccca tttaattttt ttaatacagc 73500
atctcccaaa tatacttacg acagaatctt tctttgagaa ataatttttg acctcttgca 73560
gaaatgcaat ttgggaaatg ctggcctgaa caaattcctc cctcctgacc aagtattaaa 73620
tcaaaatagt aggactacaa ggaatatttc agaagttaaa ttgattcaag atattcaaga 73680
gctggtaaag tgtcttcctc ctttccttat ggactatagt aacttttcac taatttttct 73740
ttacttgagt caacaaattt gaaaagtgat ttttaacaac tgtattaatt ttaacaaaat 73800
acccatacag caaagtaaat gttccaagga attttctaga atagtttcag ccataccata 73860
tatgtatttg tgcattatca cagtgaattt tttttatata agaggttgtt ttgtcatcta 73920
atactttata atttaatgca gaaaacactt aaaactgaca aacttttaaa tatattttta 73980
gtcgatgtta aggaggaggt agaaaaatag aatcagggct gggcatagtg cctcctgcct 74040

FIG. 6S

gtaatcccag cactttggga ggctgaggca ggaggattgc ctgagtctat gagtttgaga 74100
ccagcctgag caccatagtg agaccctgtc tatacaaaaa ataaaaaatt agccaggagt 74160
ggtggtatac tcctgtagtc ccagctactt ggaaggctaa ggtgagagga tcacttgaga 74220
ctgggagatc gaggctgcaa tgagctgtga tcacaccatt gccctccagc ctgggtgaca 74280
gaacgagacc cagtctcaaa ataataataa taaggttcag aattttaggc tagggttctt 74340
gtgcttttaa atacataaat gctaaaaaaa agttccaagt atataaaaca tgaaaataag 74400
tatttcgaat gtgaagaaat tgaatttgaa atagagctgt gatgtacttc caaaaagaag 74460
gaatgacctt agaatcctat ccaaattctt ggtctagttc agtggttctc aaactttagc 74520
aggttttaga acctcctgga aggcttggta aagtacaggt tgctggcccc tgccaccaga 74580
atttctgatc caatggtctg gggtgagacc cccaaaatat gcgtttctaa caagttccca 74640
ggtgatgtga agctgctgtc caggaagcct attttgagaa ccactgagaa tgcagttctt 74700
ataccaacct gctctgagat tctcattcaa cagctgtctg ggaaaagctg cataggtggt 74760
tttaatgtgt accaatttct cagagccttt ttgtttgtgt tttgagacgg agtctcgctc 74820
tgtcacccag actggagtgc agtggcacag tctcagctca ctgcaacctc cacctccagg 74880
gttcaagcga ttctcctgcc tcagcctcca gagtagctgg gactacacca tgcctggcta 74940
atttttgtat ttttagtaga gatggggttt caccatgttg gccaggctcg aactcctgac 75000
ctcaaatgat ccgcccgcct tggcctctca aagtattggg attacaggca tgagccactg 75060
cgcctggcct ctgagagcct tctgctctga agttctgtga tttgggattt tgctgtaggt 75120
tatgcttgtt ctggttctgc atctcaaatc ctctgtagtt ctctccacgg gtatttcagc 75180
atacaaaaac caaaaatcag aaaacaaaaa aacccagaat gctgggacaa tcaatgtgaa 75240
agaaacttta ttttatatct caccagcaga atttacagga gaacactgga aactataact 75300
gtagattctc acttgtgttt gctttgactt ccatcgagta acatggaaaa cccagagctg 75360
gccaagttga ctgttagtgt agtcagagaa agaccagaag tctgcaactg ccttctaact 75420
cttatatctg gctgggtgtg gtggctcacg cctgtaatcc gaacacttat gggaggctga 75480
ggtgggagga tcgcttgagc ctaggaattt aagaccagcc tgggcaagat agcgagactt 75540
catctctact aaaaataaaa ataaaaaaat agctgggtgt ggtggcacat gtccatagtc 75600
ccatctactt gagatgccaa ggtaggaagg ttacttgagc ccaggaattc aaggctgccg 75660
tgagctgtgt tcacgctact gtactccagc ctggacaaca gagaccttgt ctgaaacaag 75720
caaaacaaaa cacttctata tccagctgtc ttttcctatt tccctttgtg ttgaattgtc 75780
tgtgattttc aagacccaat ttagatcagc cataaaggtg tcctggcaga acatcgaggg 75840
catgatcttt tggagtcaga cagatccagg tcctagctct gtcatttagt tgctgaagga 75900
ctctgggaaa gttatttaat attccttaac ctcagtttcc tcttctgtaa aataggagaa 75960
attgtattat accttctaca tattattatt gttaggtgcc aatgagaaat gcttgaagag 76020
catttagcac agtgcctgac acagagtaag ggagcaatag atagcacaca gctcttaaca 76080
ttcatagaaa ccttttttt tttgattcag ggtctcactc tcttgcctag gatggagcac 76140
agtgtccaca agcatggctc actgcagcct caacttccca ggctcaagcg agcctcccac 76200
ctcagcctcc caagtagctg ggaccacaaa aaaaaaaaaa aaaagctaca tgccaccaca 76260
cccagctaat ttttttatttt attttatttt tatttttatt tttgtagaga tgggggctgg 76320
tcttgaattc ctgggctcaa atgatcctcc tgccttggcc tcccaagggg ttgggattat 76380
gggtgtgagc cactgtgccc agcccaaata aacattctct agacagtcct ggaataagtg 76440
tcaacaaatt tcaatgcttg agtagtgaga attatgctat aataattttc aggctggatg 76500
cggtggctca tgcctgtaat ccctgcactt tgggaggccg aggcgggtgg atcatttgag 76560
gctagcagtt caagaccagc ctggccaaca tggtgaaacc ccgtctctat taaaaataca 76620
aaaattaggg agacgtggtg gcacacatct gtagtcccag ctactcggga ggctgaggca 76680
gaagaatcgc ttgaacccag gagatggagg ttgcagtgag ccaagatcac accactgcac 76740
tctagcctga gtgacagagt gacactctgt ctcaaaaaaa aaaaaaagta aaaaggccgg 76800
gcgcggtggt tcacgcctgt aatcccagca ctttgggagg ccaaggtggg cggatcacga 76860
ggtcaggaga tcgagaccat cccggctaac acagtgaaac cctgtctcta ctaaaaatac 76920
aaaaaaaaaa attagccagg cgtggtggcg ggcgcctgta gtcccagcta cttgggaggc 76980
tgaggcagga gaatggcgtg aacccaggag acggagcttg cagtgagctg agatcgcacc 77040
actgcactcc agcctgggcg acaaagcaag actccatcaa ttaaaaaaaa aaaaatcaac 77100
atagcagcta aagatgtcac attgaactta gaaaacagtt cctgccaccc tcaagaacta 77160
tctttcataa taaatactaa atatgatcaa atgtaagccc attgatgcag cattatatta 77220
tgcagtcctt agaaaggaaa aatgttcctt taattaaact aaactatgag atgatgcttc 77280
cttatcactt accatttttat actttttgaa attgctcttt tagacttaga tttttaaaat 77340
atttaacact cttttgcata cataaaaagg aaaatatagg caaaataaat ggatttaaaa 77400
tatccctaaa ttgtcttctt ggccaggcac agtggctcat gcccataatc ccagcacttt 77460
gggaggccaa ggcaggagga tcactggagc tcaggagttc gagaccagcc tggccaacac 77520
ggtgaaaccc catctctact aaaaatacaa aaactagctg ggcatcgtgg cacatgcctg 77580
taatcccagc tactctggag gctgaggcac gagaatcact tgaacctggg aggtggaggt 77640
tgcagtgagc caagatcggg ccactacact ccagcctggg caacagggtg agactccgtc 77700
tcaaaaaaaa taaaaatagg ctgggcgcag tggctcacac ctgtaatccc agcacattgg 77760
gaggccgagg cgggcggctc acttgaggcc aggagtttgg gaccagcctg gccaacatgg 77820
tgaaaccctg tttccactaa aaatacaaaa attagtcagg tgtggtggcg tatgcctgta 77880
atcccagcta cttgggtggc tgaggcacga gaatcacttg aacctgggag gcggaggttg 77940

FIG. 6T

cagtgagctg tgatcaggcc actgcacttc agcctgggcc acagagtgag actccgtctc 78000
aataaataaa taaataaaat aaaataaaat aaaattccca attgtcttc tcattcagaa 78060
tctcagcctt gtgaatcact tgtttgactc agagtctgct tcactgctta ttcactcagt 78120
atcgtcctct gtgccaccaa gggcactggt gatgcagcat ttcttaagag aatccaacag 78180
tactaaaagc tcttggggct gggctctttg cttgcctatt tttgattcct gcttgaagat 78240
tattggcaag cacgtgatga tttatcattc tccccacctc ttttcccata aacatttggt 78300
tcccaggaag gaaaggagcg cttcactctt ccttctggga ttttattcca ggcaactgat 78360
acccattttc taagtttgga cactagtgct tttgatgttc atggacatga cgactgtggc 78420
ctggcaagca gattgtgaga cctcttccat tatgtgtcct gaatttcaga catgttggta 78480
agaggttaat caagcccaga actgatcttt gctggagttc agttccattt ggtcatttgc 78540
tgaaaaccca gtattattat caatggcctt tgtgttgccc ttatttttc ccagaacggt 78600
tttattgaaa tgaaattcac ataccataca atctacccac ttaaaatgaa aaattcaatg 78660
gagtttagta tgttgagaat gtactgataa tcaattttag tacaatttca ttaccccaga 78720
aagaaatcct ggaccaatta gtagttagta tccattcctc ccctgactcc aagcccctgg 78780
ccaccattaa tctacttttt atctctatag atttgcctat tctggatatt ttgtataagt 78840
ggaattgcaa tatgtggtct tttgtgactg gcttcctttc cttagcataa tgttttcaag 78900
gttcatccat gttgtagtat atgagccctt catatccttt tattgttgaa taatatcagt 78960
tgcatggata tatcacattt tatttattca ctcatcagtt gatggacaca tgagtggttt 79020
ctgcttttgg ctattatgaa taatgctgct ataagcattc atgtacaaga ttttgtgtag 79080
atacgtgttt tcacgtctct tgggtatatc cctagaagta gaactgctgg atcacaggat 79140
aagtcaatat ttacctgttt gaagaacagc caccttgtat tccaaagcag aggaaccatt 79200
ttacaatcct accagcagta tatgagggtt tcaatttctc tacatacttg tccaacactt 79260
gttattatct gtttttgtga ttagaaccat cttagtgggt gtgaacttat aactcattat 79320
ggcattgcac ttatttttaa agcactttca cctgcatttt ctcatttgat ccttgcaaca 79380
tttatcaaca ttccttatac acagtcaatg aaacaaacat taagagtaat tcactgactt 79440
gctcaagata gcttagtgac agaatgtgag ttaaaacata attatgatac ttttttttt 79500
ttttttgggg caagacaagg tcttgctctg tcacccaggt tgaagtgcag tggtatgatc 79560
atagctcact gcaatcttga actcctggac tcaagtgatc ctctcacctc agcctcttga 79620
gtagctggga ccgcaggtag atgccatcat gcccagctaa cttctttatt ttttgtagag 79680
actgggtctt gacatgttgg tctcaaactt ttgggctcaa gtgatcctcc catctcagcc 79740
tcttaaagtg ttgggattat aggtgtgagc cactgtgcct ggacataatc tcgcttctag 79800
tttctgagac cattgccttt ttacccctcc gggctgttcc aaccccagga tagctaccta 79860
actgtgatag agtcaggtca agagtgatga cgaattagag gtaaactggg gaggggggagg 79920
actgggtgca gaaatgctgt caggacatag tatgacaaca ccactttagg tgatatggca 79980
tggctactgg catctgcaag acagcaatag ctagtgaaac catatttttg gtttgcagca 80040
gctcagtaag atggatgtga tattgggaaa aggctcagtt atagcttggg ttatgaaggc 80100
aaacaagtct aaaagtcttt ttttttttt gagacaaggt cttgctctat tgccctggct 80160
ttagtgcagt ggtgcaacct ccacttccca ggcacaagca ttcttcccac ctctgcctcc 80220
tgagtagctg ggactacaag catgcactgc cgtgcctggc tcatttttgt atttttagta 80280
gacagggttt cgccatactg cccagggtgg tctagaattc ctgggttcaa gtgatccacc 80340
cacctcggcc tcccaaagtg ttgggattac aggcgtgagc cactgtgcct ggcccaactt 80400
gcaacaaatt ctatagcctt gccttcacag cctacaggaa atggctgtac catccaggtt 80460
ggtctacttt tggtacaaca gttcttgtag ttataacatt ggggaagaat gactttctag 80520
ctctgcctat ctcccagcag gtacagtaga catcagcctt ggttacagga ttcattactt 80580
tttgtgttta tgaactgaga gaactgaaaa aattttgctt acgcttacat tttctattca 80640
tgaactatct ccttttttgtg cataaaaatc aatattttat gaaataatct ccttggaggt 80700
taagtgctac agcaccactc cttcctagtc aaagaaactc tgcacattgc tcaaccctgg 80760
ctgagcaagg gaaaaggcct ctaaataaag ctttcctact ttgctaggaa aagtcaactt 80820
cgaatcactg gaccataaaa tcttattgga gttacagagt gagataggtt aatcagcatg 80880
tggtatatct atctactgaa gccaagtttt ttttttcagg atttgtccaa aagatgttac 80940
cactctttgt acaacaaaat gatattagga tagggcccac tctctgcata tgctggtgtg 81000
gttgaaagaa ccagtgtcct tttcacacgt aagccatgct cagcctatcc cctcatcttg 81060
cttacagcag ctgctacttg taccatctgg tgcttcattt ggcatttgtt tttgttgggc 81120
cctttttttt tgtttgtttg agatggggcc tcactctatt gcccaggctg gagtgcagtg 81180
gtgccatctt ggctcactgc aaccccaatc tcccagactc aagcaatctt cctgcttcag 81240
cttcctatgt agttgggact acaggagagt gccaccattc ccccactgtt ttttttgtat 81300
cttttgtaga gagggggtgt attagtccat tttcacactg ctataaagaa ctgctggaca 81360
catatacacc atggaatact atgcagccat aaaaaaggat tagttcatgt cctttgcagg 81420
gacatggatg aagctggaaa ccatcattct cagcaaacta acacaggaac agaaaaccaa 81480
acaccacatg ctctcactcg taaggggggag ttgaacaatg agaacacatg gacacaggga 81540
ggggaacatc acacaccagg gcctgtcaag gggtggggag caaggggagg gagagcatta 81600
ggacaaatac ctaatgtaga tgatgggttg atgggtgcag caaaccacca tagcacatgt 81660
atacctatta ataaaacctg cacgttctgc acatgtatcc cagagcttaa agtatattaa 81720
aaaaaaaaaa aaaaaaaaga aaaaaaagaa gaactgcctg agactgggtg gaaagaggtt 81780
taatcgactc acagttgagc acggctagga agacttcagg aaacttacaa tcgtggtgga 81840

FIG. 6U

cggtgaaggg gaagcaaggc accttcttta caaggcggca ggagagggaa tgaatgcagg 81900
aggaactacc aaacacttat aaaaccacca tcaggtgcct gtaatcccag ctacttggga 81960
ggctgaggca ggagaatcat ttgaacccag gaggcagagg ttgcagtgaa ccaagatcgt 82020
gccattgcac tccagcctgg gtgacaagag caagactctg tctcaaaaat aaaataaaat 82080
aaataataat aataataata ataataattt ggtgaaattc ttcaacagac ttggctaact 82140
gaaactggta tatgaagtta ccaatattta tgtctgtaac catctgcagt ttatacactt 82200
gaaaagatat ataaagattt ggtcacattg tatttcacca caggcccctc ctaagattta 82260
tttcttaatt ggaaccttgc ctgtggttat atatgcgttg ttttttttatc acatagtaga 82320
tatccaacaa ataagtatta aacaaacaaa tacattctta tttgtaggcc agacagaaca 82380
aatcggcata gtaaaatggt tacaaatatg gctttgaagt ctaacaggat tgagtttaaa 82440
tccgaactct gctaactatt aaaataatag aagtttctta atctctctaa gctcagactc 82500
catgtataaa atggcaaaaa taagaataga aacctcagag agtaggtgga agaactggat 82560
gatcattgaa agcatctgat catttaaaga taaatgatca ttcagcacag tgctttgaca 82620
ttgtatgttc ctgataaatg acaggtgtaa ttttgttgtc atcaccattg ttgttattta 82680
gaaatggcct ttagggatgc acaaaatatt gcagcaaaat gtctcagtat tcttgttctt 82740
tggcgtactc ccaaccccca ctggtttttg tgacatcaga tgtgaaccac agcaaaggaa 82800
gagatgaaag aataaagtat ctctcaagac agactcaaag atccttgaca gtagggctct 82860
gtcctatgac tctttagccc agttgttttg cacatggagg tactcactaa atgtttttga 82920
taacaagaat attgaggttc ttaattatgt aaaaaaattc aacatactta aaagctacta 82980
aatggcaaac taataacttt ttgcaaaagg aaactaatac tttgttgaaa attcttataa 83040
aacaagttgt atttcataag attgcacaga aacaaaatat taaactccat tattaacata 83100
aaaaaaaaaa ccatcaggtc tcacgggaac tcactcgcta ccataagaac agcatgggga 83160
aatggcccct gtgattcaat tacctccatc tggtctctcc cttgacaggt ggggattaca 83220
attcaagatg agattgtggg gggacacaaa gcctaaccat ataatggggg tttcgtcatg 83280
ttgcccaggc tggtctggag cttctgagct caagcgatct gtccgctttg gcctcccaaa 83340
gtgttgggat tataggcatg agccactgtg ctcagcctgg caatttttt taaaattgga 83400
aggcaatatg caacattaaa taacccacat ctaacaactt ttatttcttt tttttgagac 83460
agggtcttgc tctgatgccc aggctggaag gcagtagcat gatattggct caatgcaacc 83520
accaccttcc aggttcaagt gattctcacg cctcagtctc ctgagtagct gggattacag 83580
gcatgcacca ccatgtctgg ctcatttttc tatttttagt agagatgggg tttcaccatg 83640
ttggccaggc tggtctcaaa ctcctgacct caagtgatgc gcctgcctcg gcctcccaaa 83700
gtgctgggtt tataggcgca agccactacg cctggcccaa acacatatta tataccacag 83760
acttgtgaat tattcattat ttctctaact ctatgagatt gtatttttta ttcccatttt 83820
gcagatgata aatgaaggct gagagacatt aagacagaga acagtgagac tggttctgcc 83880
tgcatatcat ttcacctctg agtctgagat tcttcatcca gagagatctg caacctcacc 83940
agataaccta aaaaaaatta aaatcaaatt gctataatca cagtgcctgc ctcatagggc 84000
tattgggaca tgacgtctac gaggaacctg acagtgcttg gcacacagca agaccttgat 84060
atggggagac agcaagcctg ccaccacgag ccctagctcc accatcacta aatgacttgt 84120
cccaagacaa ccagaaaggg gcctctgccc tctgtcgcca aagctcctct ccataccaca 84180
gagccttcct gtgagagagt ctgtgtgtct ttatttctct tgctgttatc cacaagtgtt 84240
ctaatgattt agcagcactt ggcactgttt tgtctcagat cacaatcagc ctgaggtccg 84300
tgctccatta ggaatgtctg ctcattccta accgcagtgt tttccacaca tccttctgat 84360
ggcctttggc tttacatcct gcagctacgc aggctccttg gccaggagga gcccggaggg 84420
gccgagcccg ccttttaaca agtagcatgg gtcattcccc gctagaggct caagagtcct 84480
cacagagcag gggccgcagc ggctgtgcat ccggtgctga accttctctc tccagggagg 84540
cgggcgagaa agctgagaag gagcagtgat ctcaaaaatg gaatgggacc tgcctgggaa 84600
ggcagttgct gggcctagga cttaggtccg tagtctgttt gccagaactg aaacttcagt 84660
tgtaagaaac ttcagggaga agctggcctg tcagctcacc aaggaaggaa cctctcggga 84720
tggtgggccc cctgaccttt gtccccaccc tgagactgcc atgtagctcg gtgagtaacg 84780
cctgagttgg ggtggtagct cctacctctg agcctcttcc caccttcctc agatgtcggt 84840
ggtccacagt ggctggggac ttgcttctat gaatgacata tgattgcctg tgtctatgcc 84900
accacttccc ctgagaaagt gggctgtcac ttcctcaggg tcagcatcac cacgacatcc 84960
agcactgccc ttaactgcag aaacagaagg cgccgataca gtgtgacaca aaaagagatg 85020
gagaggagat gggcaagctc acctttactc agccctgacc ccacacccag ccctatgctg 85080
tgctgaagtt attattcata aatgtccaca agactccaaa ggagtcttat tcctgctccc 85140
agagaaggga atcaaagctt aaaaataacc ttcccaaggt catatagcca aatgtttagt 85200
gaagtcaagg ttcaaagtca aactctgaaa gatgtgtgct cttccccccа tagtagaatg 85260
ccttccatag ccccctaatc tataccctcc tgctgccctg tctcttttaa aattgaaatt 85320
ttaaaaaggc aaaccaggtg ttatttcaaa attttattta aagttgagaa caactgtttg 85380
aagagagctg tcagtggatt tatgcactct ggtgaaccta aattggaaaa agcaggcact 85440
tttacagcag cgcatcctca tgcggtctta acaacctgac ccagagcagg gaactcggtg 85500
tgctgcagcg ccagtgacca ggcaacccgt ctcctgggct gttttctacg tacaggtttt 85560
gactcagggc tcccatcgcc agcaaaatgt aaatatgaaa tgtctttttt caggtgggga 85620
atgaggtgca gtgatcttga gccatttacc ttctttcatg gccaaccaca accaactggg 85680
accatcagag ggatgggatg aaggagattt gtaccattca gaagggataa ctgaaggggt 85740

FIG. 6V

tcccagccca gggcccttcc cttttgagga acagaaagat cactactgtg gtggggggag 85800
ggtgagatca tattaaccca taaaaggact accgtattgc gctcccttgc ttttgactga 85860
gtttacacaa acttgtgagg tcacgtttgt tgcctctggt tgaccagacg cccgcatatg 85920
cagttatata catatttgct taattttcta aaaagagaaa caatgagtta gttgtgtatg 85980
ctgtgtgttt ggaagataac atctcaaggc atgacatcca tagagaacag ctgataagtt 86040
aaaaacggag aactactggg atgtggaagc tgcgaaagaa tcaggggaaa catcctcaac 86100
tgaagtttgc ataagattga attttggggc cgggcgcggt ggctcactcc tgtaatccca 86160
gcactttggg agaccgaggt gggctgatca cgaggtcagg agatcgagac catcctggct 86220
aacacggtga aaccccgtct ctactaaaaa cacaaaaaaa ttagccaggc gtggtggcgg 86280
gcgcctctag tcccagctcc ttggtaggct gaggcaggag aatggtgtga acccgggagg 86340
cggagcttgc agtgagccga gatcgcgcca ctgcactcca gcctgggcga cagggcgaga 86400
ctgcgtctca aaaaaaaaaa aaaaaaaaaa aaaaaaaaga ttgaattttg gatgtcttgg 86460
gtagtcagaa agaatcacat cctttataat tcggtatttc tggatggtga aatgaagaaa 86520
gcagtaaaga catcctaaat gatggaaaag gcaatggtgt ctgtgagttt ctttacccac 86580
atctccatca caatgtgacc ctgcacagtc tctctgcgtg ccccctttag ggacattacc 86640
tgctcagaga ggtttcacat ctgccaaggc cactcattct gaaagggaga aataatgtgt 86700
attggaacaa actttatcat tgacttatgc tgggtcacgg atgtcctatg aaccaaggac 86760
aactaatgag gcaagaagta actgagctat caccaaaaag ctgtttgcaa agttatctga 86820
acattcttcc tacatttaag gccctgtcca cattttgcca cattttaaag tttctttata 86880
gttgtttgaa acatgaccat ttcaaactat gattttgaaa tgaagttcca tgaaatccct 86940
taggcatacg aggcactgct gggtgatgaa cgcaaacttg attcacttgt attggctcct 87000
ccagatgctg agtcattatg atgccagatt tcagtgagaa aaagcacata gagaatattg 87060
gacacgattt ctatcgttgt gaacaaaggt gaatagatag atggcccatt tcagccaggc 87120
ggattcaggg atgctgaaac agcagccata cagctaacag atttctatgc aaaaaaatat 87180
gccactatcc aatctgtctc ccacacacat cttctctctc tgcttttcct caacattcta 87240
tccaggacca cgtttctaag catattattt ccctgccacc atctaaccaa actctaggcc 87300
agacttccaa ttggatttgc agaatgtgca taacatttcc aaatggatgg tggcaataaa 87360
gaaatgatgt cttcagtctg atgaaaaaaa ttcaaattca acaatgacac ccattatttc 87420
acatactgaa ttaccaaaga tttaaaaata ataacaaata aaagcaataa taagacaata 87480
atatataata cacaatacag ttgagcatcc ctcatctgaa aacccaaaat ccaaaatttt 87540
ctaaaatttc taaaacacct gacttcttgt gatgggtcac aaaaattact aagaatgttg 87600
cataaaatta ccttcaggct acctgtatag agtgtatatg aaacatcaat gaatttcatg 87660
tttagatttg ggtcccatgc ccacgatatc tcattatgta tatgcaaata ttccaaaatc 87720
ctaaaatatc tgaagtctga aacatgtctg gtcctgagca ttttgtgtaa agaatactca 87780
acttgtgcag gtaaaagtgt gtaggggaaa aggaactcat acatgtactg ctgggaatgt 87840
aagtcagtgc aacatgataa caattatcca catggatacc ctttgaccaa tactagttcc 87900
cctgtaggaa tttatcttac agatctgctc actgaagtgt gcaaatatat aggtaaaagt 87960
atttttgtag ctctgctaac aatagtgaaa attctgtcaa taagggaatg gtgaaataaa 88020
ttacatctac aaagtagaat attatgcagt tcttaaaaaa gacatagtat atataaatct 88080
ctgttgtgga aagacttttt ttatatgctt catgatctta ttggtgcaac aagaacacaa 88140
atgcaagctg ggcatggtgg ctcatgcctg taatcctagc actttgggag gtggaggcag 88200
gcagattgct tgagcccagg agttcaagac cagcctggcc aacataacga aatcctgtct 88260
ctacaaaaaa tacaaaaatt agctgggtgt ggtggcacat gtttgtagtc ccagctactc 88320
agaaggctga ggtgagaagg tcacctgagg ccagaaggtc gaggctgcag tgagctgata 88380
ttgtgccact gcactccaga ccgggcaaga gtgagaccct gtctcaaaag acaaataaaa 88440
aacaagtgca cacacacatt tgcatatgca cagaagctgt gaagaccata cactgaacca 88500
ctgccatctt tgggtagtgg gactgaaagg catggtgaaa ttgatgactt taaggtttta 88560
ctttactaac tgcagatttg tttttcatgt ttaggatgag cttaaattgc tactataatt 88620
ttaaaaatta aaatgaatga tggcatcccc tgtgacaggt gccccgagcc tgctgattaa 88680
agctaatgaa agaaaagaga acaaggcctc aactgaaata atgaatctat caagaataaa 88740
aaaagagggt atgtattcac acagaaaccc taggcacagt ggctattcat tgctacagga 88800
atatttaaag atgtagcgca cccacgctgg aagtggaact ctcataacaa ccactaacta 88860
ctcggaactg ctatgctagg taacatatac gtgtgtgtgt gtgtgtgtgt gtgtgtgtgt 88920
gtgtgtgtgt gtgtgtgttt tcagcgaaat ttttttcctg aatatgaaag tcacacatgc 88980
tcattgtaaa atattttaca gctggtgcgg tggctcacgc ctgtaatccc agcactttgg 89040
gaggccgagg tgggcggatc acctgaggtc aggagttcaa gaccagcttg accaacatgg 89100
tgaaactcta ctactaaaaa tacaaaaatt agctgggcgt ggtggtgggc acctgtaatc 89160
ccaactactc gggaggctga agcaggagaa tggcttgaac ccaggaggtg taggttgcag 89220
tgagccgaga tctcaccatt gcactccagc ctgggcaata gggcaagact gtctcaaaat 89280
aaataaataa ataataaata aaataaataa taaataaaac attttacaaa acagaaatct 89340
aaagtccttc ataattctac ttcccaaaga tagccacgtt tatggtatta tagatttctt 89400
tatgcatgtc cataatctat gtatttttaa aaaatcaggc caggcgcagt ggctcacacc 89460
tgtaatccca gcactttggg aggccgaggc gagcagatca caaggtaagg agttcgacac 89520
cagcctgatc aacatggtga aacccgtctc tactaaaagt acaaaaatta gccggcatgg 89580
tggtgtgcac ctgtaatccc agctactcag gaggctgagg caggagaatc gcttgaaccc 89640

FIG. 6W

gggaggcgga ggttgccgtg agctgagatc tcaccactgt actccagcct gggcgacaga 89700
gcaagactct gtctcaaaaa aaaaaaaaaa aaatggggtc aggattttgc aacttgtttt 89760
ttttccacta agcagtgacg cagatatctt tccatataag tagacctagg tatacttcat 89820
tcttttaaat agctccatag tattccatta tattgctatg tcataattaa aaataaatca 89880
atcctttatt ttttatatat gttttttgag acggagtctc actctgtcgc ccagggtgga 89940
gtgcagtggc gcaatctcag ctcactgcaa cctctgcctg ccagattcaa gtgattctcc 90000
tgcctcaacc tcctgagtag ctgggactac aggcatgcac catcatgccc agctaatttt 90060
tatgttttta gtagagatgg ggtttcgcca tgttagctag gctggtctca aactcctgac 90120
ctcaagtgat ccacctgcct cggctgggat tacaggggtg agccaccatg cctgcccctt 90180
attagctttt taatctcctt ccagatgttt ggttttataa gactgcaatc aaccatccat 90240
gcatgtgaat ctgtgcacat gagtacttcc acagatgagc tcctagaagt agaatacagc 90300
ttgattggag gtgacatata ttctttaaat cctcattaca accctatgaa ataggtgtta 90360
tttccccccac ttttacaaaa gaggcaatag agtatcacaa tagcttcata acttcacctg 90420
taaagtaagg ggctgaacta agcttcacac ccaggtccag ctgagcccaa aacacgtatt 90480
ttttccacca tgagacccag attcacatgc agcaggggag acagaaggat tcagcagcag 90540
tgggcagtgg ggccaagcaa agggccctgg agccaatgta ccatgcaggg aggcactggg 90600
attggagcct ggggacattt gtgaaaccac agcccagaga cttcacagtc tggtgctgtt 90660
ctccaatgtg gctcagttag ggcttctgga gttctcatct ataacagaac cataacgctt 90720
cctctatatc agtgtctttc aaactttgtt ttttgttgtt tttgagacag agtctcactc 90780
tgtcacccag gccagagtgc agaggtgtga tcttgggtca ttgcaacctt cacctcctgg 90840
gttcaagtga ttctcctgcc ttagcctccc aagtagctgg gattacaggt gtgtgccacc 90900
aggcctggct aacttttgta tttttagtgg agacgggatt tcaccatgtt agccaggctg 90960
atctcaaact cctgacctcg agtgatccac cggcctcggc ctcctgaagt tctaggatta 91020
caggtgtgag ccactgtgcc cggcccaaat tttggattac atgactctca gtaagaccaa 91080
tatttgcctt gtgacacagg tatacacatg tataaaacta aaacagaagt gtcataaaat 91140
aataattcta ttagctaatt gcaatgtatt gtaaattttt cccttacata atttaaaaaa 91200
aaatccccaa tttgaaaatt ctgtagtaaa tcctggtaaa gactatcttt ttttttttt 91260
ttaagatgga gtttcgctct tgttgcccgg gctggagtgc aatggtgtga tctcggctca 91320
ccgcaacctc cgcctcccag gttcaagcaa ttctcctgcc ttagcctccc aagtagctgg 91380
gattacaggc atgcaccacc acacccggct aattttgtat ttttagtgga gacagggttt 91440
ctccatgttg gtaaggctgg tcttgaactc ccaacctcag gtgatctgcc tgcctcccaa 91500
agtgctggga ttatatgcgt gagccaccgc gcctggccct aagactatct ttatctccct 91560
aggttggtga acatgtgaaa aagatgaccg tccaaattcc tcattctgat tcaagttcct 91620
tcctgagctg gtcccatttc ccctgctcac tcagccagtt cagtcacact ccacggccca 91680
ggccaaactc agtctcgtct ctcactttag cctcccatgg ctcccttctt tgggcgaaag 91740
ctctgctcta caaaaatgga tgcgagcaca atataatacc cttcacgttg gacttgtata 91800
gcttgatcat taaaatggtc attttttttt ccccacacat atttaaggag agccttgtca 91860
actttccaag gactgcccct aaatttttaa atattcttgt cattcttttt ggaagcacct 91920
attatgttat catccttatc ttactctttt tttctatgtt gttaattagt ttaactctag 91980
cctatggttc aagctgcttt ttttttttct ttttttgac accatctttg ctcattgcaa 92040
cctccgcctc caggttcaaa ctattctcct gcctcagcct cccgagcagc tgggattatg 92100
ggcatgtgcc accacatcag ttaacttttg tacttttagt agagatgggg tttcaccatg 92160
ttggctaggc tggtcttgaa ctcctggcct caggtgatct gcccgccctg gcctcccaaa 92220
gtgctaggat tacaggtttg agccaccatg cccagccagt tcaagctgtt ttctaacatc 92280
actttcagag gctccgtgac attttccacc ttctagatta gcattttcac tgtgctatcc 92340
atttgctgtg ctttaatgta tacagcactg gagagactgt tcaatgactt acagatgcta 92400
agaggcaaga gatgcttgaa tgaggactaa tttcacaagt cggtattaga ttatttgtta 92460
atcttttctg cagggactct cataatgaat ctttggataa ggagggtcct ctgtacaacc 92520
ttccccactc agcctttctc tttctgccct atcacagaat tgtagcctct gtcttgacaa 92580
gccagccagc agcacttgat ggagttcatc cgaagctgtg ctttgccagt actttgaaaa 92640
ggagggaact tcagtgtttg cttagttcat tctcaagttt cttgccaaga tttggaaaca 92700
acaaaaatag ttttcatgag aatgattgag aacttctgaa attcaatatt ttggggaaaa 92760
aactgtgttt gcatatgtat gtattgctac tttctctaag ctggaaagat gattgatact 92820
agtaactcac aaaaaaggtg aacatctttt cctccatgct tctctttacc atttgaaatt 92880
ctggaagttt ctaggattaa ttgcttcagc aggaaaactg caaagatacc atgcttattg 92940
tatcttacca ttccacttat ttgaattaat gtgcactttt aaaaaacctg cagggcacag 93000
ggactcacgc ctgtaatccc agcactttgg gaagctgagg agggcagatc acctaaggtc 93060
aggagttcga aaccagcctg gccaacatgg cgaaaccaca tctctactaa aaatacaaaa 93120
attagccagg cgtggtgcca catgcctgtt atcccagcta cttgggaggc tgaggcagga 93180
gaatcacttg aacccaggag gcagaggttg cagggagttg agattgtgcc actgcactcc 93240
agcctggtga caagagcaaa actctgtctc aaaacaaaaa ctgaaacaaa aataaaccta 93300
ttttctgctc acgattaaga caggaatata ggcaaaagct aagcaacaca ctcaagtaat 93360
ctaagtccat ttttgtaatt attaccaata acgtaattca gaaaatggaa gcatatttta 93420
aatttgattt tcttaccgtg tacactacag aactagataa aaaattaaag tgtacttaaa 93480
ggtttccttc agaagggata gaaaaatgtt ttattttctc aaattaaata gaagttactg 93540

FIG. 6X

caataaacaa ttctgtgttg cagattaacc aattattttt ctcctcatag tgtttttaaa 93600
attatcaaaa caacatatat gcatagtata taaaacataa tattgacttc ctatcatagg 93660
gtattaggat tcagactttt tttttaactt ttgcttcaca atgcaatgta ctttcccccc 93720
tctcctctcc taatttccca atatgtatat ttttaaaaac taattttgtt tttgaactgg 93780
agtgcagtgg tgcgatctcg gctcactgca agctctgtct cctgggttca agtgattctc 93840
ctgcttcagc cttgagagta gctgggacta taggcacatg ccaccacacc cggctaattt 93900
ttgtattttt agtggagaca ggctttcacc atgttggcca ggctggtctc gaactcctga 93960
cctcaggtga tctgcccacc tcagcctccc aaagtgctgg gattacaggc gtgagccacc 94020
atgcccggcc taaaaattaa attaacattc atattattca acaactgtgt aaatattgtt 94080
cactgtagtg gaccctcatt gcatttcctt tcttgacatc tttttgtttt ccggtagcta 94140
gtaattatct tttttgtttc catttgctta gctttctagg ttcctatcgc tatttgtcac 94200
catactctcc aacagaactt taaaactcct ctcgtaccac ttgggctact gacttcttgg 94260
cagcatcctc gatcctgctc cacagggcct ggattcatct ccaagcccgc agctctacag 94320
ctgcttccaa ccatcatttt ggaaattctc ttcccttctt ctccgttcca tgggtcctct 94380
gtcttccctg ttcgtatatt tgtgatgtct tctagaaact tcctgagaaa ggatgcacag 94440
gcagaaaatt ttttgagact atgttttatg aaatgtcttt attttacctt ctcagttgat 94500
tgacagtttg gacataattt ccccttagaa tgttacaggc atttctcctt ttttgtttag 94560
ttcccagtaa tacttttaag aagtcttaag ttattctgtc ttgatccttt tatctcccca 94620
ccgtcaccca gccacaacca aagctttttg catctcctct ctatccccat aaatttcact 94680
atggtgtgtt ttgatatgga acttagaaaa acgttgtttt tactgaagta taacatacag 94740
aagagcacaa atcattttac aaaatgaaca aacattttgt gtaactaata cctagattaa 94800
gaaacagtgc taccaagagc cactacctgc tcctcgtgag aactgctatt gtaatttcca 94860
gtaccataga tcagattgcc tgtttttgaa tttttataga aatgaaatca ttgtaaaatg 94920
tgtatttttt aaaaaaaatg tactcttttg ctcctggtct ctttcattca ccattaattt 94980
tgtctgattc acccacgtcg ctgcatgtgg tggcaattca ttcattcttg ttcatatata 95040
tatatatata tatatatata tatatataaa attgatgtat ccaatgttaa 95100
tgaggatgga cttgtgacta tttccattct ggggatacta gagatagggc tgtcataaat 95160
gtttctgtac acgccctctg ttgaacagat gtagttctgt tggacggcat aagacatttt 95220
tcattttcaa tctgaattct tccttcagtt tggtgaaaat tgctggaatt aattctttcg 95280
tgatttctcc cttcttctct tttttaaaat ttatttttta acacaacatc aagtttcctt 95340
tatcatctat aatacagtta tacccaaact ttctaagacc aaacagacag tcccctgccc 95400
agagcaggaa attccaatga gcccctaaag acacacaaag gtgaatgtgg aagatcatag 95460
ttccagctgc aggtcacaag tcttccattc aaacactcca tgcttttcat ttctgtttgt 95520
taaagaaagc gtcttacagg acgttgttga aaataatttc atcccagaca ccgggtttct 95580
tcaataatac acagctccat gaaatctgtg tttccatccg actgacagga atacaaagta 95640
atttttattg ttttatttta atttttggt ggtatagaga agtaaaacta tcagtcagat 95700
tcctttagta ataaagaaaa ggaggggaaa gaaagcattt gggctttgct ggatgctggt 95760
ttctacttgt ctgagggtat gacttcaata gttaaatcac cctgacacca ctgcagtaac 95820
tagtactagc aattctttct ttctttcttt ctttctttct ttctttcttt ctttctttct 95880
ttctttcttt cctttctttc tttcctttct ttctttcctt tctttctttc tttctttttc 95940
tttcttcttt ttctttcttt ctttcttttt ctttcttctt tttctttctt tctctttctc 96000
tctctctttc ttttttctttc ttcctttctt tctttctttc tttcctttct ttctttcttt 96060
ctttcctttc tttctttctt tctttttctt tctttcttct ttttctttct ttttctttct 96120
ttcttctttt tctttctttc tctttctctc tctctttcct tctttctttt tctttcttcc 96180
tttctctctc tctccccctt tctttctttt ttctttttttt cgaagatgat acaaagaaaa 96240
acacccccat ggacataaaa atggcccaaa ggtgttttgt tttgttttgt tttttgagat 96300
ggagtctcgc tctgtcaccc aggctggagt gcaacggcac gatctcggct cactgcaacc 96360
tccacctccc gggttcaaga gattctcctg cctcagcctc cctagtagct gggattacag 96420
gtgcctgcca ccatgcccag ctaatttttg tatttttagt agagatgcgg tttcaccatg 96480
ttggcctgga tggtctccaa ttcctgacct taagtgatcc gcccgcctca gcctcccaaa 96540
gtgctgggat tacaggcgta agccactgcg cccagccagc ccagaagttt tttactgaag 96600
atcaattctc cccctgcccg cctccgctga aaaggtacaa aatgaacatt ttgttttgag 96660
atggcagctc catcaggcat tccaattcac ccagccactt attctcacag aggtgagggg 96720
aacaggcatt aggttttatt agtcatgttg tatttgtaac cagatgtggc ctcggcagct 96780
tatttgaagg ccattgatcc tttgaacacg tgtagagaag catggctgtc cttcactgac 96840
tgtccatatc tgagcatatt cagctaccat ggaaactacg aaggaaggaa aaatatattt 96900
actccaaaat tcatttactg ggagttttaa gtgccctttc ttccacagag ccccagagta 96960
gtgctaatgt gctgggggca gctgtatttt ccagcatgag ctcccatcct ctgagggtcc 97020
tgaaaaggat tggtcctgga gtcttcatga aaggaatgag gtggaacatg tgtagcccca 97080
aacctgatag tacggggagt ggtgggggtg gcagggcaat gttcaccaca gtggtggagg 97140
atcacttagg ggtaggctga agtagctgct gcaacaggag gaagagctca tggcagtcct 97200
ggaaaaggct ctaacttgat cccagagtat gtggttccgt ccttcttttt cttttcctct 97260
ggctgcttga gatcttcttg atttcacgtt gagtctgtgg cgattgcaat caacttatta 97320
aaggacttct cagcagccat gtctgtagcc tgccttgtgg aaaactgggt gaaagcaccc 97380
tgctgcttct gcattagagt gatggtcaat ctctcctaac tggtagaaat gatttctctg 97440

FIG. 6Y

atctgtttca cccagaccat ccacgtctaa tgtggtgaga gtcttgtcct ctggtgggtc 97500
cagatgaggc atggttgaag tctgctttag aagcttatca gctatagggt cattgattcc 97560
ataatatgag tcttcaacat tttgatcagc aaggggatca tccagatctg taggcttctt 97620
ctgtctgtag ggacgctcct cttttctctg acactctcct ttcacctagc aggagcaaat 97680
gtgaggctga ttcctttgat agtagggtat ggtccaggcc agtttgagca gcacgacact 97740
gggggatgtg tctttcccca gcatgctaat tagacgtgtt ccatcagagt tacagatctc 97800
tctccatatt ctgtgtgtag aaccctcggt tgacatctga ctttggcaca ttactttcaa 97860
aagacaatgc tgtgtcatga acctggatgt gctggccaca ctctacgtct aagaggcagg 97920
tctgacattc tccaatttac tgcaaatttg gcacacttta gtctttttct ttttttttct 97980
tgagatggag ttttcgctct tgttgcccaa gctggagtgc aatggcgcga tcttggctca 98040
tcacaacctc tgcctcccgg gttcaagcag ttctcctgcc tcagcctcct gagtagctgg 98100
gattacaggc acctgccacc acgcccggct aattttgtat ttttagtaga gacagggttt 98160
ctccatgttg gtcaggctgg tctcgaactc ccgacctcag gtgatccgcc tgcctcagcc 98220
tcccaaagtg ctgggattac aggcgtgagc cactgtgcct ggcctagtct tctttaaaaa 98280
agcatgtgga ccccagggca ccagtgaaac actgggaatg gcctggcaca gagactgcat 98340
tccttcttgt atgtttttct ctcttttggg tgtgtgtgtg tgtgtgtttc ttttatttct 98400
tgatacaaac acataaatgg atcaaaaaat atgttcatct agaaaactgg acgtcatcca 98460
aaaatgaaaa acaagtttca atgaatttag atttcctagc attttactcc taaccctaag 98520
ggttaaattt attgtccact tacatgccca tgtttctgac ccaagctaag gggctggaaa 98580
acgaaactca gagctagtgt gtggtggcac atgcctgtaa tcccagttac ttgggaggct 98640
gaggcaggag gatcacttga gcccaggagt tcaaatccaa catgggcaac gtagcgagac 98700
tccatctcta aaattaaaaa tcagaacaat ctcatgtaaa tatgggaagt cttagcattg 98760
ataaaaccta agatttcctg gaagtaagtg ggaagcctct aatcctacct ggatagtgct 98820
tttctggggg atttttcagc acaagtctaa atctcacaaa gcaccttcaa aaactgggct 98880
acgcagtatc acaggcatgg cagtaggtcc aaaggctgga ttcaggggcc atgtaaataa 98940
caggaaaagc aaatcaagga ccagatgctg agatttcccc ttgagttcca catttgggag 99000
aacaaggagt tgacccctaa gtagtcttct gcttcttggt aaatggttgc tcagctacat 99060
cttgtgcttc agctaccttt tgtttgaaga actttgtgtt ctgggtactc tcttggcccc 99120
gtgttgggta gaaggaagtg gtatctcaat gcccaccatg ggtgtatttg gtataaccag 99180
agtgcccaaa gttcttgcat gactttagga agcatggctt tgttgaaatg atcctccagg 99240
gtgggggcac tgaaatctct tttgtatatt tctcatattt gccctgaatg gctttgctgg 99300
taatgacctt gccatatgcc tgaagctcag cttgctgctc ttcctcagcc agcttccgca 99360
ggtgctcaat ttctgcttcc tccttctcaa gctcttcttc ctcgtctctg ctcccttgtt 99420
tgttttagct tctgaacttt ccatgcctcc tgctcctcct gactctcctc ttggtgttga 99480
gcgcatccag agtagtgcgg ccccgcctgc tctccgcagg ctcttccatg gtctcctaca 99540
gtctggaggg ggcaccatgc ctcctcaggg tgccttttgc ctcctgctcc agctccttct 99600
ggttcaatgc ttcagcctca ggttctcgaa ctgtcactca gcccttcttc cttcccagtg 99660
agggcctgca tcaggcgagg ctccgtctca tcctcactgt ctgtggactc tccatactca 99720
gatctgctct gagctcccca gggcgccctt cctcaccgcc tcccctgcca cccctgtgcc 99780
tcccacactc ctgtctcctc tcctgtactc cctgacacag ggtgctgcac tgccacccca 99840
tctcctcatc ctcggtttct tcctcttctt cttcactgac atccgctcat tccgggcgct 99900
aggcacctgc ttctcttctg aagctgcctg cttctatcac tccaggctcc actgttttcc 99960
aatgccggcc aatctctctt cctctcgtca ctcacctggt cctgaaaatg ccacagcctg 100020
gctggctggc tgagccctcc tcctgttcct caggctctgc ttcctgttcc ttggatttcc 100080
caatgaatga aaattcctca tccgcctcat cagaggactc cacaggggca cagtctggcc 100140
ttcttctgga cacacaacgt tggaccttgg accttcactt tctctgtgga agtctcccat 100200
ttctcactgt gatgcaggac ggccccagtg cagagtcaat gagcgactgc ttcatgagtg 100260
cccttgggac tgacaagttg atgggtggcg actcccaaaa ctgaaagatt ccaaactgaa 100320
cacctacaat gtcaatggac agaaaaattc ctttccgcca aggtgcacag ggcactgcta 100380
catagctgat cccttcccgt gcttgacttt aatcattcag ctatgtgggt tttctccaaa 100440
gcacatttgg cacagatggg aagtccacac acatcctcca ggctctgcct gttccaggtt 100500
ttttttttct ttttttttct tttttaagac agaggctcac tctgttgccc aggctagagt 100560
gcagtggcgc gatctcagct cactgcaacc tccgcctccc aggttcaagc gattttcatg 100620
cctcagcctc cagagtagct gggattacag gtgtgcacca ccacgcctgg ctaatttttg 100680
tatttttagt agagataggg tttcaccatg ttggccaggc tggtctcaaa ctcccaacct 100740
cagttgatct gcccatctca gcctcccaaa gtgctgggat ggacaggtgt gagccactgc 100800
acccggcctg ttccaggtgt taaaacccag agaggtcacc atcttgagag cgtctgaggt 100860
gggaagtggg actctccgag tcctggtgtc ttcccctgta aaggaggaga acttacatgt 100920
cacccacctg atcaaatcag gcccatccag gagagtactc ctgttgatta atttaaggac 100980
ttggaacttc acatcaacca aatcccttca gggcagcacc tgaactagct ttgtttggat 101040
accagggaga gggtgtgtct gatttcaact agggcaggga tgctaaaaga ttctgggccc 101100
tgaagcccca actgcaaaat aagtctgtca aggtctctaa aaatgtacac ccatgatttc 101160
tgatttattt ccctaccttа ttgagagttt acagtcaaac aggaatgccc aaaactccag 101220
cctctataaa acgaactgaa attagcagtt tttccttcaa tctggaatca aaataattca 101280
ggcataaagg gtctttccca tggacaacag caatagcatc cttaaagcaa ctctgcttat 101340

FIG. 6Z

attgtccttg gtattgagat caaacctcca ttcagagctt tactggtctg agattttctt 101400
tctggggatg ggcatctgga atggttgcac tcaactctca gctagatgtg tctgcaccca 101460
cacctgcagg tgactgccat gtgggcaggt tacccaccct ggcaggtcct agcgatgtct 101520
ctctgcctgg gattgaacat gcaagtcaga ggttctgaac caaccactcc tcacctcaga 101580
atgtccactt ctgccccaaa agtgagatag tgggagcctt ccagtgatcc actggccttc 101640
atctctgttt cctagccaca gttcctcaag ccctaggaac ggccagacca ataagggtat 101700
cttgctttgc taatgagatg actaatggct ggggacccct aagtagcttc aggatggagg 101760
ctggcaccag aaagaacaag gcaagattgg agagttagaa tttcagtctc actcccccaa 101820
cctccgggga gggaagaggg gcggaaggtt gagttgatca gcaataggca atgatgtagt 101880
ccatcatgcc tatgtaatga cgcttccata aaaccctcaa aggactgggt tcgcagagct 101940
tccagacagc tgaaaacgtg gaggttcctg gaacgtggtg cccctgaaaa gggcatggaa 102000
gctctgcacc cttcccccac acctggccct atgcatcttt cccatctgtt cctctgtatc 102060
cactataata aataggtcaa cataagtaaa atgttttcct gagctctgta agctgctctg 102120
tcaaatcaat cgaacctgag gagaaggagg tgggaacgcc tgatttgtag ctggtgggtc 102180
agaagaatag gtaatcactt aaagatttac ctccattttt attcctgagc tttctctgca 102240
actgcagggc ccaatccagg acaggcagag aactggcgct tactgtgctc tgttggaatt 102300
caggtaagtc aggaggcgcc tcgatgtaga aacgtgttcc tctgcactcc tggcctccaa 102360
tcttttatat agcctctgat cttgttttag gttgcaatat cttctctctt aaaaaaacta 102420
ttttttttct tatgttccct gtcatgtctt gtttcagttc tttttcttct gtttgcattg 102480
atttccattt cagctgggca gctttcccca catgcatggt gatccttggc tacctagtcg 102540
gatttgagag cgaggcattt aaaatgctga tggatgtgag gctgaggatg gaggattgct 102600
tgagccagga gttcaaggtc agcctgggca atacagtgag accctatctc aaaacaaaac 102660
gacaataaca aatgctaact ctgtgtgagg gtgttgtcac tgggtgatga attagagtgc 102720
cggctgctct attgagaata actgaatatt attattatta atatattaat aatattaata 102780
ttattctgtt attcatataa atctggcagc atagttttgt cagaaaggaa tcctccaacc 102840
tgggccccat gtaatagaag aggttgacag atctcagcag tcacttgaag aattctactc 102900
acttcctgtt tttctgcaaa agaatccatc ccattctcag cagtgcccag tattcctgag 102960
tctagagctt cgctgtccaa tatgtcagcc actagccata tgtggctatt taaatcaaaa 103020
ttaaaactaa acttcatttc ctcagtcaca ctggccatat ttcatgtatt tttgtttgtt 103080
tgtgggtttt tcttgagaca aggtcttact ctgtatccca ggctggagtg cagtggtgca 103140
atcatggatc actgtagcct caacctcctg ggctcaagag atcctcctgc ctcagcttca 103200
acttcctgag tagctaggac tgcaagtgtg tgccaccatg cccagcaaat ttttgtgttt 103260
tttatagaaa cgggttttca acatgttgcc caagctggtc ttgaactcct gggctcaagc 103320
gaaccaccca cctcggcctc ccaaagtgtt gggatgacag gtatgagcca ccacgtgcag 103380
ccacactggc tacatttcag gtggctattg agccactagt tgttggacaa tgcagatata 103440
aagcacttcc atcatcacgg aaagttctat ggcacactgc tggagactaa acctcacgtt 103500
ttgtttgttt gttttgagac ggagtcttgc tctgttgcca ggctggagtt cagtagcgtg 103560
atctcagccc actgtaatct ctgcctcccg ggttcaagca attcccctgc ctcagcctcc 103620
cgagtagctg ggactacagg tgtgcatcgc cacgcctggc taatttttg tattttagta 103680
gagacggggt ttcaccatgt tggccaggat ggtgttggtc tcctgacctc gtgatctgcc 103740
tgccttggcc tcccaaaatg ctgggattac aggcgtgagc cactgagccc ggccaacctc 103800
acgttttata cttggggaga agtggtttcc taactacact gttgaggagg gaatctggaa 103860
gtgtgatttt cctctttttt tagagactgg gtcttgctct gttgtccaag ctatagttca 103920
gtggaacaat taaagctcac tgctgcctta acctactggg ctcaagtggt gctcccagtt 103980
cagccttctg agtaactgga actacaggcg ggtgccacca tgcccagcta atttttgtat 104040
ttcttcttag agatggggtc ttgctatgtt gtccagactt gtcttgaact cctggcctca 104100
actgatcctc ctacctcagc ctttcaaagt gctgggatta caggcataag ccaccatgcc 104160
cagtccagtt taattattct ttatacaata tttcattaat tattgaattt tcaatcctac 104220
cgtgaatcca cctttagggg tacctgaagg ctccccttc ttgaaacttg actcttaact 104280
aacccccctac aacacacaca tttgtaggtg taggtttcat gctgttaatt accactggtc 104340
catgtgtctc ccatctttca aaacattctt tatccctatc ctactccttc agcattactg 104400
atgggttttc agcaaggagc agagataatg tgtgtggccc atgccaagcc tgaagtcctc 104460
ctgagatgtt attcacataa ctcatgacaa aggcaatggg gaaaaagtgt tctgctgctt 104520
agctttgtca ggttttgtcc aaggtttgct tagttacagt tttaagaaaa ttttatcatc 104580
tctgatttct ttatattcca ttgttttatt cttttcccaa atattatttg agaacttact 104640
acaggtaagg cactgctcca gttttaagtt ttctcacttt accctcccat ttcataaaaa 104700
atattgttgc taaacatttt cagtgaaagt ttaataatta tgtatgttgg caaaacctca 104760
tgaacaaaac acagggcaag cttattttca actgactcaa gattggtttc ctctacccac 104820
agccttaagc cgagtcaaga gctgagccca ttccatagat gctaaacctc agccaacctt 104880
aacctgtgaa tatgagaaca gatacgtgtt gatacaaacc actgagtttg gggtggtttg 104940
ctatagagca ttatgttgtc tgtctaacac catgggaaaa gagtccttac aaacaggact 105000
ttagattttt ttttttttta atacaaagat atggctaggc acagtggctc actttgggag 105060
gccaaggctg gtggatcact tgaagtcagg agtttgagac cagcctggcc aatgtggtga 105120
aaccccgtct ctactaaaaa tacaaaaatc agccaggcgt ggtggcacac acttgtgatc 105180
ccagctgctt gggaggctga agcagggagg attgcttgaa cccgggaggc agaggctgca 105240

FIG. 6A2

gtgagccaag attgtgccac tggagtccag cctgagcaac agagtgagtg agactctgtc 105300
tcaaaaaaag atatgggtta gtcaatatgt ttaggagaaa ataaaagtta tcattctaca 105360
acataaaatg ctatttttatt gcttgttgca ttttatctaa tggtgttttt ctaagaaaat 105420
ttgcaatagg aataccactg tttcaggttt taaaatgatc ataagcacct gatagagttt 105480
ggctgtgtcc tcacccaaat ctcatcttga attgtagttc ccataatccc cacgtgttgt 105540
gggagggacc agtgggaggt aattgaatca tgggggtggt taccctcatg ctgttcttgt 105600
gatactgagt gaattctcat gagatctgac ggttttataa ggggctttcc tgcttttgct 105660
cggcacttct ccttcctgtc gccatgtaaa gaaagacctt tttggttccc cttccaccac 105720
gattgtaagt ttcctgaggc ctccccagcc atgctgaact gtgagtcaat taaacttctt 105780
tcctttataa attacccagt cttgggtata tctttattaa cagcacgaga atggactaat 105840
acagcacctg actaggaaac taatattttc ctttcatttg aaaaggatat ttcattagcg 105900
aacagtgtct attacacaag ttacatcaag atctgtgtgc ctctttccaa aagataaatt 105960
acaagcattg ttacaaaata aaagagtatg cggtttgcaa aattcttatg atgggagccc 106020
ttctctgccc agaattatgc ttgcttgcct cttaatgctt ccactaatta tgatgagatg 106080
tcactcagaa cctacagttt ctgccttggg ggacgtataa gaatgtcaga acacctctcc 106140
atggtatcag gtgcctgcag agctttgctg tgggttatgg accaactcct cagtatctgt 106200
tcctaagacc aaatgaacca cgctatcttg gaagtgctgg tcttggacag taaaggacat 106260
tgtgcagaca gctggaagcg gtccctatta acattgtccc tgatagtgaa taaagggacg 106320
gtgtgagttc ctttgggctg ctttctttct tgatgtactg aaactttagt ttcaatggaa 106380
tcaaaagaat cagagacgct gggtgcaatg gctcacacct gtaatctcaa cactttggga 106440
ggccaagtag gaggaactct tgtgcccagg agttcaacac cagcctgggc aacagagtga 106500
gaccccatct ctacaaaaaa taagaaaaat agctggtcat gctggtatac acctgtggtc 106560
ccagctactc aggtgctcgc ttgggtccag gaggtcaagg gtgcagtgag ccgtaattga 106620
gccactgaac tccagcctag gtgacagagt gagatgctgt ctgaataaat aaataaatac 106680
gaatgtctga ccagattggg gcagcatctc tgtatttgac agattctaaa acaacaactt 106740
agtaataaac tctatcactc ttacagtaat agtgatagtg ttcagagtaa taaacagatt 106800
ctcacgctgt tgcccaggct gagagcagta cacaatcaca gctcactgca gctcttgggc 106860
tcaagtggtc ctcctgcatc agcctcctga gtagctggga ctacaggtgc aggccaccat 106920
gtctgagtaa tttttgtact ttttgtgtgt gtgtgtgtag ggacagggct tcactatgtt 106980
gcccgggcta gtcttgaact cctggcctca acagaccctc ctgcttcggc ctcccaaagt 107040
actgggatta cgggcatgag ccactgtgcc tggcacaaac actaattgtt tgttttttt 107100
tttttgagat ggagtcttgc tccatctcag cctgcacgcc aggctggaat gcagtggcat 107160
gatctcgact cactgcaacc tccgcctctc gggttcaagc aattctcctg cctcagcttc 107220
ccgagtacct gggattgcag gcgcccgcca tcacgcctgg ctaatttttg tatttttagt 107280
agagacgggg ttttgccatg ttggccaggc tggtctggaa ctcctgaccc caagtaatcc 107340
gcctgcctca gcctcccaaa gtgctggggt tacaggcatg agccaccaca cctggccaca 107400
aacactattt tttaaagcat gtgatgttag attctttttat aaattaatat tcaaactcac 107460
tagaaagact ctggaatatg tgtatgtgtg tgtactagtt tttaaaatcc tatattttcc 107520
ttaacattaa attgaaactc attacaaaac aaaggttaat actagtgctg tcatgactat 107580
caggagctat gacatccttt taggaagtca tgtatgttca tttgtccatt tgttcattca 107640
tgtatgtaaa agttacagaa cactgacatt gtgctaggga ccaatctaaa cactgggaac 107700
acaaaggtgg gtggctttca aggggctatc taaagtccaa agaggaaagc agacaacgag 107760
aagctattac cagtgtgagc agtgctaacg actgaatgga atgagagtac atatcctccc 107820
tgacatggtg gggagggatg tcaaaggaag gctcttagac atagaatcta aatcgagtcc 107880
tcgtgtttgt cgtacttcct taatgtaggg attctctctg tgtaactacc tatcattcat 107940
ttgcctcttt gctcagttca ctacccacca gaggaactgc tcccatgccg agggaccctc 108000
ggatgacaca ctcgggccac ctcctctttt gcctgtgtgt ctgcaatatc taggtgagct 108060
tggctttggt accatatctg ttctgtcatt cctgctccaa aacataagac tcactcccaa 108120
gaggaaattt ttgcatttga aaattcaagt tgtatgaaat ataaatgttt cctactttgt 108180
acgttcttta aattcatgtg tcatatatta catttactaa gaagtagaaa tacatgtact 108240
ttctaaactg agaaaactag ctggtggaag acaaaactga ttctaaacac atctgataga 108300
ttctaaaaag tgaaggtact ttaagtggca ctaccctggc acatgttcac tttagattgc 108360
caggtaaacc agcccaacag gtgttaggag acagatgttc accaaatgct tagccctcag 108420
ggagaaaaca ttaaaatata caacatattt cccccgagta tcagcaactg aagaaagcat 108480
tttaccatct actatcatga tttctaaaca cagtttaaaa aattttatcg aatacctact 108540
ataatgcaag cagtactagt tatggtgata aaagataaat aaacccctga tgtataaact 108600
aagcacctta attcattatt tcatggttaa atacattcta aaactaattt ttttcctccg 108660
caagtcttcc ttctctttgg ggtttaaaag gctcatcact gaactgaacc aagtccatct 108720
taggaactca ctgagtatag gggattgcca agtcctgttg actctttctgc cctctgcagt 108780
ttcaaagctg tcttcacttt atcttggcac cattttccgg taggcctata gaacctgtaa 108840
ccttaaatac cataacataa aaactaaact tcttgccaca gttttggcct tttctaatcc 108900
attctcatta aactgctgct aaagtgacca tttaaacaca aaagatgcat gaaattattc 108960
aatgtcaccc aggcctctag gatgcagccc aacactctag cacagatcac tccctttttct 109020
tgtctcattt ttgttgcttc tctatcatga gcatttatgt cccatggtgt cccactaacc 109080
actgcaattt atttactttt cttagagaca gggtcttgct ctgttgccca ggctggagtg 109140

FIG. 6B2

cagtggtgcg atcatagttc attgcagcct caaactcctg ggcttaagca atcctcccac 109200
gtcagcctcc tgagtagctg ggaccacagc catgtgccac catgcctggc tatttaatat 109260
tgtattttct gtagagacgg ggtcttgctc tgttgcccag actggtctca aacgatcctc 109320
ctgccttggc ctccaaagtg ctgggattcc aggtgtgagc cactgcacct ggccaatcgc 109380
tgcaatttta aaaatgcccc aagcgtcctc aggtattggt gtccctctca caagcccatc 109440
ccagactgct cctccccaac ccctgcccat ggccctcaat taattttctc ctctcctttt 109500
tttatttcag aaaatttaaa aaagttgtaa gattagtgca ataaacacac acatatcctt 109560
tagttatatt caccagttat taacattttg ctacatttgt gttcacttgc ttttccccat 109620
ccccaaatat ttactttgct gaatcatttg agagtaagtt gcagacatta tgacacttta 109680
ctcttaaatt tttcagcaag tatctcctaa aaataggaca ctctcttaca taaccacaag 109740
gatcatactt aggaaattta atattgaaat actaaaattt aatttgaata tagagttgat 109800
gctcatattt ctcctcagtt ggctgacttc tatttatctt tcaagactaa gctctaggaa 109860
aatgacctcc cttctcccca cacccccctct ctgtccacac acagaataca ctgggtatct 109920
ctcttcgata cttttactac ctttttgtat acttctattg aagcacttag cacacactat 109980
catattgtct attttctttt ctgtcgtatc tgagactcag ctagacccat tttaattctt 110040
ctatcacttc atatactacc cagcattcgt tggtgactga atggataaat gaatgaatga 110100
atgcatgatg agacattgaa gattctcatt ccactctctc attgtaactg gtcatgtgtc 110160
tctaaacatt ctgagcaata tatcacgtgt tctcaatttc acctcttatt tcaaacactg 110220
ctatggtacc caggtctctg tgggcttctt ctaccttgtg cggatgcaac ctcacagcac 110280
ctgcttttgg cctctgcccc tagtttctgg ccccagggct acattggagc tgtgacacag 110340
gagtcccatg ggaaccactt ggcactcaga tatggacaat ctggaaatgc aggacagtta 110400
aggcctgtaa gcttgccctg accactgagg gacaggagct catagaaaaa atgcttgtct 110460
cattttagc ccagggtggc caattctgag atgcatgtta aaaggttcct cagaagctcc 110520
cacaggatca agtagcagat attcataatg gttgccaatt tgaaagggac ccttgggttg 110580
gctttctctc cttccggggg gtcattcttc tgtcttatca cagtctattc cttggtgtca 110640
cattcccaaa taaactccct acctacctcc aagttgtttg tacaggcttt gctttcggga 110700
gagcccagac taagacaatg tggtaacgta aaagactggt ggcttgggag ccagacagac 110760
ctgactttga aaccaagttt gctcattcac tagccatgac cttgggcaca taatttaact 110820
tctctcagcc tcactctctt cactttataa tgaagataat actttatagg agtatggtaa 110880
tgacttcata ggggtatggt aattagaaat ttaccaaata tatatatgaa tagaatatat 110940
acaacttcct tgagtaatga ttgactataa taaaccacat tgagtgtctg tccagcttag 111000
gagccaacct cactcttcca tttctcttaa gattcactat ttgtcccagc catgcccacc 111060
atcattgagc gggagttcaa ggagttggat gctcagcatc gctggcagct gccgtacttg 111120
gaaattcgaa atgagtccca tgactatctt catagagtgg ccaagtttcc agaaaacaga 111180
aatcgaaata gatacagaga tgtaagccca tatgatcaca gtcgtgttaa actgcagaat 111240
actgagaatg attatattaa tgccagctta gttgacatag aagaggcacg aaggagttac 111300
atcttaacac cgggtccact tcctaacatg tgctgccatt tctggcttac ggtttggcag 111360
cagaagacca aagcagttgt tgtgctgaac cgcattgtgg agaaagaatc ggttaaatgt 111420
gcgcagtact ggccaacaga tgaccaaaag atgctgttta aagaaacggg attcaatgtg 111480
aagctctttc agaagatgtg aagtcatatt acacagtaca tctactacga ttagaaaata 111540
tcaatagtgg tgaaaccaga acaatatctc acttgcatta tacgacctgg ccagattttg 111600
gagtccctga atcaccagct tcatttctca atttcttgtt gaaagtgaga gaatctggct 111660
ccttgaaccc tgaccatggg cctgcagtga tccattgtag cgaaggcact gggtgcacgg 111720
gcaccttctc tctggtagac gcttgtcttg ttttgatggg aaaaggagat tatattaaca 111780
ttaaacaagt gttattgaac atgagaaaat actgaatggg tcttattcag accccagatc 111840
aactgagatt ctcatacatg gctataatag aaggagcaaa atgtataaag gtagattcta 111900
gtatacagaa acggtggaaa gaattttcta aggaaaactt agctcctgct tttgatcatt 111960
caccgaacaa aataatgact gaaaaataca atgggaacag aattggtcta gaagaagaaa 112020
aactgacagg tgaccgatgt acagtaaatg caagatacaa tggaagagaa cagtgagaat 112080
gctctacgga aacatattct agaggacaga aaggccacca cagctcagaa ggtgcagcag 112140
atgaaacaga ggctaaatga gaacgaacaa aaaagaaaaa ggccaagata gacacctaat 112200
attcatgact tgagaatatt ctggagctat aaattttgaa ccactgatgt gcaaaacaag 112260
acctgaagcc cactccagaa actaaagtga ggcttgctaa ccttctagat tgcctcacag 112320
ttgtttgttt acaaagtaaa ctttacatac agggtatgag gagcacccac cagcagaaga 112380
ctttgcagaa ccttacattg gatgtgtcgt tgtgtttttt ttttttttct ttttttttg 112440
agacggagtc tctgctctgt tgcccaggct ggagtacagt ggcgcgatct cggctcactg 112500
caagctccgc ctcctgggtt cacgccattc tcctgcctca gcctccggag tagctgggaa 112560
tacaggcgcc cgccaccaag cctggctaat tttttgtatt tttagtagag atggggtttc 112620
accgtgttcg ccaggatggt ctcgatctcc tgacctcgtg atccgcccgc ctcggcctcc 112680
caaaatgctg ggattacagg cgtgagccac cgcattggcc tgttaagtgt ttttaatggg 112740
tgtatgaaac gtagaaatat gtaaaagaaa taaattagga gagattaatt tgtgttgtac 112800
tgccattcct actgtatttt tatacttttt ggcagcatta aatatttttg ttaaagagtc 112860
aaaaaaattt actacttgtc ccatcagttt cctgggatgg gttcatgtac tcacaatttt 112920
actagatttt gtgactatta gcaaccacaa ttctagctac tgcattgact attacactaa 112980
tatacagaat aaacaatgcc tataattatt tttaaaaaga atcatcctaa atttacaaaa 113040

FIG. 6C2

agacaaaccg catttccata atatattgtc taaatttcag gaagaaattc tcaacctttg 113100
aatgacagat ttaagaaaac tagtttagat atcaatatct cattggaata tgttgttttg 113160
tttatacctc aggttttcaa agctttggga cctcaaaagt agtccttatt taaaaactgc 113220
tactcgtaac catagtctcc atcgtcaaaa aggaatgtat aaggattatt atgcttgaaa 113280
tattaatctg tatgggtctt acaagatact ccaggttgct tatatgctta gtgggaaatg 113340
agaattattc aaaagaaaaa ttctattttc ccaatgggag aagtgtccaa aagtttcaaa 113400
gatgtcagaa aaatcagctt ttggaagctg ctgccacaat tgtcaataag caggagatac 113460
cagtatgtct tcaaagagag aattcattga aacaagtcat tgaggctggg cgtggtggct 113520
cacgcctgta atcccaacac tttgggaggc caagatgggc agatcacctg agactgggag 113580
tttgagacca gcctgaccaa cacagtgaaa ccttgtctct actaaaaaca caaaaattag 113640
ccaggtgtgg tggtgagcaa ctgtaatccc agctactcga gagctgaggc aggagaattg 113700
cttgagcccg agaggtggag gttgcagtga gccgagatcc tgccactgca ctctagcctg 113760
ggcaacaaga gagaaactct gtttcaaaaa agaaaacaaa acaagtcatt gatagtataa 113820
cgaagagata tctgcatccc atgtctactg cagcactatt ctcaatagcc aagatatgga 113880
gtcaacctag gtgtccaaca acagatgaat gaatgaagaa aatgtgatat atacacacta 113940
tggagtatta ttcagccata aaaaagagtg aaatcccatc gttgatggaa tatagatgaa 114000
actggaggac attattttaa gtgaaaaaag ccaggaacag aaagttaaac agtgcatgtt 114060
ctcactcata tgcgaaagct aaaaaaagtt gatctcatag aagtaaaaag taggacagag 114120
gatactagag gctgggacga gagtgacaga gagatttgtt aaaagataca aaattatagc 114180
gagataagag aaataagttc tagtgttcga cagcactgta gaatgactat agttaataat 114240
aatacaatat atagtttcaa atagctggaa ggatattgca cattctcaac ataaagaaat 114300
gataaacata tgagatggtg gatgtgcgaa ttaccctgat ctgataacta taaattatat 114360
gtatggaaat ataattatgt gctctcaaga atatgtacaa ttggtatttg tcaatttaaa 114420
aaataaatct aaaaactgta tcattgaatc cttaagatgc taaagttcat ttacttatat 114480
aacaaattaa aaaattattt cttatgctgt ttttcaaaaa tcatagcttt tatgacttta 114540
cataaatata tctaaaataa taattgtatg atatgttttt gtagtctaat aaaatttgca 114600
ctgaattcca atttttaag ggtatctttt tccatgtttt catctttatt tttatatggg 114660
aagttctaac tgaaataagg tgctcctcag ttctaggagt taaccctaaa agtaatcaat 114720
gtgatcctcc tcaacgcgag ttccagagct aaaaagaatg cctagtctat gttcctttgc 114780
gtttttgttt tattttattt aaatgtctgt ctacctggtc cccttgatta gggagcaagc 114840
ctccaagggt caaaaccatg tttcatgtct ctgcggccca gtgcctagca cagagctctg 114900
tccatatctg cactccaata aatgttgacc taagactctt acacttacag attcaccttg 114960
tagataaaag ggctttggaa gtcatctaac ccattcccct aactctctat cctacttcac 115020
caacaaccag cttttgcaag acacttccag gggaagagtc tatgccgaga caaatgattt 115080
cattaaccat cacaaagcta attgttacct gattcttaaa cttggtccaa ccttgcctct 115140
ttttagtctt tgactgaata gctctagttc tcacctaaag agttatatga aatacagttc 115200
cagaaagaga agcggatgtt aagaagagag cgagacaggg cacagaatag acttgaacct 115260
catgtctatc aattcggtat gtgttcatgt ggtttctgac tctagaacag ttatgccagt 115320
gtccctgagg ttcctgtgct tggctccctc ctttttttcac atgtctggca tctcttgtgt 115380
atgcctgaga aggatccatg ctaaaattgt aatgacatat atacctaaat tagcagcata 115440
caacttccaa aaaccgagcc tatgcaagag ctattaaaaa aaaaaggata atgaagagaa 115500
caggatttga gttgctgctt cttgtgtttc ccttggagcc ttcccaggca aatatggatc 115560
agaaagcttt tcttgtcaat tctaatttgt ggtagtctag aaacttaacc cttgctactt 115620
tgatcgcctg atttcatctt tcaatggaaa ggtaaaaatg ataaaataaa acaatattct 115680
agatacactg ttctctgtaa tttgatgcaa ttcagtttat attcacttgg caaaagtgaa 115740
cagtgctgaa ttttaagaac tagtgtctat atcttacatc tcattcttag ccaaaagtgt 115800
ggagtttaaa accatttgct caccaagacc tcagcagaaa atttttaaa aaaataactg 115860
aaatgaaaac ataagtcatg taaaaaaaga ttttttttt aagatgaaaa aatgttcaac 115920
cttgctggct ttagagaaat aggcattaaa atgtccgggc ttttagcaat aatcctagtt 115980
gttagtgaaa caccaagtct gtctctaaca gccatgggct atgaaacctt ccttttcca 116040
aaaagacatt ctgacagata gaatcaagcc attcaagtgt cccccagata ctgcaaatgt 116100
tgatcctcaa aacccccagga gctttctttc cttattcccc tagagcaata gttttcaagt 116160
gtgatcctga acttgttaga aatgcaaatt cttgggcccc accccagacc cactgaatca 116220
gaaactctgg gagtagggcc gagaaatgag tttttcacaa gcctccaagg gattctgatg 116280
cacggtaaaa tttgaggacc accaatgcag atggattata atcttcttga gggcaaggac 116340
caaacttgtt gaaggttaac cctggctcgt gactcacagt aggtgttcag aatgtgttga 116400
atgaataaat gatctgtaca cttttccaga aagctctgaa tctatagtta cttttaattt 116460
ttaaaaatat cttttgagga cttctctaga aataggtgag tctgtttctt acattgccaa 116520
atgtacctgg ggtgggggggt gcgggtggag gaaaaattgc ccctgttgag aagcactgcc 116580
ttagatcatt ccttaccaag gtacgttagg cactggcctc actccaaggc cagtgcttcc 116640
tgtgcttcta gagtggctag ggaagcacac tatgggacaa cctttcctca ccattgacaa 116700
tggtcattta caagaccatg gcttatttta cagggtgaac tcccaatccc ggtaagatgg 116760
cccgagtttc attgctggtt tactagtttt gcttccttgg gcagtgaatt taaataacct 116820
gtcaaaagaa tgaagtgatg gaagccagac tcaaaccaac tgtgtactct gtccacacct 116880
cttcagcaat atggcatatt gcaaagtagt gttcagagat gtgcgtgtag taggctgcct 116940

FIG. 6D2

gctctaacac atgagattaa atttagatag ccacataggg aaatcagttt ttaagaaagc 117000
ggatggaatt cagctgcaaa tagatggaca cctggaattc tgggaagttc tagctgctgc 117060
tgctcaacta aggcataact gaactcaaga tttacaaaaa tgtatttcag cccaagtctc 117120
tccataacta ctaacaaggg actgaggaga agaatttata ttaaaaggat aaaaatatct 117180
acacttggaa acagcagatt gtgaaagggt atgtgactga caattattaa acaattaaga 117240
gtatgactaa gatgaatatg cattcattca ccaaaatctc atattcccaa aaagcaggaa 117300
aggtagtaca gtgagatgga tgatgccttc acatgactca gatgtcacgt gtttctcacc 117360
attgagaccc ccaaggcacc ccctcccagc atttaccaga atgtgtgtgt aactatttac 117420
agtgatttgt gtaattattt gattgtttct cttgtatcct gtagcaatga gggtagagat 117480
tatatcccac ctaccactgc agctccagga tccagcttca caaacatttg ttgaatgaat 117540
gaataagaaa agaggacacc cccaaagagg ctgcaaggga aaaagctaca aagacagaag 117600
caccaggaaa aagtagggtc atgtaagtca aagcaggaaa aaagttccat ggtggggtgg 117660
tcagcagtgt ctaatgccac gaaggcacaa agtaggataa aggttaaaaa tcagcctttg 117720
gttttggcaa atatgaagct tatcggtagc cttagcgaga acaattccat cagggagcag 117780
aagctaactg cagtgggttg agtcatcaag caggcataag gaagtaggga taccccatta 117840
taagctactc tttcaagaag ctcaaatctg aaggttagga gaattaggtc agtagctaga 117900
aggaaatgtg gagtcgaggg gctgtttttc ctcccaagga gtataaaggt gtaacgttgc 117960
atgaaaccac ttcagacaaa ggccgatatc aatagagaag ttaaaacgca cgcctcaaga 118020
tttgggaagg cttggggttg ggcttaaaga ggtaggagca tatttcctat cctaggacag 118080
agaataaaga agaaaggata ggttcccatg gagataaatt tctaagtgtt aaagaagagg 118140
ctcagaaaat tctagcatga taggctcact ttttttcttt tccatgaagg agatggcaaa 118200
gtcaactgac atgagaaagg tgacaatact gatgggttga agagcgatgg acatttgaaa 118260
taacttctta gaccagtaga ggctggagtt cataaatcag aactggctac aggttatata 118320
tgttttttt ttttttctcca acagcataag ataacagagc gaagtctgta gaaatgaaag 118380
aagagtcaga tgaggatagc tggagctagt gcaaggaggg aagcaccacg gtgggagcca 118440
ggtacccccc ggatttataa ttcatactga attccaacaa cagaagggct ctaagcagga 118500
gagtgacaga tttcagaaga ctgagacaca tttggtaaaa aaaagtagga ggaaaacctg 118560
attctggaat tagggcagcc aatagacggc agtattttca gaaaggaggg aatggtcaac 118620
agtgactttc tagtctggag ctcaggagga agaggcaact ctacctgatg gtattaagat 118680
catggaggta gctgagatca cctagcttgt gtgtgtcaaa tgagaaaaga agaaagaata 118740
ggagaagttc cccaggaaca cagacattaa gtggggctgt ggtgacaaca caagaagaga 118800
ggcttgcaaa ggagcctgag cagctgtcat gagagaggta ggatggtgga ctcggagaag 118860
aggcagaaga tgttcttaaa ggaaggacac tgctgccaag tagtcagcca attggtgaca 118920
aagaaagacc ctgttgcgag aaaaaaagtc agtgaagtag taggaacgat gacagatgac 118980
actgggttga agactgagga gagagaagtg taagagtgga agcagagggc agaccactct 119040
tctgagacac tgaagaggca tagttagaaa taaaggggag tcgccagaaa ggaatttgtg 119100
gctaagcaag aggttttctt taagactgaa atacataagc atgatttaaa tgctgctggg 119160
atggagttca cagacctgga agacagaaga caaagcggat catcaagata gtggaattta 119220
ctgaaatgag agaggaaaat cccatccaca ggaaatgcag acatgaggga ggggccagaa 119280
ggacagtgaa aacatcagca actggtcccc caacttctga gtgaatgtgg agatataatc 119340
aggtaaagga ctgcatcatc tccctggtta atgatggagt cagagaaaag agtgtcttat 119400
acagaagttg tgatatactt ggccgggcgc agtggctcac gcctgtaatc taagcacttt 119460
gggaggccaa ggcaggcgga tcacctgagg tcaggagttc atgactggcc tggtcaacat 119520
ggcaaaatcc cacctctact aaaaacaaaa gcctgtaatc ccagctacta gggaggctga 119580
ggcaggagaa tcgcttgaac ccaggaggca gaggttgcag tgagccaagg tcgcaccact 119640
gtactccagc ctgggcaaca gagctagact cagtctcaaa aaaaaaaaaa aaagatgtat 119700
ttattctcac tgtataaatt tctgtgtaag aaatactctc tcatatagaa gtaaatttat 119760
atataaaatt atatagaacc actataaaat actcaggttt ataaaattta tatataaact 119820
tgttgacata taaaattcca tgtaaatgac tataaagtac tcttatatga aaagtatatg 119880
aattaaatta tatatcaact tacttttata ttacagtatt tttgttatac agaagtttat 119940
atagtgacaa taaatatttc tcaagaacga tttcacataa tagaagtata aattatccat 120000
ttccaatagt gaaaaagaaa agcagttcca caccagtgac agggctacga atctaagagg 120060
tacaaagact tcattcttag agacactgag gtcagggcat ggccaacaca tctgaagctg 120120
atagaattgg cgctgggttg gttggagacg gtacggtatt actattacaa tggcagacgc 120180
ttggccttga taactagcca atcaggggga aagattctgg tttcctctgt tattatctga 120240
actagtgtgt tcccaaaggg ttaagatggt ttatggaagg cacaagatca gcaaaccata 120300
aaggattagc actaagaagg aaggaagtag accaagtgtt aatggcgatg ccatgtaaga 120360
gccaggtctg cgatgtatgt tctacatggt ttgggggggta aaaaaaatgt cagcctccag 120420
agcacagggc tttaagcctc aagtactgtt aacagtagag tttactagtc tacagcagga 120480
attacaacca gtaattctaa ggccaattac tcaggcaagt tttactagaa caaggaagct 120540
ctgcttcgag gtcaaatcga tttctgcatt tatagaagca tctagatgtt ctctgttcaa 120600
acaatggggt aaaatcccca cacattttat ttctgacaga gtgttcccta tattgcctgg 120660
ccaggagtga taacattgct tggctattat taataaaaca ttgctgtggc tgggcgcagt 120720
ggctcacacc tgtaatcctg gcactttggg aggctgaggc aggaggatca cttaactcca 120780
ggagtttgac agcagcctgg gcaacatagc aagatcccat ctctctaaaa aattttaaaa 120840

FIG. 6E2

ttagctgggt gtggtggcag acacctgtag tcccagctcc tcaggaagct gaggtgggag 120900
gatcacttga gcccaagcag gttgaggctg cagcgtgctg tgactgtgcc actgcactcc 120960
agcctgcgca acacactgag agagactctg tctcaaaaaa atacatcaaa taaaaattaa 121020
aagcccattt ctttcttttg gtacattaca gccatgcact tcaaaggcta gcacaattat 121080
ttttctgcag ttctatattt agattctagt tagaagtaac ctaggacctt catgttagag 121140
gtgtctttgg caaaactgtt atgtgagtga aacgtttaat caattgagga taaagatgcc 121200
tcattgctaa tgaagatgtg gtttaaggat tttatgcacc cagttcattt attaacaact 121260
tgtttaagct ttattagctg ggtctctact ttataactgt gttctttaat ttacaagaca 121320
ataaaaatta aaatggtaaa tgggaaacct atcttgcttt tcaataaata atttatttta 121380
ataacttcgt gggcatggtg gccaaaacat tttagctgtg aaaataattt caattcatat 121440
ttttttggaa tcaatattaa aaggtgatat attctcaaat gaaaagtgga caaatgatca 121500
gttataggac atgattaaga aactaaccat gagccacgtg cagtggctca tgcctgtaat 121560
cccagcactc tgggaggccg cggtgagcgg attgcttgag cccaggagtt caagaccagg 121620
ctgggcaaca tggcaaaaac ccggctctac taaaaatgca aaaaaaaaaa aaaaaaaaaa 121680
aatttagctg ggttttggtg gcttatgcct gcagtcccag ctactcggga ggctgactcg 121740
ggaggctgag gcacaagaat catttgaacc caggaggcag aggttgcaat gagctgagaa 121800
tacaccactg cactccagcc tgggcaacag agagagagag actcagtctc aaaaaacaaa 121860
caaacaaaca aacaaaccgc tgccctgtgc ttggagagat ctgtttacct ttaccactaa 121920
agactgttgg aagtaaattt tagaaggttt ataataccta aaagtaatca cttctgtctt 121980
atgaaaggtt ctgctgagat ttttctattg tggccactag tggcaatatt ccagaagtca 122040
tatttaaaga atatctttag tggattcagc agtttttcaa atatgtactt ttatctctcc 122100
aacattcatg attgcaattt ttcaaattaa cctcatgata taaacaactg tactctatga 122160
tgcctcatag tacagaaact ggaggcagaa agagaagttg aatgtctaag aatcggtaat 122220
tctaaaactc aacatagacc attcagcatt agtggttcta acaatcccac tgcaaaatga 122280
gttgataatg tgtaacactt tagtgaacta aagcataaag aaccatggtc tcctaatgca 122340
gcaaattaaa acacatgata gctacaatta atgaagtaca tagtcctggc tgggcactat 122400
ggtacgtcct ttacatagat tatctcttaa attattaacc ccgttttaga gatgagaaca 122460
ttcgggctca ggaaggttat gtaagttata taaaaatcac aaaataagag acagagctaa 122520
gatttgaatc caagtgtgac caggttcata tcaagcttcc atttttgaat ttatattaga 122580
ggtcaataac tcacctttgt ccttttaaaa taatttttgg ctctgtgacc tacacaggca 122640
agctgttatt tacaaacaac ccacacatct agatggtcac tgtctcaccg cccactttta 122700
ccatcaggac tcctagtgag ctgtcaaggg gaatgctata attttggagg ttctaaatct 122760
gagggcttaa gaaagaaaga aattgtaaaa agcaggcatt actcaggggc atagattgtc 122820
aggcagatct gtcatgctta taggtaacct cccagggcca aaaatatatg tgcccaaact 122880
gcctaaatat ttcctgtcac ttcataatac tgcctgaaat cctgccaaat tagaacttca 122940
tttgtgttgc ttgtcaattt ttaacgcata agcaaatcac ctggagatct tgttaaaatg 123000
caaattctga ttaggttagg tctgggtctg catgtctgat atgcttccag agggcactga 123060
tgctgctggt ccatggacca cacttaaaga agcaaaaaag atgtctgata tttactctct 123120
ggctgcctag gagtgcttct catttaagtg agatctcttt gtgcatcata atgggaggga 123180
tgagctgaaa agcagcaaat taagagtgag ttaagtgtct acctcacttc cctactatct 123240
gtaacaagca ggtttgggca ctgtggtcaa ccagaaaatt ctttccagga ccacaaccct 123300
tgagattatg ttgcaaagat gcaaggacaa cttagaaata atttccagca ctggtggcac 123360
tggatgtctg tcagtggtgc tggtggcagg gtcctattca gactgtggtt tacctgcctg 123420
gcccgtttgg ttatgggcca ttttctgagt accatggagc atcgcccagc tgacaagggc 123480
ttgtactcca cccttggtgc gcagaaggga agcttggctg ctactaagtt tggtgcaaag 123540
taattgtggt tttgccatta atatttgata cagtgagtcc ctactttcct caggtgaaac 123600
tagaacttaa ggggacacgc tcaagttctc attatacagt actaagtttc aaaaatcagc 123660
aattttatca aacacatgct ctacagcagt ggtcggcaaa ctttttctgt aaggggccag 123720
agagtaaatg ttttagagtt tctgggccac atatggtttc tgttccagct ataaactctg 123780
ccactgtagg gcaaaagcaa ccctccacaa tacatacatg aataggtgtg ttccaaaaaa 123840
actttatttg tggaccctga aatttgaatt tcataaactt ttcatgtgtc atgaaatatt 123900
cttttgattt tttcccaacc ttttaaagat gtaacaacca tttttagcct gtaggccata 123960
tagaaacagg cagtgggctg ggtttgctga cccttgctct gaagcaatga tatctcgatc 124020
caatttatac ccacaaattt ttctccttga aaccatgcat ttaattctca tctcttctta 124080
ccatgacaat aagaagttat tctatataac aaagagattg tacccaccca agccagcatt 124140
tagatcatgt catttgcttc ctcaaaattt tggtctttat aaaaatcaat taaagcacct 124200
taaaaggtaa gcagtgatga aatatttgaa ataattggct aattaaacat cacctaaata 124260
gaaactgtga taagaaccac aaatgcgaaa aggaatcatg tagtaactaa tgtggaggat 124320
atcttggttt agagatttga tgaacacgag ttttgattta aaaaaatttg tgcaatactc 124380
actgctttgg tggggagctt gctatgcaag ttggtagaaa aatttatcct aaagtcacag 124440
ttctctacca ctctggattt tctcgagcta actaccattc caaactattt taggcacagt 124500
tactagtttc aagaatcagg caaattgccc tggtattagc actgttcttt ctgtggtcac 124560
aagtcaaact actgtggtga ataaaattag atgatttctt tagtctttcc tttttcagcc 124620
cctgtagtca atttccagtg ctccattcaa agaaaaacca aaaatgtcca gaatataacc 124680
ttattttaaa acttgttaac cactgatttc acttgttaac caaatttttt ttttttttt 124740

FIG. 6F2

tttgagaatg aatctcactc tgtcaccagg ctggagtgca gtggcatgat cttggttcac 124800
tgcaacctcc gcctcctggg tactggttca agcaattctc ctgcctcagt ctcccgagta 124860
gctgggatta caggtgtgca cccccacacc cagctaattt ttttgtactt ttagtagaga 124920
tggggtttca ccatgttggc cgggctagtc ttaaactcct gacctcgtga tccgcccgcc 124980
tcggcctccc aaagtgctgg gattgcaggc atgaaccact gcgcccagcc tgttaaccaa 125040
atttctaatc acacacactt gaggcccagt aaatgcctgc tgaaaagagg gtgctggtgg 125100
tgaggcaact gaggggctaa catactgata gctgctgaaa tcttctacag ctctttcttg 125160
ttagaacact ccatcacggc tcccaggccc acaccacatg aaggaacttc tagctctctt 125220
gcttgctctt tacccaaatg tagttagcaa gtcctgggaa ctaaacagca ttgacacact 125280
tgaagaagac aattaggcaa atcccaactg ctgtgctcct gcagctaaag atgaagactc 125340
gtccattggg cagttgatta attgtaccta gaaaattaat ttcaatggtc ccatgacaac 125400
atacgggcag tgaagctcta gtgttccccc tgggtggaat cttccaggat gtatagtctc 125460
ccataccagc tcatcctccc atttttccag attctggttc ttctctctta cctagtgtgt 125520
agtgggccaa atggtggtcc cccaaaaaga tatgtccatg tgttaaccct ggaaactgtg 125580
gatgtaacct tatttggaaa aatggggcca ggtgcagtgg tgtgcatgtg tagtcccaga 125640
actttgagaa gccaaggtgg gagaatcgtt ggagcccagg agttcaagaa cagcccaggc 125700
aacatattga gacccccgtc tctataagca ataaaaaatt agctaggtgt ggtggcatgc 125760
acctgaagtt ccagctactt gagaggctga ggcagaagga ctgctcaagc ccaaggagtt 125820
caaggctgca gtgagctatg atcatgtcac cccactccag cctgggtgac agagtcagac 125880
tccctgtctc aggagaaaag aaaaaaaggt ctttgtaaat gtaataaaga atcttgagat 125940
aagatcatcc tgatttagga tggaccctaa atccaatgac atttgtcctt acaaaagaaa 126000
ggtagaggga actgtgagac agacacagag gggagggcct tgtgaagcag gaagcataga 126060
tgcagttaca agtcaaggaa tgccaaggac tgtctacaac cagaagccag gagagatgca 126120
tgggatgatt tctccctcac agcctccaga acttctggcc tccaggactg tgaagaatca 126180
atttctgttg ttttaagcca ccaagtttgt gtgtcatttg ttatggcaat ggcagtatta 126240
ggactctaat acacagtata aaaaaataaa aatagggcca ggcgtggtgg ctcagaccta 126300
taaccccagc actttgggag gctaaggcgg ggagatcact tgaggtcagg agtttgagac 126360
caaccaggcc aacatggtga aaccccatct ctattaaaaa taaaaattag ttgggcatgg 126420
tggtgtgcat ctgtaatccc agttactcag gaggctgagg cagaagaatc gcttgaaccc 126480
aggaagtgga ggttgtagtg aatgccactg cactccagcc tgggtgacag agctagactc 126540
cttcatccta ggacacagcc aagtcttacg tagcaaaaag aagttgttaa aggtctgtag 126600
ttctgcatta agcaacacag gcatgtacct atgaattata tgattataaa agtgctcgga 126660
caggcccatt tcaaacttgg cctctttcca ccaactgtgt actgtttctc attccataac 126720
tagagattat gtctttatat cctgtcaaaa aagtgaattt ttgtgggcta agacattatc 126780
cctgtgttaa atgcaccagt cttagtgtaa acaagcctag ttccttttc attttggctg 126840
tctagtatgc atttgtatat gctaggcagt gtactaggca ccttaaatac attaccttgt 126900
ttaacctcta caggattctg ggaggtaggc attatcccca ttttatagat gagaacactg 126960
agaagacaat gttcataagt gcgtcacttg tctgagatga catatttact aagtagcaga 127020
accaggcctc gagctactca gtctgatttc caaagcccct gctcttaatc acatcaactt 127080
ctttcctata tcacctttcc cagagtgcgc tctcatggat aaagagcaga agtataagtt 127140
actaggcagc agaaaactgt agaggtggga agattagata aaaaatgtaa ataagaaggc 127200
tttaagacac caaaatcaaa tgtaaatact ttataacctg aatcagtgct tgtgttcatg 127260
aggctagagg tcgtgcattt tatctctagg tctggtgatg ccaatcctga tctacagcca 127320
gcagcaacag ttccctagcc tgcctagaag tttgtaaatg catgggcttt ggtaggagga 127380
agacgagaga aagcagaaca gattattaca aacccagtgc attccccctt gatgggtcaa 127440
cagcgatttc tttgtaagtg aaggacagca cactggtttt gatgactcac gagagagtag 127500
gagggaaaaa gaagtctgag gcattgcctg gaagcctcgc tctgcttaaa caagtacact 127560
aatggctcat gcctgttact cccagcactt tggaaggcca agatgggtgg atcacttgag 127620
gccaggagtt taagcccagc ctggtcaaca tagcgagacc ttttctctat taaaaataaa 127680
gaagaaagaa agtaataatg attcaagttc tcattctcta caaaattcac ttatgacttt 127740
ccaaatgcta gtgaaaactt ttaggtattg caaaactgcc ttaatgcata acgggattct 127800
cattttactt agtctaagat gacttttca ctttgaactt ctgcatcttt atgatcgctt 127860
agctttctga caagcaattt cagtaagtgt ttatcaattt gcatccacac gctgacacat 127920
aggggtctac ttacatatcc ttcatgtaat tgagcttttg taaatcatct ttctacatgg 127980
tacacttctg attttgtgtg cagctttctt gtttaagcac tgtattaaat gctctgcttc 128040
ctacaccctt aggaacaatg agaataaaag cgtaatgttg gttacttctt catatcaaag 128100
gaagttcatc tcctggttat taaaagctat tattaaatgg ccatcttttt gtgcccctgt 128160
gttaagcact ctaccaagat accattaaat agataagggc cacactccat agagatgatg 128220
gttctatatt ctgtattttc tgggggagtt ctaatttcat gcaattcctt cttcttaaat 128280
aaaggcaatt ctctaaatat attacctaat gtgctttcac tttcatattc ttgtaagatt 128340
tttcacataa atcaattctc aaaaaaatagt atcataggcc ttttaaaaat agtcatgttc 128400
aaaagtcagg ctcatgaata aatgtgtgca ttcattacat atattttcat aaattcaaat 128460
ttaaaagaat aagagtagct agaaggtgga agaaaaatct tattctgatt aggaatgcac 128520
aatcacaaga aaatttgtga tatatatagt cattttattc tgtattgttt tattttgatt 128580
ttggtaagac aagaaacaat gtagaaagtt tgacaactta aaaaagtaat atgagtgtga 128640

FIG. 6G2

gaaagtcctc ttccaggatt agcaaaaaaa tggtttttt ttttttttt tccgagatgg 128700
agtctcgctc tctcgcccag gctggagtgc agtggcgcaa tcttggctca ctgcaacctc 128760
cgcctcccgg gttcaggtga ttctcttgcc tcagcctccc aagtagctgg gactacaggc 128820
atgtgccacc atgcccggct aattttttt atttttagta gagacggggt ttcaccatgc 128880
tggccaggct ggtcttgaac tcctgacctt gtgatctgcc cgccttagcc tcccaaagtg 128940
ctgggattac aggcgtgagc caccgtaccc agcctaaatg gccaagtttt attatggaca 129000
attaagctgt agaataaaaa tctacttta atagctggca tagtgcctag tggttttgaa 129060
gccacaagca ggtttacaaa aaacatttaa atccatctga atctacagaa aactaagatt 129120
acctaagcag aaaatgaaaa tagttcagga ttaaggaaga ttaacaaatg aagagtatat 129180
gtattttaga agtattactt tatatttta tagtataata ataatattta cgttcctaca 129240
cttataatga gtttcgtata tatattaaaa taatttaatg gattagtatg tttatatttg 129300
cttttagtaa atttggtgta tgataaactc agttgtctac attgtgagac tacacctgag 129360
gcaatttctg tgttgatata tacctgaata gcagatatta cttgggagca aataaaatag 129420
cttcaggcct aattttgcaa gttcatgatg ggagagtaag catgacttca aagaactgac 129480
tttgagttaa aacttgaaga atgaatgtga caacagcaag tataaaacaa tgccaggcag 129540
aggtgggact gttcatgggt atcagggtaa gtgtgttgat aaatgctcaa agtaggaaat 129600
acctttcttc ccccacacat gtcagaaaat aactgcaata gaatgcaacg acatctcaga 129660
gataaagtgt tcaacttagc tctcagagac cgttcagtta cattttgtaa tgacattgga 129720
attgattgca ttttgaaggc aattctaaat gcaaagtctt cattttgttg atagaagctg 129780
ggttatttat tatgaaattt caaaaattaa gtaaaatatc taattaggat tataccagca 129840
aaggcaaatt tagaattcaa gacttcatga tccatggtaa gattatttta atgcaactct 129900
gctaattaac tgaaatttcc tttaactctc acatctgcct tttacttctt aagacatttt 129960
tctagtattt caccagagca agatatcaga agggtaaatc tcttaccaat gaactttgct 130020
aattcttagt gactccgttg accctggtgt aaggatcagg aacaaagtga atgaaataca 130080
ttttaataca tttctgcttt ctctaattcc aaagaccact ctaaagaata agttatttgt 130140
gggtattatc tgaaacttgg gattaaaaga gaccgtgatt acccttcagg gattttggca 130200
aaacttaagc catttcatct gaagagcaaa gcaagcctcc cacactcttg gcttattctc 130260
acaattatct agatatctag caacaaaact cttgagtagt ttgttaacta cagatgccaa 130320
gggctgacag tttcactttc agttttcaga atatcttttg tttcagtggt gtaagcacac 130380
catcagaatc tctactattt aaaataatta agttataatt gtaacttcca ttagatgtag 130440
tacttaaagg aatctagaag acacaactca ttaattatag gaatttgact gcaaattctt 130500
ctgggggggtc tgaattgcaa aggaggcatc tttgtaagtc agactcaact cattactctg 130560
tgatgcaggc tcctccaaat ggcagcagaa acgtattact ctctagaaac actacagtag 130620
tgctacaatt tcagggttct gtagagataa ggacaaattg acagaaacac attcttagaa 130680
ggacagtatc atttaaaata aaaatactgt cataattgta caccaggata gcttctccat 130740
aataaattct ttatgatttt ctgattttta gaaatcagaa ttgaacttttt taatgtgaaa 130800
aaaatgagag aattgtttca aaataggacc acatttctgt gtataatttt aaaagtttaa 130860
aaatatttga ttagtagact gataaactga aacatttttg ataagctttt cattacatac 130920
aaaccatata atttgtaaaa aattggaaat tattcaaaac ttcacataac taaagtgacc 130980
aaataaatac tggagaggaa agaaaaggag tcaaatgaat ctagcatttt ctttttttt 131040
ttttttttgg agaaagggtc tcactgtgcc acccaggtgg gagtgcaatg gcacgatcat 131100
ggctcactgc agcctcaact ttatgggctt aggtgatcct cccacctcgg cctcccaagt 131160
agcagggact acaggcatgc gccaacacgt ccagctaatt tttttggtat tttttgcaga 131220
gacgaggttt caccaggttg ccgtggctga tctggaactc ctggtctcaa gtgatctacc 131280
caactcagcc tcccaaagtg ctgggattac aggcgtgagc caccgcaccc ggcctaatct 131340
agcatttttct aaaaggaagg acccagcagt gaacggcaat atcaataatc atgttcaaga 131400
ctatcagaca tgcaagctgg ggatgaatgg gtggaagggg aaaatgatga ataaatgatg 131460
aacacaagta tagacccagt ggatttgaga tgcccaagat gccagtgaga tattcaaagt 131520
ttaactcaaa agccacttcc catatgaaat cctgacaaac actcctacgt ccaactggaa 131580
ttaatttctc ttctgggctc ccacagcact ctgtattttt ctaatagcat aacactattt 131640
tgtttgtaga tatttctctg atagcattac tatctttcct ctttatcaca actgtttgaa 131700
gttcttttgc ctcttgcatc cactgttgcc caatcccact gctggaaggc tcatcttatt 131760
aagttctgta ttcctagtgc taacacactg tctaccatag atgatgttca ataaatggtt 131820
gctaaatgaa ttctcttgtg ataatagcac tatggcaaca taatcgacgg taaaaatttc 131880
ttctcaatgt ttacttttag cagaatgcat tcatttatca actttcattg agaatatgct 131940
aatttccatg accctgctag gaaataggaa aataaagatg aatgtaataa ggtgctcatt 132000
ctactgaaag tcttgactag tggagaatta tggatccaac ttttcatgaa atgccttcag 132060
tggtaagaat tctcatattt ggaataaaaa atgttatggg ttgtgccaag atacctacat 132120
acttcataat tttgtagagg gctgtcctta ctgcagaaat gtatactact atagtcatat 132180
gtggaaattc tttttatgat gctaactgca tgctaaccag acttttttaat ttaatacttg 132240
cattaaataa accatgctag gaatccagga atctagcttg gtttattttc catacaatgt 132300
actctttgta atatgcatat actacataaa aattctatta atggcctcgt actaaagatg 132360
tgtctgttgg ggaatcagtt attctgtata attttatctt aattgatata ttaaaatcta 132420
ccaaaaatat aaactccgag taaaagtatc tgcatggtgt gcatatgttt attattttaa 132480
gtgtcagcgt atacattttc atgccataaa gttataaaat gaaaaaatag tagcctttta 132540

FIG. 6H2

tattaagttc atgcttatgt agttagtaaa aacaagaaag caattaacat acaaaccatg 132600
atggtggtta aacttgcttc agtttgtgtt ttttaaaatt tgaaagtgag aaatacagct 132660
cgaagtcagc tcatattttc agtaagtact gatgaggatg tactggccct attgactacg 132720
ctgaccccat taaaatattt gtgagtctaa aggttcatat gacgctgttc cttcactcta 132780
gcaacaggcc atacatgtct tacataggga ctctgttcaa ttcattaata cctcctgaag 132840
tgctcaacat cgtggttcat ttatagtaga tactcaatac atactccatt aactgaattc 132900
taagataaac tgtctgttac tgacagaaat tttcacttaa gggagtctcc gtggctgaag 132960
gcaattttga aatcctgtaa aagaacccac tcctctcccc aagtaatgaa gtttgtcagt 133020
ttcaagcctg taataaggta ctgacttaaa attaattttc taataataca gtactgctat 133080
gtatctaatg tggggttagt caatgatagg aaaaaaacat aagacagagt cacatttaaa 133140
aatgtgtgct taggtgcatg gtgacacctg cctgtagtcc agctattcca ggggctgagg 133200
caggaagatc ccttgagctc acgagtttga ggctgcagta agccactgca ctcagcctgg 133260
gcaacagagt gagaccctgt ctctaaaaaa aattcgtttt aagtgtgctc aggacataac 133320
aggagccgct ggtaacatgc catttccact gtgaatatgg taaggacaga atccctgtct 133380
ctaggccctc ttccactagt caatctcatc atcaccatca aggccaacat tggtattctc 133440
tcctctgaga caaagtcttt gacattttct atactatact atgtcttcct ctccccaaat 133500
gcatatacaa ataaaatttg aatgcttctt tctccattta gtgtaatttt ttttataaca 133560
tagacccaat tttcaaaccc cacaatggtg gattttattt gatgtattgt aaaaagcgct 133620
ggattgaagt caaatggctt gggagaccta aattctactc ctgcctgtac catgaaagag 133680
acaaatccca aggctttgca gggcttcagc ttccttgttt gtagaataaa gaattataaa 133740
atcatctctt ttggtcctac tgggcaataa aaagctatga ttctaagcct gttccctttt 133800
ctcacctaag aatacaaatt tgatacaaag aggccgcaga atgtgtcaaa cactccctgt 133860
tgcctggaat tctctcttcc tttgggttca gggataaagg tatgttattt cttaagtctc 133920
cctttgcttt cttctgcttg cctcgtaaat atttttccat cttggcagtc ctacatgtct 133980
tctcactcta catgttttcc ctaggtgatg tgacccagcc tgtggcttcc actgccatcc 134040
acacacgtcg ctgcctctct ccacatcagc atcgcaacta tctcctggaa gctttccaag 134100
tgctgaacta cagtaacctc aaccgaactg ctgttcattc accccacagg cttgcccctc 134160
ctctgcatct ttgtgagaac ctgagagtca tcctaaactc ctccttccac ctcactcccc 134220
acatcaaatc gattaccaac ttgtgctgat tttatcttca aatactctcc agaattgtcg 134280
ctgtcatgga ctgaatattt gtgttccccc aaattcatat gtcctaatcc ctgatgtgac 134340
tgtatttaga gacgtgacct ctaaggagta attaaggttc agtgaggtca aaggtggagc 134400
cctgatctga taggatcagt gtccttataa gaagagacta gagctgggca caggggctca 134460
cacctgtaat cccagtattt tgggaggctg aggtgggaag atcactcaag gagaggagtc 134520
tgagaccagc ctgggcaaca gagtgagact ccatctctac aagaaaataa aatagtcaga 134580
cacagtggta cacacctgtg gtcccagctc ctcaggaggc tgaggcagga ggatggcttg 134640
agcccaggaa tttgaggctg cagcaagcta tgatcacacc tctgcactcc agcctgggtg 134700
acagcatgag acccagtctc tttaaaaaaa aaaaaaaaaa aggccatata tagcccagaa 134760
gagcgtcctc accaaaaccc aatcctgata gcacctggag gacttccagc ctccagagct 134820
gtgagaaaat ttctgttgct tgcaccgccc agtctgtggt attttgctgt ggcagcccaa 134880
gctgactcat cagtgacctt ctctctgtta ccgcagagta gctcatcatc ctctcttccc 134940
tagagtccag ccactctctc acatctacct acctagcagt atcactgtgg gttagagtca 135000
gatcactgcg gattaagtcc tcattctgcc actgcctgtg taaatctgag caagttactt 135060
aatctctctg tgtgtcagta acctccctgt gaaatgaggc taataatagc agggttgttt 135120
caacaaggcg atacatgcat aatgcttaca acacagcttg gcacattata agcattcaac 135180
gaaaagtgag ctactattat ctcatccgtt atcagaataa accacctaag ccacaaggct 135240
gcccacatca tcctcatgtt ttaaaacact tcagtgggct ccccaccatc aacaggataa 135300
agtccaagct tccttagcat ttcttagagg ctccatatga atccccaagt tccactacag 135360
gaacacaggt gaactttcca ctccaacctc aggctccttc gtgtcactcc tcatccacat 135420
ggaggtaagc agcaagagac tccgtgcagt tcctggtggt tccctgaccc tcaggcagac 135480
tctccccagc cctctgcctg caacgtcctt gcccctttgct tcccttggcc agctcccatt 135540
cattctcctt gattctgctt ggaagtttcc ctctcaggaa ggctttatga accttagtgt 135600
aggttatgaa cccatctttg ctcctttcat acctttttgca agcctttatt tattatgaca 135660
cttaaccatt atcatactga agtgacctgt tggtgtgtct ttgttcccca ctagacagaa 135720
aactcaagat cagagaccag ttcttgttct ttttttttttt ttttttttttt ttttttgtat 135780
cacagtgttt agcagcctgc tatatggtaa atgtcagtaa atgttccaca aactgaatgg 135840
aattgagctc tggaatctag accatctttt ccatacccat cactcctgtc ttagttgaag 135900
tccttatttc ccatttgaag caatgcaaag gatttcctaa ctctaatctc tcttttcttc 135960
acaccatcct ttaaacagcc gacagaatgg tcatcctaaa gcacatatat cctatcttac 136020
atatcctaga ttcggaacct ctctgggctt ctcaccatat aagaagaaag tctaacctcc 136080
ttagcaaggt gcataggtct tcaatgggct ccacctcact tctctatata tacctatact 136140
cttgctacac taaacttctt tcttactgtt gctggaacaa gttcaacgct ttcaaacctc 136200
cctgactttg catatgcagt tcattctgtc aggaatgccc ttctctctta tgcctgggat 136260
attctcattc attccatatg acctatttca taagtcactc cttaatgaag cctttcttag 136320
atatccactg gggcaatcag ctgcttgctc ctgtttccac agcacattgt tcacacagat 136380
agcacaggac ttaccacaag ttattataat tttgtctgtc ttgcccattt gaatccaagg 136440

FIG. 6I2

gcaaggacgg aatcattctc atctttgtat gtcctgggaa ctagaactgt acctgagaca 136500
taataaacac ttgatatgtt tgtaattttt aaataagtta atgaacggaa tggctagaaa 136560
aagtgagaag aaactctggc ttactgtata tcatactgtc atactaaaaa tatatactga 136620
agacagaatc acattatatc atcacttttc acgctatagg ccatgatcca ttatgaaaaa 136680
gaggatagta aaaaaatcac agggcacaat ttttgtttct gtcacacaca tgtgtacctg 136740
tatattggac tggaatgtaa aacgcatgtt ccattgtaga acgtggtttt aaaagaggct 136800
tggaaaacac tgcatatggt catttcttag tttagtacaa tttattattt tcgtaataac 136860
ctcagctata atataagtct accatgaagc attttgggga gattaaatga gatgtgaaaa 136920
gtaaatgtgt tagatagact gaattcatat catagcttgc tctgatactt tacaaaacat 136980
ttaaccttac ccacaagttt tagtttcctc actaaagtca ccctgaggac agtaatggga 137040
tcttcctcac agagtattgt gaggaataca taagagaacg tacgtaaatg cctggcactt 137100
agtatttatt caataaatct tagcaatgat gatgataaca acatggtacc tggcacataa 137160
gagagttaaa aattagtttc ttcagtcaaa tgtgcttaca ttgatagttg atactaactg 137220
gggttaaaag gtcattgctg gcatctcaga aagatagatt acagtgaaat aaaaaatgac 137280
tactgcttaa aatgaatgaa gacttattta caaagtcatg ttcatctggt acaataatga 137340
agtcgctcaa ttgggagaaa atgacaaata atacaagtga atatacaatc ttacttaaga 137400
cgaaagaaat aggacaccag gctaactatc agtctcctaa accacaactt tatttctgat 137460
acaaagagac agtgagacaa tcagggcttc cctcaaataa attacttaat ctctcttcaa 137520
ttcagttttg catctgtaaa tataaataac tacaatttca cagtatttcc atttaaaaag 137580
ttctagtgca acatcagaaa caagaactta gtaggtgttc aaaaagaaat ataagttctg 137640
ctttgttagc cagcaaatag ttgcctgttt ctagccctca cttcttttct cctaaatccc 137700
tatattgcat ttatttaact taaagtgctg gatgtggcac tacgagaaag aaaaagatat 137760
ttggtaatct tgttaaaatc attagacatc ccaggctatc tggaatcacc ttgggctcac 137820
agttagacat cagctatggc ttgttttatt taaaaattca tccactgatg catgataatg 137880
gaattcacag gagagcaatt taccaaaaaa aagaaattta ttgatttata atgtgagata 137940
ttaatttagc cacaaatatt tattgagcat ctcctacatg ccagggaatg gactatatat 138000
ggcaggaaaa cagataccaa tcatttatat caggcatttt tttctaatag aaggatattc 138060
gcaggagaca atgcatagca ccatgccttg cacgtaacag acatttaata actattagtt 138120
gaataaaatt ggagactaga atgatacata aagaggcaag aaagagcaaa gataagcctt 138180
tctgagaatt tctatcatgt tttgctcaat agcttgtctt tatccactgc ttgtattttt 138240
ccatgtagct aatcctcatt ggtcgttaga attgagacac cctttccttg aaatcaggag 138300
ctataggagg ccattcttcc tactgggcat tttctttctg ggacagggtc tcactctgtc 138360
acctaggctg gagtgcatca tagctcacta taaccttgaa gtcctgggct caaggaatcc 138420
tcttgccaaa gaggtgggat tacaggcatg agtcaccatg ccagcctatt tggcatttct 138480
actgtagaca aagcagactt acagcagtag gtctacctgc ctaatacaaa aagaaaaaaa 138540
agaattttaa caaacaaatg agggaatcag atccagaaag tgattcttat aacttagatt 138600
acttagagta gatctataat ctgctctaga tccactgcat acagtgggcc cttcttatca 138660
tattccataa atagcacttt tctcagccca gcttttgatg atagctgaac agactaacag 138720
tttgtctaac aaaggctaga gaaggggata gcaaataatg gcccacaggc tgaatcctgc 138780
ctgctgctca tttttgcaaa gttttattag aatacggtca tttccactca ttttcacact 138840
gtcaatggct gcttttgcgc tacagcagca gagctgggtg gttggggcag gggtcacatg 138900
gctaacaaag actaaaatac ttatcatctg acctttttaca gaaagtttgc tgatccttgg 138960
agtgtacaag tattctatat tgttgattaa gaacagaacc acaagtatta gaagttagac 139020
cagcaggtgg taaagctgat catctactaa tataatggaa attggggttc ccaatcagga 139080
ctcttgcttt gatagaaggc catcttaacg aggagggaga cacctgcagg caaagtcaga 139140
attttctgca ggaaaagttt tgagtccatt tccccttgtg aacaagtgct cagctatgca 139200
tttcatcttt agtaaccatg cttctatacc tggttctcct tggcaaagat ttctttcttc 139260
agtaagtctc aagactttct gggaaggtag ggagatatgg gggtaaaagt gtcccaggac 139320
ttactgaagg aagtgtttta tgattatctg atagaatcac tgtatcatgg tagagaaggc 139380
aaacagaata taatctgaaa atagaggtga gggtgaacaa atgggcacta aaagtgaact 139440
cagcatcagg aaggtagcaa aacaagacat cagtcaaaga tatggggtga ttcagaccta 139500
aggaagattt aatgtgggat gtttccgtgt gccaggagct ggacacttaa gcaagaggag 139560
atccaggaat gttgctaaaa ccatggcctc catactttat tggaattagc acaacttatc 139620
cttgtttctt tcattttgca atcaaaatct ttaaaaacac attatttaaa aatacattat 139680
tttaaaagct agaatgaaaa ttatgatatc atttaggtgg tttaaaaaac atccaccagc 139740
cgggcgtggt ggctcatgcc tgtaatccca gcactttggg agtccgaggc gggcagatca 139800
cgaggtcagg agattgagac catcctggct gacacggtga aaccccgtct ccactaaaaa 139860
tacaaaaaat taaccgggcg tggtggcggg tgcctgtggt cccagctact cgggaggctg 139920
aggccggaga atggcatgaa cccgggaggt ggaggttgca gtgagctgag atcgtgccac 139980
tgcactccag cctgggtgac agagcaagac tccatctaaa aaaaaaaaac aaaaaccatc 140040
caccaaaatg ggaagaagtg atgaaaaatt acagtccaag aagaagggcc atagctgttt 140100
aaatcaattg gtatatttgt tatctaatat aaccccacgt aacgacaggt atttaacaaa 140160
tgtttctgct gaatttgacg attccatttc ccttacatcc catatgcaat ccatcagcac 140220
cccacatcca acccatcagt acatcctgtc agcattggct cccaaatata acctaaatct 140280
aacacatatc ctactatctc tgctgctaca actttagtct gaaatctcat aatctcccac 140340

FIG. 6J2

ttgtactact gtagatgact ctgaatgagt cttcttgctt ccattccaca cagcatccat 140400
actgatctat ttttttttc aatttttgt agagacgggg tcttgccatg ttgcccaggc 140460
tggtcttgaa ctcctggctt caagggatcc tcccacctca acctcccaaa gtgataggat 140520
ttcaagtatg agccactgtg cctaaccctg actgatcttt ctaagcataa atctaataat 140580
gccccttcct tgattaaacc cttcaatgaa ttcacattaa gcaaacaacc tggccaggtg 140640
tgatggttca tgcctgtaat ctcagcactt tgggagacca agatgggagg atcacttgag 140700
gccaggagct caacatcagc ttagacaaca tggtgaaact acatctctac aaaaaataca 140760
agaattagct gggcatggtg gtgcacctat agtcccagct actcgggcgg ctgagctggg 140820
aggatcactt gagccctgga ggtcaaggca gcagtgagct gtgattatgc cactacactt 140880
cagcctggat gaagtgagac ctggtctcca aaaaaaaaaa aaaaaaaaaa aagaagcagg 140940
gcaaggtggc tcacacctgt aatcccatca ctttgggagg ccaaggcagg cctcctggat 141000
catgaggtca agagatcgag accatcctgg ccaacatggt gaaaccccat ctctactaaa 141060
aatacaaaaa ttagctgggc atggtggcat gcacctgtag tctcaggtac ttgggaggct 141120
gaggcaggag aattgcttga acccgggagg cgaaggttgc agtgagccaa gattgcctgg 141180
tgacagagcg agcgagactc tgtctcaaaa aaaaaaaaaa aaagaaagaa agaaagaaag 141240
aaagaaagaa gaaatcctta gtcctgtctt aactacttga gaggctgagg gaggaggatc 141300
acttgaacct aggaatttga ggctccagtg agctatgaca gcaccacggt gctctggtct 141360
ggagagagtg agaccttgtc tctaaagaag agaaaagaaa agaatgaatg aatgaacaaa 141420
aagaaagaag gaaaggaaaa gaagagagag agagagagag gaagaaagga aggaaggaaa 141480
caaaataaaa taaaataata aataaataaa cccaaatcca acttctttac cctaatcaac 141540
aaggctcaaa taatctcatg ccaactaagt ctctgaacag ctccttccat tctattgcca 141600
gattactcca tctttcagcc acaagacctt tttatcttcc ttttaccagc caaacacaat 141660
cctacctcag aacatgtgca ctttttcttt tctctgactt gaatctcctc cacccattat 141720
ataatcttag ctcaaagagg cttttcttga caacttagcg aaagtattta tcccagtcat 141780
tctctgctac attattccaa tttatttttct ccatagtaca tttcagcaca taaagatttc 141840
cttagtatgt gcttgttgcc tttccccaac ctcctaaaat gtcagcattc cttgagggca 141900
gagactgttt cattcctgta tcatcagcac ctaagacagt tcctggaaca taccaagtac 141960
ttaataaaaa tttgtttatt gactagctat gacacatttt acttatataa tttcattttc 142020
tcagcaaaat gaacactttg aaatgtaatt aattactgat ttttgcagta ttttctaatt 142080
atttaaataa aatatttact attttggtca accagaattc ttacattgtt ttagcaccca 142140
gatagcttct aaaaatgctt acaattaaca caattttatc tagcaatatg tatttatcac 142200
tagacagaat gcactgaact cttcttcatt aataaaaagc aatccaggct gggtgcagtg 142260
gttcacgcct gtaatcctag catagtggaa ggccgaggag ggaggatcac ttgataccag 142320
gaattcgaga ccagcctggc caacatggca aaaccccatc tctataaaaa acacaaaaat 142380
tagctgggta taatagcaga catctatagt cccagctact caggaggctg agaggtggga 142440
ggactgcttg accccaggag attgaggttg cagtgagccg tgattgtgtc actgcactcc 142500
agcctgggct acagaatgat acctcatcta aaaaaaaaaa aaaattagcc aggcatggtg 142560
gcatgcacct gtagtcccag ctactcagga ggctaaggtg ggagggtcac ctgagcctgg 142620
aaggtagaga ctgcagtgag ccctgggtag cccgcgccac tgcactccag ccctgagtga 142680
cagagaccca gtttcaaaaa aacacaaaaa acagaaaaca aaacaaacaa acaaaaaaac 142740
ccaatgcatt gctgaaatgt taaatccatt ataaagaaaa gtacaggggt gggcatggtg 142800
gttcatgctt gtaatcccag cactttggga ggccaaggtg ggcagatcac ttaaggtcag 142860
gaattcaaga acagcctggc taacacagtg aaaaatgcaa aatacaaaat aagccgggag 142920
tggtggcgca tgcctgtaat cccagctact cgggaggctg aggggggaga atcgcttgaa 142980
cctgggaggt ggaggttgca gtcagccaag atcgaactcc agcctgggta acagagactc 143040
catctcaaaa aaaaaaagta aaaagtatat agttgattct gcagggactt aaaaaagtat 143100
aaatatcttt tttaacatca caaagctctg atatctgcag gtttatgact aactactagc 143160
tcactcccat gaatacacgt atgtaaacag gctctataca atctacaatc ccagactaag 143220
gggaaaaaac tgtcctgtca ctgtggtctc caacccttgg cccatttctt tcctcttgac 143280
cacaaaactt ctcaggagtt gcttgtttcc tcttgatcca cttatcttta gcccactcca 143340
atctggcatc ggttctcagt actctccact aaaactgctt ttatgaaggc catcaatgac 143400
gttcatgctg ccaaatccag cagacacctc ctgttttcta attttttttа ttgttatttt 143460
ttaagagact gggtcttgct ctgtcaccca ggctggaatg cagtgatgcc atcatagctc 143520
actgcagcct taacctcccc gagttcaaga gatccttcta cctcagctgg gactacaggc 143580
atgcacagct atgcctggct aattactcaa tctttaacat agctgataat tccctccttg 143640
aaacactctc aacttttaag aaaccctgtt attttcctcc tacattttta gccagttctt 143700
ctatcagctt ctccttatct gacctctaaa tgttaagaac attaacaaag actgaaccta 143760
gtttttttct ccccttactg tactgctcct gggcgatgtc aatcagtccc attgctttag 143820
atactatctg ttgaaacact gaaatcactg gtttttttтg ttttttttтt ttttttttтt 143880
ttttttgaga tggagtttcg ctctgttgcc caggctggag tgcagtggtg caatctcggc 143940
tcactgcaag ttccacctcc tgggctcaag caattttcct gcctcagtct cccgagtact 144000
gggattacag gtgtgtgcca ccatacccag ctaatttttc tattttagta gagatggggt 144060
ttcaccatgt gtccaggctg gtcttaaact cctgacctca ggtgatctgc ccaccttggc 144120
ctcccaaagg ttgggaaaag atatcccaat ctttttccta tgatttctta attgatctac 144180
ttgacatatc cacttggact tttaataggc atctcaaact taatgtgttc aaaataaacc 144240

FIG. 6K2

tcgtgacttt ccctcccaaa cctgtcccta cctccctcaa taactaatat tatcattctt 144300
atattcatat attgaataaa tgtttgttcc cccaagtatt tgttgctata aatttatgaa 144360
gaattctttt ctcactagtt attataatta aaatgtaata tttatttttct ttaaaaactt 144420
tactttgtag gattattatt ttttaaacag ggaccaacaa taaataactt ctctacttga 144480
ttaaaactag ggcttcctct tgtgctccct caggactatt tctttgtaaa aacaataggc 144540
taaatcagta ctggtgtcaa agaaatcata atctcacaac tttataaata cagcatgtgg 144600
caagggattt tcccatctta tatagtaata aaatttttcag ctgtgccatg gctaaaagtt 144660
taccatcaaa gttggaattt taaattagag gtagtcatct ttctttcttt ttaaagaaat 144720
ggagtctcac tatgttgccc aggctggagt gcagtggcta tttgcaggca tgaccacagc 144780
acgctacagc atcctggcct caagcaattc tcctgcctca gcttgccaag tagctgggac 144840
tacaggtccc tgccaccaca cccagcagaa atatttagct ttctgaattt ctcaagtgtg 144900
tgtatgaatg agactagtgg ggtccttaac caagattcac aggattttta gtgatttatt 144960
aaataacttg gatttgtatc taccagcatg ttctttgagg tacaggtatg tcttttatat 145020
ctcctaatat agttcattac aatgctaaat actaagatgt gatgctcaca cactacagaa 145080
tagccaagca aatgaactac ttattctcat agggctatta taattaacaa attcttgtat 145140
caccccatca ttatcaacaa caacatgata ggatttcctt ttatcttgaa gagtctggaa 145200
aaagggtaac agagagatat ttctgaggaa caaactggta atgagggagc tactgtgtcc 145260
attacaatac tccttctaga agctcaatac ataatgacta atctctggaa aaaagcaagt 145320
gtgagaatgg aaggctcttc ttcaaactat gcaaaatgaa tcaatcagca gtgaacaaat 145380
ttatgagcca aacaaattcc tacaaaaatt accatcatat gctgtcatgc atgtctgcca 145440
gtctatttat catattattt aagaaacaaa catttattga agatttatca tgtgctcagc 145500
actgccaaag aggaaataaa gagcataata tctattctta gaaaataaca ttaacacaaa 145560
tagaaaacaa gaaaccataa tgttaaaaat attacatagt aacacagaaa gacaatgtat 145620
aattatacat acgcactaaa gcaaagataa cataatttat aaattatgag gtacagaata 145680
gttagattct gaaaattaaa ataatcagga aaaacttcat gaagatgaga tctgggctgg 145740
atcccaaagg ataggcaggt ggatcatgta gaacagggga aaggagttcc tgatcgggga 145800
tacaatatat gtaaaaactc ggagacagga ctgagcgtga aatgttaatg ggacagtaaa 145860
gaaatcttcc tctgcagcgg gggaaaaaac agaataatgg gaaactgcat ggttaaaagg 145920
tttgatgtta agatagtgct tggacacaaa agatcttaaa gttgagtcaa aagagtacaa 145980
tgaaagcatt agaaatagaa gataaaacac aattaggccg ggtgcagcgg ctcatgcctg 146040
taatcccagc actttgggag gccaaggtgg gtagatcact tgaggtcaag agtttgagac 146100
cagcctggcc aacatggtga aaccccgtct ctactaaaaa tacagaaatt agccgtgaat 146160
gatggctcgt gcctgtagtc ccagctattt gggaggctga ggcaggagac tcgcttgaat 146220
ctgggaggcg gaggttgcag tgagccgaca tcgcgccact gcactccagc ctgggtgaca 146280
gagcaagcct ctgtttaaaa aaaaacggta aaaataaata acatttacta ttgttttctg 146340
atgatatata tggcctctaa ttgtaaagct gaatgcctag tttaccactt ttttttttt 146400
tttgagacgg agtcttgctc ttgttgccca ggctggaggg caatggcacg atcttggctc 146460
accacaacct ctgtctccca ggtttaagcg attctccagc ctcagcctcc cgagtagctg 146520
ggattacagg catgtgccat catgctcagc taattttgta tttttagtag agatggggtt 146580
tctccatgtt ggtcaggctg gtctcaaact cccaacctca ggtgatccac ccgcctcagc 146640
ctcccaaagg gctgggatta caggcgtgaa ccaccgcgcc cggcctatca ttcttatttt 146700
atgcattagg aaactaaggc tcaacaagat taaagctgtc tagggtcaca aagattgtaa 146760
gtggaggggc tagaattcaa aatgagacct gcttgactcc taagcctgta ccatttctac 146820
tatatttaga gtgaagtaga tgggttgaag aaatatttag gaggtgaaat ttcaaaagtg 146880
tacagtcaga agagaagaca tatatggaaa cctaaatttt cacacagtaa agtgtcaata 146940
ataaaggcat aatgccaaaa tgacagaggc tgtgcatggt ggctcatgcc tgtaatccca 147000
gcactctggg aggctgaggc aggaagatca cttgagccca ggagtttgac accaacctgg 147060
ccaacacagc gaaaccccat ctctactaaa aatacaaaaa attagctggt aatggtggta 147120
cacacctgta atcccagcta ctcaggaggc tgaggcatta gagtcacttg aacctgggag 147180
gcagaggttg ccatgagcca agattgtgcc actgcactct agcctgggca acagagtgag 147240
actctgtctc aaaaaaaaaa aaaggaagac tcgagggcta gaaccctgaa attgggaatg 147300
aacaggactg gctgaaaatg tttcttgcac ctgataaaaa tcttgaagaa gaatgcttta 147360
aatagataag aaaggagaga gagaggtggg cagtgagagg agaccaccct aagtaatcag 147420
agattactta cgttggttac tcaggctggt ctctgaatct gattataaat gaaatagaga 147480
ttacttaaaa caaagggctg taaggtagca ctgtccagca gcactttcta tgatggaaat 147540
cttctatatc tgcactgtcc aataaggtgt agctgctagc acatgtggcc actgagtact 147600
tagaatatag ctacgacaac cgagaggctg aattttaaat ttaatttaat gaattcaaac 147660
aaatttattt ttaatacagc actttaaatt ttatttttaa attttaatct attatttatt 147720
tagagactgg gttatgagac tggctaattt ttgtattttt ggtagagacg gcgtttcacc 147780
atgttgccca agttagtctc aaactcccgg gctcaagtga tccacctgcc ttggcctccc 147840
cgcaaagtgc tgagaataca ggtgtgagtc accacgcccg gcctaaactt aaatttaaat 147900
agccacgtgc gggtagtggc taccatactg cacatgcaac tgtaagatgt agaagtcaga 147960
tgtgagcaaa gaaatgacaa gccgttcaat gctgttagag aatgaaattc aaggttccaa 148020
tgatctgaac ttgtgtcccc tcaaattcgt atgttgaaat cttaatcctc aatgcaacag 148080
tattaagaat ttggggcttt aggaggtaat ttggttttga gggtggagcc ctcatgaata 148140

FIG. 6L2

ggatgagcac ctgaggtagc ctctttgacc cttccaccat gtgaggacac accacgaagg 148200
caccatgttg gaagcagaga gtgagcactc ccaagacact gaatctgcca catcttgatt 148260
ttgggcttct cagcctacag aactgtgagc aataaatatc tgctgtttat aaattatcca 148320
gtgtaaagta ttttgttata gcagcctgaa tagactaaga caaaggtgga ctaaggcagg 148380
ataacaggtt agaaaaggag gcagggcctt ttttttttt ttttttttt tgagacaaag 148440
cctcactctc acccaggctg gagtgcaatg gcatgatctt ggctcactgc aacctccacc 148500
tccagggttc aagcaattct cctgtctcag cctcccaagt agctgggatt acaggtgtgc 148560
accatcacac ccagctaatc ttttgtattt ttagtagaga cggggtttca ctatgttggc 148620
caggctagtc ttgaactctt gaccttaaat gatccacccg cctcggcctc ccaaagtgct 148680
gggattacag gtgtgaacca tcgcgcctgg ccgaggcaca gtgtttttac agagaagcct 148740
gtttaaggtt taatcatata aaatgtatga tatccagtaa gttttgatat aaaaaagaaa 148800
cacctggcga ttttatataa tatattgtgc taaggaattt taagcactct acattctgct 148860
ctctaagctc tgtaaagagc accagggatt ttttttttt ttttctttt gaacagggtc 148920
ttgctctgtc agccaggctg gagtgcagtg gcacaatctt ggctcactgc aacctctgcc 148980
tctcgggctc agcgattctc ccacctcagc ctcctgagtg gttgggacca caggcgcatg 149040
ccactacatc tggctaattt tttgtagaga tggggttttg ccatgttgcc caggctggtc 149100
tttaactcct gggctcaagc gatcctccca ccttggccta ccacgcatgc ctggccacaa 149160
cagggatttt taaatgtaag actacctagt caactcttat tctatattaa caatatagac 149220
aagaaataac ctctaagtaa tctctatttc atttataatc agattcagag gttctcttat 149280
gctttacaat attgtcctac tgtgggtagc gcaataacta aggtaatctg aaagaccagt 149340
tatattatat actatagtta aatgcatttc aactgcatgg gagaaagcaa ctgtgttctt 149400
tcctctcaat tttaacagaa ggaaaattgt caaaattagc ttatttagaa tgtcctatca 149460
gagaattatt ttgattaaaa tatattttta atcaataaaa tatttctctt tggtcaatac 149520
ttgtcaatat agaataatat ctagccacaa aattaaaaaa aaaacatttt cccctatatt 149580
acattcatgg atcttcttga atttctgtta tctaggtgct tttaaaagtc atatttctga 149640
taatatgaaa tcacagctcc ttttctttgg catatttagt tactgtatta agaaaatgta 149700
caacacataa tttagaatgg gtaattatta tattctcttt attcttatat tgaaaatgac 149760
atgaaaatta ccagtcttcc caggtaatat aatttaagtt aaagaacatc tacatactac 149820
aaccaatacc cattccccta tgttatgttt ggaaaaacat agaagtatct ttagtagtac 149880
tcttagaaat tatcccaggt tcagcatatt ggtattttat ttccaggttt aagttacagt 149940
attttgggca ccccaagttt aataaactat tccctgcaga aacctgacaa gtgaagttgt 150000
ggctgggaat atgttagtct tcagataaaa tgaattgttt aagaatttgc taaagatctc 150060
aaagcatctt tcttaaatct aaagaaagtc aggaacaaag ccacaaccag gaccatagca 150120
tcagaagatg gaaagttgct ttgtcttcaa acttaaaaaa cattttccat tttaaaataa 150180
ttttactatt tacctgtgat actgttgaaa attatgaaaa aacagataat ttaaaattta 150240
gtgctttttt ttaaaaaaaa aaaaaaagcg aatccctggg acacttcata tagtgcaaaa 150300
caacaattca agaattcaag cattgaaaga aataatctct tatccccccag tctctgaaag 150360
ggattgcctt tactactgtt cccatcttta tgtccatatg tacctaaggc ttatctccca 150420
cttacaagtg agaaactatt cagtatggct tagtcatttt taatgcaaga gaataggtaa 150480
aaatgccaag caccagccag agtttttttct ttgcagatag atgtgactct tacaggagca 150540
gcagggattt cccactttgg gcggaaagca gcatttaggt attccccctc cagtgcagtt 150600
acagaccacc cccccgtaga agctgctcct gtcctctgtg gcatgtcagc ctctgattat 150660
cttttaataa acaatatggc atattaagtc tcttttatgc ccttctttgt attcccaggt 150720
accacctcca tgtcaggata acaagaattt ggtaatgttt gttgaataaa tttagcagaa 150780
gttgaaagaa aaatcctgtt tctacagaaa gataccactg gcttttgggg agcccgagtt 150840
catgatgaaa ctaaagaaag ccacaaaagt tcacctcaat gccaagacat ttcttgattt 150900
ttgaaaaccc agttgtcgaa ccacccatct atagaaactt gaaagactaa aaactatctt 150960
actctaaaca ttttctagga agttgattct acaacacatt ttggttttcc aatttggctt 151020
ctaataatta tttcaaagtt tctgtggcct aaattttgtt ttacattgat cctttgaatg 151080
gactactgtt tccacatttt agaacattta aaaagatatc tacaacccga gtctaatcat 151140
aaaaaaaatc agacagatcc aaaatgtgga acattccact aaaaaaggag tggggagagg 151200
tctttattct tccaaaaata tcaatgccat aaaagacaaa gacggctatg gaaatgttac 151260
agattgaagg agactaaagt taaatgcaag aaaggaaaaa atggcatata ggacagtatt 151320
gaattgactg acaaaactgg attacaatag tagagtatca atgttaaact tgctgaagtt 151380
gctaactgta tttcttagga attattcacc taagaattta ggcacacaga tatgatgtat 151440
gtaagttacc cttaaatggc ttagaaaaaa atgtgtgtat attcatttac atacgtatct 151500
acacacacgt gtattagcgg aagagagcaa ggcacacatg tgcataagtg ataaagcaaa 151560
tgagatgaaa tctttatttt taaatttaat tttgtaagtt tcagcttttt aaaattttag 151620
attccgggga tacacgtgca gttattactt gggtatattg tgtgaagctg aggtttggac 151680
ctctaatgtt cctgttgcca caacagtgaa cacagtaccc agcacgcagt ttttcagccc 151740
ttgccccctc cctcccgctc tcccctccttg cttttggagt tcccagtgtc tactgttccc 151800
atctttatgt ccatgtgtac ccaagactta tctcccactt acaagtgaga gcatgcagta 151860
tttagttttc ttgttctgcg ttagttccgt taggataatt gcctccagtt acattcatgt 151920
cactgcaaag gatttgattt cattcttttt aatggctgtg tagtattcca tgttgtatag 151980
gtaacacatt ttctttatcc actcatcaat taatgggcac ttacattgat ttcatgtgtt 152040

FIG. 6M2

tgctattgtg aacggtgctg caatgaacat ctgagcgcag gtgtctttct ggcagaatga 152100
tttatttcc tgtgggtata tacccagtaa tgggattgct agctcagata agtatttcta 152160
tttttagttg ctctccacag gggtagaact aatttgcatt cccaccaacg gcgtgtaagt 152220
gttccctttt ctccacggcc tcgccaacat acgttctttt ctgattttta atagtagcca 152280
ttttgaactg gtaagagatg gtgtctcatt gtagtttggc tttgcatcca aatgagacaa 152340
aatcttaatg acaggtgaat ctaggtaaaa ggcatacaga cgttctttgt gttgtttttt 152400
taacttacat ttgaagttat tttcaaatga aaaataaaag caagcaaaaa aaggtcattc 152460
ttcatctagt aaactcttca aagattacca ccccccttcaa cagtttttcc tggttctagt 152520
gagtcttctc ccatttgttt agatctttgt tgaaatgtag tctcagataa aaaattgtat 152580
ttttatttct tttacatatt tcaaacaatc taaattcttt ttaaatgaaa ctcattaaaa 152640
atactgcatt tgtttctaaa taaaatggta gaggtaattt gcacctttcc aaacagaagc 152700
aataggagca acccagatgt tctagccacg atccaagtca accacattca atctaagaag 152760
taattgaagg ctgtaacgac ttctgtaagg cctacaaaaa tgagttcaga cacaagctct 152820
gctcagtaaa aatctagtgg cagatgatat atacaatgat ctgagaaaaa ggcagaatca 152880
acaaaggttg tatttttatc tattgctgcg tagcatattt ccttaacttt agtagcttga 152940
aacaataaac atttattatt tcataaagtt tctgtggtca gaaatccagg agcagcttaa 153000
ctgggtggat ctggctcagc tgtagacaag atgtcggctg ggacggccat cctttgaggg 153060
ctctgagggc tttgagggct gcacgatcca attgcaaggt ggctcactca catactaggc 153120
aagttactgc tgggtgctgg gaggagacct tagtttctta tcacatggac ctctccacag 153180
ggctgctgga atgtcctcat gaccttcccc atagtgagta ttccaagaca ggaaagtgga 153240
agccacaatg tctttcatga cctagcctca aaagtgacat actgtcattt acacaatatt 153300
ctactggctg tacaagttaa tcctatttag tctgggaggg gactgcataa gggcatgagt 153360
aacaagaggc aagaatcctt gggggccatc ttggaagctg gctacacaga agagaaaaca 153420
ccaggggagt gcgaagaagg tgcaattaaa ctcaattcct tggtatgcca atggtaagaa 153480
atattaggtg atctctgggg tgtaaccttt ttaatttagt tcttcactga ataatctggc 153540
cagtaattgt aatacaaaat acggcactct gacaatattc tctcccttta taatcaatta 153600
cacaccagaa tatatataaa gaaagactta caaagtcaca agtaattgtt tggtattatt 153660
tttataatca catactaggg ccctacaatt agcattcaca aacatcactc catgttggcc 153720
agataagtct gtctttatag tggtttacca tacgcgcctt agcatgaagt tacatgtggt 153780
ttccttagcc atcagatgct ccaaatgcaa aaaatgtctc accacagtca cagaatcatg 153840
gaatcctaaa gttacctggg gtttctgaaa atctcatggg aacaactcac gagaattaag 153900
gcttaagaaa gtgatttatc aaagaacaaa accagcaaga cttgagttta gaactcgcag 153960
cagagttgtg actagaacct gttgaaatag gcaatgtaga aacccagact aaggcacatt 154020
ctctacaact ttactatgca agtatgctta gatactcctt agcaaacagc aggccttgag 154080
taaattcttt cagaactgaa tacacaaagg atacagaacg gaatacacta acaatagtgc 154140
atgatgtgct catttctgta atagaaatga attaattctg atccatctat aatttattat 154200
tgctccatga ttaacggaag gcataggaaa gatgactgga atagtgtaac tagtacaaac 154260
aagtattaca cttgactgaa cctcattaca ctgcaattgc atattatata gtatgtaggt 154320
gaacaaatac tgggttagtc agtggaccta catttgaata ctggttctgc tcctagacag 154380
ctgtatgatt tgaatgactt ctttatactt tcatagtttc tctgttcttc tctgtaaaac 154440
aaaggcttag aagatattat gggttagatt atgcccctta caaaagatgc tgaagtccta 154500
aactacaata cctgtgaatg tgactttatt tggaaatagg gtctttgcaa gtgataaaga 154560
agaggtcatg gagtgaccta atccaatacg accagtgtcc ttataaaaaa aaggaaattt 154620
ggatacagat acacacaaac aaggagaata tcaaatgaac atgaaggcag agaccggggc 154680
ggtacatcta caagccaagg gacaccaaag attttcagca aatcaccaga agttaggaag 154740
agtcatggga caggttctca cagtcctcag aagaaaccca ccatgtcaat acatcatttt 154800
ggacttctag gcgtcagaac cgtaagaaaa taaatttctg ttgttcaagc tacccaattt 154860
gtggtacttt tgtacagcaa gcctagccaa ctaatacaaa ttaactctta acacttgtgt 154920
gaaatagggt tatgctatgg aaagcttcca attgttgggg aagatttctc atacttaacc 154980
tgttaccnnn nnnnnnnnnn nnnnnnnnnn nnnnnnnnnn nnnnnnnnnn nnnnnnnnnn 155040
nnnnnnnnnn nnnnnnnnnn nnnnnnnnnn nnnnnnnnnn nnnnnnncgc tctacaacac 155100
atcagtattg tcacctttct catgtcagtt gactttgcca tctccttcat ggaaaaagat 155160
tgggaagatt tctcatactc aactgtttac agtataccac aagcctgtca gttgaagata 155220
caaacagacc ctctataatc ctctatactt atatgcaagg aacagcacac tttttctgca 155280
aaaggtcaga tagtaaacat tttaggcttt gtgggccaaa caaggtttct gttacatttt 155340
ttttttataa ctccttaaaa atgtaaaaat caccctcatc ccaacggact acaggaacag 155400
acctcaggtc acatttgact catagcctga cccctggtgt gtagggttaa caagcctcct 155460
ttccctgggc tccttttttct ttcagcattc caagccaaag gaaactatct ttttcaaatc 155520
attttctctc ctaggtggga catcttacac cagcccaggc atgcttccga tagccttaga 155580
gtagctgtcc cttcctcaga attactgtct aattggctag aagttagcaa ctttttacat 155640
ttttccttca attcctttcc attaagaaga aggcatgcac cggcaaatta cttgtgacta 155700
tcaatgacat actctcagaa gcaccagtac ccctgtgttg tttctaaacc cattctaata 155760
gacacatacc ccaaggttat gctgtttgtc atctcacaaa atgacttaca tctagagatt 155820
taaataatta atgtactttt cataactacc aggtacagta gatctgataa tggcagagct 155880
aagcacatat acagaaagta gggcaagggc cagagactca ttttaaagca atgttacaag 155940

FIG. 6N2

atcgtcactg ttgcttttca tttttctaaa tgtggccact gctgttttct cactaaagga 156000
aatgttttat gtaaagtgaa taacagtacc tggcataaaa taagtgctca ataaatgtta 156060
aggccttctc tccctcttca actggcctcc tcatttttca caaagtgaaa tagaaaaaca 156120
acatggaaga taatcctgtt gcttaggaaa aataactaaa gcttgctaga caaaatacac 156180
ctgaaaatat aggaagtgag ctatagctgg cctatatgca tgtatgttgg aacaggacaa 156240
gatagtgtag ggtggggtga agaggacaga gaaatggaag gaaaggggct acagccttgg 156300
tggcaaaata aaggataaga cgactctttt aaaatggtct atttcaaatg ctgggttgtg 156360
aaacttaatt tgattacttc atgagaaaca gcatctataa tccatccctg atttttctac 156420
aacaaaaatt tattatttat tttatgtttg tgtgtagatc ttttatatat atacatgtac 156480
acacgtatat gtatatatta tatatgcata tgcatatata tgtgtatata catatataat 156540
atattgtgtg tgtatgtgtg tgtatatata atttttttaa aggaatgggg tctcactatg 156600
ttgcccaggc tggacttgaa ctcctgggct caagcaatcc tccacctcag cctcccaagt 156660
agcaaccaac agttttagtt ttgaaaaaat aacaaatatt aaacacccat gtgtaagggt 156720
tggtactggg ccctgtgtta gtttgcatgg gctgtcgtaa cgtaacacta caggccgggc 156780
acaacggctc acgcctgtaa tcccagtact ttatgaggcc aaggtgggcg gatcacctga 156840
ggtcaggagt ttgagaccag tctgaccaac atggagaaac cccgtctcta ctaaaaatac 156900
aaaattagcc atgtgtggtg gctcatgcct gtaatcccag ctacttggga gactgaggca 156960
ggagaatcgc ttgaacctgg gaggcggagg ttgtgatgag ctgagatcag gccattgtac 157020
tccagcctgg gcaacaagag caaaactctg tctcaaaaac aaaaaaacaa aaacaaaaaa 157080
accctgataa cactacagac tgggtagctg gaccaacaga aatttatttt ctcacagttc 157140
tggaggctgg aaatctaaga taaagttgtt ggctggtttg gtttctgagg cctctctcct 157200
taacttgcag atggctgctt tcttgaaatg tcctcacata gctgtccctc tgtctgtttc 157260
tggtgtctcc ccacgtatcc aaatttcctc ttcttataaa gatactagtc atattggatt 157320
agggtccacc ataaagacct catttaaact taatcacctt tttacggccc tgtgtccaaa 157380
tacagtcaca ttccgagttc caggggatta gggcttcaac ctatgaattg ggggtggggc 157440
acaattcagc ccgtaacagg cctagacctt aatttgtcaa cactacagtt agatttatag 157500
tatagtaact gcatctgtgc tcatctaaat gtcataccca aatgaaataa tatagcatga 157560
tgatctgaat ttattaaagg caatttttcc tatagaaacc caaatctata aattatatac 157620
aaactgtggt aagttactcg ataccttgcc aggactcatc tatggtggta gatagaccac 157680
aaagagtacc actgaaagat ccctttccta atcacagttt cctcactggc ttgccacaaa 157740
acctaaaatt cttctattct ttcattggca atttatttcc cctgaaaatg taaataatct 157800
ctggcagagc aatctattaa gtgatcatca gccactaaca ccttagggta gaacagctca 157860
gatcacagtc ttaaaataaa ttccatcagt atgaaatttt ctttattact gctccgctac 157920
tggaatgtta gatcactgtc tgctttaata ataattctgg tgtaggtcat tcaaattttg 157980
tttaagataa taagacaaat agcaggtata aaaacattcc gtcatctaat aaagcaaccc 158040
gagaacagta agaagaacgt gatgaaatta acatttttga gtacctgcta ggaatcaagt 158100
attctgctag atattttaga aatcatctca attcaatcct aaaaattatt ctgtataata 158160
gtataggttg agtattccta atccaaaaat ctgaagcttt ttttttcctg agacggagtt 158220
ttgctcttgt tgaccaggct ggagtgcaat ggcgcaatcc tgactcactg caacctccgc 158280
ctcctgggtt caagtgatta gggatactca actggctaaa tataatgcaa atatttcaaa 158340
atctgaaaaa acccaaatct gaaacacttc tggtcccaaa catttcaggc aagggacact 158400
caagttgtat taatcccatt ttacagaaga agaaacaggc tcagataaat gaacatctca 158460
gagcttgttg atagcaaagg agagattgaa actgtcaggc ctctgatccc aagccaagcc 158520
atcacttccc ctgtgacttg catgtataca tccagatggc ctgaagtaac tgaagatcca 158580
caaaagaagt aaaaataacc ttaactaatg acattctacc actgtgattt gtttctgccc 158640
caccctcact gatcaatgta ctttgtaatc tccgccaccc ttaagaaggt tctttataat 158700
ttcccccacc cttaagaagg ttctttgtaa ttctccccac ccttgagaat gtaatttgtg 158760
agatccaccg ctgcccgcaa aacattgctc ttaacttcac cacctatccc aaaacctata 158820
agaagtaatg ataatccacc acccttttgct gactctcttt tctgactcag cccgcctgca 158880
cccaggtgaa ataaatagcc atgttgctca cacaaagcct gtttggtgtc tcttcacatg 158940
gacacgcatg aaagaaaccc tacctggttc tgtgtcttac ctgttggggg cctgtggtca 159000
aactactagt acggagtttt agtgtcctca ctttaaaaat gagggttgtg gccgggcgcg 159060
gtggctcacg cctgtaatcc cagcactttg ggaggccgag gcgggcggat cacgaggtca 159120
agagatcgag accatcccgg ctaaaacggt gaaaccccgt ctctactaaa aatacaaaaa 159180
aattagccgg gcgtagtggc gggcgcctgt agtcccagct acttgggagg ctgaggcagg 159240
agaatggcgt gaacccggga ggcggagctt gcagtgagcc gagatcccgc cactgcactc 159300
cagcctgggc gacagagcga gactccgtct caaaaaaaaa aaaaaaaaaa aaaaaaaaaa 159360
aaaaaaaaaa aaaatgaggg ttgtaaggta actacctact ttttatagca ttgtagtgaa 159420
gttgaaatga attaatccac atatattata gtgtggtaga atgcagcaga actgatgatg 159480
tatgacttct aagactagtc cttaagagac ctgcagtttt tgcttttgcc ctcttggaac 159540
actcctgttg ccatgttaag aaaaactctg gggagactat gaaggaagag agcatactcg 159600
gggcaggggg gtgaacagga cgtgcacatg tacgagcgta caagccaggt gacaccagta 159660
ccacagcctc agacatgtca ccggggatac cagcaccaca gcctcagaca tgtcaccggg 159720
gacaccagca ccacagcctc agacatgtca ccggggacac cagcaccacg gcctcagaca 159780
tgtcacccag ggacaccagc accagcacca cagcctcaga catgtcatcg gggacaccag 159840

FIG. 602

ccccatggtc tcagacatgt ccctgaggcc cacttagacc cttcaacccc agcccagctg 159900
ctaactgact acagccacat gaacagaacc aggtgagacc agaggaaact tccagtcacc 159960
taccagatca tgacaaataa taaacgatgt tttttaaacc acaaagattt ggagcagcat 160020
ttgttacaca aaattagaca actattacag ttcgactaaa aacatgttca tttacaatac 160080
taaattagaa gtgtaagaat gggagaaaaa cttcatactt taaaagtcat ttttttcctcc 160140
aaaaacttcc aactttgaaa aactgatttt tataatgcat aaaaattaaa ataaccttag 160200
aatttatatg agtagcatag ccagctggct ttattatctg ttgtactcaa cacttcaata 160260
atcactgatg ttttagaact cttcagattt agaactcttg cccttgcttt agtctggttt 160320
aagctaaata attgttcttc ctcaagaaca aatgacctta cctcgttttg ttttccttgt 160380
ctgagagaaa cacattagca gtctcccatc ttgtttttcc ttttcctgtc acccaggaca 160440
gagggcagtg gtgtgatcac agctctgcag cacgacttcc ccaggttcag gtgatcctcc 160500
cacctcagcc tcccaaggag ctgggaccac aggcacatgc caccacgtcc agcttaattt 160560
tgtatttttt tggtagagat caggttttgc cttattgccc caagctgatc ttgaattcct 160620
gggctgaagc aatctgcctg ccctggcctc tccaagtgtt aggattacag gtataagcca 160680
ccgtgcagcc ttatattttg ttttaaattt tcctctgtat ttttctctct ggcaaattgt 160740
ttagggagtt tctttagttt atcagactaa atttcaaggc tttccttcca attttgacat 160800
gtaaacagtc cctcatttct gcttatctag tgattattcc caaatctgtg tttacagtct 160860
agctgtctct cctgagatta agacttgttt ctctaactac ctgacggcag aatctcctct 160920
tggaagtatc aaggaggcag ttcaaaactg aactgggcat tggctccact ccttctcctt 160980
ctctttacta ttaataccct ttctctcctt ctatatgacc acactaagtc ttatttaggc 161040
atcgtttctt ctgggagacc tttgtagaat ctctgaggtt atgttaacat gctaaggttt 161100
tcttgacatt ctcagattgg gttaggtgaa cttttagcaa cttatctttt tactaaaaag 161160
tcatccctca gtatctgtgg ggaattggtt ctaggactcc ctaaggatat caaaatctgc 161220
atgagcagcc caggtgagac cagcagaagc actttacagt cacctacagg atcatgacaa 161280
ataataaatc atgtttaagc cacaaagtcc tttacataaa atggtatagt atttgcatat 161340
aacctacaca tcttcctgta tcctttaaat catctctagt ttataatacc tcatacgatg 161400
aaaatactac gtaaatagtt gttatactgt attgtttagg gaataatgac aaggaaaaaa 161460
gtccacgcgt gttcagaata gatgcttttt tttctcgtct aatattatgg atccacagtt 161520
ggttgaatcc acagatgtgg aatccatgga taccaaggaa cgactgtatg cattttgaca 161580
attatacttc tcatcttacc atgcattcaa caaacagaac atgtaaagcg gtgataatgc 161640
tgtgatgaaa aataaagcag gggaagaggc tgcatccatc tagtggaaac gatgcccttt 161700
tcaatctgca caaagagaaa aagctgctct ccaagttggg gggtgggtgg gtcaggtatg 161760
taaattggtc aggaagggat ctgtaggcac ttacagattt gacgctaatg agatgggaag 161820
ccacaggaag gttgtgaaga aaagacaaga catgatctga ttcatgtttt gatctgatac 161880
actggttgct agatggagaa taagctgcat ggcggtgaga ggaagcagaa acaataggag 161940
ggtaatgcta taatccagtg gtccataatc caatatcccc ccaaggaaca gttcggcaat 162000
gtctggtgac atttctggct gtcacaactg ttggggcgga gtgctacttg catctagcag 162060
gtagaagcta gggatgctac taaacatcct acaatgcaca agacagccct tccccccaaca 162120
ttgctggccc aaaacgttga tagtaccaag gctgagaaac tctgttataa tctgtcctag 162180
aatgtagctt ggattgagat ggcagtggta agagctggag aagtgcttag cttcccaatg 162240
ttttttttgtt tgtttgtttt tgagacggag tctcgctctg tcgcccgggc tggagtgcag 162300
tggcgtgatc tcggctcact gcaagctctg cctcctgggt tcacgccatt ctcccacctc 162360
agcctcccga gtagctggga ctacgggcgc gtgccaccac acccagctaa ttttttttgta 162420
tttttagtac agacagggtt tcaccatgtt agccaggatg gtctccatct cctgatcccg 162480
tgatccaccc acctcggcct cccaaagtgc tgggattgca ggcgtgagcc accgcgcccg 162540
gcctgaatgt ttttaaagta ctggtgacca tattcgctga gggattaaat gtaaggtatg 162600
aggggaaaat aggaatcaga caccagggtt tactgcctga gcaatgagaa gaacgacgtt 162660
cctcatacgg agatgaggaa gaatgtggaa tagcaggtaa atagcatgtg cttgctttgt 162720
ttggggctgt gcagaagaga ctgatgggac caacgtgctc agttctggat atattaaact 162780
tggaatgcct atttggcacc aagtgaatgt atcaggtagg cagatggata aatgagtctg 162840
aagttcaggg gagaggctgg ggtggcaata tgaacttggg agtctccaca tctgaatagt 162900
atttaaagct atacaacagg ataaggtgat ttaggaacta aacacaaatt gagacgagat 162960
ccgagcccag aggcactccg atgtttaaaa aagaggagga accatcaaaa gatactaagg 163020
agaagccaag aagtaggaga actgagagtc tgagagaatc attatactca tttgatcgac 163080
tgcaacaaat gctgcttaga ggtcaagcaa aatgaggact aagcaaggac caccaggtct 163140
ggcaacatgg aggccaatgc cgacgtggaa atgagagttt tggtgggaag acaggaataa 163200
aagtctcaca ggtctgaatt caagagagag aacagcagaa gaagggtaga ggtggtagcc 163260
ataaacaatg atacattctc ttgaggcctt ttcttgcaaa gctcagtgaa gaaacatggt 163320
tccagagagg gatttttttt tctctcattt tacatatgca aacatataaa aaagctgaaa 163380
gaattgtttg acaaccaccc ttattcttac cacagattca acatttaatg ccatatgttt 163440
tccctgtatg tactgtgtat tgtttgagga taacttcccc tctaaatata cctcggatgt 163500
atctcctaaa ataagtccat tctcctacat agccatagta accatgaaca cacctaggaa 163560
aattaaaaat atattctcaa atatattata tagctgggta tattacaatt tccccaatat 163620
gtgatttgca aaccaggatc aagtcaaagt ccatgcacag catttggttg tcatgtgtct 163680
ttggtctcta ttaataatga tgactgtttg aaaagacctg tcctatagaa taaatttgac 163740

FIG. 6P2

tgattatgtc atgccattga acttgttttt ctattctaga aggatagttt tttagggtag 163800
tgaatacatt tattactctt ggcacaatag tctaacattt cccaatttcc ttatatctct 163860
gccctttcat tttcagaaaa tcaattattc caagatttgt ttttcattta tcatcactta 163920
ttagctctga agactcaact gagcaacttt cagggtttat ataccctata ttcagaaaaa 163980
aactactacc atctctcatt taccctaaga attcatagga gagcatgtct taaagctgat 164040
caataaccaa accaaacatt ttattgatca tattacattt ggaaagcaaa atgaatttcc 164100
taaaatttct tccctgatta gcaaaatagt gcctccgaac acttgagggt gaaagttgtt 164160
gtcaaatatg cctacatgac tggaaattat gacatccaaa tgagttcact gggtctgata 164220
ataatatgct ctacatgctt atgtctatgt aataaacagc ttacatctgg atgagaaaat 164280
tgattataca aatatttggg cttctacaac tggtcactca tctgtaagta cttaaagcaa 164340
cttaaaatgc aaactgacct aacaatgctt atggttagaa ttccaaagaa tgtttaggca 164400
ttgtcaggtt atgttaaaac atcttctgcc acaatcttca agtgatttat cttttctgtt 164460
gtgttgaata gctatagaag acaaatgaat tctgcactcc tgaattcaat gaacatttca 164520
agtttcctca cttacactgt aagattacgt agcatatttt aagaaataaa ttataatcat 164580
tttatttcac ttattgaact tcttttaagc tttggcatta gaattttaat caaagcactg 164640
ccacttgctt acagtgatgg tttttaggct ctttgggcct atggactatt tcaatgacct 164700
tcactagcca tctagtccac cttatcctaa ttattaccac tgcaaaagaa accctcactt 164760
gaataaatca gtagatgggc atgaggcacc tcccaggaga ctataattat taactcatac 164820
taaaatcaaa attgtagcta ttatcactca tatggtttgg ctctgtgtct ccacccaaat 164880
ctcatcttga attgtaatcc ccacgtgtca aaggagaagc ctggtgcgaa aggactggat 164940
catgggggcg gccttccccc ttgctgttct tgtgaaagag ttctccgatg gtttaaacgc 165000
atgggacttc ctcctacttg ctcgctctct tctgccacca tgtaagatgt gccttgcttc 165060
ccctttgcct tctgccatga ttttaagttt cctgaggcct ccccagccat gcagaaatgt 165120
gagtcaatta aacctctttt ctttgtaaat tacccagtct caggtagttc tttacagcag 165180
tgtgaaaata gactaataca atcaccttat ggtaagtctg tctataaatc acctgaactt 165240
tcacagacta tctagaagaa catgtaacca gagtagttct tgatcatgct atataaatta 165300
ctgatacaga aatagagcta gacaggaagg ggctggtagt agagaatcat cctctggaca 165360
tattctcaca gcctaatctc tagctagcaa attttataat atatataaaa atacaattat 165420
ttcacaaaat taccatgaaa cgattttatt gggatattag acattactga attacttgtt 165480
ctgtgaggta tacagtgaaa ttaacatgtt ataaaattgt ggtagccggc ccccaagatg 165540
gcctccaatg aatccttcac ctcttggtat tcataccttt gtgtaggtag gtctgtgtaa 165600
cccatagaat acagcacagt gacagtaggt cacttccgag gttaggttgt gaaagacact 165660
gtggtttctg cctctctctc agatcacgtg ctctgggggа aaagccaggt gtcattttgt 165720
gaagacactc aagcagcctt tagatgactg caaccacata agaggctccg aactggagcc 165780
actcagctaa accactccca gattcctgac catgtatcat ttcatacaca atgtatgaaa 165840
tgacaaatgt ctgttgtttt aagctgtttg gggaataatt tgttacataa caaaatataa 165900
ctaatacaat aatacatact gatttaactg aagttgtaac ttcataactt atttaggtac 165960
taaaaatcac agcaacccga tgcaaagtac taaaaaaaaa atccattaat acctattgag 166020
tactgttgag ggcatgagga aagctctttc atactccaca taaaacttcc ttaccgtaat 166080
attcatggct gacctctact cttaactcct ttctaggata ggaggggcta actgatctga 166140
cagcaagttt gggagaaaaa attctgaggc tcggccaact tcctctcttc tttccatttg 166200
ggatttggct gactgaagag ggtcatttgt tttggcctgc tctcttacac agtaaatgta 166260
gtgggacaag ctctattctt gttgatagaa aaactcgaat tttaaatctg cctagttctt 166320
tgcagctcgt tgttgctcca aatctcagct acctttttgaa acaacttttt tcagtaaact 166380
taatttcaat cttcatgtga tttaactgga tccaaacaca ggcagataaa aaaggtgggg 166440
cattacttat caacctctaa actaagttta attttgtgcc ctcatggagt ttatagtata 166500
tttgaggttt aaactaaaac acctggtttt aaacagaaac tataaaaaac acgattaata 166560
ggtgaggccg ggcgcggcgg ctcacgcctg taatcccagc acttggggag gccaaggcgg 166620
gtggatcacg aggtcaggag atcaagacca tcctggctaa cacggtgtga aaccccgtct 166680
ctactaaaaa tacaaaaaat tagcccggcg tagtggtggg agcctgtagt cccagctact 166740
caggacgctg aggcaggaga atggcgtgaa cccggaaggc ggagcttgca gtgagccatt 166800
gcgccactgc actccagcct gggtgacaga gccagactcc gtctcaaaaa aacaaacaaa 166860
caaaaaacaa ataggtgaaa ggccgtgatc attggtaagc gtaagaaaat ctgagggaga 166920
aaaaaatata gatgcccagg ccccatgcca aactcatgga atcatgcatg aaacccaagc 166980
agctgcagtt ttaacaagtt cccaatatat agttgacccc tgaacaatgc aggtttgaac 167040
tgcctgggtc cacttataaa atggatttga ttttttttcaa taaaagttac accgagtgtg 167100
cctgcctctc ctccctccct ccctacatgc tcctgctctt aagcctctgc catgaggctt 167160
aagacagcaa gaacaacccg tcctgtttat ttcaatagtt ttgggggggtg caggtggttt 167220
ttggttacat ggataagttc tttagtggtg atttctgaga ttttagtgca actgtcacct 167280
gagcagtgta cactgtatcc aacatgtagt cttttaaccc ccatccaacc ttcttcccca 167340
acccgaatcc ccaaagtcca ctgtatgatt cttatgcctc tgtgttttta tagcttagct 167400
cccactttta agtgagaaca taccatttttt ggtttcccat tcctgagcta cttcacttag 167460
aatactggcc tccagctcca tccaaattgc tgcaaaagat attatttcgt tcctttgtat 167520
ggatgaatag tattccacga tgtacataaa cattttcttt atccactcag ctcctcttca 167580
gtctactcaa tgtgaaggtg acaaggacga agatctttat gatgatccat ttccacttaa 167640

FIG. 6Q2

tgattagtaa atatacttac ttttccttat gattttctta gtaacttttt ttctctaact 167700
tactttattg taagaataca gtatataaca catatgacat acaaaatacg ttagtcaaca 167760
atatatgcta tcagtaaact tccagtcatc agtgggctat tagcagctac gtttttggg 167820
cagtcaaaag catggggaag gagagggtgg tccctaaccc ctgtgttgct caagggtcaa 167880
ttgtaataat acccatttaa gaatccatgg tatatatggt aagtgcaaca actctagaag 167940
agagtgctag gagttggaaa aggaaagaga aaacagaatt taaagcaatc tgtaaaggac 168000
atgcagggtt tagatgaggt ggaagggtga gggaaaacca acatctgctg tgagggcata 168060
ttaactgcca gacattgttc tatgtcttac ctcatttaag agaatttcat ttcacacatg 168120
gaaaaactga agcccagaga ggttaaataa tttgcctgag gccaaaatta gttaaataac 168180
agaagtggga ttagtagatg ttttcatttt atcagtgaaa ctgagcctca gggaggttaa 168240
atattttgta tgaagtaaca aaactgagat taatatatgg ccaagtttaa atgagatctg 168300
taaatctaat gcctacacta aaacaaaaaa aaaaaagtgg gaagaaaagg tctatattgc 168360
ttagcaaaac agaggtaggg aagcaaaaat aaacttacaa aatcagatta gaccaccaaa 168420
aaacagtccc cattttaact tatgtggtga gaaccatata ttaaagacca ccagtggctt 168480
aaaaatcttt ttaaaaaatg aatctgtttt cattattcat tagtttttat ctaatgaata 168540
atgtatctta actgatacat ttactaaaca attaccagct ccaattagca ctcagttaca 168600
attcaatcat taaactgacc ctcaatttag ctgtcaacct agtcaaaaca gttaagtgat 168660
tttacggtca tcctcagttg cagaagtata atgtttatgg ctggagtcat tttatttta 168720
actaacattt tttaaaaaga ttgctttgta acaatgtgtt atgagtcctt tgtggtaaat 168780
actgcttttt ttttgagacg cagtctcgct ttattgccca ggctggagtg cagtggtgcg 168840
atcttggatc tgaggctcct gcctcagcct cctgagtagc tgggactaca ggcatgcgcc 168900
aacgtgccca gctaattttt tgtttttttа gtagagatgg ggtttcacca tgctggccag 168960
gctggtctcg aactcctgac ctcgtgatct gcccacctcg gccttccaaa gtgctgggat 169020
tacagctatt ttaaggactt tttaaaaagt gaagctaaac atttattcat ccctattcct 169080
catctatagg gacttgtgct ctatttttct ttgaagactg aagtaaaaat tcacctttgt 169140
gagggtcttc ctataattaa aattaatcat ttttttcctcc atagcttcta caaaacattg 169200
cctgtacaac tctatttagc acttatttca tcccgccttg tatgaaaact atttgtttac 169260
aaacgtttct acttctcttt aggaataagg actatgcatt attcactgtt gtattctccc 169320
tgcatttatg gcagtccttt gcacattaaa tacaagcttt ttggctctgt gcatctcttc 169380
atctggctgt tcatctgtac cctttaaaac atcctttatt aaaaaaacag taaatgtaaa 169440
aaaaaaaaaa agccattgat gaaaaagtta atagctttct caataagaaa agagtatcaa 169500
ttatgcatac gtctgaacta acaaacatga atgaaatagg ctatttaata cattctgttt 169560
taaaagtagg tttggtcagc catgtaaatt gaaaattggg agccaccaag ataactcatc 169620
aacaaatatg cactatgtac taggcactat atagatgatg gtgaaccaaa cagatgtaat 169680
ccttgctctt acagatctca caacctacta tggggccaaa aatatatgtg tatgtgtgtg 169740
tgttatacat atatacacac acatacatgt atatatacat atacacatac acatatatac 169800
atacgcacac atacacatat atacacacac atacatatgc tatgaggaaa acaaacaggt 169860
ggtgagaaag aattagagta ggggtagagg acagagggct cctcaaatag ggtggacagc 169920
ttgacacaag acactcgagc taagactcca aggatgagaa gacagttatg taaagaaaag 169980
gggactagca ttgtcagcag gtagctaagg ccttaaagca gacagtcatg tgctgcaatg 170040
ccagcttcaa gcgaatacag ttactaaagc atatctaacc ttctatgtga atgtagttac 170100
taaagcatat cctccaactt tccatttttc ttttgctatt gtttctacca cttctccttt 170160
tctgttgaca attatttttaa atttcctggc taaattaaat gatggcatga actctgggga 170220
aagtaagact acctatgtcc aaataatcct aaattccttc tagtccttat gactgatcaa 170280
ttcaccctga agtgacaact atgtcccaat taggaaagag tgtttcttta tctgcactta 170340
atttttttgat ttggaggctt cctgattgct aatcaacatg ttgtgtgatt acttcaacaa 170400
gtacttatag aacgttattt tgtcactgga aaaacgttct gctgctttct gaactttagg 170460
ttgctctaga gtctaggaag agtgactgta cctaaagcag ttcctaatta ctggacattc 170520
tcagatctgc tagagctaca tgtccaatta cgagaatata ctggaaaaag ccctggatta 170580
gaaatgagag gatgtaggtt ttagtaccag gtcagccacc ttgttaatgc aaatttgagt 170640
aaattgttac ttcttttagg ccttgttttt gctgttttgt ttttctgaca gtatggtctc 170700
tgtggtccag gctggagtgc agaggcacaa tatcaggtcc ctgcagtctc tacctcccag 170760
gatcaagcca ttttcatgcc tcatcctcct gagtagctgg gattacaggc atgtgccacc 170820
acaccctcga actcctgacc tcaagtgatc tgcttgcctc agcctcccaa agtgctggga 170880
ttagaggtgt gagccactgt gcctagcctt acacattgtt ttcttactgg taaagtggga 170940
atatctagaa gttgcatgct acataaattc aaccatatat tattggcaaa aaattttaaa 171000
gaaaaacatc agcttaagag tactaattga gtacatgcct tggaatgagc atgagctgga 171060
aagaacaaac ctgttgttac atcactcatt gctgttttca tatgctgctc attgtaaatc 171120
ttgctcagtg gcatgatttt agtgtttaaa gatttatttg tttgtttgtt taggacaaag 171180
tctctacaca taatctactt gcttcatata tacatactta tgcatattat gtatgtacat 171240
acatgctctc agggctcaca tgaaaaaaca gccattcagg tgatgtgatt tatctcatat 171300
gcttacttta gagtcaacag ggtgttgact ccactataca atactggcat ggagaacaca 171360
taagtcaaag tagacaggac ccagccgtac cattggctag ggcacaaata tattcacata 171420
tgtggagaat gatgtacgta gaaaggtctt cattgcacaa tgctctttaa taaagatctg 171480
gaaaaaaaaa acacctaaat gttcaaaagg atagggtaga tgaaataatg gtacattata 171540

FIG. 6R2

aaatggaaga ttatgcagcc ataaaaataa ggaaatacct taaataataa cagaacaact 171600
tttaaggtaa gtgaacaaat aaggtacata atcactatgc atagtatgta ccatttacat 171660
agaaaaaggg aagaaaaata aaatatatat agtaatttat ttgttcttac atgtgtaaaa 171720
tttttctgaa aaatatacca gaaactggta gcactggttg cttcctaggc agaaaatgac 171780
tgagtatcct tttgtacctt ttgaattttg aaccacgtga atgaatgtgt tacctatgaa 171840
caaaatgaca agtttagatc agcaagacag cagtttgaga tgaaatggga ttacaccctt 171900
agtaggaaaa actttttaaa gcaggtggta cttctaagag caaatacctg cacatggaat 171960
gttgaaacta taaggaactc tccttaagag atccatctat tccaaacttc tcattttata 172020
gatctgtaaa ctgagacctt aaaaattcag tgacttgcat aaggtcacac agcagaagag 172080
atgggattag atgctagata ttccaatatc aagtttagac tattaaaaat tcagtgactt 172140
gtgtaaggtc acacagcaga agagatggga ttagatgtca gatattccag tatcaacttt 172200
agactattat cacaccatct tctcattttc tgggggcaaa acagaaccaa gtaagtttgg 172260
gctacattac gagttgtcat gtttttgttt ttgttttttt gagatggagt cttgctctgt 172320
cgctcaggct ggagtgcagt ggtgtaatct cagctcattg caatctctga cccccggggt 172380
tcaagcaatt ctccctgcct tagcctcccg agtagctggg tttacaggcg cctcccaccg 172440
cgcccggtta atttttgtat tttttttttt ttttttttagt agagacgggg tttcaccatc 172500
ttggccaggc tggtcttgaa ctcctgacct cgtgatccac ccacctcagc ctcccaaagt 172560
gctgggatta caggtgtgag ccaccacgcc cggccgagtt gtcatgtttt atctaaattt 172620
tagagtctaa tgtataaatt aaccttaagc cctgaaacta ctaatttctt gtttggatca 172680
ctatacggct acacttaaaa atatgctgtg catacctcta tcattgcatg tatacaatat 172740
gatagatgca tgatatgaca gacacacaat atgatacacg tatttttttc tatcctaaca 172800
catctgaatt tactgaaata actaaaatgt cttaagttac ttttttaaat atacacatgc 172860
atagcacaag cgtgttgcca aaaatatgaa tacaggttta caattcctta actaaaaccc 172920
aagggttgga tgtgttttag aaataagaat ttcatacaat ttttaagtgt tacagggtat 172980
ataaaccatt atataacaca taccaggggc caagggcagc accccataat caaacatatt 173040
aatatagttt cagcaaaaca catgggataa agactatata cagcttctca atagttcagg 173100
tcatattttg ctaccaaatg aattttgttg ccaagcttaa gaagtttttg gttttcaccg 173160
ctttctgaat gttagattga gatgtgggat tacagactgt actcatagag tgcttctaga 173220
aagcagtcag tcacttcaac tctcattttt tttttatgag actaaaaaag aaatcatagc 173280
aagtagcttt tatatcccag gtttgggcca aagacttgta ttgtggttaa ggaatctaac 173340
ttagtagaag gtgcacgagc tgacatcgtg agtggctaaa atgagagaaa aaaagagaaa 173400
atcctaatca tacagaagca ctgaactact gcagctgttc gttagttatt aatttaataa 173460
aagcttcctc cctttaaatc atgtgagttt ataactggaa ataggtcaat aaaatttctg 173520
tcccacactg ctgacaagcg atggacgcaa ttagctttaa tcccactgga aggtactgca 173580
ctctctctgg gaccaggata tgtagaaaaa agcatttcaa atatatagga ataaccagaa 173640
atgtatacag tattctcaac ttgggaccgt tactctataa tataaacgaa aggggttttc 173700
tagtcaatct ctgctgatct cctgtaccaa agttcttccc tttataagtc ttgtactacc 173760
ttttacaaga ggaaaaagct ctagagcgaa aacacagaac acactaaaat ccccttcctt 173820
ctctttacaa ctcaagcccc gcctccattt tgtttctgtt actaattttt cttctgaaaa 173880
aataccaaat ttacactgaa agactaaaat tcaactttgc agacaacgtt ttaaaaaata 173940
caattcagtt tggtgatgtt gttttgcagt cttacaattt tagctacatt ttaactgaac 174000
caattgtttt gttcaattta tgagttaata ctcagcaagt ttgtttttta caaatagtgt 174060
attccattct aaaaatggaa gtagcagtgg tgaacaagaa aacaaccctc tgagttttgt 174120
ctatttcagg aggaagtact actttctcca attttaatca caattcataa aaaagaaaaa 174180
cctaactagc tagatcttaa atatacaaat acattaacaa tctagtaaag caacagaaaa 174240
aggtaaacaa actaaccagc ctatttttgt ctggagaaac cccaacaaac tgctggattc 174300
cttggccatt tgcattcaga agtaccaaaa actaaaatcc tttttactaa ataatttctt 174360
ctacacgaga cttgtttcct ccacaccacc ctatccaaat tgtcagcatt attccagaat 174420
ataatcattt agtttgagac cactaaaaaa ccccgcagtc caaaatacca attgtggttt 174480
ttctgtaaag aaatggtcag aaactacaaa ttgttatcct aggacacaga accaatcgac 174540
caaaaggact tctggaatat gctgccccca agatttagaa tgcacaggca gaaatagcat 174600
acgcggtcac gatgtccctt aagccacatg accttcctac gaaagcaaag gcttaaactt 174660
atcaaatgag aactcccccc ttctctgaag ttaaaacaag gcagggcagc tggaattaga 174720
gcagcaggga cagatcggct gttgactagt cagaacgggt cgtggaatgc aaagtccctg 174780
cgctttcgct gctcccctta ccgtgagaag atctgggagg gaggaaagga ggagaaacac 174840
cccagaatcc tggtagaaaa gcccctggcc tcgaagatgg gctctaggga gacagggagg 174900
ggcagctccg tgtgtgatga ccctttgtga acatgcactc tgtggcagct tcagctccac 174960
cgaggctttg ggagagcgga ctacggatgc ccggcgcggc ccagctgtga aggccgcgcc 175020
ggcggagagg gtccatggca cccccgccgg cttcggaagc ccttccctct cccacctccg 175080
cgggtcaccc caggaaccag cggctcccga ccacgctcgc gcggaccacg gaacagcgac 175140
gcgcaagcag gtctctttcg tcagcgtaat ccctccgcag aaagccgcgc actagtttta 175200
atcacgcccc acccccctggc cgctggcgcc acctccgcca ctcgggcgct ttccagcagc 175260
ttccagaaac gtcgcctccc caaacccagc cactcacaca tggcgggctc agcagccacc 175320
ggccccgccc ctcctcgtcg ccgcagtcgc aactgcgtct gcggccacag ggcggacagc 175380
cacgcctctg cggagggcga ccggaagtgc tcacgtcttc accttccccg ccacgccacc 175440

FIG. 6S2

gtcctttcag gcccagcgtg cagcaggaag gaggactctt ttgccgcgga ctcaagccgg 175500
aagccgcctt cctagtggag acgcgagtgg gggaggagca gtccgagggg aacgtgggtt 175560
gaacgttgca actagggtgg agatcaagct ggaacaggag ttccgatcga cccggtacca 175620
agaaggggag tgcccgcggc aggtaaggga gaagagggag gggtttcttt ccgctctcga 175680
aattgggaaa agagacagag ctgggatgac ctatggggta gtcggcgcgc tgaaaggatg 175740
ggctgggctg ggacggggtt caagtgggaa aggttgatga ttaaggtata gagttggact 175800
tacagatccg tttgggcgca gagaggtgaa cgctgaagag aaaccagagt ttgttttcgt 175860
tttccaagga gcgtggagat gggcagggtt aacggaccct gcgcctcctt cggcttctta 175920
gtttgggtgt tgaaactcac ctcctttggt cctgttcgtc tctgattcaa gacagttggg 175980
tttggtacct gacagggctg ggtgcagaaa gctgaccctg ttcctcggct tccaggtcgg 176040
ttgtggcctc gcttttgaca gttcacgtgc cgagcctact cgctctcgga gggcgagctc 176100
aaatgggtgg gtttaaggcc ccctcttcga acagctgttt ccctgggttt ctccattttg 176160
cacacaggag tgtgaattaa gtttaattga atacttttg cgattcccag ggccaccttg 176220
acacgttcat tgtgctatct aactgggttc atgctgggct aataattcac attaaggctt 176280
ctggagtata agtggttcac agaagtatga aaaggggatg ttagaagaaa gatgctgggg 176340
gtgaagtaga gttgaggaag acagaactgg aaagctaggt tggtttcaca gtacaatgag 176400
ctttaggtca taatactacc tttaggttat attgggctgt ttggacggag tttgctgtaa 176460
tcaggctaga gtaaatagag aattttaaac taagcattga caggctcaga cttgtagagg 176520
catcattttg acagtgatat ggaagggaaa gaggtagaga tttgagacct ttccaaagaa 176580
ctgtccacag aatttggtga cttactgtgc gaagagggaa ataaagaata gggaacaact 176640
caagactttc tagtctgtgt gtttggaagg atggagacgc ccacatttaa gtgagatatg 176700
ggaaggagga gcagattgtt tttgaaggga ggaagagcag ttacttaggg tcaaattaag 176760
ttgtaaaatc ccccccggga ttttgtatgt aagtcaaagt gaattgtatt tggaagaaga 176820
actggggagc ccacctctgg tatttttttt atgtccctca tatggacaaa taaacctctg 176880
gtattaaatg aattttcttt tgggggattc tatatattcg ggatttcaac caccaaccta 176940
tctggttttt cccgctgaaa tgttgggtga tggaatcagg agagcagatt tggagactct 177000
ttatatttta taattgagag agacaaagag aaaaccgttt gatttgaaaa agttttctag 177060
gttccctcag gtagatggaa attttcatca aaaacagttt attcaaggta catagcctac 177120
tagtttccca tttgagagta ccgcagaatg atacgacgtg tactgcttct ctacgcagaa 177180
tgaagtataa aattagcacc aaatagtaac tttaatttgt caggtgctaa acttttaca 177240
tgctttatct catttaattc ttagaagaaa ctaattttac aagtaagtgt ctggaccaac 177300
atctgcaggt acaaagcctg aaaagcgtaa gtttgactcc tacatagttc tcttttgtaa 177360
gtagattata aatagaacca gccaaaggta ataagttgtc tgtgcctaaa aagaaagaaa 177420
aaagttagca tcagtagttc tcaccagaag gggtgatttt gcttaccagg ggacatttgg 177480
caagtcagga aacttttggc tgttggatct agagggtaaa ggtcagtgac gctgctaaac 177540
atcgtcagtg catagaacag ccttcacaaa caattatttg gtcaaagata tttgtagtgc 177600
tgcagttgag aaatttctgt cttatggtta tttcttcagg aataggaaat taagattcgc 177660
cgatactttc tttaaaaagc agttttattt ttgaaattat tccttggctt gaaaggtttg 177720
tgaagtttat atagccgaac cagaatagcg taattagatt ttaaagtgaa ttgtgagcca 177780
tcgattccca ggagatgggt gtcatagaat catggattct tggatttggg aaagacttat 177840
gcctagaatt attttacaac atttctgcta agtggtaatt ctcctctgcc ctaaaggtct 177900
cctgtatttg attttcctat cattgtgaac ccacaattaa aatgctctta attatttttt 177960
gcttacactg agctccggtc tcttgtaatt tttactctgt taaatgtggt tctgcaccat 178020
aggactgcac tcaaaacaag cttgccacat atgtaatttg tactaggaca gtgtttatat 178080
ttttgttcag ataacaaaat aagttaaatg tggtgtaaat tagatcattt acaaataata 178140
atttgttagc agcttttaat aagtagtatt tttcccaact ggtgaagtat taatgttggt 178200
agttgaaaac aataggaatg tatggaatat atggttcact ggttcttttg ttcctgtcaa 178260
atagtggcac aatggatctg gggtttttct cagtataatg ctggcatatt tgtttcaaat 178320
tgtacataga ctctaaaaag ttaggctttc aaattctggt caatatagtt tgctttaaat 178380
agtagctgcc tctactacaa gttttattta atttgttgac aaatgagtct gctatgaaaa 178440
ccggtcctgt tgccagtcac taccctctgt tcacaaattt gctgggttta taaatatagg 178500
tatcattttc acttcaagat tataatttta gaatatgttt attctaggac atatagccct 178560
caaaatctgc ttactatata cgtcttataa aatagcatgg ttctttttta tagtaaatag 178620
aatttttatt taattgtcta ttgacttttt ttttccaggg ttcattgaaa aaatccttag 178680
tgatattgac atgtctcaag tgacataaat tagccaatga ctcggaatga tggattctcc 178740
gaagattgga aatggtttgc cagtgattgg accagggact gatataggga tatcttcact 178800
ccacatggtg gggtatttgg gaaaagttag tgaacttatt ttttgcctga gtgcaaagtt 178860
ttttttttttt ctctatttttt gagacttaaa ttcaattttg atgttaccag ttaacttcta 178920
aaaaattgtg tcttccacgg aaatcttaca gtaatggcga aagattgttt taatgtgttt 178980
acctttctgt gttttattga tacatgaaag tggaaataaa acatagacct tatgatttac 179040
tgttctttga aaatatggta cataaattct cccgggtaat tgatgttact ttttttccttg 179100
caaataaaat tgatactatt cttaacacat aaaatttaat atttaaaact ataacataat 179160
tctttttgga ataatagctg tatttaaagg cttatatgca tttcttttgt ttgccatgtt 179220
taaaatacct tgtcaggata cttgtaattg aaaattataa ttttttctgg ttacctttcc 179280
atttaacttt taatattttg atatattcta ggaatgtcta tattttaatt tgctttattt 179340

FIG. 6T2

ctcttttaga attttgattc agctaaagtt ccatcagatg agtattgccc tgcttgtaga 179400
gagaagggaa agttaaaagc cttaaagact taccgaatta gttttcaaga atctatcttt 179460
ttgtgtgagg atctgcaggt aaagtattaa tcttatatag tatatataag atttttcttt 179520
tttcttttgc ttttttatta attgttttaa aagtttactc atttttttgtt ttttagacta 179580
gatttttaat atgtaatctc agtttgtaag tctgtctggt atacaatgtt atttttccac 179640
ctacctttac ttggttgcgt aaagatgttc gtttttattg ccatttgatt tgcgagagga 179700
gaaaatacat ttcaaggttt ttttcttttt ttttaacctt ttggaggtcc ttgttagcta 179760
ttagcatata gtagttactc tctcatctct ttggtttatc tttgcaactg atgggaaaag 179820
ttatgaattt ctaatgtacc tggaagagta ttttggaaat tggttagtcc aaaaccagta 179880
tatatactct gaactaaaga gagtatagaa tcttgtaaat tctaaaagat ccttttagaa 179940
gctctaaatc gcttttagaa ttatagtaat ttgtaccgac tggtacggct tttatatagc 180000
agctcattaa attctgtaat actccacatt ttattgtatt tgacagttta tgagactgtc 180060
tcatacactt ttaattctca gaactttgca agatttgtat tcctatttca tgaataagaa 180120
aataaattga tttcagaggg tttgggaaca taagatcctg atacagtggc agagctgtgg 180180
ttggaataca gacttctaat ttcagatctg tttattccag caaaaaatta gcagttcatc 180240
agaattacct ggagtgcttt taataaattt ctgagtatca cccccagatg ctgattcaat 180300
agagttggcc cagaattctg tggttttgta acatttgagg atgagtctga tcatcatcag 180360
ccaggtttgg aaaatactag actaaatcac atggttgtta atagatactt atgctgggta 180420
taatttgaag taaagtaatc ccaggcgtgt ctacaaatat aaatttcttt atgtttatat 180480
tcagtaattt tttttatgag tgtcactgtt tggcactgtt gcagatacaa tgttaggata 180540
caataataaa acaaaaattt cttgccctta aggaagttat gtcatagagt gggaaagaca 180600
gtgaacaagt atgtgttttt ctgtcaggtg ataaaaagtg ctgtggagaa aaataaggca 180660
gtagggactg gaatgccaaa gtagggggag tttgcaattt taaataggat ggtgagggga 180720
acgcttcaat gaaaagtgca attcgagcaa aagcctgaaa gaggtgaaga gcagtgagct 180780
ttctaggcag gggaagcaag ttccaggaag gccctgagag aatggaggct gcctgtcatg 180840
tttgtgctac tgcaatgaaa gcagcagagc gatagaaggt ggatcagaaa aataatgggg 180900
gagctggacc aagtagggtc ttataagcca ttgtaagctt tctggctttt actatgggtg 180960
aaaccaggaa ccatggcaga gatgttggca gaggagtgac ataagttgac ttcagtgtta 181020
aaagcattac tgtggctgca ctgttgaaaa tatatgtaat gggcaagacc tgaagcaggg 181080
agattagtta tagtataata tgaattatat ttggtccttg tctatggttt ccgttacaga 181140
gctaaaagtc ttggaatttc ctgaatgata agagtgtcct gttattcaga atgagcctgt 181200
ttgctaacac cggggttcat actattgtgg tgacttagga tggagccgta gatagcctca 181260
gatggggcaa gtagctggaa agaccacatg attagagaat taacgggtta gaacttttag 181320
ccccacgtac aggcctccag gaaaggagtg gaggggctgg agatcaagct gtataaaaat 181380
atcaagattt ggatttaatg agtgggttgc tgggggctgg tgccgtgtag gaggtggtat 181440
gcttagagga agtggaagct tcatacctct tctgtcccat accttgccct actcatttct 181500
tcatctatac cctttataat atcctttagg ataaaccaat aaacataagt aagtgtttgt 181560
ttgagttctg cgagctgtcc ttgcaaacta gttatgccca agaaggggga gtgggaacct 181620
ttgtagccag tcagtcagat gtactggtgg cctggatgtg ggattggcat ctgaagtgga 181680
gggagtcatg ggactgagcc ctcaacctgt aggatctgac atggtctcta ggtagataac 181740
atccaaatgg aattggatta taggataccc atttggtgtc ctctggagaa ttgcttggtg 181800
tggggaaaaa gccccccacac atctggtcac aaaagtgtgc tgggaggata gaatatgtga 181860
aaattgtcat aatcaaaatg gagtcacttg tgttaaaaaa gaaaaaaaaa tcctgactgg 181920
ccaggcacag tggctgacaa ctgtaatccc aacactttgg gaggctgagg caggaggatt 181980
gcttgatccc aggaattgga gaccagccca tgcaacatag tgtggccttg tctctacaaa 182040
aaaaaaaatt taaattagct gggcatggtg gtgtgagtct gtagccccag ctacccggga 182100
gggggactac gggtgcacgg caccatgccc aggaggtcca ggctgcagtg agctgtgatt 182160
gtgccactgc attccagtca ggatgacaga gtgtgagacc ctgtctctat taaaagaaaa 182220
aaaaaagaca aatagatcca ggaaaggcta tgaagagaga gctttcatgc ataaatacca 182280
aaatatctca aaagactctg caaaaaccac acccttgcac aaaggccatc atgaaatact 182340
tctgaaatac acagaaaata catcatgaaa taaatacaca gaaaatactt ctgcaaggac 182400
atctgcccag caactgcctg gtccatctgt ggacgggtgt catccttgtt attgatcctt 182460
gtagccaagg gtaattatct caaaacaagt atgtgatcct ccttatttтc ctttaaaaac 182520
cttttgtctt cccttacctc cctgaacaca cacagtttac tatggcatgt gtattcccat 182580
tggaatactt tattcctgaa taaatgtcac tttctttтta gaagcttctc ttttcttttt 182640
atttagattg ataagtagaa aggaaaaaaa gctttttтcc ctttggacta gttgaaggca 182700
gttgcagtat tctgggggag agggtggtgg cagaggtgtt gaggcatggt tggagtttat 182760
ttatactttg aaggtaaagc caacaggatt tgctgaaaga ttgggatatg gggttggaaa 182820
gaggaatcaa ggatagttcc aagatttttg gcttgaaaaa ttagaagaat ggaatcgtga 182880
attactgagc tgggaagact tggaagagca aggttttggg gagaagatca ggactgtaag 182940
aatagagaag tccttgtccc caggagttag gtttttggct attaaagtta gatgtactac 183000
atagattttt agttggtttt ttgtttttтg ttttttttтt ttttttttтt gagacggagt 183060
ctcgctctgt cacgaggctg gagtgcagtg gtgcgatctc ggctcaccgc aacctccgac 183120
tccctggttc aagggattct cctgcctcag cctcctcagt aggtgagatt acaggcatgt 183180
gccacccagc ccagctaatt tttgtatttt tagtagagac ggggtttcac tatggccagg 183240

FIG. 6U2

atgggcttga tttcctgacc tcaggtgatc cacccacctc ggcctcccaa aatgctgggg 183300
ttacaggtgt gagccaccac gcccagcccg gagttttggt ttttgaagca ttctttttca 183360
agtgataaag caaaaaatat ataatcaaga attttaagta tatactttgg aaatgttaaa 183420
aaggaacatg agtaatttat tattattttt ttaatttcta gtcagcaatg agagcccagt 183480
gtactttatg aagtagattg gtttacacca ggagtgagca gacattttgt atgatgcaca 183540
aacaaggaat gatttttttg ttttttaaat ggttaggaaa atatcaaaat aaaaaatgcc 183600
agaaaaaatc aaaagaaggg ccaggtgcag tgtttcacac ctgtaatccc agcactttgg 183660
gaggccaagg tgggtggatt ctcttgaggt caggagttcg agaccagcct ggccaacatg 183720
gtgaaaacct gtctctacta aaaatacaaa atagccgggt gtggtggcat atgcctgtaa 183780
tcccagctac ttgggaggct gaggcaggag agtcgcttga agccagtggc agaagttgca 183840
gtgagccaag atttgagcca ctgcactcca gcctgggcga cagaggagac tctatctcaa 183900
aataaataaa taaataaata aataaataaa taaatcaaaa gaagaatacc ctttcataat 183960
atgtgaaaat taaatgaaat tcaaatttca gtgttcataa ataaagtttt accggaacat 184020
agccatgctc aatcatttat gtattgttca tggcttcttt tgcatacaac aacagagttg 184080
ggtagttgtg acagactatg tagctcataa aatctaaata tttattatct agccctttat 184140
cagtaaactt tgctgatccc tgtataagtc ctctgaatca aattatttcc aaagagttcc 184200
gttataaaat ttggagttta ctctgctgta aattgcaaag aaccatttgg aaaacctctt 184260
ttagtcaggt atttacatta aaatgttcct tgatttgtaa acactaatat tcaagactgg 184320
tccaaaatta taccaaattg aaactctcaa gtgtttttaa acagtaggaa gttttaactt 184380
ttttttttc gtggagtagt ctatcattca gcgtttactt tggaacattt aattagtctt 184440
ttttaaaaac ccatgaaatt tataataaaa attttaaatc attaatgttg agtaatcaaa 184500
gaaaactttt tttgttttct ccatttgtaa aatgagtaca ttattattat aatttgtctt 184560
tggccatacc ttgttgataa ttacttatac aagtataaga agacatggta tgttttcctt 184620
tttcctattt cacaagaata agtacaggaa tttacttaag ctgctccaaa actcagtgaa 184680
agagacagga ttaggttttt ttcagcattg gattttaaat gatactagat ggttgcgctg 184740
ggctaaaata ctaatgcttt gtgtatattt ttatgacttt tttgaagaca gcttaaaagc 184800
tttattctag ttataaaaat gatacatgtt cactgtaaat agaaacaagt caggtataca 184860
gagatacaaa tatttagaac atgtggaaag aggcaacaaa attttataaa aagaaaaaag 184920
ataaaaatct gaaatcatta atttataagg gaaaaatcag ggcaaggaca aattatatta 184980
cagattggcc tatggtggga gcacagatta tatagagaaa agtcagtgaa gacacttgcg 185040
aagagtgtgg gtggaaatca ctaagttttg cagtcccggg gcctcttatg gtttattact 185100
gttttgttct ttttttttct ttaatatgca ttcctttgga accaagggtt tattatgttt 185160
tgaataaagt agaggtgtaa gtaggatgca tataccatga tcttgactac ttgagattca 185220
caaagggttt tcgtctcagg attttttttt ctcttaaaaa aatttgtatt aatttttaaa 185280
ttgtaaaaaa attcatcaac ttaaccattt ttatgtatag agttcaggag tattaggtat 185340
attcacttgt gcagcagatc tctagaactt ttttcatctt gcaaaactga aactctgtac 185400
ccattaaaca accacttccc attttcctct cccccagctt ctggcaacca ttctagtttc 185460
tgtttctttt ctttttttct cttttgagat ggagtctctg tcgcccaggc tggagtgtag 185520
tggcatgatc tcggctcgct gcaacttctg cctgcgggtt caagcagttc tcctccctca 185580
gcctcctgag tagctgggac tacaggggtg caccaccatg cctggctaat ttttttttt 185640
ttttttttt ttgtattttt agtagagacg ggggtttcac catgttggcc aggctggtct 185700
cgaactcctg acctcaggtg ttctgcctgc ctcagcctcc caaagtgctg ggattacagg 185760
cttgagccac tgtacccggc ctctagttta tgtttctatg aatcagactc agtacctcat 185820
ataaacggaa tcatacagta tttgcctttt ttgtgactgg cttatttcac ttggcataat 185880
ggcctcaaga ttcatccatg ttgtagcatg gatgaatata cagttaggag ttccttttct 185940
tttttaagtc ttaatctcca gtttatttct gtttatttat ttatttttatt atactttaag 186000
ttctgggata catgtgcaga acgtgcaggc ttgttacata ggtatacacg tgccatggtg 186060
gtttgttgca cctgtcagcc tgtcatctac gttaggtatt tctcctaatg ctatccctcc 186120
cctagccccc tacccgccga caggcccccgg tgtgtgatgt tccccctctct gtgtccgtgt 186180
gttctcattg ttcagctccc acttacgagt gagaacatgc ggtgtttggt tttctgttcc 186240
tgtgttagtt tgctgagaat gatggtttcc agcttcatcc atgtctctgc aaaggacatg 186300
aggagtttct tacttttaag gttgagtaat attccacatt atgtgtatgc cacattttct 186360
ttatccattc acctatctgc agatgtttga gttgctttca ctttttggga attgtgaata 186420
atgctgcagt gaatgtgggt gtgcaggtac cttttcaaga ttctgctttt gagttttttt 186480
tggatacgta ccttttttatg atgctttaaa tacatatatg ctatttttaa aggattctca 186540
gttttctgac atatgatagg acttaggaag taatctcaaa gcatcatgtt gacaggttgt 186600
tagttgatgg tgactgcagc tagttggaaa gtcagaagaa tctagaactt gtccatttat 186660
actaaagaat ttcatagtaa gtgcagtatt atgagtgtaa tgttcaattg gtagaagagg 186720
ctatctgagg ggatttagtg catttcagtt atctgttggt gtgaaacgaa tcaccttgaa 186780
acttagtcgc tcaaaaattt taatggtggc tgggcatggt ggctcacatc tggaactcca 186840
gcactttggg aggccgaggc aggcagattg cttgaaccca ggagtttgag agcagcctgg 186900
gcaacgtggt gaaaccttgt ctctacagaa aataccgtgg caggcgcctt tagcaccagc 186960
tacttgggag gctaaggttg taggatctct tgatcccagg aggcagaggt tgcagtgagc 187020
tgggatcgtg ccactatact ccagcctgga taacagagcc agaccctgtc tcaaaaaaaa 187080
attttaatgg ctccatttat tatttcacat gattatgtga gttgactagg gaattcttac 187140

FIG. 6V2

acatcacacc atgtcagctg ggacagctga aatgtccaca tggctggcag ttggtactag 187200
ctgctagctg gaagttgagt tcaaatagtc agccaggggt ctcagttatt ttccatgagg 187260
ttctctccat gaggccagct gggctcttca cagtgtgata gctgggacta agaaggagtg 187320
ttccagaaga agggcttgtc ctcttgagcc agtgcttatc aggcctctat gtatatcatg 187380
tgtgctaatg ttccatcaaa gctagtcaca gggccaagcc aactctgtac agtgtaggga 187440
ctggctgcag gagggcatga attaccagga ggtgtagttc tctagttcat agggagggcc 187500
atcaagatag tagtctacca tacttgtgta aaagaaggca ttaattaact attattatta 187560
ttattattat tattttagag acagggtctt gctctgttgc ccaggctgga gcagtagagt 187620
ggggcaatca tagctcattg cagcctccaa ctcctgggct taagcaatcc tcccatctca 187680
gcctcccaag tagctgggaa tacgggagtg tactgccatg cccacctgaa aaagaaggca 187740
tattttaaaa gcagaccttt agtgtagagg gttcttgaat ttgttattta aaatattctg 187800
gtagttttta aacttaggaa agacccactg attcttttag tgatatgttt acattgttgt 187860
tatttggcat aaattgtgtt aatgcacagt aagatttcat gaagtcatta aaattcagcc 187920
acttggactc taaacccaat aaagatgtaa aacagcagtg ctatgagatg catattcagt 187980
ttcaaaatat aggaaacaca gaaattactc tgtgcacttt taatttgaaa atacttttaa 188040
aatgtgtagt ataatgtagt gtctgtccca aaagagtaac attcattata gtgtttcttt 188100
acgttgttga aaattttaaa ttcacttaac attagatttt tattaaagca aaaatatgtt 188160
ttccttatta gcttaccctt ttgtaactca gattaaaccc ttgattgttc aaattaacct 188220
gaaaaaaatt attcttttgg aggccaaact tttgattaag tagttgtttg tctctaattt 188280
tttcaaattt atgtgtataa atataacctg tcatcaaatc aatgctaaca ttctatacat 188340
gtttttcatg atatgaaaac tataaaacat gaagttattt gaatttgtgt agtttttatc 188400
attttatttt tactttccag tgcatctatc ctttgggctc taaatcactt aataacctaa 188460
tttctcctga tttggaagaa tgtcacactc cacataagcc tcagaaaagg aagagcttag 188520
aaagcagcta taaggattca cttctttttag caaattccaa aaagactaga aattatattg 188580
ctattgacgg tggaaaagtt ttgaacagca aacataatgg agaagtatat gacgaaacct 188640
cgtcaaactt acctgatagt agtggtcaac agaatccaat taggacagct gattccttgg 188700
agcggaatga gattttggaa gctgatactg ttgacatggc tactacaaaa gatcctgcta 188760
cagttgatgt ctctggaact ggcagacctt cccctcaaaa tgaaggatgt acatctaaac 188820
tggaaatgcc actggagagc aaatgtacat catttcccca ggctttatgt gtccagtgga 188880
aaaatgctta tgctctctgt tggttagact gtatcctgtc agctttggtg cactcggaag 188940
agttaaagaa caccgtgact ggactgtgct cgaaggagga atctatattc tggcggttgc 189000
ttacaaaata taatcaagca aatacacttc tatataccag tcaattgagt ggtgttaaag 189060
gttggtacta atattttatt tttatttact tatttattca tctggagtca gggtctcatt 189120
ctgtcaccca ggctggagtg cagtggcatg atcatgtctc cttgcagcct tgacttccct 189180
ggctcaggtg ggcctcccac ctcagtctcc caagtagctg gaactacagt cgtgcaccac 189240
catagccagc taagatagtg agatggtggc cccactgtct tgcccaggct ggactcgatt 189300
tcctgggtgc aagcaccctt cccgcctcag cctcccaaag tgctgggatt acaggcatga 189360
gtcaccattc cagcctactt gtctttaatt cttaaaaata ttaatgttga gttttgtctc 189420
ccagcatgtg ggaaagatgt catccattgc ttctgtttcc tggaggcctg ggagcaagga 189480
gcccaggaac agtatcacga agcttgagat aataccagtt acattatcct gactgcccaa 189540
aaggcagttt ttttgttttt ttttttata ctttaagttc tggggtacat gtgcagaacg 189600
tgcagttttg ttacataggt atacgtgtgc catggtggtt tgttgcaccc atcaacccgt 189660
cacctatatt aggtatttct cctaatgctg tccttcccca acccctccat tccccatcag 189720
gccccagtgt gtgatgttcc cctccctgtg tccatgtgtt ctcattgttc aactgtcact 189780
tatgagtgag aatatatggt gtttggtttt ttgttcttgt gttagtttgc tgagaatgat 189840
ggtttccagc tttatccatg tccctgcaaa ggacatgaac tcatcctttt ttatggctgc 189900
atagtattct atggtgtata tgtgccacat tttctttatc cagtctatca ttgatgggca 189960
tttgggttgg ttccaagtct ttgctattgt gatttttttt ttttttttt ttttttaag 190020
acagagcctc actctgttgc ccaggctgga gtgcgatggc atgatctcag ctcactgcaa 190080
cctccgcctc tcaggttcaa gcaattcttc tgcctcagcc tcccaagtag ctgggactac 190140
aggcgcccac caccaggccc agctaatttt tgtatttta gtagagacag ggtttcacca 190200
tgttggtcag gctggtcttg aactccagac ctcatgatct gcctgccttg gcctcccaaa 190260
gtgctgaaat tacaggtgtg agccaccata cctggcctag gcagtctttt tcaaaactct 190320
aagactgtgc ttgtgtctca gggtgtcagg ataatagtgg ttagttttaa gtgtttaaac 190380
tactgaaaag cagaatgaag aagtgagtaa aaatcaccca taatcacaca acctcctaag 190440
atctcttggc acaataaggg atatgttttt cattttattc tctgtaaaat aggatactta 190500
tgaacccacc tcccaacaca ggaagaatta aaacattccc aataacttac atttacctat 190560
gcgtttcctc ccatcccatt ctctacctcc cccccataag taatcattat ctgaaatgtg 190620
tttcatcatt ccatcttttc ttagtttttc ttacatgtgt ttatctaaac agtatacagt 190680
agtctccccc tattgtagtt gtacttttct tggtttcatt taacccgagg tctgaaagta 190740
gatgagtata gtacagtaat atattttgag agagagggag accacattca cataactttc 190800
attacagcat attgttataa ttgttgtatt ttattattag ttttaatctt actatgccta 190860
attataaaac ttgatcatag gtatgtagtt ataggaaaaa gcataatata taaaatgttt 190920
agttactatc caaggtttta ggcatccact ggggtcttgg aaggtatccc tctcagataa 190980
tgggggatgg atggtactga accctgtata tacaatgttt ttccctatac atacataatt 191040

FIG. 6W2

atgatcaagt ttaattaaga gtaaattaaa tgtgggccag gtgcagtggc tcacatctgt 191100
aatcccagca ctttaggaag ctgaagcggg cagatctcat gaggtcaaga gttcgagacc 191160
agcctggcca acatggtgaa accccatctc tactaaaaaa tacaaaaatt ggctggctat 191220
ggtggcacac gcctgtagtc acagctactc tgggaggttg aggcaggaga attgcttgaa 191280
cccaggaggt ggaagttgaa caatcacttg aacctgggat cacgccactg cactccaacc 191340
tgcctgggtg atagaatgag actctgtctc aaaaaaaaaa aaaaaaaaaa aaaagtaaag 191400
taaatgtggc tcaacatgtt gctgtcagtt ggaacatttg tttctgatcg tgtcttccac 191460
ccacaaattg aatgcttttt ccatcttaac acttatcagg cactgtggcc ataacttgag 191520
cagttgagat gcaacagcaa aattagcaca aatttctttt tctttcttcg cagtttcatg 191580
gataagagat ttgttcttag atctcagcaa cctcagcata tgatttttt ctttaagttg 191640
agaactttga ccttttttact tagagaagca ttttacagct tctctttggc atatctgaat 191700
tgccagcatt actatgctcg tgctttgggg ccattattaa gtcaaataag ggttgcttga 191760
acacaagcac tgcaatacca tggcaataga tcgcatcacc aagatggctg ctaagtgaac 191820
cacaggcagg agtgtagaca gcatggacac attagacgaa gggaagattc acgttgccag 191880
tggaacacag caggacagca agagagttca tgatgctact cagaatggca tgaaatttaa 191940
agcttataaa ttgtttctgg aattttccgc ttaatatttt cagaccacgg ttgagttcag 192000
gtaactgaaa ccataggaag caaaacacgg atgaagaggg accacttcgt attgcctaat 192060
ttagtttgtt ttgatcttct gggacctttt tttcttgttg taaaaattta tggggctgtt 192120
tatagttgtg gctcattgat ttttcattgc tacataatac ttccattttg taaatataac 192180
agaatattca tctacctgtc agtggacagt ggggtttttt tgccattata aatgctgctg 192240
ctgtgaccat ttgggggggca agtctcctgg ggcacagtat gagtttccct tctgtataac 192300
aaaggaatgg aaaattatag actttcgtgt ccaaatttac aagataatga caattgtttt 192360
ccaaagtggt tgtaccaagc aattctccca ttaatagtgt atataagagg tcttcctgat 192420
ccatatattc ttcttggttt attttcacac ttttgagatt tttgctattt gagtggtata 192480
aaatggtctg tgatcttgat ttgccgtttc cacattttga agaggttgtc ggctctatgt 192540
gtatatattg ctcatatttg ttccctcttc tgtgaaatgc cttttgtatc ttatccctat 192600
ttgttctgtt ctgttgattg tcacgtttta attgatttgt atgagtttgt tccttgtatc 192660
attgttgcta gagttacatc agatgtgttg ctgaatctgc tcccagtttg cagcttgtgt 192720
ttttactttt taaaaactgt cttgatttat agggaagtct ttatcttttc atttggagct 192780
agtaatgttt gtggcttttt aaagaaatta ttactattcc caaggtcaga aaatcattca 192840
cctatatttt aactgaaaag ttataaagtt ttgcttttga cattgaaatt tctcattcag 192900
ttggaattca tattgatgtg tggtatgagg taaggatcca ttttttccc atttgcatag 192960
ccagtttttg tagctccact ttattttctc acttgatctg ccatgccacc tctagcatgt 193020
atcaacatat catgtatgtg tgcagctgtt ccttaactct caattttatt ctcttggtta 193080
ctttgtctaa cccagcactc atacttttta aattattatg gctaccttgt agggcaagaa 193140
tcctcacttt tattcaactt cttttgaagt gtcttgatgc atatttttc tgatcttact 193200
tggccatata tattttgggg acagatgtga catcatacca agctttcttt gcttgacatt 193260
gtagatattt tcttattcat taatgtgcta aaaattttga gtttggtcat acagtctttt 193320
atatggatct tatacatcgt ttccctcttg ttaaccattc aggctgttac tagtttttgc 193380
tgttgtgaat taacaccagg acaaatatcc atatatcttt tgaattaatt actgactagt 193440
ttcctaggaa agatattaga atatgaatat taaaggtctt gctgaataca gttttcagaa 193500
tggttgtacc aatatataat tccatttca ttatgtagaa aaaatacctc agtgttttct 193560
aaccaccttt ggttagaaca ttcaagacgt tatggttttg ttaggtaaga aatattttgt 193620
ttcagtgtag gttttctttg agactgaact tttttgtgtg tgtcagtcat ttacagtttt 193680
ttgcaatttt taaaattcag tttctcacaa gcattttgcc tttgactttt cttctatttc 193740
tgctttctct aattacagaa accccagtgt taagtaggtg acagttcagt tgtttgctgc 193800
agaagagcag cagttcaata ttggaattaa ctttaatttt atgtttttaa tctgttacta 193860
atttttaca gaataattgt agtttttata atctggttaa ttatatgttt gagctgcatt 193920
actttgcaat gtaagttttt ttttttggca tggtcaaata acaaaaattc tggttaatgc 193980
ttatttcata ttacaggaga atccagatat ttcattaggg aaacatataa gcagagtgtg 194040
atcaggctgt atgaattatt tataagagat gtgagtgaaa agatctattt gtagcttaag 194100
agtaagtaga gtcagatgca tgtagagtct tttattcaaa ataatttct tattaatctt 194160
ggatagtttc ttgtcacagt aattccattt tgaagataat aaatattacc ataaagaagt 194220
gatcaaaaac atagatatgt gtgcccaaag gtatttatca caatagtatt tataatagtg 194280
aaaaaagaaa caactaaaat gtctggcaat aggagaatga ttaataaagc gatgtttcag 194340
ctgaatatag tggcatgcgc ctgtaagccc agctactcag gaggttgagg ctgcaagatg 194400
gcttgagccc aggagttaat gaccagccca ggcaacatag caagaccctg tctccaaaca 194460
cacaaacaca cacacaagtg ctatgtttca gtcactgtat aataactagc cagatttttt 194520
gttgttgttg ttttgttttt gtttttgttt tttgagagag catctcactt gcccaggctg 194580
gagtgcagta gtacaatcac agctcactgc agcttgtaga accctaaccc tcctgggctc 194640
aaatgatcct cccacctcag cctcctgagt agctgggact acgggtgggt accaccatac 194700
ccagcttttt ttctaagaga taggggtttc actatgttgc ccaggctggt cagttttaa 194760
tgaagcacat ttgtgtagac aaagcaggat gtggaaccgg ataaacacta tgttgccact 194820
gaagacccct tcaaacccct caaaaatgac atagaaggga aatatgagat attagtttgg 194880
gaaataattg taactttatt aagactcctt ataaatttat ctgttcctat gacctggcta 194940

FIG. 6X2

agttcaataa aagttacaca gagtggaata aatggttaga catcatttgt agtataagta 195000
attgcacata aggaggtaac tttagctgtt ttagagatag acatagtatc tgaaaggtta 195060
gttattttac tagacctgtg attatttggg tgagaaaggc tttcactgag attttaccca 195120
ttcagtaagt actaatgata ttgtgctgat agcatatatt aagggaatat atggtatacc 195180
acagagaaag aattaaggaa attttgtgtt ttgctttttg tctgtttgca aaacttactg 195240
actcagcttt cattcttggg aatgtgtcag ttttctgtgg gaagatatac attgatgagg 195300
aattgataat gttctctgta ttttcttaga tggagattgt aaaaaactta cctcagaaat 195360
atttgcagag atagagacct gtctgaatga agttagagat gaaatttta ttagccttca 195420
gccccagctt agatgcacat taggtaagta attggtaaaa cttacttgta ttatactcat 195480
ctaccatata gaaatatgta cctcataagg aaatataata ctgtttgatt accttggatg 195540
atcatattct tgggagagag aatctgagta gtttgactta ggaatctacc actgggtaag 195600
ttattgtagg gcagagctgt tccatataaa tatgtaggct ggtgttccac ctcttgagag 195660
tgggtgcagt tctcagaacc aggagaattt taggggggcat atcattagtt gcttctctag 195720
tacgtttcct agtagacaga tctagcattt ttaacctcaa ttgtgcatta aaaagcaccg 195780
agggaattta aaagtaaatg ccaatgctgg ggcatttgaa ttaggatctc agggatgggg 195840
ctcaggaaat cagtaatttt tagaaacccc acatgattgt tatatgtacc cagggtttag 195900
aatctcatct aaaccaacca tagtaattct acttccctac cagtgattgg tttaggaatg 195960
tccttgtggt agagttttgg ccagtggata ttaagagaaa tatgctgatg gccttttggg 196020
aaagcttcct cgcctttaga aagggcacaa ggatgggacc tctttgttct ctgtgacttg 196080
gtttttggcc tgtgggagtg gcgtgcagca agtgagctag agagtctgtc caaacctttc 196140
taaatttttt tagtattgcg aaaaggagct gcggggtttt tttgtttgtt tttgttttga 196200
aagggctttt tgttttattt ttcttgtatc cttgtattaa ctcttctatt aatgttatag 196260
tagcagaata tgatactccc tattagtaat aacccatatt atgtaaaata tcagtgcctt 196320
ctagtttttc tctcaatgag tgacatttaa cttatattaa aaaatgatat ttatatttta 196380
taataaaatc agttgttgct actgatttgt ctagcatgta caaaagacac catgcttcca 196440
gatcattata aaatatgata ttttataata tatttacaat atatttataa catatttata 196500
tacttagaat atattttata aggctgggct tggtggctca tgcttgtaat cccagcactt 196560
tgggaggcca aggcaggcgt atcacaaggt caagagattg agaccatcct ggccaacatg 196620
gtgaaaccct gtctctacta aaaatacaaa aattagccgg gcgtggtagt gtgtgcctgt 196680
agttccagct actcgggagg ctgaggcagg agaatcgctt gaacttggga gacagaggtt 196740
gcagtgagct gagatcacgc cattgcattc cagcctgggg acagagcgag actccgtctc 196800
aaaaaatgta tatatatata tatatatata tgtgtgtatg tgtgtgtatg tgcgtgtgta 196860
tatatatata tcgggaagca tggcatcttt tgtacatgct ggacagcttt tgacgtactt 196920
ctttgactca tgcttctgcc ccctaatttt cacttttttt cctacatttt attaaaatta 196980
atatataata gttgtatatc tgctttattt ttcatggact tatacataca tatttattct 197040
gttcttataa aagtctgatt tttcgtatgc caaatttctg acatttcctc ctctaggcct 197100
gaagaactgt tgtaatttat gcatcagata ggccctcaga tggaatgaat attctttttt 197160
ctttatatca aggtgtaatt tacatatagt aagaccgttt ttaagtgtgt acagctctgt 197220
aaccctcact acaatcaaga tataggactc tgtcactcta aaacttctca ccaggttcat 197280
cacccccagc cactgatctg ttgagcgaat actcatttca aaggagcttt ttccgtaaga 197340
tccctagagt ttagatggaa gggctttcgt ggtgcattta gcagatacca tttcccttct 197400
agactcccta cttcagttcc cagttgaatt aaagaatggt ttctccccca gcctgagtca 197460
ctacccttct tatccctgat aattattttt ggaacaaagt tacatctttt gctccacctc 197520
cgccatgggc ctggttttct atgtaacaga aggaattttt aaattattgt tttgtgtaat 197580
cataataatt gggcaagcat acagctcttt tcagtgcagg aggattcctc tcttgtttta 197640
ctgcccattc aaggataggt gctatatttt agctgaagat cttactaatg aaatgctctg 197700
taatcatata acttatttaa agatgtgttt tgagctcttt cataatattt taattcatgg 197760
agaactttat gtattttaga cctgaagatt ttatattgtc attatgaaat gtaaattgtt 197820
tgctttttca gttaatatat agttacaata gaatacggat ttaaaggctg ataatgaatt 197880
acaaaattgt gctatatgac atactgttta tgcatacagt gttgcatatt ttcatttcta 197940
ggatattgat ttgtatttct acttacaaaa aaacttttta aaacttattt tatggctggg 198000
cccggtggct cacacctgta atcccagcac tttgggaggc cgaggcgggt ggatcacctg 198060
aggtcaggag ttcaagatca gcctggccaa catggtgaaa ccctgtctct actaaaaata 198120
caaaaaatta gccggacgtg gtgtaggtgc ctgtaatccc agctactcgg gaggctgagg 198180
caggaaaatt gcttgaaacc aggaggcagt ggttgcagcg agcagagatt gcgccattgc 198240
actccaacct gagcaacaag tgcgaaactc cttctcaaaa agaaacaaaa aaacttttt 198300
taatgttttt gttcaaaagt agcagtgaga ctatcccgca aaggtgacta ctaaaatagc 198360
ctttgtaact actgatattt atagaatatg cttagggtta gggtataact cgcttgtatt 198420
atactcatct accatgtaga aatatgtaca tcataaggaa atataatact gtttgattac 198480
cttggatgat catattcttg ggagagagaa tctgagtagt ttgacttagg aatctaccac 198540
tgggtaagtt attgtagggc agagctgttc catataaata tgtaggctgg tgttccacct 198600
cttgagagtg ggtgcagttc tcagaaccgg gagaatattt aggggacata ttgttagttg 198660
cttctctagt acttttccca gtagacagat ctagcatttt taacctcaat tgtgcattaa 198720
aaagcaccga gggaatttaa aagtaaatac caatcatagg gacatttgaa ttaggatctc 198780
agggaagggg ctcaggaaat cagtaatttt tagaaacccc acatgattgt tattgcttag 198840

FIG. 6Y2

gtaataacac ctactgtcta ccttgtggtc ctgccaaggt gactgttcct ggccatgttc 198900
caggcaactg tagttccagg ctagggggag aactggacca tggaagtgag gctctgtcca 198960
gggtagggga agggatggaa ggtgactgtt cctggccatg ttccaggcaa ctgtagttcc 199020
aggctagggg gagaactgga ccatggaagt gaggctctgt gcagggtagg ggaagggatg 199080
gaaggactca gtctcttggg ccaaatcggt aaggcagcat ctaagctcct ctgagaatag 199140
gaaggagagc aaccaattgg aaaaagaatg ggaaacatgt agattctcct gcttacctta 199200
ctttccagtc tcaaagctgg aagccagcat tcactgttca gttattttca atgacaacaa 199260
gattcaaatc ttcagttgta aagttgttaa aggaaaggat tagactgaaa agttaagaag 199320
aacggtagat gaagagtcca aagagttgag gctggtcatt taaccattgt gtggccacgc 199380
cctctccaca ggtggaacaa gatgatcaga atagaaatgg ccaattctga tgtgtttcta 199440
cagtgtttca ctgattacat tttttaacat ctgtagcaaa ccatttccat aatttttttt 199500
tttttttta gagacgaggt ctcgctctgt cacccaggct ggtatgcagc ggcatgatca 199560
tagctcactg cagcctcaaa ttcctgggct caaatgagcc tcctgcctta gcctcctaag 199620
tagcttggac tacaggtgtg tagcaccact ctcagctaat ttatttcatt ttatttttg 199680
tagagataat gcctcgctat attggccagg atggtctcaa acgttcatag aaactggttt 199740
taggttccta gaggctggca gcaattctca gaggtaacgc aagcagtctt cctgccttgg 199800
cctcccagtg tgctgggatt acaaggtgtg agccaccaca cctcatcaat ttttgtttta 199860
atatactcta aggcttatca tagttccgag atctttttt ttttcctgag aaatctagaa 199920
agatggaaga cagtatgggt cttttgtgga ttttttgtcc taagaaattt tcataaatgt 199980
ctgccaagga aaaggaaaga gatcaaagtg gtaattaaat ctttaggatg gacattttta 200040
gaaaaatgct ttataaactt ccccctctccc aactctgagt gacttattgt gtcatactgt 200100
attaacacat attcatgctg taaatatagt aagaaaagac aatagttcac aattttggtt 200160
tagtttttgc cattattgat tatgagcagt aattcttcct tttctttttg aaggtgatat 200220
ggaaagccct gtgtttgcat ttccccctgct cttaaaacta gaaacccaca ttgaaaagct 200280
cttcctatat tctttttctt gggactttga atgttcgcag tgtggacacc aatatcaaaa 200340
caggttagtt tcttttgttt tttaaaatgg gttcttctag tttctccacc actaaggtta 200400
agagaacaat ttgagcacca gacactacag tttgcttgct tctttaaact ggaagggtca 200460
aaacctcatc gtttgataga ctgctagtag gatatttcct aaggagttct tcagtgggaa 200520
atagggacga tgagaggaat aatacacctc ccttctccag agtccttgct gagtagaata 200580
cctctcagaa tgccatgaaa ctgtaggcat ttttgtttat tcctctatta gaaatgaggg 200640
gttttgcttg tttactttag gtttctaaca ttatagacac tagttttagg ctcttggagg 200700
ctagcagcaa ttctcagagg taatgcaagc ttccccattt cttcccgtag tcctgtgaaa 200760
gaccagccac ctccagaagc ctacacatga gtcttctcag ccatactttc tgcttttcct 200820
aatgcctctc agcagcgtat tagaaaggcc atgatcgatg tacctgttac cttcaggctt 200880
tgcataaggt gtatatgaaa cataatgaat ttcgtgttta ggctcaggtc ccatccccag 200940
gttacctctt tatcttggag acacttctgg tcccatacat ttcagataag agatattcaa 201000
cctgtaccca ccacgtaagg agaggaatag gttttagaag aggagtcagg gaggcaaggt 201060
attcccagag ggatattctc acttggtcca tacctgagaa agttgctggc tggcagttag 201120
gaagatgacc agactggctc aattgttcgt gtattcaaat tattacaata gaaataactc 201180
tttccacccc cccccgccct tttttttttt ttgagttgga gtctcgctcc cgtcacacag 201240
gctggagtgc agcagcgtga tcccggctca ctgcagcctc cacctcctgg gttaaagcga 201300
ttctccttcc tcagcttcct gagtagctgg gattacaggt gtgtgccacc acgcccggct 201360
gatttttgta ttttagtag agacagggtt ttgccatgtt ggccaggctg gtcttgaact 201420
cctgacctca ggtgatccag ccacctgagc ctcccacagt gctgggatta caggtgtgag 201480
ccaccatgcc tagccacact tttctttagc ttaagtgctt aagttagaaa acttgaagtc 201540
tctctaagtt actcaagtaa aatgtgagat aaaaatatta cttttgaagg ccgggcacag 201600
tggctcacat ctgtaatccc agcactttgg taggccgagg cgggtggatc acgaggtcag 201660
gagtttgaga ccagcctggc caacatggtg aaacgctgtc tctactgaaa atacaaaaat 201720
tagccgggca tgatggcgga cacctgtagt cccagctact cgggaggctg aggcaggaga 201780
ataacttgaa acccgaaggt ggaggttgca gtgagctgag attgcaccac tgcactccag 201840
cctggtcaac aagaatgaca ctccgtctca aaaaaaatta aaaaaaatta cttagatatt 201900
cattatctaa atatgaaatc ctttttaggt atttaaggag tagtcaagga gagttcagtc 201960
tgggaggatg ctccagggaa tgcaggcaac aaaggttttg ttttttttt aactggttaa 202020
ctcagatcta ctagaacagg gtaagggagg ccacagagta gacaccatga gcaaagctaa 202080
ccctcctgag ttgaaaaaat tatggacgag aagttatcat tgaaattaac tgttggcaga 202140
catatccaaa gaatatcgca aggatttggt ccctttatgc atcctgagac agatgaatgt 202200
gtggaatggc agctggtggg caacagagcg atattggcat ggtggtgata cagggaaata 202260
gtttcatcgt gttaaaagcc atggaacaaa gatacataat ggctgctctg cagaaaaatc 202320
cacgtcccct ctccaaaggg cctgttttac tctgatgtaa aaattgggtc agataaattt 202380
tcatattaag ctttttgttg agtaaacttt tgtaatagtc cccaaaactc ccactagaac 202440
agggtgagaa ttaacgtttt attcatacct aggacttaaa taatttagtg taagcaagtg 202500
agtatgagaa cacatctgtt tccagtcttc tatcattgct ttatataaat tctctggttt 202560
tctcctcaca gtaactcagt gaggaagatc ctagtgtcct catttggcac gtatggatat 202620
gacagcttga aaggggttag attgattccc aagatgacac actgtaagtg gcagagtcag 202680
gagacacact taggctcttc tggcctctaa gactttcttg ctcactgtgg tatactcctt 202740

FIG. 6Z2

aatcactacc tgggttttaa ataatataaa taaccttgct gattaaaatc agcttaattg 202800
tagcttctct ggaatccata tcttagttgt ttgacagttt tcggttgagt gtcttctgtg 202860
tgttaggaac tcaggcactg gaaatagtgt atctttgcca aatttactaa ttaggtagag 202920
agataataca cgaacacata atagaggtcc agtgacttcg taattaatct gatctttggg 202980
ctgcttaacg ttagctttga atgcaagatg ttaaatgcgt tttagagata tatagcacaa 203040
actgtgagag ctcaagggag ggaagccact agccgctttt gtttgctttt ttgtttttta 203100
aaaataatct tactttgttc taaaaataaa agtagttata gagggaaagc taaaatgaag 203160
tgacgttttc ttaaatatgt tttaatatgt cataacttaa aacttatttc cacttaatct 203220
gaaggagaac tgtccagcaa attcctttgt ttttgtgaag ctgtttttag tgccagcata 203280
agggcttttt actcaacttg gaaagtgtaa cccagagtca gttaaaaaca tagtcttcag 203340
aggcagatct caggtctgtt atttatcact gtactctatg tgtcactttc cccatctgta 203400
aaatggggat aagaatagca cctgcctctg agagttgttt ggaagatgag tgtccagtgc 203460
catgcccttt gcacatagtt taagtgttca gaaatgtcag atgtcatgtg gagaattaac 203520
acttacttgc tgagacagtc tccttttttat aaactaaaca gtaggagcct ttacataaca 203580
attatctttg aaaatttaag aatttagcag aaatcagtgc atttgttgat atctttatgt 203640
tgctttgctt ttaaaatgtt aacctccctg actactgatg tttttaacag acagtgcttc 203700
ctcacaagat ttataagtat ttgctattgt ttagaaagga agcttgtatc tcttaagtag 203760
ctgctcttta aattacaaat atttttatta aagtggatgc agttgaggtt tagtgtacat 203820
ctttaaaggt catcttttta gatggcgttg ctctcaagta ttcagactaa agtgcaaatt 203880
tagaacttgt gtaacctgtg aaaacaaaat ttgttcacaa ttaatgctgt gtgtgtgtgt 203940
gttttttttt taaggattaa aaaaagttaa gttgtatgta ttcctgattt tatgtttgga 204000
aacatcccct tttcattttt ggttgtctgt aatggctagc cagtttgagt tatttgagta 204060
aggggtgagc tcttaataaa tttgacaacc ttagaacagt ggttcttcac taagggctat 204120
tttttccccc ttgggacatt tggcaacatc tacagacaac tggatgccgt tactggcatc 204180
tggtgaggag aggccaggga tgatgcttaa catcctacag tgcacaggac agtgcttcac 204240
agcaaagact ctctggtgaa aaatgcagtg ataccattga ggaacccctgt ctttttttct 204300
tgcttcatct catagttgaa agatatggga aattaacatg gagcatcttc acagagcttc 204360
tttactagag gtagggagga acattgccat attaacatga tttggggaaa taagaaagta 204420
tgaatcacga aaaaggggag gaatactttt agacattggt ttaaattaat gtaaatgcat 204480
ttaacgttaa tgaatttgtt atgtcatttt tttataggca tatgaagagt ctggtcacct 204540
ttacaaatgt catccctgag tggcacccac ttaatgctgc ccattttggt ccatgtaaca 204600
attgcaacag taaatcacaa ataagaaaaa tggtattaga aaagtgagtt aaaattgtct 204660
tataattttt agtacaaaat gaaggtggat ttacattttt cttaatgtgt aggattgaaa 204720
atggtgacaa caacttacct ttctgaaatt tgagttaaca tatatttctg ggttgccagc 204780
tgcctcgctc tatctggcca gtgagcccac tgtcacggtg aagccactga aaagccaact 204840
taggctgact ctctggcccc actctcctag tgtctttcct tctttttgcc ttttttctcc 204900
ctttaaggat atcaagcttc agtttttctc tcctctgcca agtgtatgga gtttctagaa 204960
ttctgggatt tccttaatca gatttcaaga actaagatga ttcaaagata agccacaggc 205020
tcatctctct gaatttccat cttctcctag atctcagcat gctaattcct catcatcttg 205080
aaagctatct agtggccttg agcagatata ttttcattgt attttgccag cttttctgtt 205140
tgtcctcagt tggggaggtt ggtcagcatt acctttttcca gtattaccag agaaccatct 205200
gtttaaactc acaggtcagt tccatctcag gccgtttccc tctgtctcat taatgcactc 205260
acacatgtac acaacctctc tactcttcat tttcagtcta atcgtacatt aaggaaatgt 205320
tttgaggtct aatttgatgt aataaagaac cgggaacatt aacctttatg cccttgaatg 205380
tgccagaaac ccttcagaat ctttcctaaa ggtttattct cattgaagta ataaatcctc 205440
agtttatcag tgcttacagg ctcaaaaggg aaaaagggca gtagtcccct gttccctcct 205500
ccaggtatct actttaaacc ttcaaattaa ggtagtattt acttttactt ttcaaattga 205560
tgtgcctatt ctaccgtaat gcagtctgtt ctccttttat agtaattgag actagggttc 205620
tcacaccaac acctgggccc catctctgtt tagcctttcc ctgtcctttc aatgcaattg 205680
cgtatttggc taactcagta ctcggtgttt gcattgttat taatatacat gtgttattcc 205740
ctcttcagcc aagcagtata tatagttagg tttcactttt acaattctta tttttccggg 205800
aattgttatt tgccttgttt tcatttgttt tattatgtac tgtgagtttt tgccaaatac 205860
tttaaagact tattaataaa ttttcaatac tcagatgctt cacagttttt tactctgttc 205920
ctctccccctt tttttcctgg aactctttcc tgccaccttt cactctttgc tgcagtctgc 205980
gctggttcct ctctgggcct gcagcatagg gtgctcttta ttatgtacac acttccagtc 206040
actatcgtag tttttagccc aaggcctcat ccccacattc tatcacatct gttgcccata 206100
aatatccagt cctttagggg ttctctggga aaaataagct cttctttgtc atcaacatat 206160
gcactccgta gtactcatgt cttcactttg cccgttctgc tgggtaaggt gccacttctc 206220
tgtttgcttt ctgtcctcta aatatttgac ttcttatttg cttatttcc tttctttgtc 206280
cttttggact catatctttt ttgcccctca ctattatttg atagcatttg tgtaggaggg 206340
cgaagtggga aggaagagga ggtgtctgta tctgtctgaa gattacagaa gtctgtaatc 206400
tgtcttggct gccaggtgtc agttttgaga tgtaaatgtt gatgatgagg tgaggagaag 206460
agcagcagag catggggtct gccatcctgc cttggaccat ggcctgcttt aggctgcttg 206520
gtgtatatga tttcatctag ctgttcatac ctgcttttttc ctgtgcccca gcactgaaca 206580
tagactcgta ccattgtttt gtgtaatctg ttaattggtt gcactgcagc atatatattt 206640

FIG. 6A3

tttaactata caaataagtt gcttcccttа aagattcatg ctctgatctg gaaatggatt 206700
cattaggtaa aagtctttta atggaaaatg tgttttgagt tccagtgggc caatttatga 206760
gcagaattta taatgtgggc atttcctgtt ttcttcaaaa gtaaattgaa ctagtgtatg 206820
aagtttcact taaattttaa atgccaaggt ctttatataa gtcctttgtg ttttttaat 206880
tttgaaattt gtataacttg atttgtttgt gtctaatgga atttagaaat aaatttaata 206940
tagtttttag ggctaaccta aaagtaattg ggttcatcat ggtgtcatat gtaattaaaa 207000
catatagaat cctaaaaact aattaagttc cttggacacc ttatctcaca taacccacat 207060
ctctaatgtc tccccattgg gaaaagagtc cattgataaa tcaggtgaat tatgcctagc 207120
gggcccaaat ctgctacttt tctttaagtt gtttaggagt tacattcaga ccatggtgac 207180
atggagcacc aagaacttag aatcagattt cattttactt gacaaactct tgaaaggtca 207240
ctgccacagt ctctcttgag tgcaaggcta tggctatgct ttgtagcaca gggacgcgat 207300
atttctctgc tatctttggg tagcagaggt taacacagct cccttgtgct ttctttctct 207360
cttttctatt ttctttttctt ttcctaagga tagatcttta aataggagga gtttaacccc 207420
atgttaggtg aattcaaatg gatcttagcc tgatgtctct tgttctcttt tggttccagt 207480
ttggttaatt cctttcatcc aattttccag tggttgaggg agaacctaac ttgctctcct 207540
cgactctgag catcatcctt cactgacagt tcaggcattg tgggtaggaa gaagtctgag 207600
aacaaaacct agggataaag tttagtagag atggggtttc accatgttgg ccaggttggt 207660
ctcgaactcc cgacctcagg taatccacct gccttggcct cccaaagtga ggctggaaat 207720
aagacatgct ggaattgtaa gtaggacact agagtctagg ggaatcaaag aggaaaatga 207780
acagaaaagg gaaggggaag gatattattt gattgactcc aagatgctac tgtttgtaag 207840
ttttaccatt ttaaaaatat gccattaaga aagaaatgct ggccgggcat ggtggcttat 207900
gcctgtagtc ccagcacttt gggaggctga agcggacaga tcacctgaga ctaggaattt 207960
gagaccatcc tggccaacgt ggtgaaaccg catctctact aaaaatacaa aaatcagctg 208020
gatatggtgg cacatgccta ttgtcccagc tactcaggag gctgagacat tagtactgct 208080
tgaactgggg aggcaaaggt ttcagtgagc agagattgtg ccactgcact ccagcctggg 208140
caacagagtg agactgtctc aaaaaaaaaa aaaaaaagaa agaaatgctg cttatttaac 208200
tgtgttctgt caatgttaag gtgtatcccg acttcagaga tgttaacaaa tgggaaaaaa 208260
tttggaattc attaggcatt tggaacttac aaagtttcgg ccgggcatag tggctcatgc 208320
ctgtaatcac tttgggaggc caaggcgggt ggattaccta aggtcaggag ttcgagacca 208380
atctggccaa catggtgaaa ccccatctct actaaaaata caaaaattag ctgggtgtgg 208440
tggcatgcgc ctgtagtccc agctactcag gaggctaagg caggagaatc gcttgaaccc 208500
aggggcgga ggttgcagag agctgagatc gtgccctgca ctccaacttg gacaacagag 208560
tgagacgcca tctcaaaaac aaacaaacca aaaaaaaaaa aaaaatttca tagttacaga 208620
aagtagtatg gaggccatac cgagattttc gacatggtag taaaactctg cattatggct 208680
ctgttctgca tcatctctgt tctgcatcgt ttcactccac atcagaccct ggatagcttt 208740
ggtgtactgg tcgatcttgt ggcagtaagg ctagtgtaat taagaggata ttttaaaact 208800
taacatataa ttgctctagt tgttgtctct tttttgctgg ttaagaaaat caaatttcta 208860
tcctatctga atctcatagc agactttgga gatttctgac aagtcatttc ttactaccta 208920
ggggaatgta cttgtactca gctagagtct gagtatcttc tacatccagg gaattgggct 208980
gagtgtggat tttggtcttg gcagttttta cttttattaa tttgcaaaag aatagaagac 209040
ttggaatgta caagaagcat aaaaatgtgt caggtggttt tacatgcgtt atttatcacg 209100
ttaatatgtc ttaagatatt ttccacgtgt aaacttatgt aaaggcagga aactagtgag 209160
atttcatatt ctagggatca agagattgtt ttagtaacta gcctcagaaa gtatcttgaa 209220
aggtattata taaggtcaag gaactaaata ttagtaaaga gtcaggccag gcgtggtggc 209280
ttatgcctgt aatcccagca ctttgggagg ccaaggcagg cagatcactt gaagtcagca 209340
gttcgagacc agcctggcca acatggtgaa accctgtctt tactaaaaat agtagtgtgt 209400
ggtatggtgg cgcatgcctg taatccagct cctcaggagg ctgtggtggg agaatcactt 209460
gagcccagga ggcggagatt gcagtaagct gagattgcac cactgcactc caacctgggt 209520
gacagagcta gtgtctgtct caaaaaaaga aaaaaaaaaa ggtcagatag gtgcctaaag 209580
cctgtgtgtc tcgctatgag aatacatctc aagttttact gtggttcatt gattcagaca 209640
tgtagttcac attttaacct gtctgaaatg gtaatatgtg aaattgatgt catgatatag 209700
tttaattggc agcatgtttt catagtggta cattttataa ttagtgaaat cttagatttg 209760
atgaaataga tatgattttt taaagtggga aagtttagtg ttatagacag tttgcaggac 209820
ttttttatttt gtaggtactt aaattttgag gacttaatta ttctctaata aagtgattga 209880
caaggattaa tgtataaatt ataccttgtc agtctgaaca atctgcagtt tggacattga 209940
ttcaaattca tttaggctga ataaattttg ataaactaag taagttttga cagctattta 210000
aatattggga aaggggatat tcaacatttt tcttacatcc tgagagcttt gttaaattta 210060
gttatttgag acccattggg ttctattttc tggttcagca tgttgctgta atggtaaaat 210120
acaattttga aattatagtt gtcttgaagt taataataaa ttgaccaata tgttgtattt 210180
ttttctctac ttagttacaa attgaacttt tcctaagtag aacttttaat ttgacaggcc 210240
ccctttgctt cctgaggtaa ctgaaatagg ccaaattaat gctttttga atatcttagg 210300
tttgttgctt tctttcacat gttacctacc ccacttaaca aaagcaatta atctcagcac 210360
ttgatgccaa agaaaattct aaaaggtctg gatttttcc ttggatttta caaagtagct 210420
acaatgggac ttttaagaca aagctgcatt gctgcttaca gagcaatttt tgtttaatgg 210480
tctgtgttag agtcatactg catgatgact tccaactgtc tgggatacca ttctgaaaag 210540

FIG. 6B3

ggtttagtgt tacatacttc ttagagagag ttctccattt ctaattaagg cacacatctg 210600
gaggtgctca agaaaaatta gtgcagttag ccttggaagt gttatgtgtg actagttcac 210660
ttcagacatc ttttgtataa tcagacacat ggcattaaat ttatttaact tctcttgctt 210720
ttctctccca cagagtatct cccatattca tgttgcactt tgtagaaggc ttaccacaga 210780
atgacttgca gcactatgca tttcattttg aaggctgtct ttatcagata acttctgtaa 210840
ttcagtatcg agcaaataat cattttataa catggatttt agatgctgat ggtaagtgtt 210900
tagaggtttt cttttaagat aattggcata gaaactaaat tctagcatgt ggggactttt 210960
tggtttttgt tttataaaaa aagacaaact ttgtcctgac tctttctctc tccattctcg 211020
cctttgcctt ctgcccctcc tcgcatctat taaaagtgat ggttttagta tcctgtctca 211080
ttttttcctt tccttacatc atgtattata ggtaaacaca tgcgcatgtg tgtatttctc 211140
ttttagacaa aggatgagat tactactgtt agctcagttt ttttttccct acttaacatc 211200
tttgctttta ttttttagac atatttctaa gactattaaa cattagactt acgtagccct 211260
tctgtcattg tgaaatacat agtttactaa cagctaccat caagataaag cctttattta 211320
aataattaaa cttcttagtg gaaagctaag taagcacagt ttatggattt tgggaatttt 211380
tgccttgcat ttgtctgata tggtaaaata ttgagtttgt ttttctcata atgttcactt 211440
tgtcttagac aagataactc aatcccctta aagggttgta tcaagccatt gataagggct 211500
cactttgata taaccatttt ctgttattta gacactcttt cacacttcct attttcctcc 211560
tggggatggt ttgaatggat gacacaatac catattataa aagcacttta caaactgtaa 211620
cttatgttat aaatgtaatt attaccttaa ggttttaccc tgtttcagat ttgagtggaa 211680
gtagttcttt acaatacaaa acaacttatt ttaacttttt ttgcatttca aagaatgatc 211740
aatccacttc aggtgcagca tggtttccaa ccctgacagc atggaagaat catttattta 211800
gcttctaaaa atgtgcaggc tgtaccctag accagccttg gggattaggc ccaaatatca 211860
atgttgggtg tttttggtat tggtttttgg cccgcctacc cgcccttcct tccttcgttc 211920
ctctctctca ttctctctct ctctctcttt ctctctctcc ttctttgctc cttcattcct 211980
tctctctctc tctttttttt ttgagacagc atctcactat attgcccagg ctgttctcaa 212040
actcctgggc tcaagtgatc ctcctgcctc agcttcctga gtagctagga ctacaggcac 212100
atgctatggc aatactgttt taaacattgt tttcaaggct ccccaggtga ttccagtgtg 212160
ggtcatgtgg tagagaacca ctgacacagg caaacaaagg atacataaag ttgtctattt 212220
aatgggtagg tgcaggtagt agataagagt gtagccacat aaaccacatg cttagtgaac 212280
ggttttgttt tgtgtgtatg tgagggatta gcatctctga gtatattttg ttttcccttt 212340
tgaaacttat cagagaattc atatgtctgt tatgtgacta atgctcacat taaaaaaagt 212400
tatgtgactt tttttaattc atatgtcttt ttaattcatt tattcattca tatgtctgtt 212460
atgtgactaa tgctctcata aaaaaagtaa tgctcagttt actttttta tatcagatca 212520
tatatatatg ttttttttt tgagatggag ttttgctctt gttgcccagg ctggagtgta 212580
ttggcgcagt cttgtctcac caccacgtct gcctcccggg ttcaagtgat tctcctgcct 212640
catcctcctg agtagccgga atacacgcag gcgctaccat gcccggctaa ttttgtattt 212700
ttagtagaga cagggtttct ccatgttggt caggttggtc ttgaactccc aacctcaggt 212760
gacccacccg cctcggcctc ccgaagtgct gggattacag gcatgagcca ccgcacccgg 212820
ccatatctta tattttaata aatattttaa tttggtctgt aaatttttct ttttggggaa 212880
tgtgttttaa gtctgtgttg agtcctagac atttgttgtt ctcagatagt cactagtgat 212940
accttaacat taaccagcct gttggcaact aaattggcct gaagtgacaa ctaaggaaag 213000
gtctctttct cctttcttaa tctttgcatt ccttaagatt agttctttgt aggaaggctt 213060
tgaagtctgg tggcaagtac cctttatccc tcacaatctt aagataaggt ctttctgagc 213120
attaaaaagt gactgtggga gatatgtcaa atgagttttc tgtgtgtgct ctgagaaatc 213180
ttttttttcaa aaaaggatag atgtacttgt ataaggaaaa gagaaactga gcgcactttc 213240
aatatttaag taagtgtctc taacatgttt tgcaacataa aatgatgacc actgtgttgg 213300
tcattacttc tctactgcta aaacaatgtt ttctaaaata atatactcct tagaaaaaaa 213360
tatagtgctt tgggtgtgca ctgttgtaat ccaaggaata ggaaatgttt tgtagtaagt 213420
gcgatggtgt ttgacatcgt gatttattaa tttatcacat ttggtttcat agaaatagag 213480
taagctacgt atttgctgtg ccgcaattac catgacatta cacttgtatc tatttctgtt 213540
tcatagatgt gtagatattg atatatacag tggaagtatg gattgttttg ataagtttct 213600
aatgaaagta cagatatttg ttgattattt attaagaaag gttgttactc atccaagccc 213660
gtggttagct tttcccaaat tatcatgtgg tagtaagtaa aatgtaaaga aatataccct 213720
cccttaaccc cacaccacct gttagcacct agccaccttc ctttacttct cagccgtact 213780
ttttgtattt ttttgttgta gtggtaaaat ataaataaca taaaatttac cattttaaca 213840
tttgtaagtg tacaattcat tggcattgaa tacattgtgt gcaaccacca tcaccatcag 213900
gacttttttca tcaacccaaa cagaaactac tcattaaaca ataactccgc atccttccac 213960
cccaaagccc tggtaaccac tattctactt tctgtctctg tgaatctgtc tattctagat 214020
acctcataga agtggaatcg tacattattt gtccttttgt gtctggctta ttttactcag 214080
catattttca agattcattt gtgttgtggg atgtagcaga atgtcattcc tttctaaggc 214140
tgagtagcat tgtatgtatt atccatttat ctgttacgga catttgacta ttgtgaataa 214200
tgctgttgtg aacattggtg gacaaggaac tgaaagtccc tgcttttcat tctttttggc 214260
ataaacctac aagaggaatt gctgggtctt aacggtaatt ctgtgtttaa tttttggacg 214320
aactgccaga ctgtttccac agcagttgta ctattttaca tccccaccag cgttacacaa 214380
ggattccaat ttctctacat ccttgccaac atttgctatt ttctatttttt ttttaataat 214440

FIG. 6C3

atccatccta atgggtgtct ttttttttt ttaaaggaat ggtttaaaca ggttaccttc 214500
ttactcctca ttcatgcttt agttgactac ataaggaccc ctctccctat tggcaccatt 214560
gaaattgttc aggcaaaaat aactgccagc gacacactgc tttaagtaat ggacttttcc 214620
caagttttgt attaatattt cagtatttgg tagtgcatcc tactgctagt ttttaaactc 214680
ttcccttgtc atctatcatc tcattctctc ttgacaaatg tgaaaatgga agctcagaaa 214740
taaaacaaga attaaaacga atagtgatcc ttcaggtaac aagcttcatt tatcatgaaa 214800
acatatatgt atgaaacatt ctgttttctg atgttattgg ataaattagg tgataaccaa 214860
attctaagtt ccaaaaatta aatatactct atctaaggac tttaacatgg cagacaatgg 214920
tgacaaggtc aagaacatgt tttagagtct tctcctttgg tcggtattca atgatacaac 214980
agttgaaaag gccagaagaa agttaaccta ggatggtggt ttttgaatat ctaactttca 215040
cttctttccc atcttccagg aagttggctg gaatgtgatg acttaaaagg cccatgttct 215100
gaaaggcaca agaaatttga agttcctgct tcagagatac atattgttat ttgggaaaga 215160
aaaatatccc aagtgacaga taaagaagct gcctgccttc cacttaaaaa gactaatgac 215220
caacacgctc tcagtaatga gaaaccagta tctttaacat cgtgttctgt gggtgatgct 215280
gcctcagctg aaacagcctc agtaactcac cctaaagata tatcagttgc ccctcgtact 215340
ctttcacagg acacagctgt aactcatgga gatcatttac tttcaggtcc aaaaggtttg 215400
gttgacaata ttttacctct gacacttgaa gaaactatcc agaaaacagc ctcagtttca 215460
cagttaaatt ctgaagcttt cctgttagaa aataaacctg tagcagaaaa tacaggaatt 215520
ctcaaaacca atactttgct atcacaagaa tcactaatgg cttcttcagt atcagctcca 215580
tgtaatgaaa agcttattca agaccaattt gtggacataa gttttccatc ccaagttgta 215640
aatacaaaca tgcagtcagt acagctgaat acagaagata ctgtaaatac taaatctgtg 215700
aataatactg atgctactgg tcttatacag ggagtgaagt cagtagaaat tgagaaggac 215760
gctcagttaa aacaattcct tacaccaaaa actgaacaat taaaaccaga acgtgtcaca 215820
tctcaggtat ctaatttgaa gaaaaaagaa actacagcag attctcaaac cacaacatct 215880
aagtcattac agaatcagtc tctgaaagaa aatcagaaga agccatttgt gggaagttgg 215940
gttaaaggct taataagcag gggtgcttct tttatgccac tctgtgtttc agctcataat 216000
agaaacacta taactgattt acaaccttca gttaaagggg taaataattt tggtggcttt 216060
aaaactaaag gtataaacca gaaggccagc cacgtatcca agaaagctcg taagagtgca 216120
agtaagcctc ctcccatcag taagccacca gcaggccctc catcgtctaa tggcacagct 216180
gcccacccac atgctcatgc tgcttcagaa gttttggaaa agtctggaag cacctcatgt 216240
ggagctcaac tcaaccacag ttcttatggg aatggtattt cttcagcaaa ccatgaagac 216300
ttggtggaag gtcagattca taaacttcgt ctaaaacttc gtaaaaagct aaaggcagaa 216360
aagaagaaat tagctgctct tatgtcttcc ccgcaaagca gaacagttcg aagtgaaaat 216420
ctagaacagg tgccccagga tgggtctcca aatgattgtg aatcaataga ggacttgtta 216480
aatgagctac catatccaat tgatattgcc agtgagtctg catgcaccac tgttcctggt 216540
gtttccctgt acagtagtca aactcatgaa gaaattttag cggaattatt gtctcctaca 216600
cctgtttcaa cagagctgtc agaaaatggg gaaggtgact ttaggtattt gggaatggga 216660
gatagtcata tcccaccacc agtaccaagt gaattcaatg atgtttccca gaacacacat 216720
ctgagacagg accataatta ttgtagcccc accaagaaaa atccatgtga agttcagcca 216780
gactctctga caaataatgc ctgcgttaga acattaaact tggagagtcc gatgaagact 216840
gatattttcg atgagttttt ttcctcctca gcattaaatg ctttagcaaa tgacacatta 216900
gacctacctc atttcgatga atatctgttt gagaattatt gaattaatgc ttgttaactt 216960
ttttcatata atatttatta ttattagaag aacttacaat gtgttcaggt agtgtttata 217020
cactggactt gtgtaattac ttgtgtaata accatgaaca aaatgcaagg tttaaccttt 217080
ggttctgccc atgaagcatg taatctttct tacacattaa aatcactgaa tgtgttctcc 217140
tttttggttt cattttgttc ttgtgagagt atgaggattt caaaatgtta aagatgaaaa 217200
gtggcgtcta gtttctgaca gtttgtacag ttggatgcat tacattttta gatttgaagt 217260
tttggttatg ttagtgttat gagtgatctt tgtggtggtt ttcttccctt ggaaacctgt 217320
tgctcgtggc gctttgccca cggtgcccga gttcttgtcc tgtgtccaga tatgcagaca 217380
aatgaagggt gaagaagaag aagaggagct ttatttagtg ttagaacagc tcagaaggag 217440
acccacagtg agcagctccc ctgtgtcggc gggcaggtcg tccctcaagt gttcagctct 217500
cagcagagaa aaggccctgg agagggtgac tcctctcagc tctcagcaga gaagcagccc 217560
tggagaaggt agcttctgtt cgcaggcaga ttgtccagag gtcctgctgc tctcagacgg 217620
ggccctggag aggatagctt ctatccatag gcaggttgtt ctgccgtctc tacaggtctc 217680
tgaagctctt agcagagagg gtagctcctc cctgttgctg gtcgtcccac cctctgctca 217740
gttctggctg agcctggggc attttacggg cctcggggga ggaagtgcat acttactggc 217800
ctggaaaagg caccagttcc cactcctaca ggtgggactg gcagcctggc cctcagcctt 217860
caggccctcc ctgttcatgg cttccaggct taccccccctg ctttgatctg agagctggtg 217920
ccaatagcag ggagaagcca agctgcagag gcaagcactt ccgagcctgc aaaagcaggc 217980
ccccaaaagt gcagggatgc ctgagtctgc acccgcaccc aggagggtgg agatcttgcc 218040
tgctccaagg ctgcagccgg aatgatagca ggctgactgg agcacctgcc accatcatta 218100
gttcaagagt ttatgcagat ttaagttgta tacggtatat gaatgtgtga cagttttcct 218160
tatggttgtg tggccttctg taagagccta cgcctgtttg ttacaccggt agagtgctgt 218220
ggaatgtaaa ctttccctat gtcacttatc tcctttatct ctccatacag aggagggcaa 218280
gaaaccttgt tacttgaact ttagtaatgt taagtgatca ataaatctat aaataaatga 218340

FIG. 6D3

tagcagaaaa aagttacctg tttttgtgat gatgtacaaa ctttacatgt tatcacaaat 218400
accatctttc ttcccaagac atttacttct gtaaccaaag tgggacacca tctaacagtt 218460
ctgttttggg agagagtaat aaccagtgct tgtgaggctt gttagatgtt ggttgtgata 218520
tatgagatag atgttatttc atttagacct caacattcct gtgcgtgaga tacttttatc 218580
acatcttaca gataaggaga ctgtactcat tcagttgtgg agctgagatt gagtagagtg 218640
gctattacag cagttgagtg ctgagcttat caatatatgt tccactcctc aggcttcatt 218700
taaagtagga tgcccaaaca gcaccactgc cgtagagatt tgagttaaca gcagtactta 218760
ctgaggttta aggctggcag ccagtgtcct tgcagtaaaa ttatttgcta gggactcagt 218820
acttcataat ctatttgtca gatttactcc taagcttctg tgttgtttta ttttttttct 218880
gacaaaagta gtgcatattg tcaaggaaaa actaggaaaa taccaaaaaa aaagattttt 218940
gaccatgcat tttaatactt agtgactaca aacattttcc tattttatgc atatagattt 219000
taaataaacg tgagatccta ttgtatctgt tttaatggat aaacattgtt tcactgtttt 219060
aagattctga ggtgatttat actgtcttgc cattgttaat tgcagcagtt agccttgttg 219120
ataaatttct gcatggatcc aagttttgtt ttccaggagt ggagttgctt ggtcaaagga 219180
aatgcacatt taaggttttt tggtgattgc atgactgact tccctgggcc ctcgccaaca 219240
ctaggtagta gtattgggag gaaggggtga accaatcctg ggtgctccaa gattactagt 219300
gagcctgaac attttctata actattgtcc acttgagttg ttgttttgtt ttttttttgg 219360
tggaggcggg ggtgggttta agaattgctt atcctttgct tgtactaatt atcttttcaa 219420
caaatatttc tagattactg ctaaggacca agcactgtta tcagcctgag ataaggcagc 219480
acactagaag gaaatccttg ctccttttga gtttgccttc caaacatgga gatcaatata 219540
taatgttagg tagtaatagg agatacatgc agttgattca tgtcatttgt agtagttatg 219600
gtcaataaag ttgccttgaa cactgaatta gtataaactg aaatactgtt cctaggggaa 219660
ataggttcct gctagcctgt ggtcatgaga tttttgtcaa acaatcacta tataaccttt 219720
tctgtttctg tttaaagaca tgttatttga tctatatggt tgattcttta cattaacatg 219780
gccaacagca ctgtaactca gcctgaacga agcttatctg acacatggtg ttctccataa 219840
ggcacatcat agctttctgt gcttaggaac actagacggc acttcagcac tgcacttgag 219900
gacgttttaa acagtgaaat caacaaaaag cacaaaaaaa tgcaacaata ggctgggcaa 219960
ggtggctcac gcctgtaatc ccatcactta gggaggccga ggcgggcgga tcacgaggtc 220020
aggagatcaa gaccatcctg gctaacacgg tgaaaccccg tctctactaa aaatacaaag 220080
aattagccgg gcgaggtggc aggcgcctgt agtcccagct actcgggagg ctgaggcaag 220140
agaatggtgt gaacctggga ggcggagctt gaagtgagcc gagattgcgc cactgcactc 220200
cagcctgggc gacagagcga gactgcgtct caaaaaaaaa aaaaaaggaa caataacaaa 220260
gacactagtc ccccaaaaat acacttgttt acagtgtgaa ctgaaagagg aaggtggagt 220320
attgacttgt ttgacctcag ctggaaatgt gcacgtcctg tgactcaaat ttttctctgt 220380
tctgtgcatg catgtccacg aataaccaca agaagcactg aaagcattga tttttagggt 220440
tacaaattaa ttttagcaag taaatgaatt cacaaatacg gaatctgtga gtaatgagga 220500
ctgattcttt ttttttttgg agatggagtt tcactcttgt agcctaggct ggagtgcaat 220560
ggcatgatct cggctcactg caacctccgc ctcccgggtt cagcctccac ctcccgggtt 220620
caagcgattc tcctgcctca gcctcccgaa tagctgggat tacaggcttg caccaccatg 220680
cccggctaat ttttgtattt ttagtacaga cggggtttca ccatgttggc caggctagcc 220740
tcgaactcct gacctcaggc aatccaccca cctcagcctc tcaaagtgct gggattacag 220800
gcgtgagcca ccgcgcccgg ccgaggactg attcttatgt cagatggcac taaatgctat 220860
ggagaagagg agtggatgag agggagaagt attttagacc aggtagactt ggaaggtttc 220920
ttggaggtgg gtgatgtttg agaagaggct tcaataaagt tagggagctc gccatgtgat 220980
tgcaggaaga gcgttccagg agaacaaaag tcatgaagag tgagtgctag gcatgtgtct 221040
ggtctgtttg ggctgctata acaaaatacc ttagactggg taaaatgtat aaataataga 221100
agtgtattgc ttatagttct agaagctggg aagtccaaga tcaaggtatc agcacattct 221160
ggtgaaagct gctctgcttc atggctggtt ctctcactgt cctcacatgg cataagaggg 221220
gcacagagcc ctcaaccgtc tctccagtgg ccccatctct tagtactgtt ggattgggga 221280
tttagacttc actaattttg gggggacaca aacattgaga ccacagcagc atgactgagg 221340
ataagcaaga ggccagtgtg gttgagcaga gtgatcagtg aaggagagtt aggacatgag 221400
taaagaggct agcagacacc agatctcata tggctttgta ggccatagtg aggactttgt 221460
ttaagctgag aataatagat aacctcagga aagtttcagg caagagggta acatgatctg 221520
atctgggttt taaaaggatc actgaagtgg ggagactgtc tacagatggt ctgaatagga 221580
gtcctagtct attacaatct ccttggagtt tagggtggta actggaggtg ttcaagagta 221640
gttggattac tgttggattt caaaagtaga gccaacacga tatgtgcatt ggctgtgagg 221700
tagaagagga gtcaaaatga actccaggtt ttattgactg agcaattgtg ccatttcctg 221760
agatgggtca gatttgggaa ggaaagaatt taaaggggat aagataatcc cattaggagt 221820
gtgttaagtg tgagattcct attagacttt cgagtggaga tgatttaata ggaagataga 221880
tctgcaacac tggagctcag cggagaggga caccctggag atagccgttt gggaattagg 221940
aatgtgtgga tcatgttata ggatggggtc atttagggac ttaaaacagc tctgaagaac 222000
aaaaatggtg ccttgatctt ggacttcctg gtttatagaa ctgtgagcaa tatatatata 222060
ttttttttcaa gacagagtct tgctccgtca tccaggctgg agtgcagtcg caccatctcg 222120
gctcactgca acctccactt cctggttcaa gcaattctgg tgcctaagcc tcccaagtgg 222180
ttgggactat aggtgtatga caccatgccc gactaatttt tgtatttttt tgtagagaca 222240

FIG. 6E3

gggttttgcc atgttggcca ggctggtctc aaactcctga cctcaagtga tctgcctgcc 222300
ttggcctccc aaagtgcttg gattataggc gtgagccacc atgcccagac taaatttcta 222360
acatttataa attatccagt ctaagatatt ttgtgatagc agcccaagca gaccaaggca 222420
aaggccaagc acacttgctc ctcctgactt ttgctcttcc tggaatgttc ttcctttagt 222480
cacatggttg cctgcctagc ttcattcaat aggagtgtgg tgccctgaaa atacaaggaa 222540
gaatgctttt ctttttttta aaaggaaggg atgattatct gtcagatgct gctgaaaaag 222600
agtaatagag taattggcca ctggctctgg caatagggaa gttagctctg ctaactccac 222660
atgaacagtt tcacatgaac aagtgtgagt gggctcaaga gaagggatgg tgagaaagtg 222720
gagctatgga ctcactcttg aaacattttc tggtgcctcg tagggcaatg tgaggtcaag 222780
gtttttgtta ctgttctgaa gatgggagag gctgacacat ggatgttgta ggtgagagaa 222840
ggggcgcttg cgggggcaaa cttctccagg gatgggattc cagtgtctaa gaggaggcgg 222900
tgtgacccta agagctagaa aaattatttt attaatagga aagacaaagt acttaggctc 222960
agatgctaag agatttgctg ataaaagaat gagaacggtc tcttctgatt attttcttgg 223020
ggaaataaat agatcatcag ctgagggtgt gaggggagaa ggagttgaac atggaggaag 223080
acaggtgtga aatattggtc tcagaatgga gagcgaattg aatagggaca tgcagtgggc 223140
ttgctaagct gtgcggagag cccgtgggaa gtttatggtc atcaatttaa tggcgaccag 223200
ccaagatggt ggtttatttt tctccagttg tatttaactg ctcaggtgca ggacagagag 223260
actaagtgtg aagttaattt cagccaacgt agaggaattg tcaggcagat gggacaagga 223320
gatagaggag aaaaggaata aggcttcctg caagggtaat gattgtaggg atggataagt 223380
aaggaacaca ggaagtggct gtctgctgag tggtggcaga gctcagtggg tcagagcaag 223440
gttcaaagaa tggcagagag gcacttgtgg aggaagtaag ctggctagaa agtagtgtgc 223500
ttgaaattaa gcttctggag atagcaaggt tacaggtgat gacaaagtct gagtatgaca 223560
aggaaactgc agggccagag ttggcaagaa ttcatgaaaa atgaggagaa agaggcacca 223620
agaggctggg atagcacatg gattgtctct gtgtgaggca aagtcatcta aatggcagca 223680
gtggccctag cagaaagaaa tatacagtga gccggagcaa aaatcctcaa ggacaggcag 223740
aacgccatga aaacggcaga tgacagccaa aggagcaggg gcaggggctc agtccaaagt 223800
gtttcagagt cactggaggg ttgagtggga aggggaggga gtggctgaaa tggcaacaag 223860
gaagaacctc tctcatctcc aggcccaaaa gtatgtggaa tgcgggagat aagacagcca 223920
ccactggcca gggctgtaaa gggacattca gcgaatattc aggttccatt tagcacgaca 223980
gcagggaagg gactgttggc agaaaaaaac tggggcagtg ggattaaaga cagaccacac 224040
attccaaaag gcaccgtggg agggtcaggg ggcgaggtta ggtctaggct tcagtgtcct 224100
gggagactca gtcttcacag ggtgacagcg atcaagagtg cagcttaggc tgggtgcagt 224160
ggctcatgcc tgtagtccca gcactttggg aggccgagac gggaggattg cttgaagcca 224220
ggagtttgag accagtctga ccaacatggc aaaaccccat ctctactaaa aatacaaaaa 224280
tcaactgggc atggtggcgt gtgcctgtag tcccagctac ttgagaggct gaggcaagag 224340
aatcacttga acctgggaag cagaggttgc agtgagctga gatcgtgcca ctgcactcca 224400
acctgggcaa cagagtgaga ccctgtctca aaaacaacaa caacaaaaaa gaaaagagta 224460
caacttatga aggggtctcc tggggagagg gtttttggga ttctcctgcc tctcaaagtg 224520
ctgggattat gggcgtgagc caccacaccc agccgaggga ggctgagttc taattgttgt 224580
atctctcttg ggattggcct cctgggcagt ttaaaagaca aggcaaggaa tcttttggag 224640
aaagagactg ggggcaaggt gtgtctgaac aagaagtgtg agaagctctg tgggctccct 224700
tcagacttcc agtcgttgaa ttgggatctc atttatatca gctctaggtg taacgatatt 224760
aaatcttctc tgtcatttgg caattttggt ttatgcttga tcatcatttt taatgtttcg 224820
acatgtagaa gtttaacatt attttacatt cttttccttc tggcatcatg ttttagcaag 224880
attgtttcca ccaaaagaat atatatatct tctaatgaaa ctacgtttct ttttttttt 224940
tcctttgctt tctcttttgg tatatgaatc tttgattatt tgtaatgtat tttgatgtgt 225000
aacactgaag tttctatttt gtactatttt tttccccaaa cagtaaactt attgttcaaa 225060
tacttattga acaaccttca ctattcttta accatttaga atacgccatt cacatatctt 225120
tcatactaca tttaataaca ttttttaatt aaaaaatatt ctactgattt gtttattttg 225180
agaccaggtt atgaaactgg ctaatttttg tatttttgtt aaataccgaa attcactgtg 225240
ttgccaaggc tggtctcgaa ctcctgggct caagcaatct gcccaccttg gcgtctcaaa 225300
gtgctgggat tacaggtgtg agccgctaca cccggccaca cccggccaac acatattatt 225360
tgttattaca tttaattccc acagtacatt gaaattatca gggaaaagtt ttcagtgaaa 225420
cattattgaa cgccacatta aaagtgtaaa ttacaaagat ttaatgccaa tttttcagaa 225480
gaaaaaagac caggaggaag gtctatgaag ttttagccag tctctcatcc acctaccatt 225540
tcacgatcat gcactgtgta agtcaggaaa agagtaagaa aagtgaaaga tacaattgat 225600
tagagagttt tgctggatac tatagatgaa aagaacacaa aatggaacag cctcttcaag 225660
cttagagtca acggctgtag tcccaaagac tgtagtcaga ggcggtaggg ccaaaagaca 225720
tgacttatgg cattggagga agaggatgct ttgggagttc atggtagaag aggcggaaaa 225780
aatctggtgg attaaagaaa gcatcccaaa gtgacattaa actaatgact aaattctgag 225840
ctgttttcag gggcaaagcc tgtttgggca cccctgccac acttaaagag tcacctaggt 225900
atggttcgtg ggctctgaac aggcctgctc agtgaacata tttgtgactg tttctccggc 225960
ccttttagct gtattgagta aaatttaaag agaccattgt tttggcctaa gctcctgccc 226020
taggcccaaa gaacagacca aacctgaatg gcttcacttg tcctaggtgc tgtgtactca 226080
aactgaactt tgaaacaggt cggtttttca aaaaaagcaa aagattcaca gcaaccaatt 226140

FIG. 6F3

agaagaggcc cggtcaacct gagccagcat gatgaggctc ttctgcttta atcctacaag 226200
gaaagaaact ttgaaatgac caatctgctt tcattcttgg tttctgcttt ctttggtcta 226260
tttctgcctg taaaacctat ctcctctgct cagctcattg aagtaccctt ctatttatag 226320
atgggatgct gcccgactca tgtatcgcta gtaaaagcca attaaattat tacactcgat 226380
ttgttggaat tttgctattt tgacagcttt tcaaaaacac cagtaggttc acatccctaa 226440
ttccccagcc agtgttccct caaggaacca tggaagaagc aaaggtggct gaaaggcgcc 226500
tcaggatgct tctaagcacg gcacatccat gaaaaggcac ttactaatat ttgcaggata 226560
gcaaagcact gcagtgacga taaatctagt attggagaag ttcaaaataa tcagtagatt 226620
aacacagaag ccagagctta tagggagaaa aggaacccta tgaaatactt caaatccgaa 226680
aacgaacatg catttcctgt ttagttagtg caggtacgta aaagcttggt aaagtaccct 226740
tcttgccagc tttctctttc ttacaagcct tttcactggg ctgggaggct gatattatct 226800
aaatatgctg aggaggttca agtatctcca caactcacct cagagtgaat gctccctctg 226860
gccttaaggc aatataaacc agccctgttt agcaggatag caaaatgttt gcggttgtaa 226920
actggtgtcc cattggctgt ggcgcttgtg gtgtaaagaa tccctgtgct tggtaattaa 226980
tagagaaatt ctatatttta aacttcagtt gtatattggc tcttatccat ggcagatttt 227040
cacgtatgtg ttatttttt atttattcag agccggagtc tcgctttgtc gcccaggctg 227100
gagtgcagtg gcgcgatctt ggctcattgc agcctctgcc tcttgggctc aagcaattct 227160
tctgcctcag cctccctagt agctgggact acaggtgcat gccaccacgc ccggctaatt 227220
ttttgtattt tagtagagat ggggtttcac cgtgttgctc aggctggtct tgaatttctg 227280
agctcaggca atccgcccgc ctcggcctcc caaagtgctg ggattatagg tgtgagccat 227340
catgctcggc cctatgtgat atttattaca atgaattcca atgatcagac ctatactcaa 227400
gtataagtga atatatcatt caatgaagta taaatgatca ttatgttcat attcacacat 227460
acaataatgt actcaagttt attgctaagg taattcagaa tctccttatt ttgaagtgtg 227520
catttgatat acctgtttgg gaataactag tttcttatct ttgacagaaa ataattttgt 227580
tgttttgttt ttactaaaaa agcatggtga aaaatggctc catttctaag agaggtaact 227640
aaaatatcgc aatttgctgg gtgtcattaa agtaactcac aagggaaaaa atgcaaattg 227700
gtatctgctg atggagtaaa tctccgcaga agtgatgacc ctgaaaggat caatatatta 227760
aagcccctcc cagctggtca ttccagattg caacaataaa gcattaagtg ttaaaacctc 227820
aaggcagctt ttttttttt tttttgtctc aagtccttta ttattaattt tatagaccta 227880
cttaattact aagccaaaaa aaatcaaact tgtttctctt tgtgacttgt caatagtatt 227940
aaactattct ggtttttat ttttgtgtta ccttaaagtc tccagtttag taatttttct 228000
gtacctaaac acttcggatt tgacatgctt tgtggccttt atcagtagtt agaatgtaaa 228060
tccaataaat aaagtaaaag ccaggtcttc aaaacctggg ggccaagaac tctgttttag 228120
agggcctgtg actctcttgg acactggaca aaatctcatc tctaaatatg gatattttag 228180
ggagagggtc tttaggctgt catttggatt ttcacagggc tccatgtatc cataaggtag 228240
tctcttggga agtttgactt caataaatga agtttaactt aaacctaaaa tgaaatttaa 228300
ctgaaaaaca aaatccaatg aaagatgctt tcttatgcaa aaacaaacaa acaaaaaaaa 228360
aacaaaaaaa ccccaaaaaa cccaaagcca aagattgttt ctgaaattag gttctaggtt 228420
ccagagcaac tccatggtgg ggaatcagcc acatgtaaag taagctaaga gtttggacaa 228480
tttgtaatat ttattcctag gtttctttaa gacccttca gattttgaat tcctattagt 228540
agcatcagcc aggttctaaa tgtaggcatc accatagaca cttccccact gctgcagtcc 228600
ccaacacttg cccaattttc ccttgaattg cacccatgct gccttctcca ggcctatttg 228660
aacccagaac ctcgttgtgc ctcgtttgaa atataatttc ctcctaacta gtctctgatc 228720
tactatttcc cctacattgc tgccacacta atcacctaaa atagatttca ttctaccctg 228780
aaacagaaat ctctaataag ttactcccct cccttacggg gtaaagttag ccacatccta 228840
ggtattcaag gaccttccag gagctaagaa catttccccc gcaccttctt gaagtacact 228900
tgtcctatgt actggttatg ttcatttctt accctcgctc tcgttttgtc tggaattttc 228960
cttggcctta aatgcctctc acctgcctgc ccacatctct cagggttgtt tcaaatcctc 229020
aatgaaggct cacagcccca gtctatgttg gccacttact tcgtggcctg ggaacatttt 229080
tctttggctg acttgctgac actccatcag atgcattttt atctggttgt ccatctgtga 229140
accataccct gagaaggcag agagtgcctc tgcactgaac atgtgctagg ggacaggtct 229200
gtgctagagg ggcaagcact gggaatgaag aactggtccc tactcccaag gagttcatat 229260
ctcagtggag gtgacaagca actcactgtt tccgggggtt gtggtgactg ctgggagaag 229320
gggtgtctat attagatcga agcagcatca ggggaggttc cctgagaagg tgatgcctca 229380
gcggatgtct cccagctaag tggggtggag gtggagaagg gcagagcagg gagaggatct 229440
aggtggggcg tgtaagtctg catgggtaac tcagggaacc cttggtaact gcatgtaact 229500
gtgtgaagct ttcatgaagg aacatggtag gagactaggg tatggactat agaagcccct 229560
ttgctaagct caagaatttg aggccgggag cggtggctca cgcctgaaat cccagcactt 229620
tgggaggcca aggcgggcgg atcacgaggt caggagatcg agaccatcct ggctaacatg 229680
gtgaaacccc gtctctacta aaaaaaaagt acaaaaaatt agcggggcgt ggtggcgggc 229740
gcccgtagtc ccagctactc agggagctga ggcaggagaa tggcatgaac ccgggaggcg 229800
gagcttgcag tgggcggaga ctgtgccact gcactccagc ctgggcaaca gtgcaagact 229860
ccatctgaaa acaacaacaa caacaaaaaa tttgaagtgt atcttgaagg aaatcccttg 229920
gagcctaaaa atgatcattg ataacagaaa atgatctctg ctctcgccta gggtaatata 229980
ttcagcttca aagtggaagg gcatgttttc caagggcatg ttttctaagt ccctgtaatt 230040

FIG. 6G3

gtagtgatag caaatatatg ccctgcatct tgaaatgtaa gactaggttt gaacagtata 230100
taaattatct tatgatctaa tttcccctca ttttgtggtt tctactataa gctacccaga 230160
agtgtagaca ggacgtttgg aatttgatgg gcatcggaaa gattcctacc taagaacatt 230220
ttttttttt ttttttttc tgagaaggag ccttgctctg tcacccaggc tggagtgcag 230280
tggcacgatc tcagcttact gcaacctcca cctctcaggt tcaagtgatt ctcctgcctc 230340
agcctcctga gtagctggga ctacaggtgt gcaccatcat gcctagttaa tttttatatt 230400
tttaataaag gcaggatttc actatgttag ccaggctggt cttgaactcc tgaccccatg 230460
atctgcccac cttggcctcc caaagtgctg ggattacagg tgtgagccac tgcgcccggc 230520
ctctaagaaa atttttgaga gctacttgtt ctgttgcctg gaattccacc gtaagtacga 230580
cgttgtgtct ccttctccag ggctactaac taaacaacag agggtattgt gttatcgaca 230640
attatttgat tgataactat cagcaaacat ttgccaaggc attcctttaa agatagccta 230700
gtgactctat taactactcc ttcttccagg cttctaagtt ctgttggagg taagtagatc 230760
ccagagataa agcacctacc ataggacctg aatcttggta gaaataaatt atatcatcat 230820
gttatcatat tatcatgtgt ttttctatct ttaaagtctt atgtgaatat tctgcttgaa 230880
aaatatgtgt cctctgttag accagagttg aaaatatgtt attcaagaac ttgtaacagg 230940
aacccgcaca atttctgctg gagtttaatt tcagggttaa ttctgtcagc aatctaaggt 231000
aaacattaac atttttccct agattcaagt ccgttgtcca aaagctgtaa cagaacttaa 231060
ctgaataaat agtttcttaa gatggtaagc ttccatatgc ttataatgac tcctctacac 231120
gttttcatct ggaaggctgc tcatgctttt ggaagcaaag aagacaatct taaataacta 231180
catttgcttt ttggtggtgc cagatttttc tgagaaacac caatggaatt tataaattca 231240
ccagtcaatg ggcaattgag ttgctgtttt gctattacca ctgccgtttg tgagcattgt 231300
tgggaaggtg tcttgaagca cacgtgcaag tttcccttgg ataagtagta ggaatagaat 231360
tgccaaacca tggcttccag tgcagacaca gtctctccct tgggcccagc cactaggcac 231420
cacacattaa gaggatattg tctgtccatg tcctagaaac gttgtagcat catgctccta 231480
ttcgattaaa aatctcatta ttaaaatgaa ccatcgggta aatgttgtct cgggaaaaga 231540
agcactgacc gtccctgggt gggctcgaac caccaacctt tcggttaaca gccgaacgcg 231600
ctaaccgatt gcgccacaga gacccagtta ctcaggccgc gctgcggtgt gtacagattt 231660
ccgcggcgcc ggcagccgct ctagccaccc tgggcgtcgc caccccaggc gttgccaccc 231720
caggcacggg ctgagaagtc gcggggcgcg ccgaggaggc agcggaagcg gccgaggtgc 231780
ccagcggccg ccgcgggggg agaggctgtg ccccggcgcg cgggaggggg cgggcgaggc 231840
cgcgtgactc cgggcttctc tggggacgaa gcgcgccccc cgtggcggca gcggccagtg 231900
gtccgcagtc ggcccggact cggggtagga aagatcctct cagcaatggc tgcgcgccat 231960
gcgtgctctg cggcggggac cgtgccggcc gggcgcgcca ccagtaacca gggacccagg 232020
ggagaacctg ccaaggggaa taggtcgcac ggagagaata cgacacgctt ggagggaaga 232080
accacgtgct gtacaggttt aaaggatgga gagtcacgtg cgcttaggtc ccaaacttaa 232140
gggacctaac cctttttctg ggttgccgct attgcccctt ctccttagac agtttttcat 232200
ctcatcacct ctcaccccgt aaaatgcaac gaacatagat aggctgtgta tcaatgtaga 232260
ctgtatgtat atctgtgctt cgtacataaa aagaatatga tttttgccac cttctaagaa 232320
ccaatttgca ccccattttg aggcatatgg cctctgttga gattgcatag tttaggggac 232380
atcaaaaaag ccttatagag ggactggcaa ttaagatagc ctttcagttt gaaatggcca 232440
ttgaaggctt ctccctttcc ctgacttctg aatttttttt ttttttttt ttttttttt 232500
ttgagatgga gtcttgccct gttgctggag tgcaatggcg cgatctcggc tcactgcaac 232560
ctccgcctcc cgggttcaag cgattcctgc ctcagcctcc cgagtagctg ggaatacagg 232620
cgcctgccac cacgcccagc taacttttgt atttttagta gaggcggggt ttcgccatgc 232680
tggccaggct ggtctggtac tcctgacctc gtgatccgcc cgcctccgcc tcccaaagtg 232740
ctgggatgac attacaggcg tgagccaccg tgcccggcca attttttttag gcgcactgtt 232800
cagtggcact aagtacattc acattgttat gcaactatca ccgccatcca tttccagaac 232860
cttttcatct tccgaaacag aagctcccta cccattacac ggtaactcac gattcccctc 232920
ctctagtcgg aacaatcacc attctacttt ctgtcccttt gaatttgact actcttagag 232980
acctcatgta aatggagtca tacggtgttt gcctgtggct ggcttatttc acttaccata 233040
tgtcttcaag gtccatccac gttgtagcct gtgtcaggat ttccttcctg gataaggctg 233100
aataagctgc actgtatgca ggtatcgcat tttgcttttc cattcatctc tccgtgaaca 233160
ttagggttgc ttccacctgc agctatgaac atgggtctac aaataactga ttccctgctt 233220
tcaattcttt tgggaatata cccagagatg gagtagctgg atcacatggt ttgctattgg 233280
ctgtaccatt ttacattcgc accaacagtg tacaagagtc cctatttctc ctcatctatt 233340
ttttttttaa ataatgggca tcctaatggg tatgaagtat catctcattg tggttttgct 233400
ctgcatttct ctaacgatta gtggtgttgg gcatcttttc cagacaccac caatctgaat 233460
tctatggccc ttcgtttact cacttcctcc cagcaagagc catttctgct tcagcaagga 233520
ggaagctgcg actgatagag ggaaagggcc caggggggctt gcagagtggg gcctgtgcca 233580
tgcaaggaga ggagaagaag gtggatcttt gagtaggact atctggagat cctgctttca 233640
caaggtcctt gcttgtgtgc tgggcagctt ttggagctag ttatctttat tttagccctt 233700
gagggatatt taggcatgtg gtgcttgtga gcagccaatc catgaagaag gaactgatgg 233760
tctccacctt ggaaatattg gaagagataa tgccgtccaa attgcagttt tagaagttaa 233820
cttaaaatta tgctatttta atggaatttt gggtgcattt ccattttctt cttaagaatt 233880
gctggaattt cttaagtgtt taggtgatga tctcttttg tgattccttt tttaaaaaac 233940

FIG. 6H3

aacaacaaaa tctttcaaat acataagaaa taggccgggc acggtggcgt aatcccacca 234000
ctttgggagg ccgaggaggg cggatcatga ggtcaggaga tcaagaccat cccggctaac 234060
acggtgaaac cccgtctcta ctaaaaaata caaaaaatta gccgggcgtg gtggcgggcg 234120
cctgtagtcc cagctactcg ggaggctgag gcaggagaat ggcatgaacc cgggaggcga 234180
agcttgcagt gagcctagat cgcaccactg tactttagcc tgggcgatgg agcaagactg 234240
tctcaaaaaa aaaaaaaaga aaaaaaaaga aagaaataga cctttatttt tctgtaactc 234300
cacaaaattt ctattttgat tccctattat tttgctattg tcaacacagt ctcagtcaat 234360
tcaagatcct gtttgtgcct ttccctggag tcatttccaa gtgctaaggc tttggtccat 234420
gagtcgcatg tgcacactca tggctgtaga gggagttttg ctcccggtga aggtcttggt 234480
ggctcttcta taccttgatt gagggaaagg aatcttatgt gaagttagct ttgttgtatc 234540
agatattcca taaagccatt tctgggacag tcccctctgt ttatcggacc acaagcttct 234600
ctgtcctcat caagcccacc tttatacttc atttctccag acttcatgtc cagactgtgg 234660
gatgaacaag tggttataag gttttagagg ctcctgtagg actagatgga aggcaaaaaa 234720
aggaaataac ctttaagcat gctctcgatt ccttaaatcc catctgaaag tcttaaggat 234780
gtcttctcag tcatacttat ttgacaatat tacctaattt tctccattag cccaagctca 234840
ggggtctttc ttcttccata ttcacatggg tgcaatggtt ttctgaaagg aaaacagcat 234900
tactagggca gtaacattta attaatcaca ggtacttatc aaactacaaa acaggcattc 234960
caggaactgg gtgtttctgt ttgtaaaatt acactctcgt gtacatgctc ccactaaaat 235020
gtaagttcgc tgaggatgga ggttttggtc tctttgctct gtgctgtaac cccaacactg 235080
cagcagggcc tggcacatag caggcatgca gggactatgc actgaatcaa tgaggaaatg 235140
aaaaccagga ccatgaagta aactggacaa aataaaatgt gatagaaaat ctaaattcct 235200
aatacataag gagcacttat caattgatat ttacaaaatc tttttacaat tcaattaaag 235260
acaacataaa acaaataaga atggggacag gaacagaaaa ttcccccaaa gaaaaaaata 235320
tatatacatg gtacagccat tgtggaaagc agtatggagt tctcaaaaat attaaaatag 235380
aactatcata taatccagca atcccatccc tgggtatata tctaaaggaa atgaaatcag 235440
taccccaaag aggtgtctgc actcccatgt ttattgcagc attagttaca acagccaaga 235500
tatggaatca acccatcagc agatgaaagg ataaaggaca tgtgatacat atacacaatg 235560
gagtagtatt cagccttaaa aaagaagaaa atcctgtcat ttgcaacaac atggatgagc 235620
ctagagaaca tactaaatga aataagccag gcatagaaag acaaatgctg catagtctca 235680
cttaggtgtg gaatctaaaa aagtcaaatt aaaaaaaaat gtcaagcaga gaatagaatg 235740
gtagttgcca gggactctgg gaagtagcag gggtgggggt ggaggggagg ggatgggcag 235800
aagttggtca aaaggtacaa agtttcaggt agacaggtgt aagttctggg gatctattgt 235860
acagcgtggt gactgtagtt aatactgtat tgtgtactta aaaattgctc accaaaaatg 235920
ttctcaccaa aaaaatgatg tttggatatg ttaaacagtt tgatttaatc attttgacgt 235980
gtgtgtgtgt gtgtgtgtgt gtgtgtgtgt gtatacatca aaacatcaca ttatatacca 236040
tatacaatta atatatacaa tttttgtcaa agaaaaaatg cacatgacca atatgataaa 236100
agtttagtct cactagtaat aaaaatcaaa attaaatgaa ataaaaattt ctttccccaa 236160
atcgcaaaag agaaagaaag gtaatactaa aacacagtca cggtgtagtg agagggctgc 236220
tctcacacag gactgatgag aataaaattg gagagcagtg tggtaatata catattaaac 236280
aatgtatata ccctctcatt ttagaaattc tatattagaa atccatccta agaaaataac 236340
cagggatgtg atcaaaattt tgaatgcagc agcacagtat tatttataat agttataaat 236400
aagaaacaac ctgaatgtcc agcaacaggc aaaaatgata aataaattgt ggcatattta 236460
agctggtggc tcatgcctgt aatcccagca ctttgggagg ctgaggcagg aggatctctt 236520
gaggccagga gtttgaaacc tgtctgggca acataacgag acccagtctc tacaacatat 236580
tttttaaaat taggtggggc atggtaactc atgcctgtaa tcccagcact ttgggaggct 236640
gaggtgagca gatcacctga ggtgaggagt ttgaaactag cctggccaac atggtgtaac 236700
accatctcta caaaaaatac aaaaattagc cagggtgggg tgcgttcctg tagtcccagc 236760
tactcggcag actgaggtag gagaatcact tgaacccggg attcggaggt tgcattgagc 236820
tgatatcatg ccactgcact ccagcctggg tgagaccctg tctcaaaaaa aaaaaaaaaa 236880
gaaaaagaaa aaattagctg ggcgtggtgc tgtacgcctg tagtcccagc tattccggaa 236940
gctgaagcgg ggggattgct tgagcccagg aatttaaggc tgcagtgagc tatgattgtg 237000
ccactccgct ccagcctgag tgagaaagca agactctgtc tcttaaaaaa aaaaaagtga 237060
tatattttta aaatagagta tattacttat atagacatca aaaacaatat tttcaaggga 237120
tatttaaaaa cataggatca tgacaaaatg taaagttcaa aggtaagatg gagaatggag 237180
aactgtgggg aactgtataa tctgacaatt cgtagttgca tacatctttc tgtgtgctgg 237240
tgctgttaga acactttgta cgcatcacct catttaagtt cagcatccct aggtggcaga 237300
tactattatt atattccagt tttgtttcac gttgtatatg cggtgtgagc cccaatatgg 237360
gatgtgtgtg tgcacatgtg cagtatttgg aaagttctat gaaatattat tagtggttat 237420
ctctgggagg tgatttttat tcctttttcca gtatgttctc aagcatttgc tgcaagcagt 237480
cttttgcggg gccagggttg agaggcagca gcagtttccc taaattacag atagagggag 237540
gtaggtggtt atgcttggcc agatctctgt ctaggggtag aggagtgcct gtgtgtgggt 237600
agggacaccg gcgggggggct ttgccaaaca cagtggaact gtcacgctgg tctctcttct 237660
caactctttc actcacctga gaaaagggtg tctatggacc atgcacactt ctgtggggaa 237720
ttttacaaga tgtgaatcat cagtgatgaa gatgctttca tttaaaaaga attggagtac 237780
ctgagattag agataacttc tacccttta aaatattttt aaaaatttct ttgcactgat 237840

FIG. 6I3

```
ttttttttctt cgtttttatg agttgttttc atttgggtgg gataactcaa tctacaggag 237900
aatattaaga ctttttaaat tttaaaaaat atactttcaa atacttaata cattttgtgt 237960
taaatgacag ccagcagata ttgactgaat tgggctagat gcttcaggga tctcccttcc 238020
atttaagact ctccgagagg ccattcctga ctgcaggtca ctgtattatt tttaatttta 238080
aaatttttac ttacttattt tatttaattt tatttttttga gacagagtct cactctgtcg 238140
cccaggttgg agtgcagtgg cacaatctca gctcactgca acctccacct cccgggctca 238200
agcgattctc ctgcctcagc ctcctgacta gctggggtta caggtgcagg ccaccacacc 238260
ccgttaattt ttgtatattt agtggagtca gggattcgcc atgttggcca ggctagtctc 238320
aaactcctga cctcaagcga tccttccacc tcagcctccc aaaatgctgg gattacaggc 238380
ctgagccacc ccactcggcc tactttatta atccacttgc agaaacagga tatacacaaa 238440
aacgtttcaa ggctgtaagt gccactgcat ggcaccaatg gtaaacgttt tacaaatttg 238500
agtcaggaac aatcattagt gtcactagca acaaaaatca aaattaaatg aaataaaaaa 238560
tttctttccc caaatggcaa aggagaaaga aaggtaatac taacacgcag tcagggtgta 238620
gtgagagggc cgctctcaca caggactggt aagtacagag ccatggagta agcaggtctt 238680
gagctgacac tggagaggat ccttttttct ttttatttct atttttttag agtcagggtc 238740
ttgctttttt acccaggctg gagtacagtg gtgccatcat agctcactgc agcttcaaac 238800
tcctgggctc aagagatcct cctgcctcag catccccagt agcagggacc acaagtgaga 238860
ggatccttta gtgttgtcaa ggagaaggaa cagaggtgtg gatgggtggg cacagacaca 238920
ggagcacagc tgaagcagag gattacaaag ggtggagcct gatgtaaaga aacctaatag 238980
gtgacagagc atggaggctc ttgaatacca ggctggaaac tgcattagga acggtgctca 239040
taattgcaga aaatttttaca tggcctagat agtcatcaaa ggatgatgta caaacaacta 239100
tggcatattt atacaatgtg ccgacaggat gcactgaaca ttttgaacaa caaagagact 239160
tgataatggc gaggttttga ggaggtgaat caggatgcaa aaaaagcaaa caactaataa 239220
agttgattga tgacaaacac tatcaaaagg cagccaggag aaaagctact ggttacctcc 239280
agggagctgg tgagggaggc tgggtgggag gatctaccct tctgaattct gagggcacct 239340
ccagtgtggc cctcagaaag caggagcttc caggctagaa tcagatcccg acatccctgt 239400
taattccacg gattccacac cgagtcagat ttatgattta ctatagggtt ttaaaaacca 239460
aattgcaggg atgctagcct atcacagctt atctcagaca ttgtccacta aggtatacag 239520
agtgctgcct gttcctttgg taccctaatc aggaaacccc atcagatctg ctccttccta 239580
tggggtagtg agtaacacga aggcttacca tctcacacag ataactggtc ataggtccag 239640
cagaagttta aaacagaaaa tgaggaaagc catgtgatta actgctgcca gactgtttgt 239700
gttacaaaca gcagttcctt aggcattgcc tgggacatgc aataatttct gttacacaat 239760
ctgtggtagt taaaatgctg cacgatgaaa gctatctgat ttggattcat tattaggtga 239820
gccatctcgt ctgcaatttg gttccaccat tttcatttaa caaatgtaaa aaagtttatt 239880
aagctcttac aaagttatgc tgggcaaata tgcaaaagtc cagatcacct accgcaggaa 239940
ctaatctagc ctcctctctg ggcaccctgt tgtttggggc tgggcagttc tttcctgtgt 240000
agaaccatct agggctgaat aggtcattct gacacctggg cacctctgcc tgctcgtaaa 240060
tgggacaatc agaaagggcc cttatgtttc caaactttct ttaaagtagc tgttctgaaa 240120
acatggtcca gggacccctg attgtccctg agacctttga ggggatcttc aaggttaaaa 240180
ttaatgtcat aataatacta atatgttatc tgtctttttt cactctcact ttctcacacg 240240
tgaacagtgg cattttccag gtgacagagt gtgtgataat gaacctaact gaatgcagaa 240300
gcaaacatga gaacctagtt ttttcaatca aaccagacgt gaaagagatt tgcaaaaatg 240360
aaaaaacaat gctatcctcc tcacaatatt tttgttttag aaaataaagt tatttttcct 240420
agaaatgttt ttgagtttat cagtcatagg tttattatta taattaaaaa atgaaatata 240480
catacacaga catatttttt aaagttctca gttttaatct ctttttttttt ttttttttttt 240540
ttgagacgga gtctcgctct gtcgcccagg ttggagtgca gtggtgcgat ctcagctcac 240600
tgcaagctcc gcctccctgg ttcgcgccat tctcctgcct cagcctcccg agtagctggg 240660
actacaggca cccgccaccg cgcccggcta atttttttgta tttttagtag agacggtgtt 240720
tcaccatgtt agccaggatg gtctcgatct cctgacctcg tgatctgccc acctcggcct 240780
cccaaagtgc tgggattaca ggcgtgaacc accacgcccg gtctcagttt taatttctaa 240840
tacagtaagt attgatcagt gtgccccaca ttagtaaaag ctcttggggt cctcagtact 240900
tctttttaag agttgtcaag gagtcctgtg accaaaaata ggagagccac tgccctagaa 240960
ggacagcccc agcccgggtc aggaacaact gggacagaac ctactgctcc tagtggattg 241020
taatatgata ggatttaacc ttcaaggttt caactcttgg caagagtcca tgaggggcca 241080
tggtttgtcc tgagcattgc ttactgttaa caggagcaag ttccttaggc tggtgagcca 241140
agccagcctg acgctggcca tggacatctt agtgggctgc ttgttctagt gtgggttttc 241200
attttatggg aaatgtcatc tgctctaagg ctcttctcat ttggggaaat cacaagttct 241260
cagaatgttt gtctctcttg gttggggcct ctataattaa attataaaac agaggtaatg 241320
gttaagtaat gcaagatttg acagaaacca cagaggattt agggtttaat ttgagtgagg 241380
caaaggggggg atgaagatga gcggtcctgg agacaagaaa aagattggat gaagctgggc 241440
acggtggctc acgcctgtaa tcccagtact ttgggaggcc aaggtgggca gatcacttga 241500
ggccaggagt ttgagaccag cctggctaac ataatgcaac cccgtctcta ctaaaaatac 241560
aaaaattagc caggcgtgtt ggtgtgtgcc tgtagtcaca gctacttggg aggctgaggc 241620
atgagaatcg cttgaatccg ggaggcagag gttgcagtga gcagagatca tgccactgca 241680
ctccagccta ggcaacaggg tgagactctg tcttcttttt ttttgagacg gagtctgtcg 241740
```

FIG. 6J3

cccaggctgg agtgcagtgg catgatctct gctcactgca agctccgcct cccagcttca 241800
agcgagtctc ctgcctcagc ctcccgagta gctgggatta caggcatgtg ccaccacacc 241860
cagctaattt ttatattttt agtagagacg gggtttcacc atgttggtca ggctggtctc 241920
aaactcctga cctcgtgatc tgcccgccgc ggcctcccaa agtgctggga ttacaggtgt 241980
gagccaccat acctggctga gactctgtct ttaaaaaaaa aagagagaga gggagagaaa 242040
gattggatga aacaacagag tggggaggac ctgtgagctt ggtagcttgg tgaaggcagg 242100
gctttattgg gggccttaga ggggatccaa taaaggttcc cagtcatggt agtgacctaa 242160
agaaaatagc attttaacat ctttcatttc ataatagaca gtcacagttt acaagaccct 242220
ttccatacat tccttatgac atccatacta cagcccagag gcaagttgtg cactctctcc 242280
tctcacaaat acaaaaactc agcctctaga ggccagcgac ctgctcaggg tgatgtgcaa 242340
ttcagggatg acagagtcga ggctcccagc ccagtggtta tccctcacag gcacgttgcc 242400
tgtcagtgtg cagtataaaa ctttgtacaa gaaatcaagt tgcattagtc agtcggattc 242460
cccaaatgat cacattgtag atggtgtatg ctgtgggcag agcaagggct gctgtttctt 242520
gggcaaaaca atcagtcccc ctccccccca aaataaatga atgccaatgg tgtgacttta 242580
ttttatttat tttatttttа ttattatttg tgagacagag tctcactctt tcacccaggc 242640
tggagtgcaa tggcatggtc tcggctcact gcaacctctg cctcctgggt tcaagcgatt 242700
ctcccgcctc accctcccga gtagctggga ctacaagtgc atgccactgc acccggctaa 242760
tttttgtatt ttttttaagt agagacaggg tttcactatg ttggtcaggc tggtcttgaa 242820
ctcctgacct catgatccac ctgcctcagc ctcccaaagt gctgggatta caggcatgag 242880
ccaccgcgcc cagcaatgtg actttataat tacagaatgt aggactcagc tcccactatt 242940
gttatgactc aatattctct tagataatgt ttggggcact agcttacagg cagcattgcc 243000
cggtggttaa tgttgtagct ttgcaggcag actgaccata ttaaaattcg atcacaccat 243060
ttgctaagcc tgtggactcg ggcacgcttc tttctctgcg ttagtttcct cctctgtaaa 243120
acacggatga tgctataaac acacccaagt cctagaattg ttatatgagt tagaaaagat 243180
aggcaaatac aactctcaca agacagcctg gcctccagta agtgccactg agtgtttgct 243240
cttattgtac agtggctcca agtgcttctg tcttggatta tttctgacca ggtggctatg 243300
tctcctagta acttaccaat cctgttgagt cttaataagc acgtctttga tgcctacagt 243360
gcgactgaat ttccaggcct cattactgga gacacaatca tcctatatgc ttttttccat 243420
ttgtttttaa taaagtggta catgtgtatg gcaccagatc aaacagtaca gaacaagtta 243480
caatggaaga gaatggcctc ccagctttcc tgaaatcctc aactcagaga caacttttt 243540
ttttctgacg gtttctttat acagcccttt ttgtggttac cttcctaact ctagaaaaac 243600
tattcttacc tctgtttatt tacttagaaa cattagacgt tacctttcaa ctcctcagta 243660
tgaagcttta gttttcagca ccccaggcca ccaccctctt tccaggactt actacttata 243720
ctggtggtag gtggaatttt aaaattcatc agcattcttt tgtgattctc tgtgtgttcc 243780
agttttacag caacccgtac ttgttgcatg agtacagtag aactgggagg ctcataactt 243840
agcctgcagg acttttcact taaagcctgg ccctcagggt gatgtcaccc acctcattgt 243900
gcctggctca ggagtttagt ccctcagttg cctggttgta tagtttggat gttcagcacc 243960
tccaaatctc acattgaaat gtgatctcca atgttggatg tggggcctgg tgggaggtgt 244020
ctgggtcatc aggtgggtcc ctcttgaatg gcttggtgcc ttccccatcg taacgagtga 244080
gttcttgctc tggcagttca cacaagagct ggctttttaa aggagcctgg caccttccgc 244140
tctttctctt gctcttcctc ttcccttcct ttgtcactaa aagcttcctg agccctcacc 244200
agaagcggtg cagatgctgg tgccatgctt ggacctcctg tagaactgtg agccaaataa 244260
actctttcct ataaattacc cagtttcagg tattccttta tacaatgcaa aacagactca 244320
cacatctggt aaaccccagt tgtttgcttc taggtaagac gggaggagtg gggagctggt 244380
gagggtttcc actgcattgt ctattttcag gcaaggtgtc tccactgagt aggcttcaca 244440
ttcagagctc tgggtaaggt gggcaggaag agggttgcag gctgcccaaa ggagggagag 244500
aagaaggctg aatccttcag tgacaacctg tgaaccagag tcttagctct ctttgaatat 244560
tttgttcagt atctttgggt tttgttttat tttgcctagg ggtaaatgct gactgcctgt 244620
tctctggaca ggaatggaga agatggtgct agcagggttg ctgttcatat gtagacattc 244680
atgcagtcac tctcttttca gcacacttct tacttctgcc ctgggttcag ttgctgactc 244740
tgagcccaga aaccttctag ggttctgtta ggtagattgg cttccaccgt ctttgcgaca 244800
accacagaaa attctagact gttttctctt cgggcttcat tagtcaactt gcttcagtct 244860
gtcttgcatc ttctaaatat ttatagatct ctctcttttg ttggagtggc agaaaatgct 244920
agttgaccac ccaatattca aattatcctg cctccttaat aacagaatat cattggatgt 244980
ggtgggtaaa taatataccc taactttcct tgcagagagg ggtggccaat gagatggaaa 245040
tgagagtcat tgggaaagac tcccaagaca tctctttaaa caagacagac tgaagcaagt 245100
tgactaatga agcccaaagc tagcagttgt ttttgtttat ctttgcctct ttcttcttct 245160
tcctgtgggg acaaagggca gtgatatctg gagctgcagc agccattttg gcataatgtt 245220
ggaaaagcca agagactctc agagaccgca gctccagcag ttttttattt tttccaaata 245280
tttgctccac tgcaggagga tgagatattc gtgtttgttg ccttgtgact gtaggaggac 245340
tgcacttccc tgccttgttg tcaagtttcc ccatgtggtc tgctttggcc agtaaaacat 245400
gagtgggaga agcttggtga accattgcat gtctaccagc ttttttgctc tcttcccttt 245460
ggcattagaa aggcatgtcc aggatggagt tgttccttca gcctagattg ggttatgaga 245520
agctagctgg gggagtccag taacatataa agcgagttag aaataaaact ttgttgttgt 245580
aagctatata tatatatata tatatatata tatatatata tatatatata atatgtatgt 245640

FIG. 6K3

aatatataaa tacatattat actttaagtt ctagggtaca tttgcacaat gtgcaggttt 245700
attacatagg tatacatgtg ccatgttggt ttgctgcacc catcaactgc tcatttacat 245760
taggtatttc tcctaatgct atccctcccc agccccccac ccctcaacaa gccctagtgt 245820
gtgatgttcc ccttcctgtg tccaagtgtt ctcattgttc aattcccacc tatgagtgag 245880
aacatgtggt gtttggtttt ctgtccttgt gatagtttgc tgagaataat ggtttccagc 245940
ttcattcgtg tccctgcaaa ggacatgaac tcatcctttt ttatggctgc atggtattcc 246000
atggtgtata tgtgccacat tttcttaatc tagtctatca ttgatggaca tttgggttgg 246060
ttccaagtat ttgctattgt gaatagtgcc gcaataaaca tatgtgtgca tgtgtcttta 246120
tagtagcatg atttataatt ctttggatat atacccagta atgggatcac tgggttaagt 246180
ggtatttcaa gttctagatc cttgaggagt cgccacactg tcttccacag tggttgaact 246240
aatttacact cccaccatca gtgtaaaagc attcctattc ctatgtctcc acatcctctc 246300
cagaatctgt tgtttcctga ctttttaatg attgccattc taattggcct gagatggtac 246360
ctcattatgg ttttgatttg catttctctg atgaccagtg atgatgagca ttttttcatg 246420
tgtctgttgg ctgcataaat gtcttctttt gagtagtgtc tgttcatatt gtttgcccat 246480
tttttgatgg ggttgtttgt ttttttttctt gtaaatttgt ttcagttctt tgtagattct 246540
ggatattagc cctttgtcag atgggtaggt tgcaaaaatt atctcccatt ctgtaggttg 246600
cctgttcact ctgatgatag tttcttttgc tgtgcagaag ctctttagtt taattagatc 246660
ccatttatct attttggctt ttgttgccat tgcttttggt gttttagaca tgaagtcctt 246720
gcccatacct atgtcctgaa tggtatcgcc taggttttct tctagggttt ttatggtttt 246780
taggtctaac atttaagtct ttaatccatc ttgaattaat ttttgtataa ggtgtaagga 246840
tggtttccag tttcagcttt ctacatatgg ctggccagtt ttcccagcac catttattaa 246900
atagggaatc gtttccccat ttcttgagct acagatattt tgagtttggt taccacagta 246960
ttatctagtg gaagttgact tatacagtat gtaataggat aaatataggt gtgtaacaga 247020
atattaagtg ttcgtgtttc aaagctgagg ggaaaatgtt aaaagtgttc acacactcta 247080
aaaagagatt agctaaaact gcttcattaa ccacactttg gggaaaccag ttctgagatt 247140
cttctccatt actctgacag gttggaccct ctggggagca gatctcaaga tcaagttatg 247200
agtgcaagag gtgtgttggg aagcgatggt tgtaaaagaa tcctgcagta gcaccaggca 247260
caagtctgtc cagggagagg aggacttcta ctctctacca gcatctctcc taagtcccct 247320
taggggacgg gggcaaggaa gtgctgggaa gggcagggca tggttcctgg ctaggactcc 247380
acccccctgg ggcctgtacc cacggaccta ggtgaagaca ggcactcctg ccttctcgcc 247440
caacggttgc gtttcccaag atcatcctgg cctgccacgc ccccatctac ctattaaact 247500
cccccacctt ccccaaaccc tagcaggcag acacacatcg gtggaagaag acaggagcgg 247560
ctggacattg aaaggacgtc gagaggagca cacctgcaca ccatcgacca gcggaacgag 247620
gcagagtgtg gctggagcag tcggagggaa gcctgggccg ctgactccag gggaaaacca 247680
tctcctttct ggctcccccc tctgctggga gatactttca ctgaataaaa ccttgcactc 247740
attctccaag cccacctgtg atccgattct tcctgtacac caaggcaaga acctgggata 247800
cagaaagccc tctgtccttg tgataaggta gagggtctaa ctgagctggt taacacaagc 247860
tgcctataga cagcgaaact gaaagagcac acaatagcac acactcattg gggcttcagg 247920
agctgtaaat atccacccct agacgctgcc atggggcggg agccccacag cctgcccgtc 247980
tagaggtttg agcagcggga cactgaagaa gagagccaca ccctcatcgc acgtcctgcg 248040
agggagacaa gggaactttt ccggtttcac ttctgcttgg cttgagctgg cactgaagca 248100
ccctttttccc tcctcactga gggagcagag gggaaaagcg gtagaactaa caggctaaca 248160
atgctcctcc gaaaatatat cgtatttttg gatccctaga gataggtgat cacggcagcc 248220
gcggagtgca tttgggtctc ctttcaagaa agaacttgct gctcagcgtt gaagaatgca 248280
gttggccaac agcctccagc tgctctgtct tcagcatctg ccatggcatc tgagctgagg 248340
tcatgttctt cctgggaggt ccccagcaga aggatcacgt ggaagctcca caagctccac 248400
agatgttcca ggagaggaat aggcagcatt tggaagacat atcctgccat aacagagggc 248460
atttgctagt agagacaaca aacagcaaca gaaatggggg gaagaaaacc acctcttacg 248520
naattcgaac tccggtaccc aagtaaacaa acacacaagc acaaagcact ttctcccatt 248580
tcccctcatt gatcctgtcc gggtagaagc tggggaggaa gtagaatagg gtgaggcggg 248640
gtggggctgg ggggcctaca ccttcttcct tcccccgcag gtcctgtccc tgggccaggc 248700
ttgaactagg ggaatgggaa aagctgtgaa gtgaatgaga attaggagtt tttatttaga 248760
ctggacttga attttttttt ttttttttttt ttttttgaga cagagcctcg ctctgtcacc 248820
caggctggag tcccgtggcg ccatcttggc tcactacagc ctctgcctcc cgggttcaag 248880
cgatcctccc accacagtct cctgagtagc cgggattaca ggtgcctgcc accatgccca 248940
gctatttttt ttttttttttg tatttttagt agagacaggg cgtcaccgtg ttggccaggc 249000
tggtctcgaa ctcctggcct caagtgatct gtccgcctcg gcctccccaa gtgctaggat 249060
tataggagtg agccaccacg cctggcctgg acttgaattt ttaattccta aaaatgaact 249120
accagttaaa atttaaaaat gaccaaaaaa gctatgggat atgctgatgt tttgctttgg 249180
ggataaggaa aagatatctg gttgagcggc attgaaaaca gtgtagggag agaaaaactc 249240
attcctggct cacccttttg agtcccacta tctcaataat ctgatgttat atgacacaca 249300
cacacacaca cggaggaatc ctggaagact ccatatcaag gtggtgatga aggtgaccag 249360
tgggtgatag gattataggt gtgtgtttat ttatttattt taattacctt tttttagaga 249420
cagggtctct gtcatccagg ctgcagtgca gtggtgtgat catggctcac tgcagtcttg 249480
cactccaggg ctcaatcctc ctgcctcagt ctcctgagta gctggagctg cagtcatgca 249540

FIG. 6L3

ccaacgtgcc caactaattt actttatttt atttttttatt ttttgttaag atggaatctc 249600
actttattgc ctaggctggt cttaaactcc tggtttcaag cattcctcct acctcagcct 249660
ctcaaagtgc tggaattact gcacttggcc ctattatatt tttaaaaaat ttcaatagtt 249720
ttaggggtaa aagtggcttt ggttacatag atgaattgta tagtgatgaa gtctggattt 249780
ttagtgtacc catcacccaa atagtgtaca ttgtacccaa tgagtagttt ttcattcctc 249840
acccccacac tgtccccact tctgagtctc ctgatgtcca ttatagcacc ctgcttttgc 249900
gcacttagag cttacctccc acttagaagt gagaacatgt ggtagttggt tttcccttcc 249960
tgagttactt cacttaggtc agtggcctcc aatttcatct gagttgctgc acataacatg 250020
atttcattct ttttttgact gagtagtagt ccatctctct ctctcacaca cacacataca 250080
cacacacaca cacacacaca cacacacaca tttatccact catccattga tgggcactta 250140
ggttgcttct atatctttgc aattgtgaat tgtgctccaa taaacataca tgtgcaagtg 250200
ctgtttttttc tccctttttat ccttctttttc ttccctatgc ttccataggt actgagaaag 250260
agtctttttt atataattat ttcttttcct ttgggaagat acccagtagt gggatggctt 250320
gatccaatgg tagatctgtt tttagttctt tgagaaatct ccatattatc tccatattgt 250380
tttccataga gattgtacta atttacattc ccaccaacaa tgtatgtgtt ccattttcac 250440
tgcatcggca ccaacaacgg ttgtttttttg acttttttaat aatggccatt ctggctgggg 250500
taaggtggta tctcactgtg gttttaactt gtatttccct gataattagt gatgttgagc 250560
atttaggaaa tatatttgtt ggccatttgt atatcttctt ttaagaaata tctcttgaag 250620
ttgtttgccc acttttttaat gtgattattt gtttttttttt cttgctgatt tgtttgagtt 250680
ccttgtagct tctgaatatt agtccttttgt cagaggtata gtttgcaaat actttctccc 250740
attctgtagg ttgtctcttt actctgttgg ttatttcttt tgctatgcag aagcttttta 250800
gaataattag gtcccattta cttatttctg ttattttgtt gcatttgttt ttggggtgtt 250860
agtcacaaat tctttgccta gaccaatgtc cagaagagtt tttcctaggt tttcttctag 250920
aatttttatg gtttcaggtc ttagatttat gtctttaatc catcttgaat taatttttgt 250980
atatggtgag agataggaac ccggtttcat tcttttacac tacatgtggc tatccaattt 251040
tcccagcact gtttattgaa taggatttcc tttccccagt gtatgttttt gtttgtttgg 251100
ctgaagatca gttggttgta ggtatttggt tttatttctg ggttctctat gctattctac 251160
ttttataccg gttccatgtt gttttgatta caatagcctc gtagtataat ttgaagttgg 251220
gtaatgtgat gcctccagat ttgctctttt tttgcttagg attgctttgg ctatttggac 251280
ccctctttgg tctcatataa attttaggat tggtttttct aattctgtga aaaatgacat 251340
tggtattttg ataagggttg cactgaatct gtggattgct ttgggtagta tagtcatttt 251400
tacaatattg attcttctaa tccataagca tggtatgttt ctccatttgc ttgtgtcatc 251460
tattatttct ttcattagtg ttttgtaatt ctccttgtag gggtctttca cctccttggt 251520
taagtatatt cctatgtatt ttatttttat tttttgcagc tattgtaaat gggattgagt 251580
tcttgatttg attttgagct tggccatcat tggtgtatag cagtgctagt gatttgtgta 251640
cattgatttt gtaacctaac actactaaat tcacttatca aatctgggag atttttgagg 251700
attccttagg attttctagg tatgagatca tatcattggt agaggtagtt tgagtttctc 251760
ttttccagtt tggatgccct ttatttcttt ctcttgcctg attgctctga ctagggcttc 251820
tagtactatg ttgaatagaa atggtgaaaa gtgggcatcc ttgtctcatt ctaattttta 251880
gggggaaatg ctttcaactt ttccccattc attttgatgt tggctgtgag tttgtcatag 251940
atgattctta ctattttgag atatattcat ttgatgccta gtttgttgag ggattttatc 252000
ataaaaggag gctggatttt attgaatgct ttttctgcat ctattaaaat gattacgttt 252060
ttcattttta attctgttta tgtcatgaat cacatttatt gacttatgtt tatttgttgc 252120
ttacatctac tttctaattt tactataata aacatgtata attttgttat cagaaaagta 252180
aatgtaaaag tgagttttaa ttttaaaact tgggcctaag tcttcctgcc tcccaagccc 252240
attcccttcc tgatatctgg ggcttccctc ctcaagcctg ctctgcagga taaggggata 252300
cagtccacat gcctgctgct ggtttggccc atgataacct ccatgggcaa tgtctgagcc 252360
tctgctgttg agttttgctt tacacactcc tggcaaggaa aggatggcca acatggcttg 252420
gacatgggtt gctgataatt ggtgatgtct catgactggt tctgcctgga gggcttgctg 252480
taagtccctg ataggaggaa catggacctg cacaagagca gaacttatct gacactgaag 252540
aggacacttc aagaacagat tatcaaagtc tagctcaggg agaaatatac tttagagcag 252600
aatgaggaat ggcgaggcag ctgagcttag acacaagcag aaggaaatcc atggtgaggg 252660
cacaggcaag gaaaggggct gagagagcat tagtgggggc agtcaggggc agtggtcagg 252720
atgctcggat gccagcgtga acaatcgcat caagattaaa caccatgagg atcgttaaac 252780
ttcctgtcat atgtctccag gtggtgctcc aaatatccta aaccagatga cagcacccct 252840
ccaccctctg ctgtataagc acatctgctc tcctataatc attcccacat agcaatttat 252900
catttttatt gatttttctt catttaatac acgtataagt gtgtctttta tttttaaaaa 252960
tttgcattcc tttaattgct ttggagattg tgcatttttc tctctgttga tttactctgc 253020
caataaacat gtaattctac cataagcatg ttttacttgt gtaatcaacc aaaataaaaa 253080
atttaaaaag gaatcactga ctatgaatta gacatgtgga taggcaccag ggttgcagac 253140
atggcccacg ttcttgcatt aacttgcact gtggctgggg cattggatgg gtacattaaa 253200
aggattaaag taatataagg cagtatttat taagtgttga gtgagcacta cagaacccaa 253260
gtgctgaggg agtttcatgc aggaagagat caagagtaac acagagaaga agaatagatc 253320
aatttagcgc attcatttaa aaattcacct tttgcataag gggatgtgtc ttttgtgggg 253380
aggaggggag ttctgattgg cagtttgttc tcagggagct tgaagaagag atcttggaga 253440

FIG. 6M3

ggagatgcag agaaaacaaa tgaagaaaat gtcaaaatgg aaggggttgg cccggctatg 253500
cataccttag ttagcttagg tagagtctaa acttttacaa gtggtttcaa taggtgtgtt 253560
tggtctgggt tctttgggag gtatcatagg agaatgaagg cagggaggac gcttccagca 253620
ccaaaattca aagggaaatg tattttacat gcatagcatt gttttactct ctttccattt 253680
ggagcatatc ttaaaaattc catttggagc atatcttaaa aaacccattt ctctgacaat 253740
ggttctaaaa gggggaaaca tcctttgcaa cagaatcatt cattctctca ttcatcaacc 253800
actgattgtg tactaagtgt cagacctgat ctccatcctg cctggtatgg cactagcttc 253860
tgtcttgaga caagcattgt gataaaccat gaccaaaaaa agggcagttt tataaacaca 253920
agtctgccag gctttcagca attctaaatt tccttttgca agtcaggctg gagttaatgg 253980
ctctttcctg cagcgttgga gatgacaggg ctctcccaca gtgctgagca ggcagtttga 254040
aagccccact tcctgtctct gcatgggcga gtgtccactg gaagccactg agaggaagga 254100
gggaaacctc agaaaccggc ccctgcctgg ctgcttcacc ctagaaagcc caggcagagg 254160
agggaaaggt gaagtgctga aaaagaataa aaaaggggga acatgaaaaa gagcaagagc 254220
aggaaggagg cagggacggg aaaggagggg aagcacggaa acagccaatg tcaaggagaa 254280
gaaaagatgg ctggtggaaa ggagcttcca ggaattggga cacagccctg tcttattgca 254340
aaagatggaa accctgaagg agaacaggaa ggaaaaagaa aacaagtccg tctgagctgg 254400
cagggtccac tttctcattc tacagatgag gaaacagagg cacagagagg aagtggcttg 254460
cccaaggggg cagattcttg aaaggatcat ctgcactctc tctcccttaa tgcattctta 254520
cctcttcttt actcgtgagt cagtcctgaa ggacaagctg cctgaagtcc cacacagatg 254580
ggcctggggc aagcatcaaa catcctgggg gccctgggtg aggtttgctt ttaaattcca 254640
ggtcagggaa aggaaggtct ttaagttgtc tgctctaagc ttagtaatcc ccctcagagt 254700
tatgggtgcg gtgtctgggg tagccgttgc gtctctgggc aaataccctg gagaatgcag 254760
tgttggttgt ctgagctggg gacagagtga cagcatagtt gcatgcagag ctggaggctc 254820
ctgcagctgt acaggtaagg tgctgaaatt ctccaccaac ccttcctctt tgcccccagc 254880
accacgaaga taaccctctt tgaatatgtg gaagtctgtt ctccaaactt tctaacattc 254940
tcatgtcagt cttaatagat tcagctcagt tactgcctcc tccaggaagt cctccttgtc 255000
tgcaaatcgg ctgcccacca tgccggctca ctcatagttt taactctgta tctttctaat 255060
atgccttagc ccactctgtc aggattccag tcagcttcct tctcctagac taggagttgc 255120
ctcaggccag gaggaccagc cttgttcata tctgtaccct gcaaacctgt caatgcccaa 255180
acctgctcag tgctttggag tatggaacca gccgtcaatg caggaatgtt acactctaag 255240
agttcccaaa ggtagagaga tgagggattg gtgctggaag tgggaggtta ttctaaggat 255300
gggtatggca ggaaacacaa ttatagttca gggagtggag tgtccaggag tgggaggaga 255360
ggaactggga gaaagagcag agagtgaaag tgagagcggg cacaaagaaa gggaaaaaga 255420
gtcagggatc aaccaaagtg catgcttcct tttcagccct gccaggatgt gcagggcggc 255480
tgctgtggac gcgtcaaggc tcagcctcaa acatgtcttc ttccttgact tttgtctatc 255540
attctaaagc taggtcattt aaaaagttct tttgttttct ttccaccgat actctgattt 255600
ctgacattcg ccaaaaagag gtcaagaccc tggcataccg ccctactaag attaaaataa 255660
atattatcca ttgaaactgt tatttttcc ttaactgtta tttgtagagt taaagattcc 255720
catgatcgcg ctggctctaa catcattttt ggctcttttg agatcaaatt tgcaatttga 255780
tgcaaaaata gctgtgacgc atatgtgtct gtatgtgtgt ggttaggaga ttttttatca 255840
ttacatcttc ttttgccctg cctttctgcc tttctgtcct tttaatttgc gggcttttgg 255900
caaccacagc acgggtctgg tttcctagga gtttcttttg taggatcaaa ccgctagttg 255960
gctcttggcc ctgtgatagg gccctgggct aacttattgg gaaaatgttg ctgtaacccc 256020
tgcccagagg tgcctgtgac atgggctgcc atcttctcct cttcccttgg cttcagcccc 256080
acctagaaac ctgaacaaac attttccttg acatttcata aagtgtcagt ggctcctcat 256140
ttagcaaaat acatcccagg gaagttcaaa agtgaaaaaa ggccgtaact tcttcttctt 256200
ctcagggacc tacagaaaat atgtggcacc tcggcagcct ggcctgcagc actcccctcc 256260
ccatcggtga gtcctgctac agtgggtcca ggtgtctgga cgcccggcac gcacggctct 256320
ctgcagacct ctggacagta ccatgggagc cgcacagtcc ctgcctgttc tgtccggcag 256380
ttcttgtttc ccagcaccct gtctcaggtg agaggttccc tcttctgctg ggcttctcct 256440
ccctgctgtg aaccccaaat atctgaggca ggtcaattta ggaaccttat tttgccaaag 256500
ttgaggatgt acccatgaca cggcctcagg aggtcctgaa gacaagtgcc cgaggtgatc 256560
gcggcacagc ttggttttat acatttatac agacatcagt caatatatgt aagataaaca 256620
ttggttcggt cccgaaaggc cggacaactc caagtggaga gggggcttcc agttcacagg 256680
tagataagag acaaaatgtt gcattctttt gagtttctga ttagcttttc caaaggaggc 256740
aatcagatat gcatttatct cagtgagcag aggggtgact tggaatggaa tggaaggcag 256800
ttctcagttt aaattttccc tttagcttag tgattttggg gtcccaagat ttattttcca 256860
ttcactctgc agacaggggc ttctgtgcat ccagggagcc cctcctcaca gaaggaagca 256920
ggccattaat gagacccaat ccagcttcaa ccacctggta acaattagga catcacttct 256980
ctgagcaaga gctcctgcct gtccatgagt tatcaagaca ttccaattgt tcctccacat 257040
ctttgacatg aagacttgag ggggtcagat tttccagggg gcttgatggc atgttctctt 257100
cactgttccc tgccctggtc atccaagtga cccttggcag ggaagaggcc ccgagttgca 257160
gaatctctgt tctcacaagc cattgccaac ccggagagtg gctttgccac tattcctagc 257220
atgttgttgg ctatttcagg aatgggagta tttgactttt ccctttgcag tgattgctgc 257280
aaggagagga attgagagac tcaagtccct gagataaata tttatcaact attactgaaa 257340

FIG. 6N3

gggagtatgt caaagaaaaa atgtggagaa acttcagctt gaacacatag tttaaatcca 257400
gcttgggtgt actccagtgg gcatggatgt attactgttt tgcagtgcat tcttctatga 257460
tcaatacaca gaagcaaaca ggccacgtgg gtaaacagta attttcattt accagggtga 257520
atatggaagt cctcttgttt ccatgtcatg atgaaggaaa gcaaggacca tcttttgcca 257580
aggaacagtg gctgtggggg aactgaggag atggaaggac aaggcagtca aaagctttgg 257640
aacaactctt tttttgagat ggagttttgc tcttgttgtc caggctggag tgcaatggca 257700
cgacctcggc tcaccacaac cgctgcctcc caggttcaag tgattctcct gcctcagcct 257760
cccgagtagc tgggattgca ggtatgctcc accatgcctg gctaattttg tatttttaat 257820
agagacggga tttctccacg ttggtcagct ggtcttgaac tcccgacctc aggtgatcca 257880
cctgcctcgg cctcccaaag tgctgggatt acaggcatga gccaccatac ccggcccttt 257940
tttggaataa ttttataggt tttcaaacta ttacacttac ctttttatat aagagacagg 258000
acatagtcac tgaacaatca ctccagattt taagtaagtc caggatggga tgacaatgga 258060
acaaccatga aatgaaagga agaatgtgtc actggtatgt ccacacgtct ccaaatctct 258120
cacctctgtc agctgcaaac agagcctgaa ataaatgttt cctctgtgca cagcctccac 258180
aacttcctcc ctccacgttt ctcactcact cctctccagc acttctctcc gggttctgct 258240
tacaaacttg aaaccggcta tgcaaaaatt ataactgtgg aaattatgac agtgaaagag 258300
atcagaccta accgactcca tcttgcttct aacctttaag ctgtccttgt tcatttttgg 258360
gctgaactaa ctttgggaag gaattcagtt catggtagaa ctctgaaaca aaattgataa 258420
tagccctttc ctgaaaagac ccccttcttg cctggggaca agtctgccat tgtaggacta 258480
acaaattaac tacaagatta gaaattaagg tttagggttc atgcagcctc cagttccaag 258540
agtctaaacc tccccaaatt gctcctgggg ataacatcac tgttgtaaaa gctaagacca 258600
gtgcttgaga tattttgtag accctgctct ggatggatca gctgacacca tccagactgg 258660
taatttggct caaccagctc tgccatccca cccaggaaca gaaaaatact cacttcatca 258720
ccccatgagt ccatctctaa cctgaccaat cagcactccc tacttcccag gcccctactc 258780
gccaaatctg cctttggagg cagataacaa cttatcttta aaaactctga tccctgaatg 258840
ctcaggagac tgatttgagt aataataaaa ctccggctct gcatgaatta ctccttttcc 258900
attgcaattc tcttgtcttg ataaattggt tctgtctagg cagccagcaa ggcgaaccct 258960
ttgggcggtt acaaactcat cctctgtgga agagtaggag ttcatggaga aattggttgc 259020
aaattacaaa attttattgt aaggtcaact tgtcccagtg tccgtctgtg cagcgaaggg 259080
cccctgcatg gtttagtgat tgcaagttga gcctctaggg tcaggttgtc taggtttcca 259140
tcccagctca ttcacttatt atctgtgtgt tcttgagcaa gctccttaat caattgaggc 259200
tttgtccttc tgtttgtata atgatgagaa taataacctc cacaataacc tcatcataag 259260
gttgttgtga agatggatca gataatatat atgtagagtg cttataacag tgcctggcac 259320
ataaaaaatg ctcaaaaatc ttaagtgtta ttaataataa actgacatat atttcttgag 259380
cagggtggtg gtaaatgggt gttctttta ttaagcttta aagtgtgcat agatcatatt 259440
aattcttttt atgcatatga tatattgcac atgcatgaaa atacatgcat taaaaataaa 259500
tgagcattta tgagatttag tttagcagtc acatgtccca ggattacaag ccagcaataa 259560
tgggttggaa aacattccaa cccattccaa ccattggaaa acattccaac ccatcactgg 259620
acccatgtgc caaacaatgg aaccgcccac aggttctcat tcttggttaa aaaaatatga 259680
ttattacggg aataatactg attccctaag aattaatatc tgagcaagtt tctttttttt 259740
cctgtcttct tggaagatca gcaggttcta gattcaatgg agtcactagg attgagccac 259800
cagtatacgc cagtcctctc cagaacggcc acctggtggt gggcactaag gcagtctcag 259860
atgaggactg attgactttt gtgtgaactc aaactgccaa agtccctccc tcaccttgca 259920
aacttcaaag cacaactttc aaagcactac tttctttctt ggctctcaat tctctgccta 259980
gaaaaaggga ggtgttggca aggatgtttg tttagttctg ggcatcagtc aatggtaccc 260040
agatcttgct gaacagaaaa gacacagatt tgtttctctg aggcagttgg tagtgcttat 260100
tgcttattgc tctcaggggc ttctgcagca gtagaagggc cctcttcccc tgccatgcca 260160
cactgagagg agcatccttg gagtcatggt tggaatctgt ttttgttatg ctagtcctct 260220
tccgcatgct agctgttgca ttgcagggat atgtgtacct gtttatcttc tccactaggc 260280
tctaagaagc caggtttctt aaaggaagga agctgatctt gtttatcttg aagtcctcac 260340
agtgacattg ctcagtcaat gttgagtgta tgaatgaata aacgggaacc atcacgaaaa 260400
agccgaaaat acagtggaaa gactggatca taaaatcttc taagcaaatt ttttttcctc 260460
ttacactcca tttccaaata gataaagtat tttttaaaat cctatcagaa tattctaaca 260520
cactgagttg acagaataga gatttttaaa tgcagtgtca tttggccagc catttgtgag 260580
aatttataaa tgtttcagta ggttgaaaac actataaaag caaggactat gttcataccc 260640
aacagctggc acttagtatg aatgctaaat gaaacattct cttctctttc aagagtcagt 260700
ccaaccagtg accctgacaa gaaggaaggc acatttaact caatttaatg aactcttata 260760
gagcatctcc ttctccaagt gctttgctaa ggatggggta aaaacatgaa taagtcttgg 260820
attctgtcct tcaggaattt tcagtctttg gaggcagata catttgcacc caactattat 260880
cctaggcaga gtgtgataag tacgataata gcagtaaaag ctctaagtta ggcaggagag 260940
gaggagctcg ttaaagctta tggggcctgg gaggctttcg gcggagtaaa ctccaggggg 261000
acagctaggc atctggctgc tggaattggg aggaggatca ttttaagtgg ctacaactct 261060
gggtgcacag gactagaggg tgagggccaa gatgggaaat tgtggcagcc atcttccaca 261120
ctgggcgccc gccgaccctt gcttcctggt attcatatta ttgtgtagtg tcccccaaca 261180
ttgtatcagg gttggcctgt gtgaccaatt gcatatggtg ggaatgatgg tgtgtgactt 261240

FIG. 603

ctaagaccag ttcatagaag atgtggccaa ttcccttact gtctttttt ttggcagggg 261300
agtgccgagt ttcacccttg tcgcccaggc tggagtgcaa tggtgcgatc tctgctcact 261360
gcaacctctg cctcccaggt tcaagtgatt ctcctgcctc agcctcccaa ctagctgtga 261420
ttacaggtat gcgccaccat gcctggctaa ttttgtattt ttagtagaga cggggtgaga 261480
tcaatgaggc agtcaattgg ccagcctggt tttgaactcc tgacctcagg tgatccaccc 261540
gcctcggcct cccaaagtgc tgggattaca ggcatgcgcc aaccgcgcct ggcccttact 261600
gtcctttgga tcagctgctc tggggctagg tcaatccttc atgtgactgc agccccagcc 261660
aacatctgga ctgaaaccca tgagacaccc tgagccaaaa aagcccagct aagacttcct 261720
gcatttctga cccacagaaa ctgagaaaag aaatgttttg ttgttgcttt aagccactga 261780
cttctggggt catttgtttt gcagaaatag atagcagata cagaaaagca ggctggtgga 261840
acagtgtggg aaacaccttg attttcaggg agttgcactt tgtttatgtg caatggtgca 261900
ctgtttttag aaagacacaa agatgataat actggtgatg ggcataatac gggttgtcaa 261960
gaggagtgac tgaggcgggg ataatttaag aggccacagc agtagtgtgg caagaggtaa 262020
tgagggaatt gaacttggtg ggaatgggtg agatcaacga ggcagtcaat atgggcagtg 262080
agtgtgaagg agctgcgaag gatgattctt tggttttgag cttaggaaca tgagagaacc 262140
aagatctcat ttatccaaag aggaaacaca gaagtgagcc cctgtttggg ggcagggctg 262200
ggtaggagga aaagagtgga gacgtctatc tccccaggaa gagagccccc tgcttccaga 262260
tcccagtgga tggcagggca ctcggctcat tcacagactg ggctcgttga gaaacctttc 262320
cctggagggc agggctgctc tgtttcacag cccatatccc tcatggccaa gtgttcctcg 262380
agtgacagtc tctgccatca atatttttag catgtggtct ttcagagact aaagagtggc 262440
atccatctcc tgaaactcct tccccagctg acagctggtg acccgtggag gagggagctt 262500
cagggagcct gatgggcgag agtctgttcc aatgccaatc cattggaaga gatgaagtca 262560
gacccgagtt tgatagaaag cctacttcct cccttgtatc cagctgtgga gacctaccaa 262620
catcaatgca aaccagaagc taacacccag ttcatatatc ccaagtggaa ggaagcttct 262680
cgtggaattg tcttacatga cagtaacata aatcctgaag gtaatacttg gccaggtaat 262740
gttagaaaag aacccgaaca taggcattgc tattatagat cctaggatag gcctgagcaa 262800
aaactgtctg ggattcataa catgcttcgt tgcaatctga tagagggagt gagatccact 262860
ccaaatggag tctgatttgg ggcaaagcaa agagtatgga aggaaacttg agaaaggggg 262920
acagcttctc aaatggagtc tggccacagc tggggctgga aaagagacat gactgcgctt 262980
gcagagtggt gagaatttgc tgctagaatt tttaagttgt gtgttttcat ttttatgata 263040
atgtaaactg agataagcat attctctgct atcccaatga gcccctcctc taggaggact 263100
accttgccac cttatccata aatgtgttta taaattattt tgatgccagc tggtatttt 263160
taaaaagtgg ttttggactc acaaaaaaaa ccatgatgga tttaatacat aacaaagcat 263220
ttgtgtcaag tgaaggccaa gtaacatctt agcgtcctgt gtgagcgaag gtgtcgtggc 263280
agttcaaaca agaatgccga tgaagctgcc caggatggcc aaggccacct tggtgtgttt 263340
gaggggaatt agagtttaga aaaaaaaaaa aaggcacctg acactctgaa ctaatgtggt 263400
tacctggaat tttggggttt tgaagctttg catttaattt gcagcttatg gcctgaagga 263460
aaagacaggt gaaatgcata tcctgggatg agtcacctgg aggagagggc tgggaagggg 263520
ctgagctgca catgctcaga tcttctccca ggcttatcga cccagtgagt caagtcttct 263580
tccaacggga tagagtgtga gagagagcag ggaacagaag ccagagtctc tgttaaattt 263640
ctcggtacat ttctgttaga gaatggaagt ttctctatcg taggagacct tgagagcctg 263700
ggatagaaat tacccctttg tcatgtattt tcctcccaga aatagcatgg ccactgtcac 263760
tgctaagctg gagtatcatg agcacaattt ctctcacttt ctatacccat gcctttctag 263820
gagattggtg gctccatcaa aaaggagtta aaaagaagca gcactatttt gtggaataca 263880
atcatcacca ttatcaccat cagcaccacc aaccagcacc accattatca aaagcattca 263940
cctggtgtct gccttacaaa ctgcaaactg cagtaggtat ttgtaataga atgtttcctt 264000
tccccccttgg gatctgcaga aaagctggag aatgttttgg tatcaacaca ctaggttgca 264060
ttgctaatca tgtgatggcc ccatgacagt ctctgttggc tggtgtagtt caggtggacg 264120
actgcaggat tttgttcttg gagcctcagt tctgactggg cttggggtgt aaaaggtttg 264180
ggagccagat gacaagagta tttgatgggt agaataatgg gttcatccaa aagatcacca 264240
gaatggttat taaatagtac aaaggaggaa tttactggta ataccagttt gcaaacagag 264300
aagagagtct ccaatgtgga ctgaaagtgc tctctctttg aagaggggaa ggacagattg 264360
ggttttatgc ctcacaggac tggtaccata catattcagc aggtttttgg ggaaaatcta 264420
tacatattta taaggtgagc tgatgcctgc ataatagata aacatatatg taacatactt 264480
ttcatattca ttttgggact gggttttggc actaaaattt gtggaatttg gctctttatg 264540
ttaaaaggtg aactagagga cacaaagacg gtttgtgtgc accctctata aactggctga 264600
aactggctta aggtctgcaa ctgcttatcc aaaaaagaatg tttgtaaggc caggcctctg 264660
tccagtcaga gttgtagtgg tccaggttgt aaatcaaagt ttatagctct ttttgttaga 264720
gagttcagct gtaggaattt agaaatttgc catgcctgcc aggccctgaa cctttgaccc 264780
ataggtaact ttatttcctt aaccttaggg tcagtcttag ttgatatggg gcatctattc 264840
tggtatctca gatcctatgg tcaagagaaa agatcctcca caagagggtc ctatgtggct 264900
gcaaaaactg ctctgagcta aatccactca aaatcactgc aggatgtcac tactagaaaa 264960
tagggcaggg atagggatcc ccttcccatg ctgccagaaa atgcctgata gcttacctcc 265020
cccggccctt gaggctccct tggaataggc acatgcaatc ccatctccac ccaatagagc 265080
ttgtcctaga gctcagtttt ttcccatagt tttcccaccc acttgcacca gaaaatctaa 265140

FIG. 6P3

taaagtcatg tgattaatac aattcatttt atcacgcttc tgaagattta agagagagcg 265200
gtcacattgg attccacagt accgaccttc tgacgattct tcatttcacc tttatctatt 265260
tttatttta ttttatttt ttttcgagac ggggtctcac tctgtcaccc aggctggagt 265320
gcagtggggc aattacggct cactgcaacc tctgccttct gtgctcaagc aatcctccca 265380
cctcagcctc ccaagtagct gggatcatag gtgcacatca ccaagcctgg ctaatttttt 265440
gtatttttgg tagagatggg gtttcaccat gttgcccagg ctggtcttga acttctgagc 265500
tcaagtgatc tgcccaccat agcctcccaa agtgctggga ttactcacgt gagccacctc 265560
gcctggtccc tttcaccttt attatctttg cctttaactc tagtgcttcc tccctgaatc 265620
agttaaggat tgcatttggc tgcattaaca gaaacctgac tgcagaagct taaccaaata 265680
gggtagtttt taaagagaga ttgcttacat cacgcaaatt gcacaaattt taagtgcata 265740
gttcaatgag ttttgacaaa tgtagaataa catagctata taaaaccatt ccatcaaaaa 265800
aattttatca ccataggaaa ttgtgtcctg tccctttctt gtcaatccca actcctcccc 265860
acaaggcaac cttcattctc atttctctca ccatagctta gttttacatg tttctataat 265920
acagcatcat ataaatggaa taatacagaa tgcaatcttt tgtatgaagc ttcctttggc 265980
tcaatgtaat gtttatgaga ttcatccatg ttattgaatg tatcagtagt gttttcattt 266040
atatttccta gtgttctatt gaataaatat actacaattt gtttatccac ttatttgttg 266100
atgaacattt ggaccgttgg caatttttgc ctattatgca taaagctgtt aaaaaacatt 266160
cttgtacaag tctttcattt catatgtttt tctttttctg aggtaaataa ctacaagtag 266220
aattgttggg taataaatag gcatccatct aatattataa gcaactgcac aacagttttt 266280
caacgtggct gtactatttc actctcccaa tagcaacgta tgtgttttcc agctactcca 266340
catgctcact ggcatttcct gttgccagtt taaacatttc agccattcca gtggatatga 266400
aatctctctg gctataataa ttgtatttct ctgatgacta attatgtcaa gccccttttc 266460
aaatgcttat cagccacttc tatactgtcc tctgtgacat gtccgttcaa tctttttgct 266520
cattctttaa aaacattggg ttgtttgtct ttttcttagt ttgtcttttg cttttcattt 266580
ataggagtac atatcttcgg aatacaagtc ctttgtcaga taaatgtatt gtgaataatt 266640
ttctcctagt ttgtggtttg ccttttcaca ttcttaatat cttttgatga gtggaaacta 266700
actttcaaat tatgttcagt agattaactt gtttttgttt tgttttgttt tgttttttgt 266760
ttttaacact gggtctcact tgttgcccag gctggagtgt agtggtgcca tcatggctca 266820
ctgcaacctc tgcctcctgg actcaaggga tcctcctgcc tcagcctccc aagtagctgg 266880
gaccacaagc acgcaccact acacttggct acttttttat atttttggta gacacaggat 266940
ttcgccatgt tgctcaggct ggtctggagc tcctgagctc aagcgattca cccacctcag 267000
cctaccaaag tgctgggatt acaggcgtga gccaccacgc ccagtcgagt agatcaagtt 267060
ttaattttat ggccagtaga gatctatttc aaggctctct attttgttct gttgctctat 267120
ttatctacct ttatgccaat tttcttctct tttgattcag atagggttat aataataatt 267180
atttttttcca gggattagat ggaccagggc tggtgaagtt gttcaaggga gtgatcaaga 267240
gcctggctcc tttcatcctt ctgttccatc tcctttggct catggatttt gttttccaag 267300
tggcaagatg gcgcctccac ctttggtatc ctattttagt tcctggcaga aagaaaggaa 267360
caggctaatg gccctgatga gtctaccccc ttttaacagg agaaaattta aaaaacaaaa 267420
accatgaaac cctttcccag aggcaacaac cagaattcca tttatctttc attgaccaga 267480
acagaccaca tggtcactgg tggtggcaat ggagactggg gagatgaata tttttaaggt 267540
ggcatattcc agaagaacac tgtgcactga ttgcattaat gaacccatta atgtgccaag 267600
gggaggttta cctatgagca tgggcaaatt agaacccact cttggagctg caggtgagcc 267660
aatcccacct aaacagtgtg gatgctacaa gatggggaag taaattgatt ctattccata 267720
ccctaacctc tctccaagat gtattcttaa aatagaagag ggaagacaga agaaaacatc 267780
cagaatatat ttttattgtc ttttacttct tcagtgcatt ttagatcagt gcttctcaat 267840
ctggcaaggg gcatgcagga ggatgtgagt tttatcagga aaactacaca acccccccaac 267900
cacaatgcta cccccactcc tgtggacctt ctttaagaga gactcactat tatagatgga 267960
gttgatacga ttttaagaga ggccatatat tatttgcttt ctgtcttgaa aaacttgtga 268020
tttttctgta ttgtgctact gccaaagaga atagaaacct gactgaggtg tcaatgttta 268080
tgtaactgat ttcatgtact ttctgtagtt ctaccatttc tgatggttaa aaatttcttg 268140
tgtgtgtgca gttggggagt gtgtcctcct ccttctgctc ttataccaca cattagcaca 268200
tcaaaatgct ctaatctttg tatgattatg tggcatgtgg tgatgcagcc tcacagtgga 268260
aaaacttctc ttgggccatt gcaaatgtaa catttctttc aatcagatag tgccattaag 268320
gatttcatta tggccgtcac atcctgtgac atctctaaac atgcagcatt agggcctaag 268380
tgcagccctg caggtagagt tgccaggttt aacaaataaa aattacacgc tggccaggcg 268440
gggtggctca tgcctgtaat cccagcactt tgggaggctg aggcaggtgg atcatttgag 268500
gtcaggagtt cgaaaccagc ctggccaaca tggtgaaacc ccatctctac taaaaataca 268560
aaaattagct gggcatggtg gcaaatgcct gtaatcctag ctacttgcga ggctgaggca 268620
ggagaatcac ttgagccctg gaggcggggg ttgcagtgag cagagatcac accattgcac 268680
tccagcctgg gtggcagagc gagattctgt ctaaaaaaca acaccgtatt tggggcatgc 268740
tgatactaaa aaattattca ttgtttgtct gaaattaaaa tttaaattgg gggccctgta 268800
ttttactggg caacccattt gcaatatcag caacaatctc ttattcagac cactgattaa 268860
gtgtgcaaaa tttgaatctc tgaacagtac ctatgtcctt gatatcttaa attaatgagt 268920
gtcttagaca ctcaaagcag gaggaagcat tatggcagat gtttgagccc cagagatgtc 268980
catgagcaca gcatagagct cagagccttc tttattattt gcttcacgac agagcaaagg 269040

FIG. 6Q3

actgcagcag gttgactgat ataaaagttt taccatgtct cacagcaggc ctttgctcaa 269100
gtttccagta aggatattgt atcatttctt gcctgcagta cttgtaaatc cacttacact 269160
gcctgctgtt gagtcatttg tttcgtcttg agtagcatgt catccttgtt cctagaagat 269220
agtgagttta gagacagtag ccaagcaaca gcagagcagc ctcaaccaaa acgattttcc 269280
attttggtgg gatgaattga aacacaagca tcttctatcc aggggagatt tggggatcat 269340
aaagaatcaa tctgagctgg taccaccata ttggctgctg cattttctag agttgccgta 269400
actagtctca caagctggga ggctttacac aacagacatg tattgtctca tagttctgga 269460
tgctagaaat ctggaatcaa ggctccaggg gagaagctgc tccatggttt tctcttagct 269520
tctggtgttg ccagcaatcc ctggtgttcc ttggcccgca ggcggatcac tcccatctct 269580
gcctccattg tcacacggca ttttcccagt gtgcctgact ctgtgtttct tctcataaga 269640
acatcggtca tattggatta caggcccgtg ctactccatt atgacctcat cttaacttaa 269700
acaattacat ctgcagtgat cctgtttgca aataaggtca cattctgagg ttccaggaat 269760
tagaacatag acatatcttt tgggaacaaa attccagtga taacagtttc ggagacagac 269820
tagtcctgga gtttgtaagg tgagccatga ccaaggtgcc aggattctca ttttgtaagg 269880
tccaggaaca aagtgatgtt aatagaaaga acatgtgttt gtttgtttat ttgtttttga 269940
gacagtctca ctccatcacc cacgctggaa tgcagtggta caatctccgc tnnnnnnnnn 270000
nnnnnnnnnn nnnnnnnnnn nnnnnnnnnn nnnnnnnnnn nnnnnnnnnn nnnnnnnnnn 270060
nnnnnnnnnn nnnnnnnnnn nnnnnnnnnn ntgctcagag tggttgtgtt aagcagtatc 270120
tgtgttaaga aggattccaa ggccaggttt ggtctctgga agaaaaagca ccatgattca 270180
tcagtaatgc ctaccacggc cagagggaag cagaaggggg tctagaaccc gcgcagatgg 270240
cgggttatgg ggctggcagg atcttcttct tatcgcgcat acatacatat atatacatac 270300
atatatatat acacacacac acatatatat atatataaaa tatatatttc ttttagtaga 270360
gactgggttt caccatgttg cccaggctgg tctcgaactc ctgcgctcaa gtgatccacc 270420
tgtcttggac tccctaagtg gtgggactac aggcacaaac caccacgccc agacagaagg 270480
aatatgtttc cttccagtct cacttgactg gctgcttccc tagataacaa cagaggatgt 270540
ctgttgcagt tctcattgct ggggagtcta aactggaata aaacacccac tatctccatc 270600
aggcttgcac tagagcccag ctctagctgg agagaaagaa gctaacccgc acagacacag 270660
gactgtaggc agggagcatc cgggggtatt tgggtcctgg ctctgatgtg cctaaggcca 270720
acttctctct ggccatgctg gcgtgcatga gctcactaat cttccttttt gccttccatt 270780
ttctccaatc ctgacttagc aaaggttggg caaaagagac tctgtgtgag ttcgagcaaa 270840
gcctgagatg ctggattttc caagatacga gaaggggctg ggggctgggt gaactggtgg 270900
tggaggaggg aaggattaat ttcccaagga ggggaagggg ccaggacatc aggccccggg 270960
gactttgaag agagggtcgt gggtaggagg tagatcaagt ggagtgacac aaaggtcagg 271020
aaagaggaag tgtccacact gtccttcgac agacttgagt ctatgggact tcctccctgc 271080
acggtacaag gaaatgagta agtgagataa tgttgtaact tctggccctc tgacattgca 271140
ctgccccgat gtcacagttg gaaactgtac ctgcccccat ccttgtctgg ggtgtgtttg 271200
gtctggggag ggctggtgaa gcaagaggta ctcagaaaaa ggacagaaat tgcttcctat 271260
tatctgggca tttggaggtg aaggggtcac agctctggca aagatggggt tgaaagggcc 271320
cggactccag ggaggggcag ctctgcatgg cctgattcct gcaccccacc tttgcccccc 271380
cacacctcct ctcatctccc gtttttgaag aggaggaccc tgtcacatct ggacaattct 271440
gcaagaactc tgtagaactg acttcactgt gaaccaggct ccagaagtca acagaaacaa 271500
aaatgctcac atttaatcac gatgctccct ggcatacaca gaagactctg aaaacttctg 271560
aatttgggaa atcctttggc accttggggc acattgggaa cataagccat cagtgctggt 271620
gtgtgtgtgt gtgcgcgcac acgcgcatgt gtgtgcatct tctaccatgc ctcctacaaa 271680
tttgacctgg gcccagggcc atgttcggtg gtttttaaga accgaggctc ccagaagcag 271740
tattgggcag ctagagtggc cccaggatct atatcaaact ctacctgttt ctgaaccaaa 271800
tttcttctag aattttattc cataaatctg aattatggtg tcagactcct agcatacact 271860
aaaggaactc tctgccttgc attaaataac aggagttacc cctggaggta actcctagcc 271920
ctggctcttt agagaacaga tgccgaatag gcattagggg atgtgatgga tgtgctaact 271980
ttcaaaaaaa aaaaaaaaaa aaggcctgag ctgagtgctc agagattcac aaaaagctga 272040
cagcatctct ctgttccatt ggaagctggg tgatcctttc tactctttcc tgagaaaggc 272100
agttgggcag gaaaaagctg tatctctgtc ctcactgaga gggtttccca gtctgagggt 272160
gaaggatcag gagagggaga cctgacgggt cgatgtgggg catcatccac ttgagtgaga 272220
accagaggga tcccgtcatt gcccagggca gatgctccat tttgggggggc atcattcatt 272280
ctttcctgtt ctccctgcat tcctctggct cctgcccagg agaggtggcc gctggcaaga 272340
gagcttggtg gaggtgggag gtgggaggtg ggggtgttat caactctggt ctaacagagg 272400
acacatattt ttcaagctga atattcacat aagactttaa agatataaaa acacatgata 272460
atatgataac atgatgatat aatttatttt taccaagatt caggtcctat ggtaggtgct 272520
ttatgtgtgg gatctactta cctnnnnnnn nnnnnnnnnn nnnnnnnnnn nnnnnnnnnn 272580
nnnnnnnnnn nnnnnnnnnn nnnnnnnnnn nnnnnnnnnn nnnnnnnnnn nnnnnnnnnn 272640
nnnagagttc ttgagccagg acctagcgca tagtctccag cctgctgatg gctgtcttgg 272700
atgcttcaaa ggggagaaga tcctagatgt gggaaacatt ggtgggcgtt ctgctggggc 272760
atctgtagcc tctgagaagg ctaccagtct ctcctaagct tacgccgtca caccctgggc 272820
acttgttgaa tgactttact tagcttacag cctctggttc ctgttgggaa acttagggct 272880
tgccacagtg ttcattttcc tttgcgggca actccgttcc tggcacttat catattaccc 272940

FIG. 6R3

actgtactcc ccgcttagag ctgtgtcaag gttctgagaa tctatccctt ggcttggaag 273000
gggtcatctc tctggccaga tcatttcctg ataggtcctg aggcaccaca acacatagga 273060
ggcttgtcct ctctctgggg ttcactgcct tgctccttct ccaggtcaat atgtgacctt 273120
ggaccggttg cttgagtccc ctggtcattc agaaacaatt gggtttccct ggctttggag 273180
cctggcagcc tggctttgag aaccgggctt taacttgtca catgactatg gccaagttcc 273240
tggggctctc caagcttcac ttcctctgta aaaagggcaa taatataata cctgtcttat 273300
tgggttttgt ccatgttaga tgagacattg ggtacaaagc acttggtccc gtgcctggca 273360
catttactgc acttaatgta tgatagtttt cttattattc taataaacaa tatggctttg 273420
ggagtatagt tctgccacat tgcagtggcc agagtgaagg tggtgagtgc cttctggggc 273480
cctgggagtc aaggttatcc gcatgccctt tcttgcttgc tcctcagtgt ggctgcctct 273540
atgtccacac catgcagatg caacaggtag tttgaacctc tgaggcccac agtgggatgg 273600
ggaggcaggg acatcactta tggggtggga agtcacccat tccccaggaa atggccccag 273660
ctgccttttc catgactcct cttgaaaccc tgtggaggcc acattcgtgt tggggcggtc 273720
tttcccatga ggatatgttc agatgccgag gcattttgaa aagccctcca tagagtttcc 273780
tttcataaca catgatcatc cccttgggct tctggttttt tttctttcag gaccttattt 273840
tcaggcaagt ggcctttgac ctctaaggct gtcctttcct agctaccgaa tccagcattc 273900
aaagtgatgg aaatatgtat atatagtaat agtaaaatat cagcacttaa tggcctgata 273960
agaatgtcac tgcaatgctg agtttggacc aacatttgcc tgctcctgcc attgagcccg 274020
ggctcccctc cagagctgag ctgctgcaag ggatctgagt aactagggct gtgtcagagt 274080
ggcgatgaca gccaccacat gctaaggaag agatccccaa ggacaaggag aatcccacgt 274140
ggagctactt gcttctttgt cagtcttgtt tttcttattt cacaaccttc taaaacacaa 274200
tctctcaacc tctattgtta gcttgcattt ttcaatcatg agcacagctt tacctggctc 274260
catgctttga ttgactctac ctgccaacac tgcaacaaca gggaaaggga caccggcctc 274320
ataccattag atggtgtgta gcctgggcat gaggataatt aaaaactccc aaggggattt 274380
taacatgtaa cacagtttgg aaaccattga tgtaagatct tcttactcaa catgtgctcc 274440
aaggagctgt tgtatcagct tatcagaaat gtagatcagg ccgcacttgg acctgtagaa 274500
tcagaatctg cattttatca gattccgaca ttatttgtat gaacattagc ttttgagaag 274560
tgttgcttta agagactaag ggggtcaatc tacctcactt tgcagctctg tgttccttag 274620
tcattggcta aaatatcagc ccccctgcaa tgagccatcc tcccttgtat agtcagtgat 274680
ggcctgtgaa cctttagcca actggaagtg ggaggggaca cagtccacaa aacactatcc 274740
tgacttttga caccaactac aagtcaaggg gttccccaaa ccaccctgag ttgtgataat 274800
tcgctgggag atctgacaga actcactgaa ggttgttata ctcatggttg tgatctctta 274860
tagggaggga atacagatta aaatcagcca aaggaagaag cacacagcac agagtccagg 274920
acagtgcctg acatggagcc cctacggtcc tctcccgtgg agtcacggac agcgccactc 274980
tcctggcatt gatgtgtgac aacacacagg gagtgttccc caccagggaa gccttggtgt 275040
ccagggtctt tactgtggct ctgtcacatg agcacagctg actgcccatg cggccgatct 275100
gttcccagac tctccaccgc tacacatcac tcacagtccc tgctctaaat cacacaccat 275160
gacccaatgt ccccgggcaa atgaaaacac ctctagcagg caggacgttc caaagcctta 275220
gagatcacct ctcagaagct gagggcagaa gccagacctc tttttgggca gggttaaatt 275280
ctttattact gtttttgaaa aaactcccaa attgagtttt tcctcttcac ttacagcagc 275340
ataacaacaa tcatcaatgc agaagacttc tgcgagcaaa ggtgtggggg aaaaccccaa 275400
gcagtggaca ctagctggtg tcctccaatt tgattctgat gctgtctact gggagatagt 275460
gtcagatcct caagcctaaa ccctccttct cccagtcaga gggctggcct ttggaacttc 275520
tgaccaatcc acttcaagtt gaggttccaa ccactccgct ctttgggttt ggttgatttg 275580
ctagagtggc tcacagaact cagggaaaca cagctaccag tttattgcga aggacatttt 275640
aaaggataaa agtaggcaga taaagagatg catagggcga ggtgtggaaa ggtccctagt 275700
gcaggagctt ctgtccatgt ggagcggggg tgcaccaccc tctcagtaca tgaatgagtt 275760
ctccttcacc tgcctatcag cctctacatg ttcagctccc caacccagtc ctcttgggtt 275820
tttatggaag cttcaagaca cccacattct ttccccagag tatagggcaa gaccttctct 275880
ggggagggtt ttaagaccca cagtcagaaa ggtggggtgg ggtcaagatt agagtcctgc 275940
cttgacgggc aggtgaaagg ggtaggggga gtaggtgaga aaaattctgt ttatttttc 276000
ttttttttt tgagacggag tttcactctt gttgcccagg gtggagtgca atggcacaat 276060
ctcagctcac tgcaacctcc gcctcccagg tttaagcgat tctcctgcct cagcctcccg 276120
agtagctggg attacaggcg tgtgccacca tgcctggcta attttgtatt tttaatagag 276180
acagggtttc tccatgttgg tcaggctggt ctcaaactcc tgacctcagg tgatccactt 276240
gcctcagcct cccaaagtgc tgggatcaca ggtgtgagcc actgcatctg gccaaaagat 276300
tctgtttttg aggcctgcct ctgaggtcta acacactcaa cattataaca agactgtagt 276360
aagggctatg ggagttatga gccaggaact gtggatgaaa acctatcaca gatatgcata 276420
tatatatata tatatatata tgcatatcta taataactcc acaactacac actgccttat 276480
tgctcagttc ttctctccat gtctctgacc cacccttgcc cccttcctcc atccttttct 276540
ccattgcata cccatccact gtgcccttta gaatgctcac accatgaact gcaaactctc 276600
gtgtggcttc agcctcttct ctgaaagttc ctctcaccta ttactttctc tggaacctgc 276660
catccctgcc accttctcaa aaaaggcctt ttattctctt cattccacaa agctcagtgt 276720
caaaacatgg ggtttacact ggaagctgag gtcacatcag tagccgggat cagggtcgcc 276780
ctagctgccc aatgcagctc ccaggcctcc tgtaaaacct tgacctttga ggtcatgaca 276840

FIG. 6S3

gccctctcct gctatgctca tagctgacca ctgaactcct ggacactccc tcccccaagt 276900
tcacagagaa tgtgggcaca tgccttacag tcttcccttg atccaaacta ctgccttcat 276960
cttgagtgac agcagcatct tttggatgtc ttggcctgtc tagctttatt tttttgtgtt 277020
ctgccatcaa gttgctactt ctgttgccat cgtgcctgtc agcgcagtgc aggctgtggt 277080
gaaatcccac gaactcaggc atcacactga ccgggtctga gtcctgtctc agttgtcagc 277140
tagttgtgca atgaagggaa agggacctac actttccaag cctcaattca ctcatctatg 277200
gcatggtgac aataatggag gttgatttaa agtcctttgt aagaattaag agttataata 277260
gacataaagt gctgtatctg gtatacctag aaaacattcc ataaaagtta gtaattgttg 277320
gtcatgtaat gatgactctc taggctagga tttcagcttc attgcatgca catggtgcac 277380
tcacagggcg tgacctctct ctgtctcagt aacctcatct gaggaccggg ataatcatac 277440
cgcttcaaag ggatgtcata aagattaaat aatatgtgta aggctgcttg catttagctg 277500
cattcaacaa atatttctgt atctttctcc tcatttctcc ttactttctt gcttattatc 277560
tgctctaggt atagatttca gagaactaag cttgttacaa tccttcataa aataaccagg 277620
ttggttaggg catttccaag agtcaatact gtttagtgac tattctctgt ttaatctatt 277680
ttgattgtcc agggtcatct tttgctatgt cataggttgt tggcttcttc tagagaagtg 277740
agacgatgga caagttccaa gtgagtgagg cgactggtca ggatattccg ctgaaaaact 277800
catgtcagtt ctaattcgtg attgtaattc aatcacagcc tgagaacagt aggactgtag 277860
ttcaaatgct ctgttccctt ttttttttcc cagaggataa ttttttttct tctttgagat 277920
ggagtcttgc tctgtcacta ggctggagtg cagtggcgtg atctcggctc actgcaacct 277980
ccgcctcctg ggttcaagca attctcctgc ctcagcctcc caagtagctg ggactacagg 278040
cacatgccac cacgcccaga taattttcgt atttttagta gagacggggt ttcccttgt 278100
tggccagggt ggtcttgatc tcttgacctc atgatccgcc cacctcggcc tcccaaagtg 278160
ctgggattac aggcgtgagc caccgcgccc ggcctctaga ggataatttt taaatgtgct 278220
tttgcatttg gaaaatgtga ttggcatttt tttctaattt tctaatatga tacgctgtcg 278280
gatgctatgg attacttaaa ccctctggct acctagaaag atctttaagt ggttctcaac 278340
aagcttcata cgcaatgtaa attgtattat ctctcaggat gtgtgagaac atctgttttt 278400
cttctaatgc agtaaacata taagggtctc ttgggatatc ttttaaatag acttaataca 278460
acattcagga atgataacaa aatataatca cagttgtaag ggaatgtgag catttcatat 278520
taataacatt ggaaccttat gtttaataca gtgttaaaag ttgacaaaca tgtaggagtc 278580
agaaaattca attaaaatta tcacagtaat atgaatttag ccacatcctg tgttagttat 278640
gaaatccatt taacaccaca aacagtaata tttttagcca gtttattcaa aaggaaaaca 278700
ggaactaaac cactttcatg caatatatac tctgttaatg tggtcaggct aattttgctg 278760
ggggaaggaa cttaactttt gaatatttga atgcccagtc atttaatctg aatatcctat 278820
ttccttgcat gttgcaaaat ttttgtcaat aaaaggcaga aaaagaaatc tcttctccat 278880
gctcatccct aagagaatgg gttgtctgta ccctgagagc attttatgga ggggacaacc 278940
acttttctaa ttttccttcc cacttctctg tgggcacaaa tgctctttgg ttgaaagagt 279000
tgtaattcag tcccaagatg aggtgtggtt actgcatccc taacctatat ctggggaccc 279060
cacagccaca cacatggggg aaatggagct tgtcattcag ttctccagcc attgcacagg 279120
gttcatggac tcttcgttga tcccacccca cgcttcttct ctctgctagc cgaacacact 279180
tctctcttct ttatcaggag gccataggag aagggcattc atttttaata cacatacatc 279240
tgcatcaagt ctaattttgc catgtctcaa tccaactgtc aaatgggttg tttgggggct 279300
atggtgctta tcaaacattt actcaagaat agccaaaatt agccaagcaa ggagaacttc 279360
agcaacgttc ccaaatggcc ccaaccaagt actgtaagac tgaggatagc taaagggtct 279420
tgagagggac ttctcaggca gtggccccga catttatctg ttttttttaag tgagaaatct 279480
gagtaccatt cttgactcct cttccttacc cccaacccct cactaagcct tgtgctacta 279540
tttgnnnnnn nnnnnnnnnn nnnnnnnnnn nnnnnnnnnn nnnnnnnnnn nnnnnnnnnn 279600
nnnnnnnnnn nnnnnnnnnn nnnnnnnnnn nnnnnnnnnn nnnntctgga acataccca 279660
gctgctctcc ctgtctctgt gctggtctct caatccatgc tccacactgc agccagagtg 279720
ctctacaatg caaatccatt tgtgagactc ctcctcttaa aatcctcaag tggcttctct 279780
ttgcccccag gatcattttg aaactcctta atggaagagg catggcccct tgggatgtgg 279840
ttccccaacc cctcccacat catcttttca atcagatttc ccactaaatg gaaatttttt 279900
caggtcctca actttatggt gactttctct tgctcaggat ctttgaacat actgtttctt 279960
ctttccttttt gtatttgcca agacaacact tcctctggta agattttcct gacatcctct 280020
ataaaaaaag attgagatag ttgactaccc aaaatgtttc ccattcattc caagctctat 280080
tcaaggcagt aaagtgcccg gctgacagat tgcattcctc atcttttctg aagctagcaa 280140
tggccatgca acagcattct ggccaataag atagaagtcg aagttgaagg gtgggatttc 280200
caagaaagct cgttgaagac ataattcctc atttcacttc ttactctttc tctttcctgc 280260
ttcctaaaat gcggtgcaga tggcagacac ttcaaagctg tctcaggcaa tcaggtgatg 280320
ttaaggcaga aaccagcttt atgatgggta gaacaggaag aaagaaggca cctatgttct 280380
tgttcacctt gaaccacacc agcactgcct tgcctacccc tggaattcct ttaatgagag 280440
gcaaatgaga gcttacgtgt ttaagccatt gctattttat ttttttttgt ttatatgcaa 280500
aagaacttaa tcctaactga tattaacact aactgggtct attgcttggt accaagccaa 280560
tgcatgacac atggtatata tgctcagtaa gtatttgttg aatgagtgag gcaatgaaag 280620
aacatagagg atatatataa cagtcctcct gcccagatgt catctgatcc tctttaggat 280680
ctgggcccat aaaactgtat ctgatatagt ttgaatattt gttccctaca aatctcatgt 280740

FIG. 6T3

```
tgacatttta tccctaatat tggaggcagg gcctagtagg aggtgttttg gtcatagtga 280800
taaatggctt ggtgccgttc tcacagtaac gagtgagttt ttattctagt ggttcctgca 280860
agaactgatt gttaaaagag cttggatcct tccacccctc tctcactctt gcttcctctc 280920
tctcaccttg taatctctac aagctcttca cctccccttc tcctttgcc ataagtggaa 280980
gatttctgag gcctcaccag aagcagatgt tggttccatg cttcttgtac agcctgcaga 281040
accatgagcc aaatcaactt cttttcttta taattatcca gtctcaggta ttcctttata 281100
gcaacacaaa tggactaaga cagtttctaa tgctatggtt cctttagtag gtcagtgtaa 281160
aaccctggat cactcctgta acaaattact tggaactctt ctcaccatac atatttaaaa 281220
atagttgcca tgttgaaaat cctataagat catattttat ttcaaatcca acaactcatt 281280
gctaaggaga tacaagaagc agaaaataca gagagactaa tgtgttgatg atttttgtga 281340
gggacataag gtctgtgtct agattcattt ttttgcatgt ggatgtccag ttgttccagc 281400
accatttgtt gaaaagacta tctttgctcc actgtattgc ttttttctcct ttgtcataga 281460
tatctggtca ccttacctta gagtcacaga tgaatggtcc tattacttaa ctactgaaaa 281520
tacaggccaa agcaaacaga ggaataaggg atatataata aagtatttgt gtacttgact 281580
tggctctaaa ggaagcattg cgtgtctgtg taaaaagaat gggtgagagt tttccaccat 281640
tcaatatttc taatctttct gaaatacaaa gccaggacat cctctaatcc atacattcca 281700
tagtttggtt aatataaatt cctttattaa atccttatta aataaagtta tttatgtttc 281760
tatgaaactc attttaactc ctaagtgaaa aatactactg agctaactaa acatcaaaca 281820
tttttaattt tttaaatttt tttagagaca gggtcttgct atgttgccca ggctggcttt 281880
gaactcctgt gctcaagcga tcctccaaac tcagcctccc gagtagctgg gactacaggt 281940
gcatgccact gtgctcagct aaacatttttt ttgaaatgct cttttaaaat caattttatt 282000
gaagtataag ttacatacca taaaagtact cattttgagt gtacagattg acaagttctg 282060
acaaatgtga acaaccatgt aaccatcacc aaaaataaag atatgagaca tttccattac 282120
cccaaaaagt tcccgtgtcc ctctccagtc aatatccagc cctagcccca gctccaggca 282180
accaccaatc tgctttctgt tgctataaat tgtacttatc ttttctagtg tttcatacaa 282240
atggaatcat acagcattta ctcttttgtg tctgtcttct tctgctcagt gtaatgtttt 282300
tgagattcat ctatgttctg tgcctcagta gtttgttctt tttattactg gataattcca 282360
ttataagaat ataccacaat ttgtttatcc atttactgcc tgatgggcat ttggttgttt 282420
ccagctttga actattttga atcctaaaag actgccagtt ttgaatgaga ccccagaaca 282480
atgaatgtag gctctgtata caagttcagg ctgctgggca acttaggcct taagacacaa 282540
ctctgccact taggccttaa gacacaactg acatgatggt gcttaaagtg gctgtgatgg 282600
aaaaggaggc tgtttggagc ctttggagtg cctttatagg tgaaccccag catagcacct 282660
aatgatttgg agcaaagctg tgtcattccc caaagataac tattcgcctt ttgagaaaca 282720
tcttctagct actatcaata ataaacacag aatgcatcac catgggccac cgtgttgtct 282780
tttgacctga gtttccattg tgaacaagag tcatttgatc caaggcagaa agttgggtgc 282840
acacagcagt gttccatcat caaatggaat atgagattgg gcccaagtag gtcctgcaga 282900
cacaaataag ttgcaagagc aagtagtaca ggcgcttggc ctggccagta ctgttgccaa 282960
gttgactgct tcccctcagt ctgcatctgt ggcttcatgg ggagtttcct atgaccactt 283020
gatggaggaa aaaacaaatt ggagcatagt ttatagtgct ggtactaccc aaagtggcta 283080
gctgaggcac tacatctcca ctctggggtg cccgtgaagg acagtgccaa aggaaaaccc 283140
cctcagtgag cagaacttgg agcaatacaa gtgggtgttc attttaccta gaagagaaga 283200
tgtccgtgag ttacagatct acacaaaatc acagagagtg gttaatcgtt tagtctgatg 283260
gtcagggact tccaagagac atgattagaa aactggtgac aaggagtcct ggggaagagg 283320
catatggata cctctgaaca cacacaaaac atgagaatat gtatcccata tgaatgttaa 283380
ccaaagagca gccacaacag aagaggattt taaaatcagc tgaataagat gattcattct 283440
gacagcatca gctagtctct ttccccagcc actgttgccc agtgggctta catatatcat 283500
ggccatgggg gcagggctat gtatggacac agcaacatga atttccactc atcaaggcca 283560
atttggctcc agccattgct gagtgctcag cctgccaaga tagaaatcta cgccaatatg 283620
gcaccattcc ctgggctaga aaaccaactg gtggaaggtt gattacattg gaccatttcc 283680
atcatggaag gggcagtgct ttgtcttccc tggaatagac atttactctg gatatggatg 283740
tgccttccct gactactaca atgctctgcc aaacctacca tccatgggct taattttatt 283800
tgttataaaa tttcaaccac cattgcttct gaccaaggaa gtaatcttac agcaaaggaa 283860
gtacagatat gagcttctga tcatgggctt cactggcctc acagtgaagc aggtggccag 283920
attagaacag tggaatggat tttaaaggct cagttacagc accagctggg tagcaacacc 283980
ctgctggcct ggggttatgt cctgcaggat gctttaagtc agtgaccaat atatgatgct 284040
atttctccca ttgtcaggat tcatgggtcc aagaatcatg gggtcaaaat gggagtggct 284100
tttctcacta tcaccctggt gttcgggtag taatttttcc ttcccattcc tgtaactttg 284160
ggctctgcta ttgcagaaat cttagctcct gtgggggggaa tgcttccatc agggaataca 284220
atggtggttc cactaaactg acagctgagt ttgccatctc ctcgtgccag tgaatacaca 284280
agcaaggaag ggggttcctt tctcacctag ggtgactgat cctaattacc aaggagaaat 284340
tggactgcca cttcacaatg agggtgagga gtatgtactc tatgtgtctg tgattaatgt 284400
caatagaaag tgacaccaac ctagtacaca gaggactgat catggtccag gcccttcagg 284460
aatgaagatt tgagtcacca ggcaaggaac ttggactcac tgaggagggc atattccaag 284520
gagaatattt tatctatgtc catctatgtc catctatatt ccatctgtgt tccccttgga 284580
attcctattc atgaacatgg ggaattccaa ggggaatata gaatgagtag tggaaggtag 284640
```

FIG. 6U3

ttataaatgt aagtcaaaaa ccacacaacc aatttgagaa atgaggaagg taatagtgtt 284700
gaatatgtct tctttatctt gatataaatg tatttgtgca tatattaacc agtttattta 284760
tttattatta ttttttgaga tgagctctcg ccatgttgcc caggctggtc ttgaactcct 284820
gggctcaact gattctacca tttagtcctc cgagtagctg ggactacagg catgcaccac 284880
catacccagc tgaccagttt tttcctattc ctctacttaa tttctctact atacaacata 284940
atatgtgtta atggtagtta actttatatc tcagtattaa gtcacaagat atcaaaaagg 285000
gaatgcgact tagttacaag cagaatgaat atcactcaaa gatgaataaa gagaagaggg 285060
ttagtgcatt ttctgttgga tgagagaaag tttcattgtt aggcagaagc atgattttgc 285120
ctttttttct tttttccaag gtctcactct gtggcccagg ctgcagtgca gtggtgcgat 285180
cttggctcac tacaacctct gcctcccggg ttcaagtgat tctccagcct cagcctccag 285240
agtagctggg attataggtg cgccaggtta atttttgtat ttttagtaga gaaggtgttt 285300
ctccatgttg gccaggctgg tcttgaactc ctggcctcaa gtgacccacc tgctttgacc 285360
tcccaaagtg ctaggattac aggtgtgagc cactgtgcac agtcaccacg gtctttttgg 285420
gaggcaactt tagcatggtt aagaggtgcg aatggatgtt aagctaacac caggtaagcc 285480
ctggtagatg tgtattgtgt cagtgggcct acgctggagc catgtttccc caaattcact 285540
tttcctatgt acctctggat tagtgtgggc cactggagac atttcacatg agatgaggaa 285600
ggtgggagtg aaggagcagc atctttttac actaagcagg tcggggaggg catgtggctc 285660
tgtctcacat tgttgggaat ctgtccatca tctggttggc ttaggtcagt gggtgagttc 285720
acagctgttc cagcttctgc tggaaactcc ttcggtttct ctgactgctc cgtgatgagg 285780
gcatcagatt ctcctgcaga aagccccagt gttgaagttg gggcttcatg ttggtgagtg 285840
atagttacgg gttctagccc aacctgtggt ttcttgcaaa tttcagtgtc agctcagtct 285900
tgcgggtttt gggttgtcct tgcttcccac acttcatgcc tttctttccc tcctgacagt 285960
ctgcccttta gattttagga ttcagcacca gccacagaaa cagcaacctc actgttaagg 286020
gttgaattgt atctccccaa aaggtaggtt gaggccctac ctgccaggac ttcagaatgt 286080
aacctcatct gggaatagca tcattgcaaa tataattaat taagatgagg gcatactggc 286140
tcaggatggg ctcctaattc aatacaacta atgtccttct atgacagcca caggaagaca 286200
gaaacgccaa gggagaacac catatgctga tggaggcagt ggcagctgcc agccaaggat 286260
tataaccaga agtcaggaaa aagcaagaag gaatcctccc ttagtgattt tacagggagc 286320
atagccctgc tgacaccttg attttggact tttattcccc aaaactgtaa aacaatacac 286380
ttctgttgtt ttaagccact cagtttgtgc tactttgtta tggcaactcc agaaaacaaa 286440
aatacactca gactgtttaa tcaacctcca taattgcata aggtctaatc cctataataa 286500
atcccttaaa aatgtctgtg tatatatatt taaaaatata aaatatcttc tagtggttct 286560
gcatctctgg tcaatccctg actgatacag aatatgtatt ttcatttcta atgatgaaat 286620
acctgaatga aatttctagg acatatggta agtgtatgtt tagcttttaa gaaactgcca 286680
acttggggga attgcttgag gccaggagtt caaacagcct gggtaacagt gataccctgt 286740
ctgtacaaaa taaaaaatat tagcagcgtg tggtggtgtg tgtctgtagt cccagctact 286800
caggaggctg aggtgggaga ttcacctgag cccagatctt tgaagttata gtgagctatg 286860
atcacgccac tgcactctag cctgggtgac agagtgagaa agctggtctc taaaaaacaa 286920
acaaacaaaa aagaaactgt caaactcttc ccaacatgtt gccatttta catttaccat 286980
tttacattct taccagcaat gattgatagt tccagttgct ccatacccct gctgaccatt 287040
ccaatagatg tattgtgtta tctcattgta gttctaattt gtatttccct agtgattaat 287100
gatgtttaac atcttttcat gcacctattg gctatatgta tatcttcttt agcaaaatat 287160
atgttgttat ttgaagagcg gaagttttac attttgatga agtctaattt attgattttt 287220
tttttcttag atggctcatg ctttttgtgt tatctaaaaa aaatttgcct tcttcatggt 287280
cacaaagact ttctcctatg ttttctttttg gaagctttat atttttagtt tttatgttta 287340
tgtttaagac ccatttctag ttacaatttg tgtgattttt tggaagggtc aaggttcatt 287400
ttcttttcca taagaatgta cagttgttct agcacccttg ttaaaaagac tttccttttcc 287460
ccattgaact actttgtcaa aaatcaactg agcatatatg ggcatcatga attttaatcc 287520
tgttagaact gaatgttccc aaggcaggcc atgcccatga ctgacctcct ttccttggat 287580
tgcctacaaa acagataaag ctaagtctgg agcaaagaaa tccatgtcta acctgtattt 287640
tttttttttt tttttagat ggggtctcgc tctgtcaccc aggctggagt gcagtggcgt 287700
gatcccagct cactgcaatc tctgcctcct gggttcaagt gattctcctg cctcagcctc 287760
ccgaggggct gggattgtag gcgtgcacca ctatgcccat ctaatttttg tatttttagt 287820
agagataggg ttttgccatt ttggccagac tgtcttgaac tcctgacctc aggtgatctg 287880
cctgcctcgg cctcccacag ttttgtgatt ataggcatga gccaccgtgc ccggccttaa 287940
cctttgtttt cttacacaac acactacgtg atgttttcca catgcatggg tcatttgctt 288000
catttacgta caaatgcata agcaatatac tgtgtggtgt gagtttgtga tgggaaaagg 288060
aagaagtttt gcggatacta cactggcttc ctgctatctg tctgtgtgaa tggctatgga 288120
ctttgtcttc tatttgttcg cttagcgcag atatgatcag cttacaactt aagattctag 288180
agaaagaggg tcatatctgt aaagcactct gagcatgtgt gaagtttaat caatagcata 288240
tgaggttaca gcaaattcac tatctttgtt tcttcagcta tagaatggca tgaggattca 288300
tctcaattta gttcaattct gttcagaacc atgagctagc tgttcatgga aggaaagccc 288360
acctgattgt ggccagggaa ggagaaacaa cactttaacc aggttgattt ggttctcaca 288420
gacaccattg gcatgtgaca tctggaacag accatgcctg gtctctgttc gtatcactta 288480
ctattcagct caatattggt ctgaatattc tttagactga ctgaaatgaa aaggaactgt 288540

FIG. 6V3

tgtgtaacca tccataattc cagcctgtag acctgggctg tatctctatg ccctgcctgg 288600
cacagacccc acctcctgct ccttctccct caccaccagt caatccttgt cctaatgaac 288660
agggagggca accctgaatg gggagtggag ggaagagatg tcatgagatg gcaacgtgca 288720
ccctgaagtg aggatgaagg ctatgtgaat gttgtaggct gacagccggg catagtggcc 288780
ccgttgccat ggcgatggag gcatgttgat gcgaagtgtc tgcacagctc ctaggatttt 288840
taacagcagc tgggcagagc ctcggcgtcc ctgaattgtt gccccctga gtcactgctt 288900
ggccccagct gtcctgatct ctgttgacaa atggttgtcc ttcacagtca aactactaac 288960
agtactctaa ttaatgaatg tgctaattat tcttgcctac tcccagcata tttgtctaac 289020
taacctgtca cacacagatc agtgcagcat atgcataatt acggagagcg ctgggagcag 289080
gggatgggtg ggagaggggt gggctcgcag ccctgtcgct gtgggatatt tcttgtaaag 289140
ttacctttgc taacggtcag atgtcgtggg gatatgttat ttcccgtgaa gtgtatatgt 289200
cttcctttct ttcctttcta agaatctctc ttcagggctg aggggccatt gctcagtgct 289260
ttagcctgtg aggggattgc caggtacaaa tgcagaagga ccagggagcc caggttctga 289320
agacgattcc ggtagcagca cgtagggtga ttaaaactcc agactttaaa gccagaccgg 289380
cctgggcttg aacccttgtt ctgctccttg ctatgtgggt ctttgccttg accacatttt 289440
ttttttttct ttaagacagg atctccctct cttgcccagg ctgtaatgca gtgttgcgat 289500
cacagctcac tgaagcctcc atctctacag cctcaagcga tcctcctgcc tcagccccga 289560
gtagctggga ctacaggtct gtgccaccac gtccagctaa tttacttttg tagagttggg 289620
ggtcttgcta tgttgcccag gctgttctcc aactcctgga ctcaagccat cctctagcct 289680
cggccttcca aagtgctggg actataggcg tgagccacgg tgccaggccc ttgaccacat 289740
ttttaacccc tctgaacctc agtttcactt tctgggcaat gggaggggggg taatttgtcc 289800
ctcagagggt tgcactgagg ggcaaatgtg aggctctggg tacaatgccc agtacagact 289860
aggtccccac gacacagccg ctcagcggct ccggattctg ggctgctctg gactgcggcc 289920
aggcggtctt ctgcgggaat ccgggcaggc agggcgggct gcgctcccct ccccggctct 289980
cccggtgccc cttgtctttt tgttctgtct cagcagctct ctattaagat gaatggcatt 290040
tccaaaggct tcacctctga taagtgttcc tctgcagctg cagccagaat cttaatgtgc 290100
gcgctgtaat ttaatggccg tctcggctat taacacgctc ttctcgggtg aagtggactc 290160
cctccatccc cgggcctctg cacgtgctct gcgcgctggc tgggggtgac tccaaggagc 290220
tcagagcggg gtgcccggca cctctcgcca ggcgcctttc gaccttctaa agcgcgaatg 290280
gctggacttt tctcccatgt gtggggcccc agaaggtgtg gggccccaga aggtgtgggg 290340
tccctgcgtt ccacggagcc cggaaggttt ccagtgatgg tgggggctga ccacgttggt 290400
ccccgtgggt gctgttttca tgtgccggca gattgggatg agtttaaaag acagaagcgt 290460
gtaggataga gaaacttctt taaaaactgg aaattttaat ctggggatta taactattgg 290520
acagtcaagt gcaagagtga atacacttct cactccctcc tcccaatttt tatttgcggg 290580
attagtcagt ccccctctgc cacatgataa ttgtgagaac taccagggtc ttcattctcc 290640
tgccatctgg ttgacctctc caagaatgga cacccgggca gcctgggcca atgaggctgt 290700
cctaagagtt tagatgagag aagtcagtct ttgacaggtg atggaagctg taaaatgtaa 290760
aactccacag ttggtgaaga tgtctccagg aaacaggtct gcagagagaa tacgtttgac 290820
atgctaagag aagctgagag agagcgagag gagagattgg aagaaagaca gagacagagg 290880
tagagagaag ggaaagagag agagaaaggg acagaagaga gagaaaaaag aggggccgg 290940
gcgcggtggc tcacgcctgt aatctcagca ctttgggagg ccgaggcggg cagatcacga 291000
ggtcaggaga tcgagaccat cccggctaac acggtgaaac ccccgtctct actaaaaaat 291060
ataaaaaaaa ttagccaggc gtggtggtgg gtgcctgtag tcccagctac tgaggaggct 291120
gagacaggag aatggcgtga acccgggagg cagagcttgc agtgagctga gatcgcgcca 291180
ctgcactcca gcctgggcaa cagagcaaga ctccgtctca aaaaaaaaaa aaaaaaagag 291240
aggaagggcg ggagagagag agagagaaag ctctctagct ccaaggccta accacatctc 291300
tgttcttttc aacttcagct gtcagatttt tagactcttt gagtgaataa attctccttt 291360
ttgcttaaac tagtttgagc taagtttcta ttgcttgcaa ctggaatact ttgtaagagg 291420
actggccttc atttctgatg cattgtcact aagatgtaag tgttagaaga gctaacgctt 291480
tatggggttc aaactccttg gctaccaaaa cctaaacatc ccctgaaact taccaaactg 291540
caggtatgaa ttggatctca ctaaggtgaa tatacaaatc ttgcaagtgc tgagccctaa 291600
ccaatcttgt aataactctg tggtagttaa ttttatgtca aattgattga gctaaaaaat 291660
gcccaggtag ctggtaaaat gtttttttct gggtgtgtta gggagggtgt ttctgaaaga 291720
gatcagcact ggaatcagcg gactaagtaa agaattccca ccctcaccaa tatggtgggt 291780
gtcatcaatc cactgagggc ctgaatagaa caaaaagcgg gcagaagggc aaattccctc 291840
ttcttcttga gctgggccat ccatcttctc ctgcccttgg acactggagc cccttgttct 291900
ccagcttttg gattcagact gggtcttgca ccattgccct ccatcttctc ctgcccttgg 291960
acactggagc cccttgttct ccagcttttg gattcagact gggtcttgca ccattgccct 292020
ccttgatgct caggcctttg aatgcagact ggtctccacc agcagctttt ctgagtctcc 292080
agcttgcaga tggcaaacca tgaaacttca tggtgtccat gagcatgtga accaatttct 292140
attataaatc tgcaatatat atatatgagg agacttattt atatattggt tcagtttctc 292200
tggagagcct tggctaatat aaagtctata ctctacaaag tgccctaggt actcagggag 292260
tacccaagtg tgtcatgacc agcccgacag ccctggctgc tggcttcccc gcacacaact 292320
ctgcacgctg ccttcatcag cctttctctc tcagctgaac cgagggcatt gaagcgggcc 292380
tctggcactg tacctatgag ggagcaatat cttcccctac actgacctct tccgtgccga 292440

FIG. 6W3

gatgcagccc tccctgctgc cactagttac agtggtccat gttccctttc aaagtgaagt 292500
tttgataaaa gcacctctta accaatgcca aatagctaag tctgggacaa agattgcagg 292560
tattttgcat tttccatgta acctcagagg gattgccatt cacactgatc tgagctgcag 292620
aataccaggc agccacctca cccacccagc aggtccactc ttatactttc tcagaaagca 292680
cagccactct actcttattc agttgaaaag aatttccagg aaggtgtttc tgcgattgcc 292740
tcagaaaagt cagttccctt tgggaatttc ccttagggat catctgtaac tccatttctg 292800
ccttttacct gaattctttg gtttggtttg aattctttgg tttaatttat gaattccctt 292860
tattactttt ctctgaagaa atggagatat cagctgtccc tccccactgc catttattcc 292920
ttccttcatt caaaccttat gtggctgcta cttaccgtgt gttaagtgtt cactttttt 292980
cttggaattc aaaaaaagaa ggacagtatt tggggcacag atcttttggt gttctataca 293040
ttttttaaa gtttcatttt acatttgtgt gtgcgtgtgt gtgtgtgtgt gagacagtct 293100
tgctctgttg cccaggctgg agtgcagtgg cataatcatt ggctcactgt agcctcaaag 293160
tcctgggccc aagcaatctt cccacctcag ccacccaaaa tgctggggtt acaggtttat 293220
gccactctgt ctgacctgaa agttttgggt ttactttccc ttctttctct ttgctgaagt 293280
cagagatgat ggcagcttcc agattctctg gtgcctgtgc tgggctcgtg ctggtcatgg 293340
tcttgggtcc aggattcatt ctggagactc tcagggaagt ttcccatgac aaggaaatgt 293400
aggagagtgt gctggctttg cgtgctcctc tgccaagccc tgcttctcct ggtgggacac 293460
actgaaccac agccagggca ttttggtggt tagttaaaaa aaaaaaaaaa aaaaaaaaaa 293520
ggaagaagaa ggcactgtgt aattgtgccg gggatcttca gaaattgtaa tgatgaaaga 293580
gtgcaagctc tcacttcccc ttcctgtaca gggcaggttg tgcagctgga ggcagagcag 293640
tcctctctgg ggagcctgaa gcaaacatgg atcaagaaac tgtaggcaat gttgtcctgt 293700
tggccatcgt caccctcatc agcgtggtcc agaatggtaa ggaaagccct tcactcaggg 293760
aagaacagaa ggggagattt tctttgatgg ttgtttggaa gtcaggctta aacaattgtg 293820
tctgtgtgtg cgcatgcaca aacactttta ccttatcttt attttcttct ttttatttga 293880
atgtataggg ttgtgtgtat ttctgtgtaa atttggggtt ttcctcctct tagtctttca 293940
cttttgtggt gattaccagt cccatttta gagccagggc tgcaacttga aggttttgct 294000
aaaaccctca ccgaagtgtc tatgatcagc attttaacta ttaattaatg tggccaggca 294060
aggggtggaa ggtgagaaga ctagaaaggg aacatgatat acacatttac tcagatactg 294120
ggcttttcta acatctgcag tgcaattgaa gttaccagtc atctgcagtc taaaaagaaa 294180
gtgattttgg gaggtgcgta gaaaaaatca tcttattatt tttcctctat attacttttt 294240
tctttttttc tcctgaagaa actttttttt ttggtgatac cttctttttc tctagcacgt 294300
ataattttgg aagcattttt catatgcagt gtatacttca gaaagagaga gagagagagg 294360
aaaattgtcc tgttcagcgt ttgcatttcc attattcctg ctattagtta aaaacaacaa 294420
caacaacaaa aaacaagcag gatacctaga tctggaaaag ggagaattgt gtagagctgt 294480
cttcctaaag ttctgagtta gggctgcctc agaccacttt cataactatc tccagtggct 294540
ttgtgtttta tatttattaa gatagagaaa aaaagagtaa ttactaaggg cagctgctgt 294600
agctttatgg tgattactga acattgacat gctgtcacgt ttttggaact ttgagtattt 294660
aatcactttg ggatattcta ttttccccca tcttgagtgt ggacagatgc tggtgatgta 294720
gccttctggg cacagagcaa gcctcccccc cagcctctgc accagaaagg ctcagcttca 294780
cacactccaa gtatgttttc tacaagaact acactttgtg gctttctgac ccaaacattt 294840
ttatactaaa ttacacacaa caaagttgta gctcagagag ggaacaaatg gcttatttag 294900
gccaccattt tcttgagcca ttatgatttc acacagggct cccttggccc tgtaaattgg 294960
caaggattcc attattcaac ccgcatacat gtacagagac cctgctctgg cccagatagt 295020
attctgggta caggcggata gagcaggaaa caaaacagct acagtgatgg acaggtcagc 295080
ctgcagcaat gcctgcagtc tctgcaaagg tagctgtatg ggtgggcagg tggctagcac 295140
ttattcagct ctggaaggat ctccccctctg gcctctcccc tgacacccat caataaaact 295200
gaggagcatc ggtggacagg ggaccttgtg ccccctccct gcctgtgcag ttggggctga 295260
acccagctac gaagtttgag ctcactctct ccagctccct ctcaattcag agctgaactg 295320
tgggaagctt cagagctctc tgtttcaagg acaggttctc ctcacctctc ctaatggagg 295380
tgcaccaggg aactggccct gctctgccca gggctttctc ctggactttg ccatcatggt 295440
ctagcaaacc ctgttcagat tgaggtgagt ggtgagattt cgaattcttt ttgacagata 295500
ggattaagtc ttcttctgtg ggacaagtgg gaggtagagg taagattaaa gatggccaaa 295560
tgtctgagtc ctgacagcca caatatggag atctagactt tttacagacc acagggcaca 295620
ggggcctcac taacagagtt cccggaagtg atgagtgtgc tgggggcttc ctggttgaag 295680
agacactaga atggaccagc tgggagctaa ttttttgggc tggagtgtga tggcctgcac 295740
atcactgcct ctgtccctcc attgtcacag ctgcccctta ggagccagct gaggcaattt 295800
gtggtcagag tgactttgca cagttgtcct gcctgtgttc aggaagggag tttctgtggt 295860
ccctttgaaa ccacagaaga gcccctcgta tagctctcaa tggaggggggc aaaacattca 295920
aataactcag gagataacac aactatttgt ttttaactgt gagtttttag gcaatcacaa 295980
agatccagat gtatgtccaa gcctctcttt gcaattctaa ttaacctcaa tgttgcaacc 296040
atagacctac cttacagagt tcaaaaaaat atgcaaaaac cctgcctttc ttcttcctca 296100
taccccaaaa tgccattctg aacatttcct gttagttaaa aaaagatttc catggtgtta 296160
ccaggcactg tacacagtct gtgtcccaag acaaggaggt acagttccac atgcgcccat 296220
gactgggttg ggctctgcac tctctctata ctttgagagc ctgattttct gtgattgggc 296280
agagctggcc cacctggtgc aatgtcctcc tctgcctttc aaacatgttt tagtcatcaa 296340

FIG. 6X3

gatcttcaaa tttgtaaccc tttccagctt gatccagcag aatgcagatt tggaaaaaca 296400
gaacgagttt aaaatacatg attctaagaa acctggacca gaactatcaa aacttggttt 296460
cccagagaat atagcaaatg ggctcattgg ccaatactat gacattggct tttgagaaaa 296520
gaaaggcttt attgcaaggc tggccagcaa ggagacagga gttgggctca aatctgtctc 296580
cccagtttgg ggcttagggc aagttttaat tacacagacg catttcttat gagtagcagg 296640
cagagagcct ccaacttctt ctgcctaggt accagcagct tagacatgat gcaaacctgg 296700
gaagcacata ctgtatttgg agaaagtgat tgggaagaaa tgtgagctga ggggaggggc 296760
tcagtgcccc tgagctacac ttagtgatgg cagaggaagg atgtcctccc gcaggaggct 296820
gttccacatc tgctctggtt gtagggggag ctggcaggca ttagcagcgg cctctttccc 296880
ccaagagagg cagcctcctc caagttttgg cgacattatg gccctgcaat cataagggtt 296940
tgtgagcata gtgctaagga gggaaatgga gctgctgtta ctagttccac cccaacacac 297000
acacacacac tcacaagaaa cctcacaagc accgtattgg aagactttgc catccaacct 297060
gggatttgac aggctctaga agcagaatca tagactcatg aagttccccc aaagcaggaa 297120
tcttccttac agtaaccccc aaccaccccc ctccaccgcc tccaccggct gcttcttcct 297180
gaacactgca gtgtttggaa aactcacaaa cttccaagct tgcctttcct attgttgcat 297240
ggattgaaag cttgcgttgt gtgaagaatg gcgcttcctg ctgtgcttag ttttatctca 297300
tataatcttt gcaccattta atccttgcac tcacccactc atgcaactgc ctttgcagag 297360
actggagggg ccgctgtagg ctgacctttc cttcactgta cctattttgt tccctgcttt 297420
attcccctgc acccaggaca ctgcctggca caaagacagg tctttataag tgtatgcaag 297480
tgaataaaga tatatatatt attattgtta tttttgagac agtttcactc tgtcacccag 297540
gctggagtgc agtagcgcaa tctcagctga ctgcaacctc tgcctcccag gctcaagtga 297600
ttctcatgtc tcagcctcct gagtagctag gactacaagc atgtgccacc acgcccagct 297660
aatttttgta tttttagtaa ggacagggtt tcaccatgtt ggccaggttg gcctccaact 297720
cctgacctca agtcatcctc ctgcctcgac ctcccaaagt gctgggatta caggcatgaa 297780
accagcctag aaatacatac tattatttat tcttgtttta cagataagca aagtgagtca 297840
tggagaattt ggttgaaagt cccaaggtca ggagtcgtga agctgggatt aaaacctaat 297900
catctgactt tagagagtag acacttgctc catgcatatt gcctccaatt cattcattca 297960
agcactccct gctcaagaag ttctttctta tgttgagctg aaatctgcag ccctatgcgt 298020
tttacccagc agtcctggtg ctgttcccta aaatcactta gactgtgcct gctctttctg 298080
tgtttacagt gtcagctgta atatccccct cttcggccta acgtttctga agtcccttgc 298140
cactgggtct cctctcctct tcctgtgttc tttctaagaa cacctatgca gataggtgtc 298200
ttctgtacag ggaagctgtt cctgagatcc gggcatcgac tctgttagaa taatctacgt 298260
atgagttatt tttttgagaa ctatgtgtca ttgctgactc atattaactc tgtggttaac 298320
taaaatctca agatctcttt atgtttgttg agaaacttat ttaacttctc tggccctccg 298380
tttccttcac tgagcagtgg agtgattgat aacctccacc tgtggttgct gaaggtcttg 298440
cacaagatga tatagttaaa gtagctagca gtgcccacgt acggcggatg cctcacaacg 298500
gtttgcagcc atctctctat ctgtgtcttt gtctctctct cacactggtt ttggcttact 298560
gttagcagct agccgagata agtgtgttta tggtctttgc atgtattgtt tctgtagcat 298620
actggaggat tacaagaggt tggggagtga gggggcggtg aggagtagac aaaggcagcc 298680
aactcttcca agtttagctt agaaggaagg agcggtaaac cctagttgaa tgttggactg 298740
aagcaggttt gtttttgttt tgtttaaagg atagggaaga tctgtgcgtg tttccaggat 298800
aaagaaaagg agagaatatg atattaaaga ttctggaagt gggagaagga gcaatgaaat 298860
acagacttga agtcagtggc atggacaggg tcaagatcac agttagagga tgcagcctta 298920
gagaaaagga aggggctcgg ttctctgagc aaggagggaa agaagagagg cagatgcaga 298980
gaagtacggc acatcgtgct gctggttgta gaaataacct ctgactttta ataaagtcat 299040
ccctcggtat ccctggggga ttagttctat gacctccctc ggatgccaaa attcgtggat 299100
gctcaagtcc ctgatataaa atggcatagt atttgcattt aacctacaca catcctccat 299160
atccttttt ttttttttt ttttttttt ttttttttg tgagatggag tcttgctctg 299220
tcgccctggc tggagtacag tggctcgatc ttggctcact gcaagctccg cctcccgggt 299280
tcatgccatt ctcctgcctc agcctacagg tgcctgccac cacgcccagc taatttttt 299340
tttgtatttt ttagtagaga cagggtttca ccatgttagc caggatggtc tcgacacatc 299400
ctccatatac tttaagtaac ctctagataa tctctagatt acttgttttg tctttttttt 299460
ttttttttct ttttgagatg gagtttcact cttgtcaccc aggctggagt gcaatggtgc 299520
aatctcagtt cactgcaacc tccgcctcct gggttcaagc aattctcctg tctcagcctc 299580
ctgtgtagct aggattacag gcccctcccc acccccaccc cccaacaact ggctaatttt 299640
tgtattttta gtagagatgg ggtgtcacca cgttggcctg gctggtcttg aactcctgac 299700
ctcaggtgat ctacccgctt cagcctccca aagtgatggg attataggca tgagccactg 299760
tgtggtggcct agattactta taatacctga tagaatgtaa atgctatgta aacagttgtt 299820
atactgtatt gttaaaagac agtaacaaga aaaaaaatct gtacatgttc agtccagaca 299880
aatggttttc tgtttttttt ttttttttt aatatttttg gtcagtggtt ggttgactcc 299940
aggaatgcag aacccgcaga tatagaaggt tgattatgcg ttcagaggca gggaatacca 300000
tcttgggttc cagaaagaaa atgatcagca ttttctgtca tactctggta aaaacagatc 300060
ttttgaatgg acaggtgtat taaaccctgt ggagctggct gggcctggcg gctcacgcct 300120
gtaatcccag cactttggga ggctgaggca ggtggatcac gaggtcagga gttcgagacc 300180
agcctggcca atatggtgaa accccaactc tactaaaaat acaaaaatta gccgggcgtg 300240

FIG. 6Y3

atgacgcatg cctgtagtcc cagctactcg ggaggctgag gcagaagaat cgcttgaacc 300300
ctggaggtgg aggttgcagt gagccgagat cacgccactg cactccagcc tgggcaacag 300360
agtgagactc cgtatctaaa aaaaaaaaac aaaaacctgt ggagctgatg aaatcctgca 300420
gggagcttca cggtgacagc aagaggagaa acacatcccc atatgccccg cagagtttga 300480
agtcccggct gcacctctcc ccagcagcag gttgactctg gaaagttgca gcgttcttac 300540
ctacagagtg ggaacagtac tacccattgc acagagtggg tgcaaagctc tgtgacggaa 300600
tacatggcaa gtgcccacca cattgcctgg gatgaggtgg gcccttcctt tacgtaagag 300660
agccctacag atacactcaa agtgggcaca ttcctacaga aggagtgtta tttgtgtaga 300720
aaagaaaaac atgaaaggct tttattccta tacacaataa agcacccctt taatgtcttt 300780
ttgaggagga taatatgaaa ttgatgaaaa ggaaccctgt ggttggatcc ctgacaatca 300840
catgtatccc ttttttcact cttgaaaaag gagtaaagga ataaaataga annnnnnnnn 300900
nnnnnnnnnn nnnnnnnnnn nnnnnnnnnn nnnnnnnnnn nnnnnnnnnn nnnnnnnnnn 300960
nnnnnnnnnn nnnnnnnnnn nnnnnnnnnn natgtttcag tcactgtata ataactagcc 301020
agatttttg ttgttgttgt tttgtttttg tttttgtttt ttgagagagc atctcacttg 301080
cccaggctgg agtgcagtag tacaatcaca gctcactgca gcttgtagaa ccctaaccct 301140
cctgggctca aatgatcctc ccacctcagc ctcctgagta gctgggacta cgggtgggta 301200
ccaccatacc cagcttctcc ccacccccca tcatccaatc tatagtcaaa ccctccagac 301260
tgtgtctcct tggcatctat gacacccccа ccgccaccac cccagtcaat tcctatctta 301320
tccccctatc ctggatctga ttctgctaag ttcctgccac actaaagaca gggtggcttt 301380
ctgatgacaa cattcctctg cttaaacctg tcagtaattc cttgttgctc tcagacggaa 301440
ctaagttctg aatttcttca cacggctctc agcaaggtca cagtcaccct gctaggcccc 301500
aggggcaaat ctcaatggtc atcttcttga agacctggct cagttatttc tttctcattg 301560
aggctcacga ccccaccttc ttgcatgcct caaacggccc cttaccatgc tcttctttcg 301620
cccatagctc agcacaccat atcattttaa tttatgtatt ttgcttaatg tggatgatct 301680
gtctcctcct ctgctgtcct caccagagca tcagttcctc aaaccaaggc tctttgtttt 301740
gttcttggat gcaagctaaa tgtctggcat gtggcaaatg gtcatagata catgtcattg 301800
aaagaatgat tcatcacctc cctctttggc cttgtctgtg gttctaccaa atcccattcc 301860
ctccccagtg ccctccattc cccctccttg gctgaacatt ctgaaccaca gacagttctt 301920
taccctgaac ctttgcatat tttgttctct tagcttagag cggcccctct ccctccgtct 301980
gcttggctaa tttctacttg ttcttcagat tttatcttag atgtcattcc ctcaaggaat 302040
ccttctgtga ctcaacatgg aattaagttg cctcctttga ccctgaaagc accatgtact 302100
caatctcatc ttggcatgac tcactttgct gtgtggaatg tctgctttcc ttgtttgtct 302160
attcctttag actgtaagat cctagaaagt gggggccgtg ccttgctcat gactgtgttt 302220
ctaacaccaa acacagtgtt cagtagagag cagctgctga gtacgtttct gctaaatgac 302280
agttgatgga ggacatttag ggttgcttgg aggtcaagtc aaggaggcat ttaacattct 302340
agtaaaacaa ggaagtaaca ggctcctgaa catgcccaca atgaaccaga tgcaaacctt 302400
ttcccttggc aggattcttt gcccataaag tggagcacga aagcaggacc cagaatggga 302460
ggagcttcca gaggaccgga acacttgcct ttgagcgggt ctacactgcc aagtgagtcc 302520
taaccctgat gttgctaata agtgggggca tgggcagggg ggcctccttc taggagtgat 302580
gaccacccct aataccacat gtctgtctga gccaagtttc tgagcgccag ggaggtgagg 302640
aaggttggac ttcaccagag aggctttgtg gacacccttt atcatcttag tgagtgctag 302700
tgtcaaaaca aagggagtgg ggatatgggg cacattggtg gagggaggtg tgatctctgc 302760
agcttcagaa agatctgaaa gagtcatttg gttagagaag ttgacctatt tcctgtgggg 302820
ttagaccagg gttgctactg tgaacaccag ccatgactca ccagtcacct tcagaagcca 302880
caggcaggac atgctgacga cagccttcaa ctcacccacc ccttgctccc ctgcgggtgg 302940
aagtctggag gtgacaccac tgcattttct aacacggggg ctccttgagc aactagaaca 303000
agaacagaaa gaatggggac attagcaggt gctttccccc tctctcattc ttttctttga 303060
ataaaaaggt tgtttgaaaa cacctgagcg gctcctaaag atgggtgcaa tctattcggg 303120
atgcaaatcc gaatgaatgt tattcaaatg ctcctctctt ctttatgcag agtgtatttc 303180
aaggctcagc cagtggcagg catgctgggg actatggact acggactagg ggcctgtcac 303240
agaggaaggc ctcatgctag agagctaagg gaggagctgg ccttcagttc catcccagga 303300
gcaactttga tgttcccaga gatccttcca aaggggagt catggtcacc caagaaaaat 303360
gtattcagaa tgccaagaat ggtgcaaact caggacaaag attcacactg cagggttgga 303420
gtccctgggc ttgctgctgg caccatggga gggagggtcc ccttcagggg taccgttggt 303480
ttcctgtgaa ttaaactggc ttcaagggat ctcgactgaa caggcctata tcacactcac 303540
tgatatactc tctcttcagt ccttctcctc atctaggtat ttttaattgt ttcagtgagg 303600
tgtaggcatg aggggattgg agggggcatc tcctccattg cagtttttca ttggctgctt 303660
tgctccctca gctccgaaat cgctgggcca ctctcgaacg cattagtacg gtagtcacag 303720
gttgattgcc tggccccttg ccctctgtgg gcatttttccc tttcagacag cccctgagta 303780
ctcacagtgc tgctacagtg ggccacctag atctccctct ttctccatgc tcccacgtgc 303840
tctgggctcc actccccttct cccaagcact tctgtccagg gctattccag cagtctgacc 303900
tcaaggaaat cctttgctaa actgattata gagaggtttc tattttaaca tttaggtctt 303960
ccatgtatta attctcagaa tcaatttaag atgtttaaag gtgtgattta agacatttta 304020
aaaccatttg gaggagagta cagaaattat gtcacttgct gtcagcctct ttgcaccatc 304080
tgcagagaaa gatactagag tcccgccttg gacacatcca catgcaagag gtgcaaagaa 304140

FIG. 6Z3

ggtgtctttg atgaggcaag gtcaaaactt ctccccagac gaaatccaaa gaaagcattc 304200
ctactatgct atatcagttt ggaaagaaaa acttctgcca ggtgactgca ttctcactgg 304260
tcacattgtg ttcctatgga ctcctcagct caaccaattt ggagaagtta tggtgcaatt 304320
tcaccatatc tggttagaag ttaagtttcc aatttgctgg caatgaagaa gaaatggagc 304380
aggccaggct gtgtagtttc tgccacgtgc ccccgggagt gaacagctct gtttgtaaga 304440
agccatggtg cttagacctg ggctcgctag ttgccagcct ccaaattgca gaagtgccct 304500
ttggttggtg gctatgctgt gtcacttggg aaggtcgttt ggaagttcca cagtcgttgt 304560
ggggtgccag agattaaaaa gcgtaagagg agagtggaaa gtgattgttg ctgcttgggc 304620
atccccaccg tgtgggtgct gcagcccagc tctcaaaacc catgggtctg tacactcaac 304680
ctccatgaga gggaaggaga aggatgaggg aggggagaga tagccatgga aaggtaggaa 304740
ctaagcaggc agggtggaga gttttctgta agacaaaaac tgtctggaca ctgctgcggt 304800
tctgttacaa agaccacttc ctccctgggc cagcaacata tctgtgtgcc tgtctgggtt 304860
gtaaaaaggg tcaaagatca atgcagcagg cagctacatg ctggcaaaag ccagaggcag 304920
ctggtctgtt tgcctgtgcc aggaaaccac tgggaatggg gttgtgtgtt attctaggag 304980
aaagtcgtcc cagcagcagc ttctccaggg gcatccaaga gcactgaaaa gggttgcaag 305040
atgacccatg aggctgcagg aagaaaagaa catgcattta atcttgctat ctgaaaagta 305100
agacatgaag ctttcctcat ttttaatata cacatggaca gtagtatgtg tatatagttt 305160
atatgcaaat atacttgtta taaggttgca tgctcaaaat ttttggttca tggggtgtgg 305220
gatcataaat gtttagggac catggctatc aaggaaaaac agcatgaagg ataaatgata 305280
ctggtggatt aaaaagacag atgcatgtat ttttagcata aaacacaact gctgactgat 305340
acagatagct caagattctg gggcagctgc tgaacagata cactagccag tgtggctcat 305400
cggctcagac ttggccttaa ttaatgggct gtccctccac ccatctccca tgagggcaga 305460
gctgagccag ggtttgagag ctaaaaggaa ttggacctgg actctgttca cgtgtatatt 305520
ttaattctaa ttaattcatt cttttgaaag acagagtcac actctgttgc ctaggctgga 305580
gtgcagtggc acgatcttgg ctcactgcaa cctcggcctc ccaggttcaa gttattctcc 305640
tgcttcagcc tcctgagtag ctgggattat aggcacatgc ccccatgcct gactaatttt 305700
tgtatttttа gtagagacgg ggtttcacca tgtcaggctg gtcttgaact cctgacctca 305760
ggttatccac ccgccttggc ccctcaaagt gttggaatta caggtgtgag ccaccgtgcc 305820
tggcctgttc acatgtataa aacacagttt aatgtcctat tcccagccaa tgagcatggc 305880
tagagcagcc ttggtcaaag tttggttttt ggagaaaaat ccttgttagc tgacctaaga 305940
ttcctctttg tgagtgtaag taagcacagg ttgcagagag gagaagggtc tctggagagg 306000
tgtaattttc taaatggatt acaagttcat ggacttttaa caggtgttac aggggataac 306060
aagttcttta tagacagact tttgaggacg tttaagggta ttctgattct tggttttcta 306120
agaggggaat gtattattta actacagaca cccctaccgc ccacttttg cagagtgtat 306180
caaaacatgt ttttggaata ccaccctcat gtcgcttctc cctgcatctc ttatctcttg 306240
gtgtccattc tagactcact ttctttctgt tttttatttt tatttttttt tgagatggag 306300
cttcactctg tcaccaggct ggagtgcagt ggtgcaatct tggctgactg caacctctgc 306360
cttccgggct taagcaattt ttgtgcctca gcctcctgag tagctgggat tacagcatgc 306420
accaccatgt ccggctaatt tttgtatctt tagtagagac agggtttcac tatgctggcc 306480
agcctggtct caaactcctt acctcaggtg atctgcccgc ctcggcctcc cagagtgctc 306540
agattacaga cgtgagccac tggtgcctgg cctagactca ctttcaagtg gcatagactt 306600
gtaaaattat ttaaaggtga taggtctaca atgatcctgt caattagtat tgacactatt 306660
attaataaac tgttattaat tatatttact tactttaaat taatccaaac taattaacgg 306720
aacactaaag agtttctatg ttttattccc agaggtggag aaaaatgaaa gggaatatag 306780
caacgaattc ttttctccat aaaaacatga atagtgcagc acatcaagtt gaacatacca 306840
cagcaaattg ttgcaagatc tgctgagtag ctcctattta gacctcaagg aatgagactc 306900
aaaatgggtt catcagttct gttttgcaga aaaaatagcg caaaatttct caaaagaaaa 306960
tccagaataa taataatttg tcaataggaa agacatttcc actgggggtt aagaaggaag 307020
acattggaac aatgatagcc accacttatt gaatgcttac tgtgagccag gtggcacttc 307080
accttgtttc attctcacaa cagtctaggg aagtaattac taatgtctcc atccacctct 307140
tgtagatgag caaactgagg ctcattgagg ctaggaaatg cacccacact cacatagccc 307200
ataagaggca gccatggcat tgggcccaga ccatgtgaac ttcaaagact acacgagcag 307260
ccactgggca gctgtcatgg ctaaagccac ttgaattcag cccagcagca acccccctctc 307320
caggaggggc acataagctt gcagctttgg gtagaagctg cacttgaagt cctggatggc 307380
gagagggact ggcttgagcc agagccagga acaaggctct gagaatattc tggaaatcca 307440
caggaggaac ccattttctt acagctggga gaatttcatt caactccagg ctgaccatgt 307500
tttattagga acgaaggtga cttgaactaa tagtcaggaa tggttgaata cggacccaat 307560
gtcaaatcac taggcagttc acatttctaa tgagcaaatc ccttagacaa ttaagaattt 307620
ttttccttttt gcataaccca gacaaaatcg ctacttaaaa acaaaccaaa gacccgaaac 307680
atgagaaaga gaaggaagca ggggaaatct ttggtactaa taagttttta aacaataaga 307740
gcaccagata ttttacccca tcagacacag aatgttattc gaataaccaa aaaaggaatt 307800
ttttctctaa gtttcttgaa ctggaaaatg aatcatattt tctcagtcct gaggctgcaa 307860
ttttgtgcct ctagtaacat ataagaatag atgtgatgcc agtgcccagt agctgctgca 307920
attgttactt ggggacctgt ttattcacta agcacttcac cccagtgata aatttgtagg 307980
ggcctcctgc cctttggagc tcctaccgtg tccattagat cagtggaaat tctgggattc 308040

FIG. 6A4

agagcacttt gcaaggtcag caggggtctg ctctttctgt cctgttcctg gtttttggtt 308100
gtgcctggat tccagggtag gtttctcatc tgttaccttc atagacttct ccagaaaagg 308160
atcttttgac catcagagga ccacgaagat tccattggtg aggcgcagat aacctgatct 308220
ctctgggttc tctgcagggc acagatgaag ggctggccat tcccaagttc tcagtggtac 308280
cactgaggca tgagacccta atggtttgca tgagcagttt gaaaattgca tctttgtttt 308340
tacctatata atcacatgaa acccgtggtt ctcaaacgtc agcaggcatc agcatcacat 308400
ggagggcttg ttaaaacaga tttctgggcc ccaacacaga gttttaaatt ctgaaggcct 308460
gaggtgggtg tgaacatttg catttctaac atgttctcga tgctgctgcc gcctctggtc 308520
ccgagagcat gcctggagaa ctgccacctt cgaccatgga ctgtgagaat tcacatggac 308580
ctcagaatta taatcagtct ctcagtttta cagataagga aactaaatcc agagagattg 308640
ttttgccaat ggtgaacagc tggttaaagt caggatggag actttaatcc tagtcaagtg 308700
acctttcctc tgtatttatt tccctccctt tttatgcctc tcaagtctag ttacactgtt 308760
tttcatggat gggcatattt attgtcctga tctggactgc agacttctca ggaggacacc 308820
tatgatttaa tttagtatag ttgaagagtt, aacagacatg gctttggaga cagactgatt 308880
atggtgtgaa tcccggcttt gccactccct agctggatga ccctgagcaa gttattcagc 308940
ttctccaagc ctgagttcct tattggaaac atgagagcaa ttgtgatagg cagaataatg 309000
gccccctcac caatcatgcc cacatcctaa tcctaggaac ctgtgaatat gttatgttac 309060
atggcaaggg gaaattcagg cagctagcca gttggcctta aaataaagag attatcctgg 309120
atgatctggg taggacctga tgtaaccaca agggtctttt taatgtggaa gaaggaggca 309180
taagagtaga tgtcagagtc attcaaaata agaaagattt gatgggccat ccctgacttt 309240
caggttggaa ggaggttctg agtcaaggaa tacaggtgac ctctagaagc tggagaaggc 309300
aaggaaatgg tttctcccct agaagttcca gaaggattgc agccctgcta atatcttgac 309360
tttatagccc tttgagattt attttggatt tctgacatcc tgaaccatag taaaagggtg 309420
ttttttgttt ttttgagaca gagtcttgct ctgttgcctg ggctggagtg cagtggtgtg 309480
atcttggctc gctgcaacct ccgcctccca ggttcaagtg attctcctgc ctcagcctcc 309540
tgagtagctg ggattacagg tgcttgccac cacacctggc tatttttttgt gtttttagta 309600
gagacagggt ttcaccatgt tggccaggct ggtcttgaac tcctgacctt gtgatctgcc 309660
tgcctcagcc tcccaaattg ctgggattac aaggcgtgtt gttttaagcc actcagtttg 309720
tggccacttg ttacagcagc aagaggaaac tcatacagtt atcatgtgaa ctcacaggaa 309780
tatggtgagt taaaaagaga ggaagggtgc aaaacatcca cggtagagtg agaactctcc 309840
agggagtgag gactgtgccc agcatacagt gatcaccctc ttagtaagct aagtttctga 309900
gcaccagctt ttttgagttg actttgttgt ctttaacatt tgaagatcac ccttctttgc 309960
tcagcctggc ttgcagacct gggctgattt gtggatctga tagaaaagtt tccttagttg 310020
ggctcttctc cccgaccacc cccatgccag tgtggccaca tcctctgtct gcattgctca 310080
ctcttcaatt ccaagaagcg caggggcacc gccaggaaca ggaaccctgc cagaggaata 310140
catcaagaaa ccaagtctcc cttacgcatc accgtaggaa cagagttaat ggattatgaa 310200
catgtgtttg ctttatacca ttgtttgttt cccaggtggc agctggctgc cccatcttat 310260
tgggtagatg taagtggaat tacgaatggg atttatgttt catgcacgat ggtgattatt 310320
aacttcaact ttcaggtaat tttcagacca cattgcacta acttggtctc tgattgtttt 310380
tctccttgtt tgtttattct gcagccagaa ctgtgtagat gcgtacccca ctttcctcgc 310440
tgtgctctgg tctgcggggc tactttgcag ccaaggtaac tcagacttcc ctttgttcat 310500
tctccttcta taaagtgcat ctcaaggagg ttcaaagggc aggctttttg ttgaaaggac 310560
tttgcctgac ctctggctcc catctgtgaa gccctggaga ggtgagagcc ctcgggaggc 310620
cgtgtttcag gcatgctctg cacccgtgca gagcgcgtgt gataatgcat tgctaatgct 310680
tgctccctgg tggctggctg agagctgctg tgctgacaag ggtggtttaa ggctaaatgt 310740
gactcagaat ccttaagcag tgttagttca gatacaaggg cattataaat gagagtgcct 310800
gagggatcta ttttgggacc gctgtcactt ggctcttctg ctaataagct tccagtgtgg 310860
tggccctcct tcaggcatgt ttccactgag ccacgggctg gatgccacat ccccggcctt 310920
cccacagtta tcagcagccc acaggcttga cttgagcaag ttggaaagac aaatcaactt 310980
ccagagttga tttaacattg agtggaaatc agtcatactt ttggtcccct ttcggggcca 311040
cgcctggcac tgtgcctggt ggcagatcgg catgaactgg ccagcttctg tggccctgga 311100
gggcacaggc agaaaggcca cactcagtcc catgatgaac tgtttaagac ttattgttgt 311160
ctccccgctc tgtaaagtag atagagtgga ttttatgtcc cttattacct ttcaggatac 311220
tttgactcag ggagataaag taacttgggt acagctactc agctggtgaa gaacacaggc 311280
agaatgagtg cctgggtctt ttgacttaaa attctggatt tttcacaaag atcctcttac 311340
tttattcatt tacataataa atatatattg aagagctact ctgtgccaag ccctgtgcct 311400
agatatacag tgataaataa agagtagctt ctagaggtca cctggcggtg aggcacaggc 311460
cagctggcaa gatggaccac agaagtcagt gaatgaagac aatgacaagg gtgggaagcg 311520
ccatatggga agagaaccaa gttcagtgat agagagcaga ggtgaggcgg cagcagaaac 311580
cacttaaggg acaccacgtg gcactccttc tgtgctgaga aggctgtcag taagctcacc 311640
atttatttcc tattttctct cctgagttaa ataggaaaca tgtctcgcat tacttgaaaa 311700
atcaagtcaa actatgctct tactaggagt tatggttctt tttatgtctt agatgatgct 311760
tgatctagat gaatgcggac ttgctgtagc tagataaata caatgggagt ttgaaggtgt 311820
ttcgtagccc tggaaatagg tatttcctgt caaaacaagc tttgtcattg ccagcagaca 311880
aaagcatcag taaccttggt tgataatcgt catttcttag gaataaagta gactgtagaa 311940

FIG. 6B4

ttttttttag cagaaaggaa acccaaagat aattctagtg caaatccctc actttataga 312000
gcagaagctc aagtcccaga ggaacaagtg gcttgaacga acatcagaat tttaggggct 312060
ggatttgtac cctcctggtg ccagcagccc acttccctgc aggaggcact caccttcctt 312120
gcacaggggt atgagtgtgg ccattttcca cccataatct ctgttagctc atgttcaatt 312180
gggttcccat tgaaagaaaa atggaccagt aagttggagc agaatcattc agatggtata 312240
acataaggaa aaactttgcc caaggcaaat cgtgattgtg acagctttgt gatttttaga 312300
gaatagcatg ggccaggcac agtggctcat gcctgtaatc ccagcacttt gggaggccga 312360
ggcaggcagg tcacttgagg ttgggagttc gacaacagcc tgaccaacat ggagaaaccc 312420
tgtctctact aaaaatacaa aattagctgg gcgtggtggt gcatgcctgt aatgccagct 312480
actcgggagg ctgaggcagg agaatcactt aaacctggga ggcggaggtt gcggtgaacc 312540
aagatagcac cattgcactc cagcctgggc aacaagagtg aaactccgtc tcaaaaagag 312600
ttcacagttt ctcttttgct ttgattttct tatctgccgg ataacaatag tattttggaa 312660
ggcaggagga attgtggaaa gaaatgggtt ttggggagtg gctgattgga ggcaaatcca 312720
aggacactca ttgctggtgt gtgactccag gcagttactc agcttttcca agcctcagtt 312780
tccttattgt aaaacaggac catggtctag ctagtagcat tcctatggtg agtgaaataa 312840
tatgtataaa gctcctgaca cagtgcttgg catatatcag attgagccat gtaaaactgc 312900
caatatctgg ctatttatga cctacaaaaa tagcatttca tatgattcca cctaacatct 312960
gaagcgcaat aaatgttatt attgataatg caggtggtgg tgataaagtt ttgaaatcag 313020
aaagacctgg cttcaaattc cacgccttca ctggcctgac ttattttcat tcatttgaca 313080
aatattattt tgaacacccc tatgtgccag gcactatgcc aggctcagag atgatctagg 313140
aaaaagacag atgtcctcat ctgtcttagg ctcttgtggc ctaagcctaa atttcctcgt 313200
ctgtcaaatg gtgacagtaa cacactcctt accagagagc tgggaggatt ggagactcaa 313260
gttcccaaaa cgccaggagc actgcggcag gtgaaaagta ttccctcaat ggcggaagtg 313320
tttaaattgc ttttatatct gtagctctag ataacactag ttccagctta gttaactccc 313380
agctccaagc cttcaggact tcatagagtt attggggtgc tgctcttggc agtttcccaa 313440
aaagctagaa tgcagaggga atctccttcc caaaaagcta gaatgcagag ggaatctcct 313500
tcccaaaagg ctagaacgca gagggaatct ccttcccaaa aggctagaac gcagagggaa 313560
tctccttccc aaaaggctag aatgcagagg gaatgtcctt ctcttctaaa tggtagctgt 313620
tagttcaaga aaggttaaac attgtgctgt ggggaggctc aggggtgaag ggtgtacttt 313680
taagagaacc agtttcagag ctgggtttgg ggtttaagcc ctaccctctg ccccctttta 313740
cgagctgaca gccttatgca agcctggttg accacctgaa cccacgtttc cacatctgga 313800
aatagaaatg tgggtactag ttatgttgaa aggactcagg ttagatgata gatatgcaaa 313860
taccttggaa accaggagtg tccagtcttt tgggttccct gagccacact ggaagaagag 313920
ttgtcttggg ccacacatag aatacactaa ccctatcaat agctgatgag ctaaagaaaa 313980
aacgttgcaa aaaaaatctc atatttttaa gaaagtttat gaatttgtgt tgggctgtat 314040
tcaaagccat cctgggccac gtgcgacccg caggctccgg gttggacaag tttgttgtaa 314100
acaatgccat gatgccggca taaggtcgtt accagtatta ggaaggttct caggtttcct 314160
ctagcccttg ggctcttttc ctgaagtgcg tgtgtcttct gctagatttt gtgaccaatg 314220
ttgattgcct aattgggcta acagcatgtt ttggtggcta cgaaactgac acaggtgttt 314280
tcatttctcc acttagttcc tgctgcgttt gctggactga tgtacttgtt tgtgaggcaa 314340
aagtactttg tcggttacct aggagagaga acgcagaggt aggtaactgg gactactaaa 314400
gaactgtgga gcgattcctg atttttgagc aggaagagtg acaattcaaa acagtatttg 314460
actagattca cggctccgta gcatcccctt gggtgggagg gggaaggctg actaggacct 314520
ctgattcttc tttccctgag ctttgaaggc tctgaaaata cagctggggg gacttgccca 314580
gttttcttat taagcaattc ctccgcatgg tgctggcttt caaagggtgc ttcagtgctg 314640
tttgctgcac gtgccttgca gccccacacc ctgcactccc gccctgcaga gtctggcgct 314700
ggaatgacat tttaggtctg ggttcccagg cctcctgaga gtgaaatgtt tcattgtttg 314760
tctagagaaa tgagaactaa agcttgcacc ttgtgataag ttgtcctgag gaacatatct 314820
ttcagggacc agaagaaaga atgttgggaa aataagatgc agtaagatgc agacatgaca 314880
gcagggtgca gcggctcacg cctataatcc cagcactttg ggaggctgag gtgggtggat 314940
cacctgaggt caggagtttg agaccagcct ggccaacatg gtgaaacccc gtctctacta 315000
aaaaatatac aaaacattag ccaggcatgg tggtgggcgc ctgtaatccc agctactcca 315060
taggctgagg ctggagaatc gcttgaaccc aggaggcaga ggttgcagtg agccgagatt 315120
gcgccactgc actccagcct gggcaacaaa agcaaaactc catctcaaaa aaaaaaaaaa 315180
aaaaaaaaaa aaagatgcag acacgagact gtgaaactga ctagcatcac cattgcattg 315240
tttatagatg ttgccagaca gaaagcccca aagcagcaca gtaccttcct gacatctgga 315300
ctaggaaatc tagattttag taaaatacat gctaatactt acagaagaaa tgtcggcgtt 315360
agagtatgcc gtcagttcct tagagattgc aattcctaat gcactagtat ggtttcaggt 315420
gccaggaaca cgttctgtga ggctgctgcc ccaggtgctg accccagcct tccacaccat 315480
tttccttcct tgtgttcaca gccgctctgt cttttacaat agcacccctc tctagtggct 315540
aatgggctct atgattagat agcatccttc agtagtgata aaggcagtga catcctaggg 315600
aggtcagcgg gtgaaagcgc tatatctgga aaacctgaga gcctgtgaag ctcaaggact 315660
tgacggggtt agaccgtgag ccgggctgca gctggaaaaa gaatgactgt tctttcagca 315720
gatccttccc tgtgccatct ctttcttcat tcctctctag tggcattctt atttatcctc 315780
taaaaccaca attccattat ctctcctatt cttatcaaca ctgccctaaa tgatattctt 315840

FIG. 6C4

tattctcttt tgccctggaa aacctctatc atgccttttc ccatgtgatt acctcgttaa 315900
gagtgggggt ggaatgtcta gcaatgaaat aagagggtct tctcttttgc ctggctccct 315960
atgcagccct atcttacccc ctgcaaagtc ccagggatgt ggctcagtca ctgctcctct 316020
cttcatctgt caccacttgc ttgagatcct acagctgctt taattccgag accatctgca 316080
gaacatgaca aaatttgtcc acctacccac atgtcctttt aactttaaag gctttactaa 316140
ctgattccta ttagggaatg aacagaggtg gcaaaaataa acaataggag attgatttac 316200
aagaaatctt taaaatagta gatttcttcg gacctcattg aaatataaat ggcctgcctt 316260
cttgtgtccc tccctggtct ccctctttag gtgataagaa gaagatcctg ccagccccat 316320
aacccgccat ctgcgcgggt tctagacccc cttctcctcc cctctggccg tggtaggcat 316380
tactgatgaa tcatggtgct ctttcttcca gagaccaaac ctggcctcgg aatccttctt 316440
aacacagata ctgcttaaca caaccactct gagcagctgt cataagtaga agtaatagat 316500
actagaagaa atgtctaagc ctaatctaga ccaaaatacg gcctgatata gatgcaagcc 316560
agaggggctt tatggttaaa tgcaaggaga ttttcaaccc tgccgtctag aagctacttg 316620
ctgagatctt cttcagttgg gcccatctcc tccccaggcc tctcttctgt tcctgggcta 316680
tgtcacactt ggactctgca gacacctaat gctcttggga cctgctttag ttcttgacct 316740
caccaaccga ggaggaattg ctagatgaga tccttccccc ggaatttctc tcttgaaccc 316800
cagatggtcc gttgcccctt tccagaagtt gctccagccc tgtccgctta ggaagttcag 316860
tgtcatcctt gatccagtgg gtagggaaga cattccataa tgaatgcccc agtctgagct 316920
tcttccttca ggcttcaggc tgccctgcga ggattttgca gctccctttt taatgccctc 316980
tagaagtttc tggctcttat tttcagccct tcatcctact ctctctgacc ccttcctcta 317040
tcctgtttag ttcacctgta gcagttacta cccagcagtg aaggatgaat cttggtttcg 317100
tttcttttct cttcttttct tttttctctt ctcttttccc cttcccttcc cttccctccc 317160
ttcacatcac ctcatctcac ctcaccttac atagtcttgc tctgtcaccc aaactggagt 317220
gcagtggcct gatcttggct cactgcaacc tccacctctt cccaggttca agtgattctt 317280
atacctcagc ctcttgagta gctgagacta caggtgtgca ctaccacacc cagctaattt 317340
tttgtatttt tagtagagat agggtttagc tatgttggcc aggctggtct cgaactgctg 317400
aactcaagca atctgccatc cccggcctcc caaagtactg ggagtatagg cataagccac 317460
ccatgatgcc cagcctgaat cttggtttct tccccattca tttaagctat tacctgggcc 317520
tgaactcaat ggcacctggc accaactggc aactgactct tggtctttta ttacctacct 317580
tccctagcag gcactgggtt gctccctctt cctatcccat ggagtcctgt cctctgttgg 317640
ggctcctact gatcctcttg gcaatatgaa gttctcagct caatggtggg tgggcaatga 317700
ctgccaactc ttgaggccaa tgaactcagg ttaccccact cctcctcctc ctgagttgct 317760
cactcactcc tcattcactc aacattgatt cagtagatat ttgctacctg ctctgtgcca 317820
ggtaccaggt cagttgctga aggagtaaca gtgaacatga cggagtcttt gtccccaagg 317880
agacccaagg tgtctcctag agccaggggc acattgcaag accaaatata ttcaacttac 317940
caaaataatc atagacctag ttctcaaaaa gcaagaagac tgattcctcg ttgtcatttc 318000
tcctcctcag catcaatgtt ttagagtctg tgggcccctc caagtgtgga gtatggtgtt 318060
acttcaccag agtttgagga gaaacattct tcttttggaa ggccggggag catagatgga 318120
tatcaaggct gctgtttcta aaagcgaaac ccaccaaaca acagtattag aatcatctgt 318180
ggtgcttatt aaagatacag attcctgggc cccatcccag acttatgaat cagaatctct 318240
gccagaggaa gcctgagaat ttgcattctc agatgattct gcattctcag ataacacatt 318300
ctttaggtga ttcttacaca cactggagtt tgggaatcgc tgaaggctgt tcacttctct 318360
tttctgagaa atgattcatt catttcagaa atatttgcag aggtccttat ttattggaga 318420
tttgtgggtg ggcagaggag aaatatcttg tcctcacaga gcttacaatt tttatttttct 318480
ttagaggtca ccaggcttaa aatgacactt ccctaaattc tgaaaagaac agatttttaa 318540
aacaagaagg gactgtaatg ttttctgttc ctacctcgta ttttgttcac attaagaacc 318600
tggggtggga agtggaggag gggggggtgac tggcgggggg ccacagagag ctgagctggg 318660
gtggtctcga actcctgaac tcaagcaatc tgccagcctc agtctcccaa agtgctggga 318720
ttataggcat gagccaccca cgatgcctgg gtggaactca gggctctgga tgcctgggcg 318780
cccccatctc ccacactacg gcgcctcatc ctagaagtgg ttagcacctt tgagatggga 318840
attatttagc aggatgcttt tgtgttttca tgtaagtttt atgctgcctg tggagggcac 318900
agctgtttca aaactaataa ccaaatcctg gtctccgaag tctgaaggca tcctttgccc 318960
tgcagtgcaa agcacgggat tctggcctca cacaggcagg tctgaactcc tgtgttgcct 319020
cttgctggct gtgggacctg aggcaaatca tgcaacctct cttttctgtt tgcctagatg 319080
gaaaataggt ttacaatacg cccccatagg atggctgtga gaattaaagg aagtcatggg 319140
tgtacaatac ctggccccga aagatgctta ataatttaat tctgaccttc ctcactcatt 319200
taggattatg taccaacttt tagaaacaat gaaagattag tgagtcttct gtggttggta 319260
taaaaaaaaa atagaaacat gaaagagatg tcctccttgt tcaagggcta atgaccctgg 319320
tgtgcgctgt ctaggccccc aaggtcttcc ttccctgctc acagcatttc aggttctccg 319380
cagctttgct gagcctgggt caggttcggt atctgcccac catgctcact tgccacagct 319440
gtggccccat ttccaaactt cagagactta aaggtgcagc taatgatgtg cccggcctgg 319500
ggtcacattc cctgagccct gcagacaagg gagcaggagg ctgagctctt atcttccaca 319560
ccctgtgcac agcctgggaa gagttaaagc accctagtcc tatgctgcga gggccacatg 319620
ccctgagacc ttggaaaaaa tcctacctga attgaagagc atcactattt catcaggagg 319680
cgctgccatt tcatttttca cttcggtttt atcttgagtg taaaacagct tcgcaaatca 319740

FIG. 6D4

ctttttcttg tttctgtaat gagcatatgg tggcctcatt cgtgtgataa atctgagcca 319800
ccacgatatt tgacttttca caatttaatt tatctgaacc ctctattctc tggctaaaaa 319860
atatccctta cttggacttc tttatttttat tttcaattcc cttaccagca ctagcagggg 319920
actctgtact catctgctgg cgctgccata acaaagcact gcagcctggg gggctcaaac 319980
cacagaattt attctctcac agtcctagag gctagaagtc caagatcaaa gtgtgggcag 320040
ggtcggtttc tcctgcagcc tctctccttg gcttatagag tgccaccttc tacctgtgtc 320100
ttcacatcat cacctcactg agcatgtctg tgtccaaatc tccccttctt ataagacccc 320160
agtcatactg gatgaggatc cacccatatg agttcatttt accttaatta tctctttaaa 320220
caccctgtct ccaaatacag tcccattctg aggaactgag agtaaagatt caacatatga 320280
attttggaag ggacctaatt cagcccacaa caccctcttt tgggatgttt attttccccc 320340
ttaaggagct agttaggatg tcttatctca tgaacatgac tgtgaacagg aaaacaggga 320400
gagaatgaag ctggccaagg aacagggctg gtgtcagcta gcagtgcttt tctgatgtga 320460
gtgggtccca cagggagctt gttaaaatgc agattctgat tcattaggtt ccagagggac 320520
ctgagatttc ccatttctga caagtttcca gtgtgggggc tgatgctgct ggtccacgga 320580
ccatactttg agtagcaagg agcttgatac ataatggctg agtgactttc agactcctgc 320640
tgtagaaaaa ttatgagttg gctgggcgtg gtggctcacg cctgtaatcc cagcactttg 320700
ggaggccgag gtgggcagat cacctgaggt caggagttcg agaccagcct ggccaacatg 320760
gtgaaacacc atctctacca aaaatacaaa aattagccag gtgtggtggc aggtgcctgt 320820
aatcccagct actcaggagg ctgaggcagg agaatcgctt gaacccggga ggcagaggtt 320880
gcagtgatct gagatcgtgc cactgcactc cagctgggca atagagcttg actcagtctc 320940
aaaaaaaaaa aaagaaaaga aaaagaaaaa ttatgagtta tattatcagc atatggggtg 321000
cctttcaaat tgataaaatt tctaatatta aacctgtgga tgccaaatgc tgctctctga 321060
ttatggcagg aaacggcact tggcagtacg aagttagctg ttgggctgag ctggctcatc 321120
ttgttgtgcg gtcctgattg cctaaagatg ccttcccagg atctttacta acaatcctcc 321180
tgagtcattt ggactttccc aacctgttat cacctctcag atgggccagc catggaggca 321240
gtcagaggag ggctctgcag agggagggca gaaacagggt ggcctctgca tgccattagg 321300
aggtcacatc tcactggggg atgcagttta ggatttagtg ccttggagag aaggatagag 321360
tatattaaaa catgtctccg ctaggcatgg tggtttacgc ctataatccc agcactttgg 321420
gaggccgagg tgagtggatt gcctgagctc aggagttcaa gaccagcctg gctaacatga 321480
cgaaacctca tctctactaa aatacaaaaa gttagctggg agtggtggcg tgcgcctgta 321540
gttgcagcta cttgggaggc tgaggcatga gaatcactta agcccagaag actgaggttg 321600
cagtgagccg agattgcacc actgcactcc agcttgggct acagagtgag actctatctc 321660
aaaaacaaag aaacaaacaa caacaataac aacaaaaacc aagtctctcc ctccactcaa 321720
aaatgcaagg gcctgtctcc cattgctggg tgcccaggtc tcatgaatgt agatatgaat 321780
tattccagtc agcctcagga gaatagaatg agccctcaga tgccgaagca cctttcagat 321840
tccaccggtt ttatcggctc atttaaactt cacttctaac acagtcctgc attacacacg 321900
tgtctgtcgt tatgggcagc tgcagagagg gtcttaatgg tcctaatgct cagtgaggat 321960
gcccaatggt caacagaacc tgccatcttc aggccatcaa ggagctctgg agttaaggaa 322020
atcatgagag cacagagggg cgggtacagc agagccctcg tggtaatggg ttttgaggtc 322080
taggctctct tcacttgggt ttgaaataag ttcaatgact agtaatagct gagacacttc 322140
tacccttcaa atgaagtaaa tgggaaaatg gagcattgtt gagtccaggg agctataatt 322200
taaaccccat atatctaaaa ggggtaacat ttttgtgtgt gtgaaattgg tgtcattcgc 322260
actgcatcta cagttttctt tttccttctc ttccagcacc cctggctaca tatttgggaa 322320
acgcatcata ctcttcctgt tcctcatgtc cgttgctggc atattcaact attacctcat 322380
cttctttttc ggaagtgact ttgaaaacta cataaagacg atctccacca ccatctcccc 322440
tctacttctc attccctaac tctctgctga atatggggtt ggtgttctca tctaatcaat 322500
acctacaagt catcataatt cagctcttga gagcattctg ctcttcttta gatggctgta 322560
aatctattgg ccatctgggc ttcacagctt gagttaacct tgcttttccg ggaacaaaat 322620
gatgtcatgt cagctccgcc ccttgaacat gaccgtggcc ccaaatttgc tattcccatg 322680
cattttgttt gtttcttcac ttatcctgtt ctctgaagat gttttgtgac caggtttgtg 322740
ttttcttaaa ataaaatgca gagacatgtt ttaagctgat agttgagggg ttttgttaat 322800
ggcttttggg ggatttatct ctatacccac aaacgactag tttgttttcc tcaaactaaa 322860
tgataatatt aaaaatacac atcctggcca ggtgtggtgg ctcatacctg taatcccagc 322920
actttgggag gccgaggcag gtggatcact tgaggtcagg aattaagacc agcctggcca 322980
atatggtgaa agcctgtctg tactaaaaat acaaaaatta gccaggtatg ctggtggatg 323040
cttataatcc cagctacttg ggaggttgag gcaggagaat tgcttgaacc cgggaggtag 323100
aggttgcagt gagccaagat catgccactg cactccagct tgggcaacag agtgagactc 323160
catctcaaat taaaaaaaat acacatctgg cttctggaaa aattacttga agatctttta 323220
tgacatccat ccctcttcac acagccatgt gaattaggtt ggtatcttca tatactagca 323280
tcgtgcccag cacttccatg ttatacagtt taaaatgttc tgtaattccc tgtgggaacc 323340
taagataatg cgaggaccgt catacgtgcc cccaaatatt ggcaaaccaa tgaataaatg 323400
aatgaatgag tttatgaatc gctaactggc tgtatttaat gaagtatgtg tgttgagcca 323460
tttcccacag tgtggacaga tttgtcccac aatatgggcc tcttcccaaa ggccctacca 323520
cctaatgcca tcacactggg gatttgattt caacatgtga atttggggag agtgcaaaca 323580
ctcagaccat agcaccatct cagtaaatgt cccactggtc actcagttca tagtgacagt 323640

FIG. 6E4

gatccagcca ctgtcatgac aggtgccact tggcagaaac agcacagctt ggaagatggc 323700
ggggtgtagt caagattcca ggatccccaa cagagaagcc agctcttata ggggagccat 323760
tcatcaggat tgaactctca atcgagctgg acagtaatag gtgggtctgt gttattcccc 323820
agatgagtat catgacagtc acaatcctag gaaggatgtg aagcctcccc cagctctcct 323880
ccagttgcct gcttgggcag cagagatgat ggaatgtgga gtctggcgtg gtctgaggcc 323940
tgaatccatg tgcctcatgt atgatgctca ggcaagagga tctctcaatt caagggagag 324000
ggcctgaatg agccttgctt tccaggcctg tctgatggtc caggctgaag cccctcctgg 324060
cttgcactgc cagacctcat ccagcaggag ctccttggca ttgactgctt caggatagtt 324120
gcttctgctc tgagtgctct ctaaagagca gtgctctacc atccaagctg ggcttttctt 324180
ttcttcttgc tgatagggaa ggcatgggac attgcaggat ggaagtggcc cccaggcctt 324240
ctcatgcctg ggcttggttt ggaaggtggt caggtgatca ataatcctga ttggcctggc 324300
attgaggagt tttcctggga tgtggtcctt tcggtttttt aaaaattatt tttattgata 324360
cacatatttg taggtatttg tggggtgcat gtgatacttt attatgtgtg tggattgtgt 324420
aatgatgaag tcagggcatt tagggtcttc atcaccttga ttatcatttc tatgtgttga 324480
gaacatttca agttctcagt tccagctatt ttgaaataga cagtccattt tgttagctac 324540
agtcacccaa cccggctgtc agacattgga acttactcct attgaactgt gtatttgtac 324600
ccattcacca aactctcttt gggctttcag ttttacaact gggatgatcc tgggaaaact 324660
aaagtaaatc agacacccga cgtgtgagct aggttataat atgcccagtg gaccctgggg 324720
acatcttagc tttcagaggt catgctgtcc aagctgactg tggggcttcc agaaggtggg 324780
gagaggaaat gatgcaatgg cccatcagag gcactacttg gggcctgggg ccagagtgca 324840
tgtctaaggc attaagggga ggggagagca gccttcataa ttatgaagag gagtctcagg 324900
tgcacagctt ctgatgaggg acagcttcta attgaagaca gcattgtgta atgctcaaac 324960
tccctgtctt cagagtgcct gctgtatccc accatcagtt ctgtgacttc tccctaagcc 325020
tcaattttgc atgtgttaca ttgggataat aatagtgcca aactcatggg gttgtgagga 325080
ataatgaggt aaagcaattg aaaaggttta gcacaatata agtgctcaat aaaagccatt 325140
attattattt tattacacta gttttcaatt cctgcatagc aaattcttgc aaatgtaggg 325200
actcaaaaca atataaattt attatctgac agtttttctg ggtcagaggt cttactaggc 325260
tgtaatcaga gggcaaccaa agctgtgatc tcagctgaag ctcaggattc tcttccaagc 325320
tcactggttg ttggcagaat tcagttcttt ccagttggaa gactaaagcc tacagtcttc 325380
agtctctaga agccttttct ctggcacagg tttctctaca acatggccat ttatgtcttt 325440
aaggccaata ggagaacatg attagcatat ttttttaag tgaactttag acccttttt 325500
aaaggcctat ctgattaggc caggcccaag tgagctttaa gtcaactgat tagagatctt 325560
aattacatct gcaaagtccc ttcatgttta ccgtataaca taacttagtg aaaggagtga 325620
aattgcaacc aggttctgcc tgcactccac ggaaggggat tctgcagaag tgtgggtcac 325680
ggggggggtta ttttgggatt ctgcctacgt cactgagtca aaagaagctg aatggttgtg 325740
atgctgaggt ttttgggcag cagcagtgtg tgtgtgtgag tgaattcata cgtatgacca 325800
cctgggaaga aaggaggctg tggtttcctc cacctcctgg cagacagaga aatttctttt 325860
ttttttgag acagggtctg gctctgttac ccaggctgga gtgcagtggc ttgatctctg 325920
ctcactggct cactgcagcc tctgcctccc aggttcaagt aattcttgtg cctcaactcc 325980
aagtagctgg gattacagac acacactgcc acgcctggct aatttttgta tttttagtag 326040
agacgaggtt ttgccatgtt ggccaggctg gtcttgaact cctgacctca agtgatccgc 326100
ccacctcagc ctcccaaagt gctgggatta cagacgtgag ccaccattaa ccatttttct 326160
atctcctgtg ggaaagggca cagtgaaaga acagatgaag ctgagacata caagtgaact 326220
cctccctcct ctccatttag actaaaatag gattattcat actgagattc tccctggttg 326280
caaagagata atctgtgcaa ctgggttttt acaattatcc ctaccctatg ctttcctcat 326340
ctgtcttcct cgtagtcagc tcaggctgct ataacaaaac accataactg ggggctttg 326400
aacaacaaaa ctttacttct cacagttcta gaggctggaa atccaagatc aagtttctgg 326460
cagattcggt gtctaatgag gtcctgcttt ccagtttata gacagtgcct tatcgctacc 326520
gccttacaca gtggaaggag aggacgagaa gctccttggg ctttttttg tttctttctt 326580
tctctctctc tctctttttt ttttttttaa taaggtcact atcttagtcc attttgtgtt 326640
gctaaaagga acatctgagg ttgagtaatt tattttattt taaaaagtgg ccaggcatgg 326700
aggcttatcc tgtaacccta atcctttagg aggccaaaac agcaggattg tttgaggcca 326760
ggagttcaag accagcctag gcaagatagt gagaccccat ctaccccatc tctactaaaa 326820
ttttaaaaaa ttagctgtgt gttgtaaagt gtgcttgtag tcccggccac ttgagaggct 326880
gaggtgggtg gagttcaagg ctgcagtgag ttatgattga gccactgcac tccaacccgg 326940
gtaacggggc aagaccttgt ctctatttaa aaaaaaaaaa tctttatgtg gctcactatt 327000
ctgggtggct ggaaagttca agattgggca tctgcatctg gtgacagcct catgtcgctt 327060
ccagtcatgg gggaagacga aggagagctg gcacgtgcag atatcacgtg ttgagggcag 327120
aagcgagaga gagaggggag agatgccagg ctctttttaa caaccagcac tggggaaact 327180
aatagagtga gagctcactg actcctgagg gaggacatta atctattgat gagcgacctg 327240
cctccatgac ccaaacacct ccaacgatac cccacctcca acactgccac actagggatt 327300
aactttcaac ttgagattta gagggggaa acttacaaac tatcgcaggc actaatacca 327360
ctcatgaggg ctccaccttc atgacctaat cacttcctaa aggccttacc tcttaatctc 327420
atcacattga ggattcgatt tcaacttgaa ttttgggggg acaccaacat tcaggccata 327480
gcatcatctc aataactgtc ccattggtgg tcactcaggc cccaaacaaa ggaaccttcc 327540

FIG. 6F4

tccattcctt tccgnnnnnn nnnnnnnnnn nnnnnnnnnn nnnnnnnnnn nnnnnnnnnn 327600
nnnnnnnnnn nnnnnnnnnn nnnnnnnnnn nnnnnnnnnn nnnnnnnnnn nnnntctgcc 327660
acatctcacc atctccactg ttatccctgt cacctgggcc caccattctc tctcctggac 327720
agtctccata gccacctctg tcagatttat tttatttttt tatttttttt tttgagacag 327780
gttcctgctc tgttgcccag actggagtgc catggcatga tcacatctca ctgcggcctc 327840
catcacctgg gctcaagcaa tcctcccatc tcagcctccc aagtagctgg gactactggc 327900
accaccatac ctggctaatt ttttgttgtt gttgtttaat ttttaataca gatgaagcct 327960
cactatgttg cccaggctgc tcttgaactc ctgggctcaa gtgatcctcc ggccttggcc 328020
tcccaaagtg ctgggattac aggcatgagc caccgtgccc agcccatcag atgttaatgc 328080
tacacgcact tgcttaaaat cccccagata attctcgctg ctcttggaat aattcccaca 328140
caccttggcg tggccatgca ggctctgtgc catcggatat gtccctgccc cctctcccaa 328200
ctcctccttt cgcttgctcg ttcactcagt tccagccaca ttgccctggg agctgctccc 328260
accatggggc ttcctaatgc actggtctct ctcatgcagt ggggcctctc cctcctttta 328320
ctcagtgtct cccagcaccc acctcctcca gagccttccc tgaccaccac acctacacct 328380
aggcccttcc tcctccacgc tccctcctcc accccggcct cctacccacg tgtcacttct 328440
ttatactcgc tgccacctga aattagatca tttatttacc cctttatttg ttcagtttgc 328500
cttgtccgtt agaatataag cttccaaagg gcaggagctt tgcctatatt gttaggccgg 328560
gcatacaatg agcactcaaa aaaatatttg atgagtgtat gaaagaacag actgggttat 328620
gtaattgtgc ctacttacct atatgaccgt gtggtggggt ttatggtggg tgtggtggtg 328680
atggctatag ggctataagc aaatttggga cagggagtct aagaaatgtt cttaaatttt 328740
agtaagcaaa gcatcctcta cagaacctgt cttaaaacat gaaagttcct tagtgctacc 328800
cccagaggta tgatttggta ggtcaaggat agggcctgga aattcacatt cttgttaaga 328860
tgttcttcat ccggggtttg ttgaccacct tttcagaaga tttttgctct gtagctgtac 328920
tacccaatgc agtagttcgt agtcagtgtg gctcctgagc ccttgaagtg tagctcctct 328980
gaactgagac gtgctgtaaa tgtaaattgc acaccggagt ttgaagagtt aatacaaaga 329040
aaaaggaatg caaaacatct cattaataat gctttacact gattacatat tgaaatggta 329100
atcttgtaga tatagtgcgt taaataaaat atactgttag gcttaatttc acgtctttat 329160
acttttaatg tggctactag aaaaatttaa ataacatatt cagctcacat tatactccta 329220
ttgaacagag ctgatctata agttccatgg aagatggcaa gtcttcgcag ctgaaataaa 329280
ggctggatcc cattctacgg gctcatcttt agcaatgatt tcttgcagac gatattgaaa 329340
aatgtggcaa tgaaagttac cacaagcatc aaaccagtcc tgcctaaatc tggaaaatag 329400
ttatctgagg ctgttagcat atgatcatga gagcgtttca ccatggattt ctgatcacag 329460
atgtggcaca ttattaaaat atcactttta cagtcaccct agaggctagg gttatctgaa 329520
tatggagaaa gaaacagctt gtggagctgt tgtataaatg aaattactag aaagtaatgc 329580
actcaattgc atattggctc gggggttat tcttattaaa atgtttagag aggactttct 329640
gttcatttct gcagaattgc tcttcaaatt aagaatttgc ttgacacgct aatagaccac 329700
agtcccaaga gaagtttatc ctttttttctt cttatccttg ctaagcactt agatgctctg 329760
ctgataggta gcatatattg tctatatgaa gcttttgtgt taacattgac tagtcctgca 329820
agttggcaca ctcttacttg gcctaaaaga aatcagcacc aggctttaag aaaatcagat 329880
gatctaccta aaggaacaca actctgtctc tcttttgaca attgttgtaa acaaatttta 329940
atggaaattt gccttaattg tgaagaagtt gctgctaaaa tggacttgcc attaatggac 330000
tggaacccat tgcataagca gaatgaaata taagccttct caggattcac acttataaaa 330060
aaccattcag ccaatcaaca agagggcaaa agaacaaaca tttgatgtgt aattacttaa 330120
tttagtgcat atgcatttgg gtcctcaatg tcagcactat ggcaaccaga acatggccac 330180
aataactgtc tggaaatgtc tattcttacc tggacccagc aggccatgcc ccactgatta 330240
tataatctcc ctctctcctt gttacggtct gaatgcttgc atccctcaaa aattcatgtg 330300
ttgaaatcct aacccccaag gtgatgatat taggaggtcg gccttttgag aggtaattag 330360
gtcatgaaga cagcatcctc atgaatggga ttagtgtcct tataaaatag gcccaaggga 330420
gctcattcac tttgtccacc atgtgagaac acagcgagag ggcaccattt atgcaccagg 330480
aaatgggcct ttccagaca atctgtcggt gcctggatct tggacttcac agcctctaga 330540
actgtgagaa attaatttgt tttttataag ccaccaaatc tatggttttt tttatagaaa 330600
ccgtaatgga ctaaaacact ccctaattat atttaaactt atcagtgcac tgggcagtga 330660
catattaaaa gaatgctggc caacgtaatt gacaccataa ggctggatga ttcttgtaat 330720
tttcagcctc agaaaaaggc tggggagagg agtcagggga aaggaggtgg tgtgtgtgtg 330780
tgtgtgtgtg tgtgtgtgtg tgtgtgtggt acggtggatg cctgctgaga gagaaagagc 330840
tataataaca ttctgtggtt cagctgacac atcctttctg catccccctcc aatcacctgg 330900
gttaatgggg acctcgctaa tgtctgaacc tcatctcatt ttaacctttt gtttcaaagc 330960
ctctcttttc atgacttccc cgccttcatt tttcccatat ggtggggtta ttattaagac 331020
attaaatgag agtggacagg taggcaaagg aggtgggttg caggggagtt gagggttgcc 331080
tgtgtacttt tctagactgt tccacttcac atcagtgaaa tattcccaat tgatactatc 331140
atgaaacaaa gcaaatgaaa tgctgagcac ggagcttcgt cttgatgaaa tgctgaaaga 331200
aaagaaagga aaaataaagt agccattatt tttgcccttc ctcccacccc catgtttact 331260
actcttattt ctcttttgta ttgttgtgtt ggaagcacag catcagaaaa actcccagtt 331320
ttgagagata actcagtgtt tagttcactt aaacctgaga aaggagaaga ggatgccacc 331380
gtgaggtcca ggacgtaaag aggaaaaaaa cagacaaaaa aatccatatg aaatgaaaat 331440

FIG. 6G4

gtgaaagagg cgctttcgag cagatgagtg ttgtagatta cagtgttgag agctgtttgt 331500
gtccagagct gcttgctgca cctggcggga taaacactgg tctaacagag gatccttgtt 331560
tcaaggaggc tgccttttat ttggggggac aaaattgttc ttgaaagctg ctcagtggtt 331620
caagctacag catggtggac tagcagaatg gactccaggg cctccgagga gacagtgact 331680
gctgccagaa atagtcaagg atagaaagga aggacttcac tgaggcctgg gagaagatta 331740
tggaatggga ctgacagcag tgacggggag taaaaggggg tgtctggggg aattgtgccc 331800
catggtgaga gctagagggt tcacaaagac ttaacccgac gcatctctct caccctggag 331860
attgggcccg ttcaatctaa ctggatggct ataatttaaa aggtttaggt attatgacaa 331920
acatggatat attaggtgat agcaatgcaa aatgcatatg gcttcttgat ataaaacaca 331980
agacttgaaa gcagcatctt tggctgggta ctacagccac cctcctctgt cactaaggga 332040
ggctttggtg gaaagggctg agagcctcta gactgtgaac aaaagtaggc acagaagaac 332100
agttggagat aataagtaaa ccatcttgac aggaatgaag aatttcctga aaggaaggtc 332160
cctgagttag gttgttggat gctttcagta gtgagttatt gaaagtgttt gggggggtgtg 332220
tgtgtgtgtg tgtatgtgca gtatgtgtgt gtgtgagaga gagagacaca cacagagaga 332280
ggggaagata acttgtgcaa agcagggttt taatagaaat aatttggcag tttcctagag 332340
gatagtttga tgataaaaac cagccaggct agaaacagga aaccagctgg agacaattgg 332400
taggggacaa tttcaacggt ctaaatgcaa gatggcaccc agacaaagat ggcagctgac 332460
agaatggaaa aataaaatgg aaggtgtaac attatgaatg acagcaaaca ggaagcagga 332520
ttggttggta gggatcagga aaaggagaga gaataagaga gaatgcttgg ttttgagcct 332580
gggtgctgag gagactcagt acagataaat cccaattgca ctcccaccat ataccaggca 332640
tatggatagg tcctgggcat cagtggtgat gacagagaca atgtcgctat ctttgcagaa 332700
ctttcattgt gctggaggac aggaagcagt cagagaggca gcagaaacac cacagcaaag 332760
taggtcacag aaacccaaga gtgaacagtt tcgatttata gttctaaata aatcatcatg 332820
gaaaatgaaa gttaaagggg tttctaagnn nnnnnnnnnn nnnnnnnnnn nnnnnnnnnn 332880
nnnnnnnnnn nnnnnnnnnn nnnnnnnnnn nnnnnnnnnn nnnnnnnnnn nnnnnnnnnn 332940
nnnnnnnnga tcttatagtt ctaaataaat catctatgga aaatgaaagt taaaggacat 333000
tggaaagctg tttataataa gaaagaagaa tacctaaact cataataata accgtgacca 333060
tgcatttgtt actttcttac cgtaagccgg aagtgcactg tgtgctttgc acgctgtatt 333120
agtcagggtt ctttggtgaa acagcactga tagaattgat tgattgcttg attaattggt 333180
tatgagaatt ggctcacaca attacggagg ctgagaaggc tcaagatctg ctgcctgcaa 333240
cctggagaac caagaaagcg gtggtgtaga tcagtgtaag tctgaaggcc tgagaacctg 333300
tgtgggaggg gacatcggca tggtataagt actagacagg gtctggaggc ccaagagcca 333360
gtagtgctga tgtccaaagg cagaagaaga tggacgtccc agctcaaaca gagaaggaga 333420
gaacttaccc ttcttcttcc ttttttttcc tcaacgaatt ggaggatgcc tgcccacatt 333480
ggtgagggca gagcttctat attcagtcta ctgattaaaa tgctgaatct tctgaaaaca 333540
ccctcacaag cacattaaga agcaatattt aaccatctgt ttggctatcc cttagccttg 333600
tcaggttgac acataaaatc aaccatcaca tatgccttat ctcatttaat tctctaataa 333660
cccaattaag taggtaatat taacttcctt gttttactgg tgaagacatt tgcccaaggt 333720
caaagagcta ggaagtagca tatctgggat ccaaattcag tctatcttat cttaaagctg 333780
ttgtgaactg actttagcaa ataggtccat gcacaactct tgcattcttt tgggtatatg 333840
atggcactga gatgtttaag atgaatgaga gttagatatg tctttagatc ttgttatcaa 333900
aaaagcaatt ctcagaagaa attctgccaa atacagactg ttcttgaaac aaacattcct 333960
ttaaaaagca ggcccaggag agttcatgaa actgtgagct tgatggattc acctcctgat 334020
gaaattccct agagggagaa gcaacaatat tccagaggta ggactctgat accctgaagt 334080
cagcattagg caaccagaaa tcctcctaac cagtagctgg tggcagaact gtctatggat 334140
ggatccacag tgcagatcct atgggcatgg ccacaggcct cactagattc ctactgccta 334200
ttcagcacag gtgcggagca ctctgacaat atttctgaca atattttaca cagtcaccag 334260
acttgaatac cttgaatttt accattgaga gccttttttt ttttttttt tttttgaga 334320
cagagttttg ctcttgttgc ccaggctgga gtgcaatggt gccatctagg ctcactgcaa 334380
tctccaccac ctgggttcaa gcgattctcc tgtctcagct tccagagtag ccgggattac 334440
aggcatgcac caccacgcca ggctaatttt gtatttttag tagagacggg gtttctccat 334500
gttggtcagg ctggtctcga actcccgacc acaggtgacc tgcccgcctc agcctcccaa 334560
aatgctggaa ttataggcgt gagccaccgc gcccggtcga aagcctattt ctggtattca 334620
tactgactag caaatctctt atatcaatca aaatccattt gtgatgctca ctatgctaat 334680
tttcaaagcc taaggtgatg actgagatct gaagagctga agtctttctg atggaatacc 334740
agctggccac ctgtggaggt gaagtttcca tttcagcaac ttcatgcctc tggagttgag 334800
gcttctacta atacaaactc atgattcatt tctcagtgtt gaggtatttt aaagtaagtt 334860
atggacattg taaagtaaat ccatacttta aatggttatt ccataaaacc tgtaatagag 334920
attgtcccct ttaattgata cagataaact ataaaataca catattattc tttttgacca 334980
gggaatctta aattcatagc acaagcagga taataatggc tcagaatgac caaccttcat 335040
tatgggtaag gtatggtgcc aagcggttag atacatctgt acctttaatc ttcaaaacaa 335100
acccataagc caggcaccac tatctcatgc tcattttaaa gagaaggaaa gtgagtcttt 335160
tgagagagca agtaattcac tacagatcat atagatagga actgataggt aagggatcag 335220
ggtatggacc tcaagggtgg ggaggcttga aaaccctgaa attaacctca caatggtatg 335280
tatgtggaca tccattctgt gcatgttgtt ttggctgggt ggttgtggta agattcctat 335340

FIG. 6H4

gactttcacc agattcttga gcgctttcaa caccactgtc taaacaggct ccgtcagaat 335400
ccagatgcct tgcctgacag ctgcctgtca taagtcatcc ttataatggg gcccaagaaa 335460
ggatgtttca tttcctcttc tgcagacaga catattgaac tgggtctttt aatctaaaaa 335520
cacagcaata ttgtcctaat ttatggaaaa catgtcaggt tagaaaaatc ataataaatc 335580
aattgatcct ttgtatttgt catttatttt tctgaatttt tcaatttaga acagggccca 335640
aagagaaaag gatggctcca ccctgtgaaa aataaaagta aaggtctttt tcttattagt 335700
ttgtttaaga aaaacaactt taaggcattt tcctgataac tctcttataa gccttcaaga 335760
cttgcaggta atttctaact ctagggtcct ttgctatttg aaaaaataac ctactcccat 335820
atggtcagca ccaaaggaaa aatgatcacg tttcttttgt ctctggcatg gttttgacag 335880
aaaagataat tcaagtatct tacaggtgct aaagcaacct aacaaaacaa aggtaaagtg 335940
agtacagaaa gtggacattt ttttttgaaa tatttttcct tctatcttcc ttccaaggca 336000
tcttgagtgt taatggaata gttttctttt tgtaccaatt cttggtacaa agagagtagt 336060
tattcttggg tataactaca aaatatatag tttttcttat ccctttttcta ctcaagtgat 336120
acacatttat cttaaaaatt gcctgaaatt tctataggaa agggtatcta aattttgcaa 336180
tatgttgaaa catatttcac ctgcccatgc ccagaaatcc accactttgg tgtctggccc 336240
atactttaac aattaggcta aaacaaacaa atgcctgcgt gcactttgag acctgtctgc 336300
cccttatatt aagagttcct gtgagtactg aggctttgct caatataacg tgaggatttg 336360
gttacatcat gcagaaattg atgaaattcc cactataatg cttgggtatg gagagtcgag 336420
aagtttttt gggtaactat atcagaactc agggagaaat tggtgtggaa attgattttt 336480
ccaaagcctc aacatttcaa acgcaaaacc tctttcacct ggtttcttct ggggaaataa 336540
cagttgggag ctaatgaacg ggaagagata tcaggaaaca taagctccac gttggccctc 336600
atttcacttc cagcaccagt cctggtgaat gcttaatcat gaagcggagc atctcggaaa 336660
agcctcctct tagggttagg ggttgccagt gtgctatggg gtcccttcct ggaggttgtc 336720
atggtcatat actaatttat tcccatcttc ttgcctcatc cctgaatcct tagaacccat 336780
gtgtgagctg cagcaaaggg aggtaattca ggccagagat cagttaacag gcactgtaat 336840
atgaatggcc ctctctttct tcaaacacct agtgcattta cactccatgc tatgactgcc 336900
tgcttttatt tctccactag tccccccaac aaaattgcaa attccacgag aggacagagt 336960
ttgtcttgca tttctctttt gtgttttcgg caacaaggag agtgctgtgt atacagtgaa 337020
caatgaatat caatggatga atactttctt ttgatgttgc agaagctttc atggataatg 337080
cgtttttca cccagtagat agaaagcttt atgaagatag aagctgggta ttaatcattt 337140
ttccaccttg caagacattc agtttcattt attgctcagt gtagatgttt agtaattgtc 337200
cctgaagaaa ctggattacc ccctggacag attgaattat ccttagagat gattcagcgg 337260
attgtcaata agtggaccaa gttgtgtgat ggcctcatta gaacaattca taatattaga 337320
aaatggagat agggtggtat ttagattttc tttttggcat tggagaagaa tttacttggc 337380
acggtttgat cactctttca tcttagaaac actttctttg cttggcttct ttctttcttt 337440
ctatgccatc ctctggtgct agctcctttc tgctatggtt tgaccccatt aaaactatgt 337500
tgaaatttga tccctaatgt ggcaatgttg ggaaaggggg ctagtgaaag gcctgtggat 337560
ccctcataaa taccttggtg ccattcactt gttcactctg taatgagtga gttctcactc 337620
tcagtagact tcattagttt tcatgagagt ggggtgttaa aaagtgagga catctttggg 337680
ttttgttcct tcacacacgt ctgcttctct tttgatgctc tgccatgctg tgacacagca 337740
tgaaagtcct cgctagaaac tgagccgagg caggcaccaa gcttcttgtg ctttccagcc 337800
tgtagaacta tgagctaaac acaccccttt tctttagatg ttatccagcc tcaggtattc 337860
tgttacggca acacaaaaga gactaagaca gaaaattggt accgaggagt aggatgttgc 337920
tacacagata tctgaaaatg tgaagtggct ttgcaactgg gtcatgagca gaggctggaa 337980
gagttcgaag aagcagctag aaaaatacta tattgctatg aattaagcat taaggatgat 338040
tctggcgagg gctcaaaaaa atacaaaaag atgaaggaaa gtttggaaat tgttagagat 338100
ttgttaagag gtggtagcca gaatgctgat agaaatatgg atagtaaagg tcattcttat 338160
gaactcttag atggaaatta agaacttact gggagctgga gtaaaaggca tccttgttat 338220
gccattgcaa aaaacttggc tacactgtgt ccatgcccta ggactctgtg gaaagctgaa 338280
cttaagagtg atggaatagc atatctggtg gaagaaattt ctaagcagca aagtgcgtgg 338340
gctgctgagt gcttgcttct aactgcttac agtgaattac tagaaaaagg gaaacagagc 338400
agaaaaaatt ggaaaattca cagcctggcc aaaattctgg tagagaatga aagagcccaa 338460
aggtgaggtg aggcagagaa acccccttgct agagagatta gcgtggataa acggaagcca 338520
ggtgctaaaa gaacaatggg aaaaagcaat gggaaaaagg tccccaacgc atttcaaaga 338580
tctttaaggt cgcctcttcc atcacagacc cagaggtcta agtctaagat gacaggttgg 338640
tttaggggaa caagcccagg atgctgtgtc tctgtgctgc ctggggacac tggtccccac 338700
attctggatg ctccagcctt ggttcatgtg gccccaggtt tgactcatgc cactgctctg 338760
tagagagcaa gccctgagcc ttagcagctt ccatgcggca ctaattctac agacatacag 338820
aatgaaagag cagtggagac gtggcagctt cctcctagat attagaggat gtatcagaaa 338880
gcctgggagc ccagacagaa aattgacaca ggggcagagc cactacaggg agtgcctacc 338940
aaggttggtg gagctataaa ggcagggctg ccctcaagac cccagaattg tagagctact 339000
agcagcatgt agtgcctgcc tgggaaagct acaggtgtct gatttcaagc cctggagcac 339060
ccacatgggc tctgcccagc aaaaccatgg ggatggggct gctcaaggtc ttgggagcct 339120
acccctttca ccagtgtgcc taggaggcag cacctggagc tttaagattt aatgttcggt 339180
ctactgggct ttgaacttgt gtgggacttg tcattctttt agtttgtctg atttttccc 339240

FIG. 6I4

ctttggaatg ggaatgttta tcttggaagt aaaaaacttg tttttgattt tacaggctca 339300
gagttggaag gagcttgcct tgagtctcag atgagacttt ggactttaga cattctagtt 339360
gatgccggaa caagttaaga cttttggaga ctattgggaa gggataattg tattttacaa 339420
tgaggagggc ataagttttg tggggccaga ggtggaataa tatggtttgg atatggtttg 339480
tttatcccca ccagatctca tattgaaatt tgatctccac tgtggctgtg ttgggagttg 339540
gggtctggtg ggaggtgttt gggtcatggg aggtggatcc ctcatgaatg gcttagtact 339600
gttctcaagg tagtgattga attcccactc ttggattagt tctcttggga atagattgtt 339660
tccctttgag ggtgggttgt tacaaagtga ggacacctct aagttttgcc cctttccttt 339720
gaccttccac tgtttcatga ggagcagatg ttagcaccat gctccttgaa cttcccagcc 339780
tgtagaacca tgagctatat aaatctctct ttttttttt tttcatttta agttcttttt 339840
tttttaatta tactttaagt tttagggtac atgtgcacaa tgtgcaggtt aattacatat 339900
gtatacatgt gccatgctgg tgtgctgcac ccattaactc atcatttagc gttaggtata 339960
tctcctaatg ctatccctcc cccttccccc catcccacaa cagtccccag agtgtgatgt 340020
tcccccttcct gtgtccatgt gttctcattg ttcatttccc acctatgagt gagaacatgc 340080
agtgtttggt tttttgtccc tgtgatagtt tactgagaat gatgatttcc aatttcatcc 340140
atgtccctac aaaggacatg aactcatcat tttttatggc tgcatagtat tccatagtgt 340200
atatgtgcca cattttctta atccagtcta tcattgttgg acatttggat tggttccaag 340260
tctttgctat tgtgaatagt gccgcagtaa acatacgtgt acatgtgtct ttatagcagc 340320
atgatttata gtcctttggg tatataccca gtaatgggat ggctgggtca aatggtattt 340380
ctagttctag atccctgagg aatcgccaca ctgtcttcca caatggttga actagtttac 340440
agtcccacca acagtgtaaa agtgttcctg tttctccaca tcctctccag cacctgttct 340500
ttcctgactt tttaattatt gtcattataa atggtgtgag atggtatctc attgtggttt 340560
tgatttgcat ttctctgatg gccagtgatg gtgagcattt tttcctgtgt tttttggctg 340620
cataagtgtc ttcttttgag aagtgtctgt tcatgtcctt cgcccacttt ttgatggggt 340680
tgtttgtttt tttcttgtaa atttgtttga gttcattgta gattccggat attagcccct 340740
tgtcagatga gtaggttgag aaaatttttct cccattttgt aggttgcctt ttcactctga 340800
tggtagtttc ttttgctgtg cagaagctcc ttagtttaat tagatcccat ttgtcaattt 340860
tggcttttgt tgcccctgct tttggtgttt tagacatgaa gtccttgccc atgcctatgt 340920
cctgaatggt aatgcctagg ttttcttcta gggtttttat tgttttaggt ctaataaatc 340980
tctttttaa gaaataaatt tataaataga atacccagct tcaggtattc tgttatagca 341040
acacaaaata gactaagaca ctctccaacc tcctaattat ggagagctca ggcttgctgc 341100
acaagtctct tgcacatctc cagatacctg agtgatcttc ctcacattta ataatttcta 341160
aaatttgtct tctccaaagg agatcccttt cttaacctcc agactaaaat atcacattgc 341220
cctcatccct acttaatgtg tccaaaacaa aacctctgat tctccatcca cacaatcact 341280
ttctccctta gtgggcccat ctcagtaagt ggtaactctg ttctaattgc tcaggatgaa 341340
accctggcat caacattgac tcctcttctc tcatactgca cattccattc ttagcaaatc 341400
ctgtcagttt taccttcgaa aaattatttt taagatctga ccattctcac cacccccact 341460
gcccaatgcc attctaaact tccaccatca ctgcagcata aagctccatg agggcagagg 341520
gctttgtctg ttttgctcat tgctatgttc tcagctctca gcacatagta ggtgctcagt 341580
tgctatttaa taagtaacct ctcacctaga ttattgcagt aatcccctag ctcggggttt 341640
cttggcctca gcacatttga catttggggc cagataattc ttcattgtgg tgggctgncc 341700
tgtgcattct aagatgttca gcagcatccc tgggctctgc tcactacatg ccaatagcat 341760
cctccactcc tgaggtgcaa caaccaaaat gtccccagac attgacaaat gtccactaag 341820
gggcagaaac accaccatgg ctgatcttct actttccatg ctcctgctca cactgtctct 341880
gtgctggtgt agagcaaggc tctacacatg taagtcaatc tgtggcttgt cattgactca 341940
gagtaaaatc cttacagtgc ctgtaagacc tctctcttct ctcaccttat ccctccccac 342000
tgctcctctg tctcaggccc actccctgct catcctctgc acacatcagg aagccccagt 342060
gcttccacac ttgctgtccc ttatgccaga aacaccttac ttctggacac ccacatggaa 342120
cttctcaggc cagctctact tgccaccctc ctcctgtaac acatcatcct cctcctcctc 342180
ccctctgcac tccacaatcc cctaccttgc ttctgtttct ccatagcact gaccacctct 342240
taacagacaa atgagcctag gatggtgcct tgcagggcac agactcacaa aacgtctgtc 342300
tagtgtgtgg taaatggaca gtgggtgtat acagaaggct tcactggcct ccatcctctg 342360
tctttggcta tctctgaatt cgtatcaagt cacagttggg cctatttcct cctgacactg 342420
aatgtatgaa cagaactcaa caaatggtat aaaacaaacc aacataaaca accaaatgcc 342480
tcacatggac ctcccagaaa ccagcttgga tgcgtcctct ttgtgtgtca ggcttggggc 342540
tcagtttggt gtttgcagca gagcctagtg atcagggctt agagtttgaa gttgaattgc 342600
ctgggtgcaa accctgactt cctcacttat ccccatgtgc ccacgggaag ttacatttcc 342660
catttgggct tcatgttctc atctgtaaaa tgggataata atacggcaga attctcaggg 342720
ctactgtgag gattgagaga attatactgg aaaagtgctt aggcctgcag taaggcctga 342780
gtctgtctgt tgttagtatt attactagcc atgtatatat gctgtcttca cgaggatttg 342840
gtgcctggtg atatgatgaa gctttgaaag ttcctgcaat acattcattc ctcatttatt 342900
gaaagcctac tatgtgccac actctgttcc agggactggg aatatgggtt aagaaggaca 342960
aataggaact tacattcttt tttgaggata cagacggtat acaaataagc aaaaaattat 343020
caggtcatgg taagtgctgt gataaaaatg ggtgatgaga tggagcagaa aagggaaggg 343080
ggttgtttta ggtttcatgg tcagtaaaag ctgttccgaa aggccacttt tcagccatga 343140

FIG. 6J4

cctgagtgac aagagggcaa cagccaggca aacacctgca gcaagaattt ttcaggcccg 343200
gtactcagtg aatgaggaac cctacgtggg gatggagctc agtgtgtttg agaagcagaa 343260
agggggccgt gtctgtgggg tgggatgaga gtggtgggag aacatggtca gaaggcttga 343320
atcctgtgca tcgtggaccg acggaagggg ttgggacatt tttgaacagg caggggaatc 343380
actggaaggt ttacagctgg agaatggcat ttcacaagga tgtctctggc ttctgggtgg 343440
gacaaaggct acagagaggc aagcataaaa atagggctgc ctggctgggc acggtggctc 343500
acaccagtaa tcccagcact ttgggaggct gaggcaggtg gatcacctga ggtaaggagt 343560
tcaacaccag cctggccaac atggtgaaac cctgtctcta ctaaaaatac aaaaattagc 343620
tgggtgtgct ggtgggtgcc tgtaatccca gctactgggg aggctgaggc aggagaatcg 343680
cttgaaactg ggaggtggag gttgcagtga gtcaagattg tgccactgca ctgcagcctg 343740
ggtgacaaga gtgaaattcc atctcaaaaa aaaatagggc caccagtggg agacaatgac 343800
aagtaacctc gtgagaatgg gggtgattgt gtcagaggtt ctgccactat gtgcttattg 343860
ggtacagctc tcagtcccat tattacgtgg gcatcacagc accagccagg gcgaggggac 343920
aagtgaccag ccagtcctcc cgacccagga aggggttggc taatcccttt agcatccttc 343980
ccttttttct ttttttctc actatggagg tttcatgtag acttgtgatg tgattagcgc 344040
aggaggaaag ggtgaagcaa gatcccctta acttctagaa ttttctccca cgattcctag 344100
aactatcaag aaaataagca aaaattgtgt tgaatgtgaa gagagaagag cagtgtcagt 344160
acaaaggctg accgagcatc catgctgacc acaactgtgt ttatgccagc tttatgacag 344220
tgataggaac tgcatgtgaa tgatgtttaa gactcttgaa caaaagcacg tagagaatat 344280
ttcctagggt gaaaaacaga aaggtcccct gtgctcccat tctgtaactc ctattatgaa 344340
taaaatggtg tgtttcacat ttaataaaca gttgctgggt tggatggatt tccttttttgt 344400
atccagtgga ctgaaggtca aaaggtatat ttttgtgttt ttttttctgc tctaatttac 344460
acccgctatt tacagacctg ccatttccaa gcttagaata cttcccataa tgcaggaaag 344520
aggccagatg aagtggctag aggtctcctg cctcctggac attcagaaga ggcaaactgc 344580
ccctaacaga aggacttgag tccctgaaac agtggccttt aaccaaccca tgccactatc 344640
tcccctttg tccatacaag gtcacttgct ggacagcctg gcttagggtt gtcagatcag 344700
acacgggata cccagttaat ctgaatttca ggtacaagat agtttattta gtataaaaat 344760
gtccccaata ttgcacaggc agatgttcgt gcttatctga aattcaagtt taactgggca 344820
ccctgtattt ttatttccta agatgacaac cactgccctg gttgggggta gggatgaggc 344880
attcccagca gcaggagccg cttacaccac acatttgctg cctcccaggc ttgcccgtgt 344940
ctggtctcct gctcttctct agcaagtggg acttactgac acataacaag agagggttgt 345000
cactggtatg agcagccctc tctccttgcc taatttttta gtgtctcaat gagactccta 345060
tgtccatgtt aggacattct ctccttcccc tgccttatag tagaaaccat ccatccagcc 345120
atcatcacct atccactcat ccactcacct gtctacccac ccacccatcc atccatccac 345180
ccacccaccn nnnnnnnnnn nnnnnnnnnn nnnnnnnnnn nnnnnnnnnn nnnnnnnnnn 345240
nnnnnnnnnn nnnnnnnnnn nnnnnnnnnn nnnnnnnnnn nnnnnnnnna cataacacct 345300
tttaagtacc agacaccatg cggcaaatcc ataatctccc tgagaacatg tcatatgaaa 345360
gattcatgtt ctgacttgga gccaatttac tgggaaccct ccagaccaca gaaagcagct 345420
atcatgatga acagagtagc tctgacccag tatctctggg ccagcccaac attagccaag 345480
ataactcaga tgccaccagt tgccctgcaa ccaagctgac ctatgagatg tggtacaggg 345540
aagctgaagc tagacaggac tgtcctcatg tatcagttag ggaaggctaa ttgcaggaac 345600
aaatagacct caacaacatg tataatcaca gtggatgttt tttcttgttc agatcacaat 345660
cctggcaggg ggagaggttg gtggggcagt tctcctcagc acatccaccc agggactcag 345720
actgtggagg ttctgctgtc ttcatcaggt cacttccaag gtcaccccag ggccatcacc 345780
agaagaggat gagagcttgg tggcatgcat ggcagacttt gaaggacagg actggaagtg 345840
gcacgcatcc cttcatcact ggctgtgcta cattggctgg ccacgtggtc actactagtc 345900
acaaggaaga ttagagaatg caggcccagg aagaaggtag ggacgtggat ttgtttaact 345960
tctctgagct tcagtttcct catttgtgaa ataccccatt gattgcctct caaagccaac 346020
tggtaaaatc tctgcctgaa cccactcctg gcaagtctga caaagtcccc aggtgttcct 346080
ttccgaggat caggtcttcc ctccaaccca gcagacactc tgaggttaaa ggaaaactaa 346140
ttcctcttcc atttttccat ctggcctgct tcttgattct tgccctcctc acactggcta 346200
ctgaaaacga agccacttca tttcatggat gtagttcatt tcctgctggt tgctttggat 346260
cttggatgcc tttctccatg aaagcaaccc taagcagggt ggctttatcc cccagaagtc 346320
cagcccccat cttgtggctc caggtgtctt caagggtggg ctggagggag gtgctggccc 346380
ctgggcagtt cccatggcag cctgtgagca ggctccagca gcagggagta agggcagagc 346440
tcagggaccc cagcgaagga tgctctgtga gtggctggtt cccatggcaa ctgaggagca 346500
acctccacaa cagctaggaa cccagtcact ccagctagaa gctgttggga agctcagcgt 346560
ctggaagcct ggagtcacct gtggctgcag cctggagctg aacatctttc aagctgggat 346620
atttccatta ccagcatgcc ctgaatagct ctatttccgt ttcctcaaaa catttcttga 346680
gcatctgcat gccaaactct gtcatggcta ctgggacccc agcaataaga agtcactgac 346740
cctctcctgg cagggttccc agcctagagg gtgagctaag cacgcatcta cgacacggag 346800
ggataaagcc catctcaccc cgacagggaa gcggtgggca ggaaagcctc gagtgagtgg 346860
cccagcagcc acagcaagga caaggatgat gagtagggag tgggcggaag ggggaggttt 346920
gggccaagca gtgaccacag cacatgcaga gtcatagaga gaaactgcaa aacacttttg 346980
tgatggggcg atcaccctaa ggacctcggg ttacgtcttg ggggaggtgg gccctcaagc 347040

FIG. 6K4

cttctcagag aggggcattg gaggaagatg agtccaacgg atccatgaat attttaaaaa 347100
aaattaacta gctttatatt tcttggattc ataaaaaggg aaggaaaact caggaacatt 347160
tctctaatac ttggcaaatc cagcccacta gcaagtcctg tctacaccct ccaaatggtc 347220
agggttgtgt tctggccttg aggctaaagc tgggatcctc tgaaaagggg ggaactttac 347280
atttattctc aaagtgtaca acaaaggaca ttcccttctt catccccttg taccatgcat 347340
ccttccctga gacaggaatc cccatcctac agctgtcctg gtctacaagg cctgttcttc 347400
ctccttcctc catgcagcct ggcacccaca ttttaagcct caggcctgcc ttaacatcca 347460
ggtgtgcatg ttcccgtgag aggcgacaca ctgttcttgt tttagcactg agagtctcac 347520
gtcctggggt aaaatctcag gacggagagg aaagactcag cccggaccta caggccccag 347580
gacgctgggt ggcagcaggg atgagggagg caagcctggc tttggtgcca ggcctgccca 347640
gccaaagctt gatttctcta ctaggctgtg gcatcttgat gttaacttaa atttttgag 347700
cctcagtctc ttctttacct gttgcaaggg acaaggaaca cctatctcac aggattgtaa 347760
ataatgcatg ttgaacactt tcacataaga agtgctcaat aaatgatagt tagtactttc 347820
tagagaaggg gcttccaaca gttgcaatgt catgtagtaa aagctgtatc aagcttttac 347880
atcgaatgcc aagggcccag aggaggagca tatatcttcc gtgggaggcc agggaagcct 347940
gactttgtca ccagttgctt acaagactcc ctggtgtgcc tcttacacat ccactgtgga 348000
ctgtgattga aaattggagg aaaaggaggt acaggagaga aaattctgag cagcaggaga 348060
atttgggcag tgaggtaaca gagacaccca gtgtggggaa agtacacccc atttctgaac 348120
tccggtgcag ttcatgtagg ggaagaacct gtaggtgggg gattctgaaa tctgcaagag 348180
tcctgctgca gaaagctggg tttcccagta ggagggtaca ggcattctag aattctcaga 348240
aacttctgga ccattctagt ctattctgga atgcactccc tgtgggtgaa gccagaaggc 348300
agagaggagt acacaggaat tctatttgtg aggacaagat tggggctgct gacctgtttg 348360
tgagatgccc ctctgaggag gaccacagca gctttggaat taagtctgga gagatctgta 348420
cctctaagga ggccaggact gcagacagtg gagcaaactt cccctaagag agcagccagg 348480
cctcatctct gctgtgattc tttgctggga aagtctgaag aatattaaat gtggaaaatc 348540
agtatcttct tgtcctcctc tgtagctgat gtctcccttg attgtgctga agttgtggga 348600
aggcgcattt ctttcttatt caggaattgc agctccttga tgccctagtt gtgtcagggc 348660
ctccatgaag caagtcctgt gctgagagtg ttcccatttg acagtgacgc caaagcaagg 348720
atgtgatgag caggtcccct ccacccaaga acgctccatc cctgggacca atggctgtga 348780
taatggtgct gggggacaca gggctggaaa atacagttgt gcattcaggg agcagctggg 348840
tctggtgcca ttgtcacatc taccaagaca aaatggtgga gaattaaata ccagccacat 348900
ttcccttccc agaggtgtgt gaggaggcag cttgtcaaca agggtaggtc tgactctgct 348960
gtcctctgga gactagaaca aatgtcctat cttcatttct caattgcaga caaaaatata 349020
cttttcttgt caaccaagaa cctggaatgt gccctctgat gattataggc agaatccaca 349080
ttccagagca tgggaaccag gcccatgctc tgaatatggt gtccaggctg gccattgagc 349140
cattttctag ccgtcacctc cacaataggc taatatcatc acctgggcca catgtaccct 349200
ctttcactgc tgctctatgc tttggggact accggttagt gacaatgatc tgctggcatt 349260
taaaatctga gctccataat gctgaaatct ccttagcagt ggcatctcat cagagcttca 349320
tctcaccaac acggccctgg cagcaggtgg agagtggctg tgcatgcttt gcatgtttcc 349380
atgcacactt cagggcctta gcaaatataa taacttccta agtaggaccc aaaaaattca 349440
ggctcaaaaa aggtgtgggc ttgtgttaca acagatggat tgaatgacca ggtaaatctg 349500
ctgcagagag cagaaatcaa ccccccttat ttacacccat ctgatgttat ggttttgttt 349560
tgtttttgtt tttttttga gacacagtct ccctctgtcg cccaggctgg agtgcagtgg 349620
cacaatctcg gctcactgca agctccacct cccgggttca cgccattctc ctgtctcagc 349680
ctcccgagta gctgggacta caggtgcccg ccaccatgac cagctaattt ttttttttgc 349740
attcttttgt ttagtagaga cagggtttca ccatgttagc caggatggtc ttgatctcct 349800
gacctcgtga tccgcccgcc tcggcctccc aaagtgctga gattacaggc gtgagccacc 349860
atgcccagcc tgatcttatg ttattgtagc tgtgttatca ctgggcttta ttatgtttca 349920
aaaaaaagat gtcatttcta ccaagtgcaa aaacagcaaa gtgtatctgc attttgcaga 349980
ggcagttggt gtgataatga gagcgagagg agatctggat gcaggcaggt catggtttga 350040
gccaaggagg aggccctggg aaaagctctg tctgttcaga tgctctgacc cccataccac 350100
acccctttcc ggtcatccaa ctaaagcatc cgtgtatggg ggaccaggct gcctccggtg 350160
catatgtgca gaaccctggg gtcaggcagg cggggtgcca agcctccaag aagggtgggg 350220
agcccttggg acccgtgctg gacgccctcg ctcccgaggg cctgctgggg agccagcagg 350280
cttctggatc tcattaaggc acagcagccc tgcagcctgg acaccatatg cagagcatgg 350340
gcctggttcc catcacttga gtgtggactc tgcctataat catcagaagg cacattccag 350400
gtttgcagtt taagagaaaa gtatactttt gtcctcaatt gaggagccat tctgttgaaa 350460
gtattaagtg gttccgaaga ttagcaacat tcctccgtgc tgcnnnnnnn nnnnnnnnnn 350520
nnnnnnnnnn nnnnnnnnnn nnnnnnnnnn nnnnnnnnnn nnnnnnnnnn nnnnnnnnnn 350580
nnnnnnnnnn nnnnnnnnnn nnntctgttc aaagtattta agtggtttcc gaagcttagc 350640
aacattcctc ctgtctgcat ctgaccatgc agttttgatt ttcaaggtag gccagcagga 350700
ttcttggagg gaacacgccc cccaaccccc catctgaatc tgcctgagag ctaacaagtg 350760
ccaatgtggc cagatgaatg tgtgctgcgc tatttgtgat ggaggtcccc agagagcctt 350820
tgtgctctag atctttattg gaacacccag taaatattgg actcaggctc cccattgttt 350880
tagtgtaggg cttaaatgca gtctccttca ggctgtcaat gtacctttga ccaaattgca 350940

FIG. 6L4

gcttgcattc ccataccaaa tgtggtttcg cagaacccca gctcactcta acagaaccag 351000
ctgggaccag agagggtcct ggtttgctct ttgtgtgcac agctgatttc tcaaagcact 351060
aactcacttt tctctgtaca taaagatgac actggggaca cctgtcatca gggatcgggg 351120
catcagctgc acccagtcag gcacccactc acccacgtga gactttcaaa gccagctggc 351180
taaggcttgg gaggtacccc cagggcaaaa ggacagcttg tcgttgagtg aagtgaaccg 351240
cctttaacat ttttataggt tatagcctgc ctaggcagca gcaaccagct atttgataac 351300
caaggggtg accagatttc tactggccag ataaccagaa aactaaggct tctgcattac 351360
accgcttcat aagagaaaat aagcatttta gctacaggga agccctgttg tttttgaaag 351420
ctggaggagg tcctcctgct ggccatgggc ttggctggcc gtgggctagg ctgactcaca 351480
gtcagagagc agcctttgtg gctgagctca gcggaactca gcggacaccc gcacggtggc 351540
ccagggccag caataaacaa gtcagggctg ctcctggcgc tcaggaatct ggggtcaatt 351600
agggatcaat ggtgccagag gatttaaaac aattgcaacc agccaggcag gctcaggctg 351660
tatcaacagt gaaatgcaga atgtgcagat acaattgtac tatccctaaa ttaaattaac 351720
gttctacccc tcggcaaggc atttttctta ataagtggga ttgctcctgg ccaagcttta 351780
accactaggg atggcaatga ccgatgacct aactcgtcac ttaaccttgg ccaaggacac 351840
caaaacccta gtcattaggg gacccatctg tgaacctctg ttgaacaatg aagtcaaacc 351900
taatctgatt tcacccacac cttacatttt taagctgcaa atttccacaa ttctctgact 351960
gacaagaaca tgaggtctat ttgataacca agggcaatga caggatttct tttggccaga 352020
taaccagaaa acgtaaggct tctgtattac atcgcttcgt gagagaaaat aggcatttta 352080
gctcatcatt tcctcttgtc atttctcatt gttgtgccta cctggcacaa tgttaactct 352140
atagaaaggc tgacttttta aaatttttgt gggtacacag taggtgtata tatttatggg 352200
ttacatgaga tattttgata caggaatgtc atacataaca atcacagcag ggtaaatagg 352260
gtatccatca cctcaagtat ttatcctttg tgtttcaaac aatccaatta tattctttta 352320
attattttaa aatgtataat taaattatgt tttactatag tcaccctgtt gtgctagcaa 352380
atgctaggtc ttatttcttc tttctttgta cccatgaaag gttgaatttt taactgcggg 352440
catcagtgac tgctaaggat ccagcagaga gggcagtttg actcaaagag gtgaaaaaaa 352500
tcagtggggt cttttgatca tcaggaatca gaagcaactg gaggcaggga cccggaaacc 352560
caggcagggc cactcaggag aatgacagaa cccttccagg cctccatgca tgacaagctg 352620
gtatgcacac catttggttg gcttcctggg tcagaatggg tcctttgtgt cccttctacc 352680
atctttgaca gaactgcctt tggtccccag gctccagcaa tgtggtctga atgggggttg 352740
tctccctttc tgtgtctcca cctctctggc catagtcccc ttgagggagg acaccaaccc 352800
agtcacggct gatcagggtc tctccctgag atttatttgt gctactgctg gtggggaaga 352860
aatgtttctt ttttggctgg gcgcagtggc tcatgccttt aatcccagca ctttgggagg 352920
ccgaaggagg tggatcacct gaggtcagga gtttgagacc agcctaacca acatggtgaa 352980
accccatttc tactaaatac aaaagattag ccagtcatgg tggcacatgt ctgtaatcct 353040
agttacttgg gaggctgagg cagctgaggc aggagaattg cttgaacctg ggaggtggag 353100
gttgcagtga gccgcaattg tgccattgta ctccagcctg ggcaacaaga gtgcaactcc 353160
atcaaaaaaa aaaaaaaaag aaagaaagaa aagaaatgtt cctttttgga ggaggaagaa 353220
gaacctcgaa gctgctggtg gtcagattgt gtgactgctg gggaaaaggg tccacaaccc 353280
tttggtgaga atgaagccaa aatacagaga gaagcatatg gcagacaagc tggaatgttc 353340
ggtccaaaca gtggctcccg aggctagagt acccccacca gcatgaacca ctgaaccaat 353400
gagcttgctt ctcttcttgt ccaagttcat gcagcgtttc ttgatatgac acttggtaat 353460
gatttcttag cattctatat gtcatgttac tattatttct gctgtacaat tttgggtaca 353520
ttttggcagc taagtactca ttcagatcag cagctctcca cacgtcaggt tggcttggga 353580
agcaagcttg gaagaccagg acgaagggta ggcatagact ttgaggcaag cttcgtagac 353640
tatcataggg gtttgcttct tactatcaga attcagcact gactcattta taaaccagga 353700
gcaaaagaag tgttattttg atttgcactt gttgaaacat tgattattta ccaggaaagg 353760
ctataggcag caaagagaga tcaacctgag atgacttcat aatctttgtg actacagggt 353820
ttgtcttctt ttgggggttt cacaaccatt aacttccatt tccaatgaag agtaggattt 353880
acaccagatc aaatatccct gttctttcct atctatctat aaacctaaat tgagttcaac 353940
acatacataa cacctgagca tgtgctatgc tggagaccta aaggcagctc ctggtcttac 354000
agacagaccc attggtattc ctagttgatt tcatcctatt agttgaaaac ccttcagcag 354060
accccacaag ggcactcaga atacagttgt tgctagaagt agctctcaag gtcctatgtg 354120
atcttccgca ccacgcatga tcgccctcac ctcccctggt gcccagtggg agctctgtgc 354180
tctctccctc cccacactct tgtcctctgt gaggataggg tcacacccag aagcttcttt 354240
cctcagcccc accccaacta tctataccct actcacccgt gagggtccca ctccagtccc 354300
tctttcttaa aaccttcccc aagtccagct cttatacatc tttctggcag aatttccata 354360
acatttgttt ttgaactctc tcagaaaggg acttctgtga ttattttaaa ctgtaacctt 354420
gctgggcaca atgtctgctc ctgtaacccc aacattttgg aaggccaaag tgggcggatt 354480
gcttaaagcc aggagttgga gacctgcctg ggcaacaaag caaagcatct ctacaaagaa 354540
taataataaa ttactggttt tgatggtgta cacctatagt cccagctact tggaaggctg 354600
aggcaagagg atcacttgag ctcaggactc taaggctaca gtgagtgagt tatgattgag 354660
ctgtgattgt gccactgcac tccagcctgg gtgacagagt gagaccctgc ccctaaaata 354720
aataaataag ataaacttta aaacaacact gtaggctcat catgtatctg gttattccta 354780
tccagactcc tggagcctgg cagtggccgt gtcatgtgta gggtgtccca tgagtggcag 354840

FIG. 6M4

gaagggctgt tcagggagca gggggagaat gctgaggatg gcaggggcac agaggaaggg 354900
gaggtgacct ccatctctgc tgtaatcagc ttcctgggtt ctgtttactg taggcagcac 354960
agccccttca tcctgtgttg ttctactttc tttttctctg ctgtctttcc attcccatgg 355020
gttttaataa atacatacct tgagacgtga cagaatctat ttccccaatg ggcatctatg 355080
aggcatcagg atgtggttta gcgtctgacc tagtggtggc acccaaaggc attccctgca 355140
aacacaagcc tcctccctgg tctcaaggat ctcaatctct gggcgatgtt gctggcaggg 355200
catcagggtt ttaaaatggt gatatcaact ctctttttc atagctacat ttcccaactc 355260
tggcttcatt ccctagttct gacaccgagt agctgtagaa ctctgagcag accatttaac 355320
ctctctgagc ctttgtttct tggtgacaat aacagtctct tctttggctg ttaccaggat 355380
taaaagcttc agtgaacgta aagttcctag cccagtgcct ggagcttaac gggcacacaa 355440
aaaatgtgcc aactgcctgc acagggaaat tctgcccaag ggaagcttta attacagttg 355500
ctttctcttt ctcccaattc aaggatttgc ttccaagaca attaacagac cacagaattc 355560
tgctacctat cagccactgg tcgccaacag actcccaatg ttggcacaaa caccgtctct 355620
cgaagctggg acacttagac aggtgccagc ttgtggctcc atggctcccg gtgcatccgg 355680
atctgtgaca gttacacaag acgtgtgctt aaatatttac catgctcaga gtctccccag 355740
cacggtgggg ctcagaagaa aatccaagaa gcaaggcggc tctggcatca tccgctccta 355800
gcttggtgga gcatatgtct tgatgggagg tatcgtcaac agactgggcg acctgttgct 355860
ttaaaagatg aacaataacg atctcctctc agactcagga acaaatacta ggcatatcag 355920
attgcttgtg agacttaggc aattagaatg gttctgtgat atcattcccc tgagggtcca 355980
ggaactcccc taagttccca gtgtgggtgc acagtgtgaa acgctggagg aggggagaag 356040
cagcagacat gtttcagcac cacctacgcg tctgacatga gcttttgtta tctcattcac 356100
gctgcaggaa cattgtctcc attatcatta tgattgtttc tactttacag atagggaaac 356160
cagctcagag aaggtgagta atggacccga ggtcacacag ctgtgagacg cagggccagg 356220
atttggctcc agctactagc ctgtagcagc atgggcatgg cccagtggaa agactaacac 356280
aaagatgaac atcccagcac ccttccaaaa ggctctccaa agagatgggt cccacaaagg 356340
tgcaacagtc tccaagattc cctgacctca ctgtacagcc agaggttggg aattccttcc 356400
cttaagtcag ccctgatcct ggtgcccccc tgtacatttc tcccactgac aactgctcag 356460
ggaggttcct cgccagggat gtaaacagga cagggtcaga ccccaagtgc caagtaggta 356520
gccaaggggg acagaggccc tgtctagggt acctgaaaca cactatggag gggctggtgg 356580
agagattcta ctctccactt ggatcttacg caggagcaag gaggtaaaaa gagtgaccac 356640
acacactaga tttcacagtc agtaaggact gaaacctctg atctgctgac tggcttcacc 356700
aggagggata tcctgggagt cccaggcagc cactggcagc acccctgctg tggaacccag 356760
gattcctgca cctgaaaggg gagtcttctg ggaccactcc tggagcccag gagggctgca 356820
cgtgtcaggg gcccacagac aggtgaagaa acccttaag cctctttcct cgagtgaagg 356880
ccgacctccc ccactccccg gcattagaca ttctggtttt gcaggagctg ctgatggtgg 356940
cggtagtagg gggagagtct acatttcgaa tgagcttccc ttcctggtgg tcttggtaca 357000
agtctgtggg tgtattttga aaactgctgc tttccctcca acacagcttc ccttgctgtc 357060
tccttggact gcagcagcgt ttcttacagc cacgtggcat ctcagggaat tctctggaag 357120
atgaggctac accgaagtca agaggcgtct ttgctgggct cactgttgag ctgtggaggg 357180
cctgtaaggc cccagaggag gccgttcctt ggactctgtg cagggaaact tctcttgact 357240
agaaatacac ctgtcttctc cgcccaaagc ccaaagtggg tggcctgggc ttgcaaagag 357300
acgagcaggc tcagggcagg atggctccct gcagctctat ggcctcgaat ggggtaaggg 357360
actccctgga ggcctgagta atttgggcac tgggaaaaca gggtcctcta tttctagttt 357420
tcctgtccag agcaccccag ggctgtgtgc ctggccttgt gggggccgtg accctgaccc 357480
tggctctccc taaggtgacc actcacccta gaaacaccct agaaactcac cctagaagat 357540
ttgctaaaca gcaacagttt agctaatctt cacatctttg aaggtacaaa agtcccatgt 357600
ggggcctcgg gtcagagaac tgccacaaac agcccgtgaa ttcattaatc cttccccagc 357660
ctctcggttt ggctgcattc cttcatgtat ccattcaaca catagcactg agcatctact 357720
gtgtttggat tttgggggaa tctttgggta gcttcagcta ctaggacaaa gaacaccgcc 357780
ccctgagata tacatgcctg gacgatgaat cctgtgcgtc tacacaacat ttctgaatgt 357840
tctgaaaagg aaaaataata ataaacaaat gtgtgaggta gtgattaaga tattcacaat 357900
atttcccttt aaaacaggaa agtctgacag ctaaagagga gaaacgtctt tgctgtcccc 357960
ccgactccca cttcaattta gactcctgat tgctttcttg atctttcagg gttataaccg 358020
cgatctcaat gactaataga aaactccatt aggctccgtc tttatgaagg gaattaatga 358080
cttcgtaaat ttagtgcttc gtaaacatag gaggggggagc acttccctca ggcttgacga 358140
ttccctggca gggagggagg ctggatagga aaggaaacgc ttccagcctg ctgagaggcc 358200
tcctcaccca agcattctct gctgctcctt agaaagccag gccccacaag gcttaggtgc 358260
gccaagatcc tgaaaaaagaa gtcaacgcga aggcacgaga gctgggagcc agggagaaag 358320
agatgcgtcc gccgacttga aaaaaaatac caactggtga aattttcaaa tataaatgca 358380
gattttaatt acaaatgtgt gtccttggca agtccagctt ttgtcctgga ttagagaaat 358440
ctgttgttca gacaggccaa acccacagac gaattatatt ctttgttctt tcaagctttt 358500
taggcctggc caatgacata aaatctttca gggggaaaaa caccaaactc tcaggacaca 358560
cattcagaag gcagcatagg gaaggagagg ctgtaggatc gaggtcttgg gtttccttgc 358620
tggaatgaat gaggcaagtt atttctactt gaaggagggg aggtgggtgg aagaggaaag 358680
ggaagggctc attttataga ataatggcat ttccaggggc ttctgcaaag aagttttcct 358740

FIG. 6N4

ggtccactga tgctttctgc ttcaaaactg cccttcttca gagaccagcc atgtctgctc 358800
agcccctctc tccttgagaa taccacagca acagtttagc aaattttcaa agactgatgt 358860
ctttgaaaat acatcagtcc catctggggc ctcagaactg ccatgaacag acccaatgaa 358920
ttcattaatt cttccccagc ctcttggttt ggcttcatta attcattcaa tagatagcac 358980
tgagcaccta ccatgtctgg attttggggg caatctttga gtttcaggaa ttgaggcctt 359040
cgagaagtct ctcaatactt gtaatagcaa gagcagccac atatattact taggggatag 359100
acgattattt cctttccttc cttccttcct tccttccttc cttccttcct tccttccttc 359160
cttccttcct tcctgtcttt ctgtcttttct ttccttttttc tctttctctc tttctttctt 359220
ttttttctga gacagggtgt tgctctgtct tccaggctag agtgcagtgg cacgattttg 359280
gctcactgca gcctccacct cctgggctca agcaattctc ctgcctcaac ctccagagta 359340
gctggaacta cagattcaca ccaccatgcc tggctaattt ttgtcttttt ggtaaagacg 359400
gggtttcacc atgttggcca ggctggtctc aatctcctga cttcaagtga tcagcctgcc 359460
tcggcctggc aaagtgctgg gattccaggc atgggccacc acgcctggcg atagatgaat 359520
ttttgagtga ccctgccgtg actttctcct tgttccttga taggttttga aagcaccagc 359580
cagactaatg aaatggtatt gctggtttgc aatactcttg atggaaaaaa gtttaaatct 359640
gtacctccct cctttttttt tcaatcagcc acctaagttc tctaataaat taatatacac 359700
tttctgaaat tagaaaataa aaaaagaagg ctttgtgtat tacatgcaaa agagaaaagt 359760
ctagaagata ctagtcagag gtgtctgagt caaaggttaa tcaaaattaa aggaaatagt 359820
aaagaagtag tataggaaaa tgtcaccact tgggaaggct ggcagagaat tttaaaatcc 359880
tcttttccac aaaagattac aggtaacaca cattcatgag tcctttgacc caatgcaagg 359940
tcacagagag aatgtatctg acacctattt tatttgtgtt ctgctctatt ccaaaaagga 360000
cttaaggtgg tttgaagagg aggagacata aaataaaagt taaatatgta ctaaaagcct 360060
gagcaaaaaa gaaaggaaag aaaagagtgg caacataaaa tagaggctgg aacaaggtga 360120
gggaaattaa aagcacaccg tgcaggttga tatggttcct tcctgtgggc cgtgagtttg 360180
gctctaggag ttaactggga aagggaaaca gatgaatatt aaacataaaa gcagatcgat 360240
tgcttaggag accactattt ttggaatcca ggaatggtag gcctttctcc tgcaggcctt 360300
tccccaccat ctgtataatg tactaagcca cagccctaat agcataatag catcctgtat 360360
ctgatgtggc ctcaagcggt tcagaatttg gaactgtgga tctgcttagg acttcagttt 360420
ccttgtttca taatctgctc ccgaataccc catatctggg catattctta tttgattcag 360480
gtctgctgtg gtccagatct gtaagactct gccctgcaaa cagacagtat agaaaatatc 360540
atcagtgacc atattattta acctccacat tatcacccac atcctcatga gtgtgagggt 360600
ccaaatggta ctgataagaa aagttagtaa gaggcaaggt cacctgcagt gtctggggta 360660
acagacacca catctctgca agccccagcc ttcagcctgc caggtggagg ggcagactcc 360720
atctgatctc agaaaatttg agaaccgtcc aggcacagtg gctcacacct ttaattccag 360780
cactttggga ggccaaggct ggtgaatcac ttgaggtcag gagtttgaga cgagcctggc 360840
caacatggcg aaaccccgtc tccactaaaa atacaaaaat tatccgggca tggtggcacg 360900
cacctgtagt cacagcttct cggaggctga ggcaggagaa ttgcttgaat cctggaagcg 360960
gaagttgcag tgaactgaaa tcataccacc gcactccagc ctgtgtgaca gaaacagact 361020
ctgtctcaaa aaaaaaaaaa aattgagaac cttcccaggg cccacctaca gttgactctt 361080
gagtaatgaa ggctttaggg gtgccaatcc ccacacagtt taaaatctat atacaacttt 361140
tgactccccc aaactgaact actaatagcc tactgttgac tggaagcctt attgataaca 361200
taaatagtcg attcacacat attttgtatg ttaatgtatt atatactata ttcttacaat 361260
aaagtaagct aaagaaaaga aattgttatt taaaaaatca taaggaagag aaagtatatc 361320
gactactcat taagtggaag tggatcgcca tgaaggcctt cagccttgtg gtcttctgag 361380
taggctgagg aggaggagga agaggagggg ttggtcccgc ttctcagggg tggcagaggc 361440
agaagaaggt ccacctctaa ctggacacac acagttcaaa cctgtgttgt tcaaggtcaa 361500
ctgtacacgc caccgagacc agaatgggtg gtttgatatt tgtcagtggc aacaattcaa 361560
tattctatcc tttagatgtt ttctcactct ggtcacattt aatgtgttta attgatgctg 361620
tgtggaagtt tcttcacgtt agaggataaa taagccattc cctttgatag gagcctgggg 361680
ctttccctgc gaggagggca ctttgggagc agccttctca ttagagggca attagccggg 361740
ctcccgcacc cggtgccctg agcggggctc ctgagtaggc agggcagacg cgccatctag 361800
tggcagctct caggacgtcc acacgcctgc tcctgcgggc tcccgcgccc tggggtggca 361860
ggcaccggca tgctagaggt taacgaggag gttccctcct tccagcgtgg atgagccttt 361920
ccgtgagggt gaccggaaag gcgcctgggc tggtgacggt gtcaagtgta ggcaagaaat 361980
acggctgatc aagaagcgac ttcacctccc tcgcacaaca ctgagtccct ttgcggcagg 362040
ggccctcccc gccgcgaacc ctacttggaa ccttgcgcca tgcgatgtct ctctcattct 362100
aggccacgga agccctgggt cacccctttca gcctggttct ctccggtggt gctggcttgt 362160
ttctcctgtc tgttggggtc agctgcgtcc agcctcggct cctgcaggat tgcccgggca 362220
acccagagga gatgggcggg cgtggaggtc ctccctggat gacccttccc accatttcaa 362280
catcattagg aatttaacag gcttttgcaa gaaggcccag gtacgcatcc ccccatttat 362340
agtaggattt ccaggacaaa atgtattcca ctctctaaac aacaagcaac atgtatacaa 362400
cccattcata aggtaaagat tcccttgcct acacctagct tctcctgccc aagcatggcc 362460
ttgtcgttct cttccccagg tcaagttcag gacctagcag ctgggaatgc acattttcca 362520
agttaagagt ggaagagtcc cagcttggct tagatggagt cacatatagg attcaggttt 362580
gccttggcag gtctgatgga ccttggtgag ggtccgccag cagctgtgca cagcagctgc 362640

FIG. 604

ccagggccat gcagcaggca ccgcactccc cttccaggaa ggattccagg cccagctaca 362700
aggagcgtgg ctactgacag ctgtccactc acagctcgtc agactaagct tcagctttca 362760
aaaaggactg tgccctcctt gggctggccc aggcccacat aagagcaagg cagtggccca 362820
aaggcctggc atttctgccc accacgggat tcctctcctg ggtggtctgt gctccagagc 362880
tctctgtggg gctggcttac ttctcccctg gcccctccac aggagttact cagctatagc 362940
ccctctgcac acataactct atctgggagc ctttcccgga ggatgcaacc taactggttg 363000
gctcatccta tagaagccag tgtccttgac tttttcaggt gatgaacctc ttttgagagg 363060
atgctgataa ctgtaagcat cttcccagga tttgcacatg tccagtgtta gagtgcaggt 363120
cccccaaggc catcccacgg gccttcacag ggagtcgggt tgaggacttc tgactgaagg 363180
aggtggggag gaggcgaagt cggggaatga ggaagatggg gctgggggat aataacaggg 363240
cttccggcaa tggagaggag ggttaattct catttctgac tcacagcgca gcctcccatg 363300
agttcatgga ttctgtggga aaaaccaaaa gccaattccc tcaagtgcta tgtcaggccc 363360
tgcaggcagg tggccggcgg tggccccata tggctctggc acaatgaggg cttcagagaa 363420
cagagctgcc tctgcctggg gagtgccagt ggcatcagca gcaggggtgg tgcccagtca 363480
cccatgtggc agaggctggc tgggcaccgt ctcctctggg taacatggtg cccaccaagc 363540
cctggaagca aggcctccca gcacctttgc aagcagcaga tatcatctag caatgtccag 363600
ctggatggaa agaagataca acagctggaa agtggcattg gctgacctcc tccagaaagt 363660
ctctttccaa aataattggc aagggtttca ggtgttagat gttcttcact gacaggtgga 363720
gaaggagcta acaaaacaag attgtgcagg aatgagaagt cgtatttagg atgtacgaca 363780
gcagacacac agcacacaca cacacacaca cacacacaca cacacacaca cacacacaca 363840
caccaggggc tgttttcagc actcacttat attaattgat ttaatccaca tacagcctca 363900
tgtgctagct cctattatta tctcatttta ctctcaaaaa aactgatgca cagaaaggtt 363960
tagcagcctg ctaaagtcac gcagctgaaa agtggcagag ctgggatctg agccaggaag 364020
caaggtacaa ggtctgtgct cttcatctcc ttctatgctg gctgtatgct tgctagcggc 364080
catgaacttg gaccttgggg tgggagggct ctgcgttcat tcccagcccc ccttgttact 364140
ggctgtgtga tttcaggtcg gtttcattct tctctttgac tcagtttcct caactgagtg 364200
taaaatgata gtgatcctac ctcataaaca tgtgtgaggc ttaaatgagc taattatgta 364260
aaagattttt gctgccacac agaaaaatgc ttagtctgac attgaatata tatgaaattt 364320
ttggatctgc gccacccaca gaactcagag taggttcttt aaataaactt ctgccccaga 364380
ctcccaggcc agcccagcca ctgaaggcac caagacagga gccctgtgtc cgctccagcc 364440
ctgaggctcc ggaagccagg caagagcatt tcccggtgga ttcctggctg ggcccagcct 364500
ggggcctctc agtgctcctg gtagccttgc attttctatc ttcaagggaa gcttgagtgc 364560
tggaagcctg cccgcccctg cacattccta ccagcgcctg aaatcaatga tgcccttgtt 364620
ctccttggaa gcgttggatg tgtgggagaa ggttgagggc agactgtcat cccgccaagc 364680
tgtctggaaa gctggagggt gcatgaaagg ctggggagca cccagtcctg cataggtacc 364740
tcctgcttca aatcagccag atccagggac tcacaccatg gcatcaatgt gaggagcact 364800
ataagaggat acccttctag tgggtttcaa agcacctgat taatacaaat gtaatcaaca 364860
cgaagctttt ctactacata ttctttgtgt aaagccatat gcactcacat tcagaaatac 364920
taaagatcag gtctagaaaa atattcctac aggcagaaag aagagagagt ccagttctaa 364980
acacagggaa gggttgaaga agcacagtgg gtgagggaga gcccatgtgg gtgggagagg 365040
atgagggcac aggtggatat tgttttaaaa tttggtagtg gcaaattgga agcacaatgt 365100
aatttcactt acaatttgcc ttccatcaaa taggatcccc aaatactcaa aggccttaaa 365160
tggaggcttt tctttaacga tctcaaattt ttaacttttg ctaggcgtgg tggttcatgc 365220
ctataatccc agcactttgg gagactgagg cgggcggatc acctcaggcc aggagttcga 365280
gaccagcctg gccaacatgg tgaaactctg tctcttccaa aaatacaaaa actagctggg 365340
catggtggat cgagcctgta attctaacta ctcgggaggc tgaggcagga gaatagcttg 365400
aatccgggag gcggaggttg tggtgagcca gatggcacca ctacaattca gcctgggccg 365460
cagagtgaga ctccatctca aaatatatat atatatatat atatttttaa acttccactt 365520
ctcatttcag aattcatgaa tcttgtctcc ttaatgtttt tctgtcatgg cacggtatta 365580
agagtttgtc ttcagagtat ggtctcatca tccaaatcaa ctttataagc cacagattcc 365640
tccattcaca tcttagctgg aggcatggct acttctaagg actaaaaata gtcacgttgt 365700
cctgacttcc ttttcctctt ggcagaatca gagcctgagt catgtatgat ctttcacgga 365760
agaacatgcc tttgcactac aagtggtatt ttttctctca aaaaataaat ttgtataaat 365820
atatttttct ctaacaaatg ctgttataaa tgcaccagga aaatttattt tcaaaaactg 365880
ccctaaagct aacactttaa aattgtattc ttgtttgttt ttactcaata aatattaagt 365940
gcttatcata tgccatgcac tagtctagtt gcttttctgg acctttgatt ttagaacaag 366000
cactttttct ttcttttcct gagagctgag gtctcactat attgtccagg ctggacttga 366060
attcctgggc tcaagtgatc ctcctgcctc agcctcctaa gtagctgcga acacaggtgt 366120
gcaccactgc acctagctag aacaaacaca tcttttaaag gagcaaacta gtttcagagt 366180
gttaaggtgg aaagtggctg gctagaggag tggggctggg ggtgtttcca gagacagact 366240
cgctggggag gcctttcaga gcagatgaga gttgagccgt gaatgcccag gcagggccag 366300
ccacataaat gtagagtagt aaagtagttt aggcagcagt gcagcaagtg caaaggcact 366360
ggggtaggga tacaactgag tgagcccaag gaatagaggg tggctgtggc tggggcagag 366420
tgaggaaata ccattaaaga gattagcagg ccaagtaagg cggggctctg ggtgccagaa 366480
tgagccgaaa ggtttcattg taaatgccct gcagagcttt taaaagtttt taagctagga 366540

FIG. 6P4

agtaacttgc tctgatttgt ggtttataga gctcctttgc tgtcaaggag ttgctgcaaa 366600
acagtacaca gaaaatggaa cagtgaggag gggtgtagct gaaacgagac tggccatgag 366660
ttgataagta ttacagttgg gtatctgggt atattttgtg tatgcttgaa aattcttaga 366720
acaaaagttt caaaataact ctttttttt ttttttttt ttttttgag attgagtctt 366780
gctctattgc ccagactgga gtgcagtggt gcgatctcaa ctcactgcaa tctccacctc 366840
ccaggttcaa ggaatacgcc tgcctcagcc tcccaagtag ctgggattac aggcacgcac 366900
caccacacct ggctaatttt tgtttttttgt atttttagta gagatgggat ttcaccatgt 366960
aggccaggct ggttttgaac tcctgacctc aagcgatcct ccttccgcag cttcccaaag 367020
tgctgagatt acaggcgtga tccaccatga ctggcttcaa agtaactttt tatacagcaa 367080
aggaaaaaat ggaaacagaa ccctttaaac ggcacacaaa caaaataaaa taatagccga 367140
acactctctt tggctgctct gtggagaaca gatcatggaa ggatgggtgg gaggaggaca 367200
ttcagctaga aggattttgc aatagttcag gcaacacatg gcaggagctt ggtctggggg 367260
tagcagagtc catgaagtag gtgtgggatg gtttggagat gaagccagtt ggacttgctg 367320
atggactgtg tgttggggtg atggagcctg ggggtgggag aggggattga cacaagtgac 367380
caaaggcaag ttatcatctc caaacgtgcc ttttgccact agatgggact gtcatctact 367440
gaactgcatt aactagcttg attagctgga gaaaaggtat taatcatgtt tttcattttt 367500
tgatgctttg acatcttggg tgtcgaacat ggaaatgtca catgatggga gggcccttga 367560
gtcatccctc caaggaaaac tgcatgacct aaaatattca tattgaactt tgcatgagtg 367620
agaaataaac tttcagtggc ttaatttaag cttctgaggt gtgggggtta tagattccag 367680
caattggcct attctgactg atgcaactgc ctgctccaag tggacagaaa tctcatggat 367740
aattgaaata ataagtaatt cccaaatgat agtttagcca gttaatgaga agcaaattac 367800
tccttctgcc tactgtatgt taagggttgt taatgaatat caaaatgacc agaagactgg 367860
gaacaaaagg ggggaggaga aatgaagggc cttgaaaaat gtgtttactg accagccaag 367920
ccctgagaac atcacttagc caatctatag agggagctga gaataagaaa ataaacttta 367980
acatagtgag tcctgaatca gttattcatt cattcttttt tttgagacag agtcttgctc 368040
tgtcgcccag gctggagcgc agtggcatga tgtcagctca ctgcaacctt tgcctcctgg 368100
gttcaagcga ttctcttgcc tcagcctccc tagtagctgg gattacaggc acatgccacc 368160
aagcccggct aatttttgta tttttagtag agaagacatt tccccatgtt ggccagtctg 368220
gtctcaaact tctgacttca ggtgatccac ccgtttcagc ctcccaaagt gctgggatta 368280
caggcgtaag ccactgcacc cagcctcatt cattcaataa gcatgtagcg aacacctact 368340
gtgtgccagg cactgtgcta gatgctggat atactgtgga aaataaattt tacatggtac 368400
ctgtcctgaa agaaattata atctagttgt ggagatagag acaaaaatga atgaatgaaa 368460
cagtaagtga aacaactgta agttggatca ggggctatga aggagtcaga ctaaggcttg 368520
agatagcaca accaagggag attgacttta atggggagca ggggactaag ggaagagaaa 368580
gtgcaggcta caggcagagg cagggtagag accaggagtg ggagagcgag tggcaggtgg 368640
agaagggagc atgaggcatt ctgggcagcg ggacagcatg tgcaaaggcc ctgaggctct 368700
aaggctgtac acatttgagc agctgattaa agaccagtag gacagaagga ggaggtgagg 368760
gaaagtggca taaaattagg tggagaaaaa gacagaggtg gatcacacag ggcctggggc 368820
acagtgaaaa tgttgacttt tattctcatt tcagtctccc tgcttcctgg cctttctatt 368880
taaaagcacc catcttcacc ttctcccaaa ggctctggaa gttttacaga cagcatcttt 368940
ctagcctcgc cctgcgtctc tttctagtca tttgactgag gctgaacaaa gcccagatgg 369000
gagtttcatt cccttcacct cccccaactc ccagctgaag gaggctggcc ccagacacag 369060
gacacagctt cctgaccctg cgggcaggag cctggcttgt tggtgacggg caggagcctg 369120
gcttgttggt gagtgggcct cctcattgct gctggagttt tccatcctca ttccacaaca 369180
agccaagtca gcaagttgct gccaggaacc ttcacacctt gtgctttggg atctgagggg 369240
aaacacacac accggcacca ccctccctga gcccgggaat gaagccagca tcagcggaga 369300
gcaacctact gaggaaaatg atggagtaat tccctgggca cacttcaggc gtggtgccag 369360
gtaacaggcc ctgccagggg gtgacagagg tggtaccatg gcatgtctgg ggcctgcccc 369420
gagacaccag ctggcagcag ccacactctg tccttagcag cactcgcagc agtccaacac 369480
tttggttgtc acgcaagaca cgctgtttct gacaggacgc cgcagccggg taacacgggc 369540
agatgcagag ggcactatcc tgcggcgctt ttttgaaagc acgccatttt tcttccctac 369600
ccaattaact ttccagagac ccatcccgaa ggactggatt catcactaga accaacaaga 369660
tgaggatttg tagagccggc tgccgtgcca ctgaggctcc tagtgggtta tctgcgtggc 369720
ttgcctgacc tcagcagaaa tccacagcgc agggcccaga gctgtgtgag cacctgcaat 369780
tgaagaattc acaattacaa gtcatgtgtc taaattggca ggctttcaag aaagtcccac 369840
caatcttcaa gcatacagcc gccaagggcc acgtaaaatg tttgtagctt taatatacag 369900
tttcatttgc ttgaatatca tcagcttggg tgcagataat caaagaatgg ctcaggatgg 369960
agaatttaat atgagaattc ggccagggct gccaagccat atatgtgcta atgttgcaat 370020
ttcaaccttg gacttaaggt caagattaat ttagtgaaaa atattatttc acgatgtaac 370080
agacaccttc tgagttggag agccgaggaa ttccggagga tggatgaggc atgggtgtgt 370140
ctagagacct catggcaaaa gtggctgcat tgccccctca aatgttagtt aatatttggg 370200
cacatttgag agataacaac atagggagat ttttctttaa ctttctatta tggaaaatca 370260
aacatatgct atattagaaa gaacagtata ggaagtggaa aacttttttct ttacagggcc 370320
agatagtaaa taattttggt ttcccaggcc atatgttctc cgcctcaact atacagctct 370380
attgtcacac aaaagcagct attgatagtg tataaatgaa tggtgatgtc ttctaataaa 370440

FIG. 6Q4

actttatttg tggatgctga catatgaatt tcacaaaatt tttacatgtt attaatagtc 370500
ttctttttc ctgacttttg taccatttaa acatataaac atctttctta gttcccaacc 370560
cttgcaaaaa cagctggtgg gctagagttg gcccgcaggt cacagtctgc ccagccccga 370620
agtacgtaga aggacccca gccccgaagt acgtagaagg acccccatcc ccaacaccct 370680
gtttcaacaa aagtcagctc atggccaatc ttgtttcatc tattctccta tcctttttc 370740
ctctccttgg attctttgag gcaaaccctc atcaacaaat tatttcatcc atattcatat 370800
ttcagtactt atctctaaaa gaggattcaa attttaaaca aaaaactaca atatcatgat 370860
cacatctaaa aatattaaca attccataat atcatcaaat atccaatcaa tattcagttt 370920
ttccaattgt cttataaatg tttattatta tatattttag attttttccc ccattcaatt 370980
tatttgtttg aatcaagatc taaataagat caatatgttg caaatatatt gcaattgctt 371040
gatagatctc ttaagtcttt gttgttgttg ccgttgttga gacaaggtct cactctgtcc 371100
ccaaggctgg aatacagggg gccagatcat ggctcactac agtctgacct ccttgggctc 371160
agatgatcct cccacctcaa cctcccgtgt agcctggatt acaggtgtgc accaccatgc 371220
ttggctaatt tttatattct tttgtagaga tgggatttca ccgtgttgct caggctggtc 371280
ttgaactcgt aggctcaagt gattggacct cctcggtctc ccaaaccgct gggattacag 371340
gcatgcatca ccatgcccag cttcctaagt ctcttttaat ctgtgagttt cctttcccac 371400
ccacacctct tttgtacaca ttatttgttg aagaaattgt gtggtttgtt ctgtaggatt 371460
tcctggagtc tgggttttgc tgattgcatc tctgtgctgt tattggatgt gttgtttgtc 371520
ctctgtattt tctacaatac aacagtattt tctgccaaat ggaagttaga gctaaatgtt 371580
tgatggcatt cgggtcttat tgttgtcttg ttttttggta agattacttt acaggtgact 371640
gtgttctccc atcagaaagc acacgtgtgg ttgcttctct ttttctgatg ctagcagcca 371700
ttgataatta tggcctagat tcattactta aaaaaattaa tagactttat ttttaaatca 371760
gttttgaatt tataaaaaag tgagcagata gtacagagtt ccaatatact ccctttcata 371820
cacagtttca tctataatta acatttggat tagtgtgata tatttgttgc agttgatgaa 371880
ccaatattga tccattccta ttaactaaag tccattgttt acattagggc ttactgtttt 371940
atacggttct gcagttcaca aatgcgtagt gacatgtttc taccatgaaa gtatcacacg 372000
ggaatagttt cactgcccta agaatctcct gtgctccacc cgttcatcca tccttgcacc 372060
taaacccctg gcaaccatgg ggcttttcac tatacctata gtttagcctt ttgcagaaca 372120
tcatatggtt ggaatcatac tgtaagcagt cttttcagat ttatttcttt cacttagcaa 372180
tgtgcattta cgattcctcc gtgtcctttt gcagcttgac agcccacagt tcttttcagc 372240
actgaaaaat atttcattgt atggatgtgc cacagtttgt tcatcagttc actgagtgaa 372300
gaacatctcg attagttcca gttttcggca actatgaata aaacctctat aaacatttat 372360
atgcagattt ctacgtggac ataagttttc agcttaaata ggtaaatatt aaggagcatc 372420
attgttggat tgtttggtta gaatatgttt agctttttag aaactaccaa actatttttc 372480
aaagtggctg taccattttg cattcctacc agcaatgaat aagaattcct tctatcccac 372540
atccttgaca acatttggta ttaccagttt tttgggattt gggccattct gatagatgta 372600
taatgatgtg ccattgttgt tttaatttgt atttacttca cgacataaga tatcaatgga 372660
atgtcttttt tatatgttta tttgctatct atgtgttttc ttttttttct ttttttttct 372720
tttttgagac ggagtctcgc tctgtcgccc aggctggagt gcagtggcgg gatctcggct 372780
cactgcaagc tccgcctccc gggttcacac cattctcctg cctcagcctc ccaagtagct 372840
gggactacag gcgcccgcca ctacgcccgg ctaatttttt gtatttttag tagagacggg 372900
gtttcaccgt tttagccggg atggtctcga tctcctgacc tcgtgatccg cccgcctcgg 372960
cctcccaaag tgctgggatt acaggcgtga gccaccgcgc ccggccctat gtgttttctt 373020
tagtgaagtt tctgctcaga tgaaattgag ttttttttcat tgttgagtcc taaaacttct 373080
ttgtatattt tagatataag ccctttgtta aatatgcact tgacaatatt ttctcccagt 373140
ctgtggcttt gtctgttcat tctcttaata gtgcatttta cagagcagaa gtttttaatt 373200
ttaataaagt ccaccttccc aaattttcct ctcacggatc atgcatttga ttttgcatct 373260
aaaacattat cacccaatgc aaggtgaccc atattttctc ttatattatc ttctaagagt 373320
tttataattt tgcattttac agttaggcct ataatccatt ttgagttagc ttttgtggaa 373380
ggtgtaatgt ctgtatctag aattgttctt ttgcatgtag atgcccagtc gttcccgcaa 373440
tatttgttga aaagcttatc ctttctccac tgaattgcct ttgtttcctt gtcaaagatc 373500
aattaattga ctacatttgt gtggatctgt ttctgttctg ctccactgat ctatttgtct 373560
attcgctcat caatatcact ctgtcctgat tactgtagct ttatggtaag tattgaagtc 373620
aggtaatgtc agtcctctgg ctatgctctt tttcagtatt ttgttggctt ttttgggtct 373680
ttcacctttc catgaaaact gtaaaattca gctttttgat agccacacaa aaacttgttg 373740
gaattttaat tgggattgca ttgactctat agatgaagct gggggatatt ggcatcttaa 373800
taatattgag tttccttatc agtaaacatg ggatatcact ccatttatta agatctctga 373860
ttgttttcat cagagttgta tcgttttcca catatagatt ctatacatgt tttgtttgat 373920
ttatatcaaa gtatttcatt ttttggtgtt catgaaaatg acattatatt tttttaattt 373980
taaattccaa ttgctaattg ctggtttaga tccattcatt ttttaggact tgcataatgg 374040
tgatattcta attctttttct tcccctctcca tttattagct gatatgttct gttaaaaaat 374100
cactctcatc aactcttcaa ttatccaaag atagagatca tttaggaaag aaaggaaaaa 374160
tgctggatat ttccccttga ttttctagtt ttttgaaagt attgaattgg ttcttcaaca 374220
tctccaaagt tgaccaataa ggttgtttat tttttagtat cattataaaa aaattagaca 374280
catttcaatc tcttgcattt aggattcttg ttggtgctca gactgaccct ttgatggtgg 374340

FIG. 6R4

gagcgttttc cgttgacatc tgatgtgact ttgatagttt ctttatttcc ttaagttcat 374400
gcttgtctta cacatgttct cccccagacc taataccagc catttctcca aggagcctcc 374460
attcccttta gtaggaaatg ttgtttagaa gccactaagg tatacatttt tgtcttttca 374520
gtggtcagag gtaagaatta aaatccattt tatttttag gataaattat atcttgagtt 374580
tacaatgata agtcacttta gaaatatgcg gaatctcatt ggttttgtaa gttttttct 374640
ttcttccatg ctgaaattgc tttatctccc aatacacata caaaccaatg ttattaccaa 374700
caatatcttt actgaaaaca gtttagattt tcaagatttt ttgtctagtc cctgtcctta 374760
gagtatattc ctcaagaaac atacaatgca ataatggaat aattttgttt taaatttacc 374820
tggtatagtt ctgtgtggtt ataacatcta gaagatatgg agctaagttt atttgtttca 374880
attggttttg attttaggaa ctgcttttt ttaaattaag gttttaaaaa atagttacac 374940
acatttgtta cacacgtttc gtatttttgc cagtttatct ttggaatgaa tttctagaag 375000
tgggattgct tcttcaaagg gcaaatgtat atgtaatctt gctggatact gccatatttc 375060
cctctgccgc agttgtacca tttcaccttt taccagcagt gcctgatgtc ccattctgaa 375120
ggtttctccc ttatgtttgt agagtgtgtt agggactcat taggattttt ttaaaacata 375180
tctcactttt cctggcaaca gttctaggaa ttaggtaatg ttctcaccct gactttatag 375240
atggggaaat tgaggctcaa aagagctgaa gtgtactgca cagaatagga aacaagctga 375300
ttatagtccc gattcctcgc ttagccacag cggatcctta ggcaagacac agagtcctat 375360
gtcttcctct agcatggctg tgggccttcc agttttgttt tcatttttcc agctggattt 375420
gcctctccca cagagtcgga gatggaggag tcccttggct atttgattct tacttattta 375480
acacatggca ctaggcgaga ggcatatggc agtgaggatg atgtttgcgc agtcctggct 375540
gagctgatct ggagtgttgg tctagaggga gtttcagtac ttagacgttt ccattggggt 375600
ctagcgtcag ggtgggggag tggaggtgct gggaaaacaa ccgtcggggg agcttgaaag 375660
aggaagagag gtcagaagag gtttcctgga ggaagtgaca gctaagctga gtcctgagtc 375720
ctgagggtga gtaagattta gacacaccaa gagggaggac aggggaaaag aagaacctgg 375780
acagaaacag gctcaaaaat caggaggcaa aatagagggc atggggcatt gaagaaattg 375840
aaggaaagtc tgaaggacta tggattttag tctgtgtgat tgtagcagac caaattgcag 375900
atggcttcct tagaagtatg acaccagtct ctggggaacc agcttttgga aatcaaaacc 375960
tgtgacatga tggtgaatat cttaggtcct accactttct gtgcatgggg ttatatgcca 376020
gaatgcctct gacatacggc agaaatggcc ttttcttcac atcttgtcat cccccagtct 376080
ggtgcaacac gctatagacc accgacattt acaagtgact ggtgcactag gaaattctga 376140
atgcttgcct accagttaag gcaacataaa aatacgcaga ttagtgattt gattattagg 376200
gcccgtatct gaaaacagag aggaagaaag aaatgcgctc aagaatccga atttgcattt 376260
gtttactaca acaaaaagtg ggctgatgag ttcatggact gataattaca ctacaccttg 376320
atcaacatgt tctcagtggg caacaacaaa aaaaacaaag atctttgtcc caggatccca 376380
tatatcctgg gcttggctga taggggttaa tcaaattagt gagcaagata tatgagcaga 376440
gagacctgag tgagcatctt tgattctgta caagtgaacc atgaaaagaa aacttctggg 376500
acccattccg tctcaatctc attaggaact aagcctgtcc cccaggggct gtctcagcct 376560
gaccatgcca attggtccac ggaggagtgt gcgtagttag gcacatgcag gcagacttga 376620
ctcaaacttt gtgataaacg actttttttt ttttttttga gacagagtat cgctctgtcg 376680
cccaggctgg agtgcagtgg tgtgatcttg gctcactgca acctctgcct cttgggttca 376740
agcaattctc tgcctcttgg gttcaagcaa ttctctgcct cagcctccca agtagctggg 376800
attacaggca cctgccacca cccccagcta atttttgtat ttttactaga ggcggggttt 376860
caccatcttg gccaggctgg tcttaaactc ctgactttgt gatccacccg cctcagcctc 376920
ccaaagtgct gggactacag gtgtgaggca cgcacccggc ctgtgataaa tgactttata 376980
aacaccagaa tcctgtgtta tttgatggtc tgtcctactg aagccttttt cctaaggttt 377040
ctcatgtgta gagcaaagcc tttttatttt tagctgttac ggtcatagac gggttgcaca 377100
gcagtgaatg ggtttggacc tgaaatgcag gagcttgatg tgaagttcca tgactcatat 377160
cagccccaca ttccagagtc attttccagg aacccgagat tcattctgtt ctctcccttg 377220
gctcatcatt catgcccagg acattgacga ccatctagat ggtgatgaat tccaagttca 377280
tgtctccagc ccacatctct cctctgcata tctccaaagg tctgctcagc ctcaccactc 377340
agatatttca ccacatccac ccctccagcc tggcccactc ctggtgaatg gcacggcact 377400
cactaagtta tgcaagtcgg acgtgttgga gtcctcattg acgcacccgc cccctcagaa 377460
atcctctcct cagaaatctc tcctctctca agtgcctgtt tctttcacct cctctgtaat 377520
tctcacttcc acccttatt tccagctgtt cctacactct gtttcctggc ctcagacccc 377580
agccttgcat gcctaagcca gcttcatatt tggtcctcct ctattcaatc tactcaccca 377640
aacacttttc tatatgtaaa tctgattgcg tctcaccttg ttaaaaccta tgggtcccag 377700
tctcctttaa gataaagact gcattcctaa gggtgctccc aaggctccac cacatcgggc 377760
ccctgtctgt acctatcctg gctcctcgtg ctcaggtgcc cttgtccccc ttgcatagca 377820
tgtccaagta ctatgtcccc acccaccagc ttctggcacc tgccgctccc tgtgccatcc 377880
ctgcctcact cctccttcct gtctcaggca tctccctctt ttggtcacag ctgccctgac 377940
cctcagccta ggctgggtgt ctggccacct gctcttgaag agccacttct tccatgctaa 378000
atctcagccc cgcttgggat tatttatttg ttggtgtcat tactcagact tcttgcgtct 378060
ccctgactag actgggcctt catgtgacca ggggctgtgt ctggttttgc cactgttgta 378120
ctcccagtca catccatggt gcctggcatg acatgcctgc ataatacgta ctcagtaagt 378180
gaatgaacca actgactcac ctacagaaag gacctttgat gtctctccca actcatcaga 378240

FIG. 6S4

ataatccaaa atagtcagct ttgaagaaaa aaggagtatt tatttgatac cacaaagaat 378300
tctaacagaa aagaatgctc caaatcttct aaggcacatg taataggaag gcaggtctgg 378360
agtgaatagc ttgtcaagtt aatgattagt ttggtgtttc ttttgctgta ggattatgac 378420
aaatgtaaca agactgtaga tataattggc cctggtgctt tggccttacg ttttacactt 378480
atcagttttc acggaagtaa atcttgaatc ctacagctct catcaaattg gatgctgaaa 378540
gtgcagtgac atcatagcaa taatgatgtg gagtatttat gaccgagctt tttggtgaat 378600
gtgcttgtaa tgcatcttct gtttagtgtt actagaacac cagcataatt attgggctgg 378660
ttatttgtta aaacgattta gacaaaaagt ttaggagaaa attaggtgcc atcgaatgat 378720
aatctgcccc tagcagagga tgatgaataa atacatgaag gtttgctccc agtgattcag 378780
aactaataat gaacaggtaa taaacgaagt tttcagttat gcctacagag aataagtgcg 378840
tcctctgagc cgttcagacc tctgaaacca gtactggttc agaataggag aaactagtta 378900
atttccacat actgtgatca cctcagggga agctcagtcg gattttagaa ctctcacaaa 378960
gaaattgaac cctggtgtcc tggattaaac aagagttaag atcacagtga gaagggaaga 379020
agcctgtgtg tgtgtgtgtg tgtgtgtgtg tgtgtgtgtg tgtgttggcc aaggaagaat 379080
ttgcaggtag attttaagcc ttcagtttga gcgcataact ccattgacag taatgggaat 379140
tgaatacgta gccaaagaga gaaaatgcaa accagtcctc agcacagagt ataaattaga 379200
tatgtaaaag aaaatggaac gagggatttg tgaggtgagt ctaagagcag gaagacatct 379260
tgaaacatta agaagcactg cctattaaag tctggagagg actgagagat agaacatggc 379320
acacacagat ccataatcgt cctctcaacc ctcttaatcc tgacggacgg agcattattc 379380
tctaagcagt tcacgtaact aaagaaataa atatgctttt cttgattggt tttgtttgtt 379440
tatttatttt tgtttttgag atggagtctt gctctgtcca ccaggctgga gtgcagtggt 379500
gagatcatga ctcactgcag ccttgacttc ctgggctgaa gcaatcctcc tgcttcagcc 379560
tccagagtag ttgggaccac ccactaccat acctggctaa ttttaaaaat atttttgtag 379620
agatggggtc tcactatgtt gcctaggctg atcttgaact cctgatctca ggcgatcctc 379680
ctgctttggc ctcccaaagt gctgggattc caggtgtgag acatcagact cagcctgttc 379740
ctggtttcta tgcttggaac atcttatata caaatggaca ttttttgcc ttgaattaga 379800
gacacaaatt gagcttaata aggaaaggga gtacattagt taactccaac tcactaacag 379860
cttcagcttt ttaatatttt aaataaagag aaaatctctc ccttcatttt ctttcatcag 379920
gctgtgccca ttccataatg gtaaatttta attcattttg gccaaatttt gatcattttg 379980
actcatttag aaggtcaagg aagtagagtg tgtcaggttg atttatttcc cctataaatt 380040
ctccagattg tctgttagag ggatttatgg acataagtcg tacctacttt tttagttact 380100
atatgcctat acctttttatt ctgatttcgg agagggaatg tctttgaaat aaatctaaga 380160
gagtagctcc caaaccaaga tgattaataa aatcacttgg ggagctttaa aaatatacag 380220
atccctggat atcctatcat atctactgaa tcagagactc tggtggttgg agccaaggag 380280
aaaaggtccc caggagattc cgatgcagtc cctctggact gacaacctct ctcccaagac 380340
aatggcctga aggaaatcat tgcaagttca tgttctagca tgttagagga aggaaagtta 380400
gacttgtgaa gaaactaaat atctccaagt ccaattcaaa ctcctttaag tcaccagagg 380460
atttcaagtt ctttctttgg gggcaattca ggtccagggt gtaactgggc ctttaagact 380520
tcagttttcc ttgagtggtt ccgggtagct gcttccctgt aggaacattc tactctaccc 380580
actctgctct gcatcccaaa tccagggaat ccttcaaggc tcagccaaag atcacctctt 380640
ccatgaaaac agcaatgact acatgagctt tttctccctc ccagactccc ctgggctagt 380700
cagaggcgta taatttaaca cttaattgtt ttctaattgc ttccgatctg ttctgttccc 380760
tcaccctatt ataagcagct caagggtgga gaccatggtt ctctctcagt gtctttaaca 380820
aggctggttg cctgcctggc tcaccattgt ggccccagag gcccaggctg gcatgaaatt 380880
ggctctccat gaatatttgt tgaattaatg aatttgttgc tggaatgagt attggaacat 380940
ttagtcagaa aatcatggcc tgaaaaacaaa tcacctcata acatgctcca ttctattcca 381000
ttcgaccaac attgaatccg taggtatggg ggtcctcctc tgtgctgggc actgtctgtc 381060
ctaggtgcta ggaacagagc aaaaatgtcc ttgattgatg cactaagtgt gaacttgtaa 381120
aggagggtaa attaaaagct tttgaaaatg gaattgcttg gctgggcgtg gtggctcacg 381180
cctgtaatcc cagcactttg ggaggccgag gcgggcggat cacctgaggt caggagttcg 381240
agaccagcct gaccaacatg gagaaacccc atctctacta aaaaatagaa aatcagccag 381300
acgtggtggt gcatgcctgt aatcccagct actcgggagg ctgaggcagg aggatcgttt 381360
gaacttggga agtggaagtt gcagtgagct gagatcatgc cattgcactc cagcctgggc 381420
aacaagagtg aaactcagtc tcaaaaaaaa aaaaagaaaa aagaaaatga aattgctctt 381480
tcaactcctg gaaactatga aaaacaggtc agagatcatt tcaataacaa ccatagctca 381540
gaaaacatag gatgatagtc cagtgccagt aattgggtgt tgcaagattg tagttcaaag 381600
tagtccaatg taggagacag aaccacaatg agaactgttt ttcttcccct ccagagcctt 381660
cctcaccaca tattcagact gacggaggcc tctacaaacg gggcattgtg gcttgtttta 381720
attttgaatg tattttatgt tgaaagttta gctctttggc agcatgaacc agacaggcaa 381780
accttaccca ttggcccttg gtgtcctttg atgttttccc atttcatgac agaattctag 381840
agtcaagatg tgaagacctc acactaagca agttgatttg aaaccaccca agacttggcg 381900
atttgtctaa agaaataata ttattaactt tgcagaagag acttcttttc tattagcagt 381960
gatttggatt tttgtaatgt ggtgggtcag tctgtccttc ctgctccata ttttacttgc 382020
tagcattggc ttgtctttct gtgcacacgt taaagtcagg agtaggcatt tcagcctaac 382080
ccaacgccac cctttcctca gcacacggct tcagctctgg ctcgtggtaa ttacctaagg 382140

FIG. 6T4

aactgattgc agggagaagc agcccactga gatgtctact gccaagtaat tagggccaga 382200
gaagttccac agaccattag tgtcactttg gggaacagga ttttacaaac attgtggcag 382260
gcacttgagc tgaagtcctg tgtcttttta aggaggaatg aacctcagga aaagagagaa 382320
aagaggtgag acacaaacga gaaacgatgg agagaaatta attcaaaaag gaatatggag 382380
gaaaggtaga aagaaacaaa gagcgcctta ggtttaggta gttttctgtt tatccaagga 382440
gatggccagt gtattattca tttagaagat tagttagttt tttgaccctg tgtctgtccc 382500
tgaatcaagg ggtgcctgtc acacaggaag ggaagttttg ctaggcaaaa tgctaaccag 382560
atgacacccc caatttgttt cacattggct tccggggatt gggagctcct tactctaatg 382620
cggtccctgg agtccctggc atgcgacacc atataataga gccctctggt gcttcatcta 382680
agtcatattc tacaggggtc caagtcattc ttcctagcaa aggcatcctg gtgaagttgc 382740
ggtaattatt ttgaagcatt aataaaatgt attcggtgtc aacaaatggt cttatgctgt 382800
aggggtgaga tgggactacg agatgcggga aaattaattg tttcctgtta tcgtgctcaa 382860
gatatatttg catatatcgt ttttctggtt actttgaata gaggcaccac tgcagtgcac 382920
caaggcaaag gtcagaagta tctctgtgta aagcccagca tggatctctg gccacctgta 382980
cccctgagat tttctgattt gatgtcattg atattttcat taggaacgat tattatatga 383040
caaaacaaat aagactttgt tattatacct ttttaagacc tgaagatgaa acaaatcaga 383100
aaaataaaat gatgatagtc tgtgctgaga tttttgtctc agaaactggg tcattctcag 383160
agacctcaga aatcttaggc taggtacccc caaattgact ctctctctct ttttctctgt 383220
ctttctctca tctatctatc atcatctagc atcatcatca tctattatct atctatatct 383280
aatctatcta ccgtcatcta tttatttgcc tatttccata gcatttgatt cctcacagca 383340
agctgtctcc ctgggttctg gggaattctg cttaacttcc tcacttctca tggcagagtc 383400
cggcagtggt ttgtaatccc tgacattgtt ccttggggca gtagccttgc tccttggtgt 383460
tttagacctt ctgaaaactc tgaaagccga ggcccagcca atcaacacct cagtgggggt 383520
tgtgttagaa ttgcctctgt ttgatttggt caatataact tgtctcggga acaacctgtt 383580
agttccccag cttgaaaaca attctacttg ccaagttcct gctgacaggc tgtgctcccg 383640
cgcagcgcca gtggcagcca gcgattcacc tccagggtcc gggggggtggc tctgtatgag 383700
acgagacccc gggatcacaa gaagtcagag gtggggctgg gcactgcatg tgccaacaga 383760
tttatactct ggcttcacct tggcgctgcc tgctggtctc ccaagcccag atgccccctc 383820
atctttcctg tacaagggcc ctgtgggcac tttgtacctc cttccccaat tgaaccaacc 383880
ttgaaatcat ttgttaacac tactgtcacc caccagacca tgggctcccc aggatggagg 383940
ccgtgtctga ttcatccttg tttttaacaa cgaatacaac actcaggtct agagtgtgtg 384000
gcttttattt agtgtttgtt gtgtgaaaaa aatgaagata taaatggaag gaaagggttg 384060
gggtgagggc atgggacttc actctgacag tcatcacgtc tggttctaag atctcctctt 384120
tctgctccca tctctgagca gtccctacgg ggtacatatg aacttttatg tctctttcct 384180
aatccttctt agtcccagag aagaagtgac aggggccagg caagaggaca aatgatccac 384240
tcccatattt gttaggatgg gctaggttat accgtggtaa caaataacta cctgaatcct 384300
ggcatctaaa cgaaaaaagc tgctgggcac agtggctcac gcctgtaatc ccaacatgct 384360
gggaggccaa ggctggtgga tcacctgagg ttaggagttt gagaccagcc tggccatcac 384420
gacaaaaccc tgtctctggt aaaaatacaa aaaattagcc aggcatggag acaggtgcct 384480
ataatcccag ctactcagga gaccgaggca ggagaatcgc ctgaatccgg gaggtggagg 384540
ttgcagtgag ccgagatcat gcctctgccc tccagcctgg gcgacaaggg tgaaactctg 384600
cctcccaaaa aaaaaaagaa aagaaaagaa aaagaaaaaa gcacttaaaa atgttgtttg 384660
tttattagac tgcttattgt aaatgtttat cacaaactgg ctggttctct gctccacgtc 384720
gttttccttc tagcacccca gtgtcggaga aacttccatc tgagatgtta ttgattgaca 384780
gcacagaagt caaaatactg cagcaaatca ctctcgctcc tgatattctc tcacagaagt 384840
gacaccatct ctgttcacat tcccattgtc gagaccaagc cacacagtca cctaatctca 384900
gggagctagg aaatgcaatt ctgccatgtg cctaggagga gaaatgaaaa tatttggtgc 384960
aaggtgccaa caagtaccaa ggctcaaaaa ttgagatcta tctgtctata tctagggctc 385020
tctctctttc tctgtcaaat gagacttcct gccacacttt ctattgcgcc gaatcccatc 385080
tcactacgct atcacctctc tatagctaat ctatcatccg tctatttatt tgcctatttc 385140
agtagcattt gtttcctcac agcaaggtgt ctctccgggt tctggggaat tctgctaatg 385200
tcctcatctc ccatggcagg gtccaactgt gtgatcctta acacaccagt taagtgttag 385260
gtgggagctt cttttctcca ggtttactat ccccctttaa tacctcttgc ttcaaaaaga 385320
ccccccaaat taaggcaatt ggttggacgc agtagctcat gcctataatc ccagcacttt 385380
gggaggctga ggcgggtgga ttacctgagg tcaggagttt gacaccagcc tggccaacat 385440
ggtgaaactt cgtctctaat gaaaacacaa aaattagcta ggcatgtgcc tgtaatccca 385500
gttatttggg aggctgaggc aggagaatct cttgaaccag gaaggtggag gttgtagtga 385560
gcagagatca taccactgta ctccagcttg ggagacagag tgagactcta tctcaaaaaa 385620
aaaaacaaaa caaaaaacga aaaaaggcaa cacctggggt tctccatacg ctctgaccga 385680
atcctcagac agatcatgag aatcatcttc tgcgaggggg actatccctg gcctcacttg 385740
atcaattata tttctcaact cctcgtgccg gattctgggc ttcccgcacc cccaggtgta 385800
gtgttgtgga gactgagaac aggcacagaa agtgctaacg gcctcctggg catgctagtg 385860
gctaggctgg gtttcggtca gtgccggagc caggccgctg taagattcag gcccggtctg 385920
caaaaggcct gcttctctgg cctgaacggt aaatgaagcc tcagccctcc cggcctctcc 385980
cctgtgtgcc tctgtctccg agggtctccc tgatttggaa tcttaccgct tgttctcttt 386040

FIG. 6U4

agacttacct cttagttttt ggccctggct caatacccct gccccattcc aaggacagat 386100
cccagggagt ggcttggggg actttaaccc tctccctaat aatctccatc tactttattc 386160
ccccaccccc accttacctc tctaaagaaa ataccatcta aataacaata gttcacctgc 386220
tgagaagtca acacttcaag acaggccttc aggaccctca ttctaaccag ggtatcactt 386280
ttaagccccc tcctataagt aaattgtggg tcacacatac actgggactc agttacttga 386340
cactttgtct tgatggttct gacaaaaagc tgtgacgtga ccccagtcca cccagcaagg 386400
atgggtctgc aaaggtccag gtccctgaca gctgagaaga gtctgtggga gcctcttgtc 386460
ttgttggaga ggtctagaga agcagacatg atgagactac tcttccctgg tgggtgatga 386520
attgaagggg gaggagcgca tatctcttaa agcaaagatt ctccaagtga ggtccctgaa 386580
ccagcagcat ggtcgccacc tgagaacttg ttggaaatgc agattcttgg gcccatctag 386640
aggtcttgaa aaaactgtgg agacagggag cagccctctg tgctttaggc aactctgatg 386700
ctgatggcat ctgagaacca ctggctttgg cttcggccgg tctctgggtc tcctgcaaac 386760
acatggcgta tctcttacaa ctcacactgt taggccgacc tcagccctac taggtcggaa 386820
cctctgagat ttccccagga gttttcactt taataaatgt ccctggggac gctactgtca 386880
tcaaaggttg cagaagacac aggttaaaaa aaaggccaag aggtccaggg tctggaaggg 386940
tgggagttct ggatttggaa ggcttaggaa agtcagggag ttgctctaac tacaggagac 387000
caagaaagag aaaaatctgg gaagtgttag ctggctaaat taacgtagtc agcttatgat 387060
tatccagctg gaggacatat aggccccttg accacctggt tcccatttaa cccagttagg 387120
atactgacgc ttctacagct ctccagctgc acactagcac ctctctgact tttccctctg 387180
ctcttcctga gagcttcctg gtgcttcctc catgtgctgg ggagacgccc caaggctgct 387240
ggaccatctt ctcatcctgc cccccactcc accccagtgg aggttcccat gggacccctg 387300
ttgtatggca gctgtccttt tccttggcca cacagttggg aggacactac tctcctcagg 387360
tgcagaacag ggcctcattg cccttcaaca gagcagggac caggctgaga ttttaaacaa 387420
ggctctaggg atggttcagg gaacagtgaa aggaagtgtg actccagaat gagatccttg 387480
caagcagact tgactcaaac tttgtgataa aggacttttt ttttttttct ttgagacgga 387540
gtctcactct gttgcccagg ctggagtgca gtggtacgat ctcggctcac tgcaacctcc 387600
gcctcctggg ttcaagtgat tctcctgcct cagcttgcca agtagctggg attacaggtg 387660
cctgccacca tgcctggcta atttttgtat ttttagtaga gacggggttt caccatgttg 387720
gccaggctgg tctcaaactc ctgacctcat gatccaccca cctcggcatc ctaaagtgct 387780
gggattacag cgtgagccac cccacccggc cgcctcctgc tttcttctaa acctgcctcc 387840
acatggccat tgtaaatgtt ccccagattt ctgtgcttcg gaatcagggt cacagtggac 387900
ctctggcttc taggagggtt ctcccttcac catgggcccc tttccttgtc ccagagctgg 387960
ctgcttcctg gcatgactca ctgtgggcaa gacagttcct tttaaaggaa ggtctgcttt 388020
caccccagtc agttcaggtc tcccgggagg cagataccag ggcaggatga gacacacagg 388080
agaaatgtgt gtggagcatg aaaggggctt agtcttagtc attggctgtc ttccatacct 388140
catcacctgt ctgtagggtg tcagaacaaa ttagtaacca ttagtcaact cccctgtcct 388200
tgcaggcatt attcccttgt acatgccaat gtccagcact ggcaaggttg tccccccttgg 388260
cctagacatt ttcacaggtt gcagactatg aaatcttcag cacttgggct gtcactctga 388320
gtctgggatt atccagtccc cactttccat cccagaagga gtctgacttg ccagctgggc 388380
agcaagtgag ccagtctcca atatcatctt atcaccactt tcctcacacc actcctggta 388440
cccactgtga gttctctgag cagtcaatgc caagtgacat gagaaaaaca agagatttac 388500
tagagcaaat gcctgtgaat gattaaaagg gagagcagga tcaggttggg agagacttca 388560
gactgagagg cagctctgac acctgagaag ggagagcagg aaggaaagat tagaccagag 388620
gagcctcggg ctgcaacatg ttctgagaaa gtcttggcca ggacagttgg gtgacccaag 388680
aaaaatgcat ttattggaag atcctcgtgc tgggcagcaa tggcctggct ccgggactcc 388740
ggctgtgctc atcttgtgct gggagcagcc caggggaagt gtggcttggc atgaagccta 388800
tgggggtct gaaggtgcag cagctggagg ctgccagtca tccacattcc ctgcagcagg 388860
ctctcttgaa gagggagcca aatgatgtat ttctacggcc accacgtacc caatgagttt 388920
tggcccacag cccaatagcc cgagaagaca tttgcacagc catgtccttt cccagccact 388980
gtcccagtcc tgggtattga gccatcagtg gtctcctgtg gcacagcagt agcctatcag 389040
gctcagtgcc attccttctc agcctctcat caaaagctca gctatgctta ggatccaatc 389100
ctatgcagag ataacttgct tcctaataaa gtaacttcat ggaaaggtac taggaattga 389160
tttgagtttt ttatagcggg aagttacatc agagaatttt gttttagtcc ctcccgcaat 389220
cagttatggc cccaacagca aacaaatggc acgctcagat tagggtactt tgtggaggtc 389280
ttatttacaa aggtgtgggc aggatgcagg aaggccacaa tgggtagtgc agtgctctgg 389340
gtcagtgaca gctaagttct caccatccct aggtcctgga tggggcagga ggacagagtc 389400
acacagagga gaccatcttg agaagagcag tgacctctca ggtgactcag gagtgactca 389460
ggacaaagtc tgaagcagcc gctccaggag tgaccctgag gagaaggagt ctaccctcac 389520
tccatttcct tccctcattg gccacaccca accagagacc agaggggaag ggagtccctg 389580
atgtggtcca gacaggtgag cttcccaggg gagagagcag gtgctgagtg gactggggtg 389640
gggaaagaga gcacatgctc taatcctaga attgaggtgc agtccaaggt cacacaaatg 389700
gttgaataaa ggagatgggc aacaattcat ccttcattca tctacttagc aaatatattt 389760
tccagtcagc acagtgctag gtcctggaaa tacaaagatg agcaagtagt aactttgttc 389820
cctgctgggc atcctgaggc cttaaggaca ttgagtgaca tcaggtttgg aagctgtggc 389880
agttctattt ttcttaatat catggtctcc tattgctgac agagaattga gatataagct 389940

FIG. 6V4

acagttacta ttttgagtaa gaatctgcct gtatcaatga ctgagagagg ctgggagggg 390000
tctcctcacc cattgaagcc tgaatcccat catttgggtt cagaattggg tcataaagga 390060
ttttttcatt tttgagagtt ccctatgata atgcaacctc cagctctcac cccaggatgg 390120
ttaagtcctt ctgtccccgg ctctcaatac tggctgctct tgggaatcac cgggagagcc 390180
ttcaagaatg cagatacagg ctgggcgggg tggcttacac ctgtaattcc agcactttgg 390240
gaggctgagg caggaggatc ccttgagacg aggagttcaa gaccagcctg ggcaacgtag 390300
taaaattctg tttctacaaa aaataaataa attagctggg cgtggtggtg catgcctgta 390360
gtccttggga ggctacttgg gaggctgagg tgggaggatc ccttgagccc aggagttcaa 390420
ggctgcggta gtgagctgtg attgcaccac tgcacttcaa catgggtgac agagcaagat 390480
cctgtctcta aacaaacaaa acaaaaccaa aagcaaaaca cagatacctg ggcctactcc 390540
cagaaattct gtttaactgg ccagtgggac ccagcctgct acatgtttag attctcacct 390600
acagccaggc ctgagtgcca gtgaaccact acctgaaacc ttcgctgaga gtcagttatg 390660
agcaaaactg ttgccaggga tggaggcaaa cattagcact gagaagggaa acagggacac 390720
caaagacctt tacagttttg ttcagtgtgg gccacgctgg ggtgggggac atacgtgaac 390780
ctgcatcagg gcttcctgta atccaactgg catgggtggc agggtcacgg gatccctatc 390840
tgttggaacg aagatgatat ggaggctgtg catagtgggc acccatggac tgcttaggag 390900
tgagctgccc ttgagggcag ggcccatctg gggtgaggtg agggaggatt caccctcagg 390960
gagcccaagt atggggctgg gtcctgtctt atttacaatt ttgatatttt attcatcagg 391020
gatattttgc attaattttg atttgcatta aaatatcagt tatggtgatc actgagttct 391080
ctggtgctcc tttccttttt ttgttttgtt tttttgccag agctggtgag actcagctca 391140
cctggtccca gccctactct ggggcaaggg acacggcatt tattgcagtg ctgttggctg 391200
cagcttatga ttatgggaat aggttttgtt tgcaatggga caaacttgga tttgaacctc 391260
agcctcagtg gtgtgacctt gggctggtca ttcacctctc tgagcctcag tttcattcac 391320
tgtaatctcc tggggataac agaaatccct aggctaggtg gtagggctgc cagggtgaaa 391380
gtcacacatc agacgtacct gcagtgccat ggcaggacct gcatagagcg ggccaccaga 391440
atgggtttcg tcaagggtcc tgggtggcag tgcatggcac taaggctgag tgaggcatgc 391500
ttgttaccct gcactccccc cagnnnnnnn nnnnnnnnnn nnnnnnnnnn nnnnnnnnnn 391560
nnnnnnnnnn nnnnnnnnnn nnnnnnnnnn nnnnnnnnnn nnnnnnnnnn nnnnnnnnnn 391620
nnnccgcgga gtccctgtcc ccgcagcaca cagaggcccc tttgtctctg gcccacacct 391680
gactgcggct cagcaaggcg gtgacagcac tgctggcgcg cagccaggca ataacaacat 391740
tagtcatgcc ttttccagaa aggcctcgta aacctgcaag ggtctgggtg cccctaggtg 391800
gccctgggcg ggtgtttttc atttcctttg cctgttgatt tttaaatgca gctgcttttt 391860
ggtgccaaat ggagaccctc tgggccagcc ttggggctgc tccctggtgc tctggctcga 391920
ggggaccatc accaccttgg cccctgcaga cctgaacact gagcattgtg agttctgggg 391980
tcaacggctc cagacacaaa ggcgaatctg tgggtttccc ctgggccatt ggagaaaacc 392040
ctgtggcagc tccttttttc cttccttccc agagcaccct gttgcccatc acctggcact 392100
ggcaacccct gaggtgcagg ccactcctta ctaggggttt tctttttttc ttcttctttt 392160
tttgttttga gacgaagttt tgctcttgtt gcccaggctg gagtgcagtg gcaccatctc 392220
tgctcactgc aacatttgct tcctgggttc aagcgattct cctgcttcag cctcctgagc 392280
agctgggatt agaggcgtgt accaccatgc cgggctaatt ttgtattttt agtagagatg 392340
gagtttcacc atgttggcca ggctggtctc gaactcctga cctcaagtga tctacccgcc 392400
tcggcctcct aaagtgctgg gatttggggt tttcttaatc ctcccttgga gacatccaga 392460
aggaggtggg gatcatgact gctaaggagt gaagctacct gcccagcatg tcaggacaaa 392520
gcagccctgc acccagtggc ttccttctgc agaaacgctg gagcacaaca tggagtggga 392580
gggctggctt tggggaggct ctggcactgg agtatctgca ttgcgggggc ctggtgctga 392640
gggggtgtcc ctgtcagtgg gggctcctgg cattgaggag ccccaggcac tggggagctc 392700
ctggcactgg ggaatccttg gcagttagaa gccaggctgt tggtacaact gaaactcaga 392760
gctgactgtg gtgatcttta gggctgtcta caaagatctg cgtgtttttc tccccctagg 392820
catgtgatag gattgcattt tcttgtcttc ttgaacgcag gcatttttg agtggaaatg 392880
actgtgctgc ttttgagtga gcatttgaaa agcctgtgct ttgctttgca acattctttc 392940
cctttgccat ggtaactggc aatgtcctag atagtggcct ccccgtcctg tccccccacc 393000
ctcatcaacc tggggcctgg agtgaggact atgagccgct gaccgtggtt gccccttagc 393060
ataacctggc ccatcccgcc tgctgcactg accggccctc ccagcttggc acaggccata 393120
gagacaggca ggaaaaatac aatttcttga ccccttataa acctgcagag ttttcttggt 393180
gagctgggag actctgcagc aggtcagaga agcaccctaa gtgcgtggca cccatgactc 393240
tccatctgct catgccttgc ctatctttaa aaggtggatg aaatattatt tacagcatga 393300
agccttctat aaatagggtg gacggcctta ccacataaaa acccaggaca cacagctgaa 393360
tttgaatttc agataaacag tgctacgcaa tgtataattt ttttcagtat aagcaatgtt 393420
tgtgacatac ttatactaaa acttatgcat tgtttatctg aaattcaaat tcagctgggt 393480
gtcttgtatt ttatcaggaa atcctatcta taatctttct ttcctctaac caatatagca 393540
tttataactc tatttatgac tttctgccca ggattgtaat aatgatgttc ccatttttatc 393600
tgtcccgttg gactttgggc ttcttgaggg tacacccata gatctcaggt atctggcgca 393660
gcccccaacc cagacccctc gcttagtaca ggcattaact taacgaaaaa gttggttctg 393720
atgtggcgga aggcttttag aggtgctcaa agagaaaaaa aaggacagca caaagaatta 393780
gacatttgtg tttttctcgc ttccttccaa ataacatcag agtctagcat tttgtatttt 393840

FIG. 6W4

gcggtgacca tggacctagc agctggaagg agaccctaac ttcttttcta ggttgttatc 393900
gtcctttccc agcagaccct atgctggaaa ctgagctagt acttccaggg tccgtgcgcc 393960
tctctgagaa gctgctctgc aaactcttgc atcctcgtgg gtatgggggc actgggaggc 394020
accgtcctgg aaagggaaca tgtcacaaac agccaatgcg ctgggccttc ctgggctcca 394080
gcacacaggt agatgaactt ccgcggctcc tccaaggcat caactctgct aaagaaccct 394140
gggaacaaag ctgtagagga ctgcaatggg agctcctgtc ttgagcgtcc ttgggtgtgg 394200
cacacgccat gctttcgacc ttagaaatca gcgttgggag catcaaggtt cctgcatgtt 394260
ggacgttggc cagtttctgc tatctagccc ttaaagaaat gtcaacatcc cgagagcaga 394320
tgttcctcac tcctcactgc caagacacta cttaatgttt atctcacttt ctcttagtct 394380
gggctcagag taaggaagtt tctattcatc ctccaattgc agaagccagc actgggtttt 394440
cctccccacg atgctctagg tagctgtgtt ctccctgagg tcctggatta ttggggaagg 394500
cagaaacagc cccaattttc agaaccttag gcaactttag acaactacta ctgccagtga 394560
tagacaatgt acctctaact caattcaaac gaggaaactt ttacaaacat ttacgcagct 394620
ggtgaacttc tctacattgc agagttttcc ccagattcat cccagttcag cttctctccc 394680
atctccataa ccacctgcac ctcagaataa gcagacagag ccatgatcac cagaactgga 394740
cttactgggc atgcgctcag tgtttctttg tgggggtttc ttatcttctt gtagaggctt 394800
gaggtatgaa acctgcattt agtccccaaa atgggtccaa atggatctat tggctcccag 394860
tgttcttgac acttaggtcc atatgaatgt cccctagcag caacatccat gcatcacgca 394920
cgcacaaggt aagcacagga atacatagac ctgcaaagag aacggaagga gggaaacttc 394980
gcttggatta tccacttatg cactaacttc ctctctctct tcctttctct ggtacatgcc 395040
ctatgcaatt gtgaaggata aaaagcagtg acaatgtcat gctatctcat gaaattagca 395100
cacagtcata tcccagaaga accaaagggt ttatttaaag gacccaaatg agcctggggt 395160
ggcttcctcc tgcagtgtag ccaattctcc tccacaccag gctcagggga aagtgctcac 395220
tgctggatca taaggagccc taagccaagg atggcggctg cttttggtgt ctatggtctc 395280
cccagcccta acacagtgcc gggcgtgcaa cacatgcctg ctgaatgaat gggtgagtga 395340
atgctgaaga aataaatgat gtgcacttta ctttatgctc ggtttttttct ttgggctcac 395400
ctttccctgg cagggaacag gaatgattct ggaagttgaa agtaggatgt gagtctggga 395460
aaggcatcaa ggacagccat gacccagttt agcaatccag atctcaccct gactcccgtt 395520
gcatttcttt tgagttctta ttttttctttc tgcatctgta gatgttcctt tttctctgtc 395580
cagggtcaac ccaagcatgg gatagacccc cttggcttcc tgcaacacct tccacgccca 395640
ctccccatta tcagatacgt taggaatttc tactggaaat tgaaggaaac aggcaaattc 395700
accacatcct gagctttccc tgctcctctg tcttctttcc caatttctct caccccgaa 395760
ccctgttcgc ctgaagctgt ggccaggacg agcttctgaa tcccggccat gctctgcatc 395820
ttgaccttgg tgatggttcc atgtgtattt gctttacaat tatttttaaa actgaacata 395880
tatgacttac tcttctatat gtgcgtgtat cttacattaa aaaaaagaag ggaagacttt 395940
ctgttcattt ctcatgtggt gtggctcagc tatctcttat ttatttttctt ctatgtcctt 396000
ggaggcttat cttctatttc aaagcagttt atctacgtat tttgctaaac atgggcagtc 396060
ctcccattaa caggaatgtc ttagcataag ataagataaa atttcatagt aggatggaca 396120
ccacatattt ttgagaactg ctagggtcca atatggccag aacgtagggt gtgaggcgca 396180
gggccagatg aagatggcaa ggttaagtgg gcctgctctg gaggaccctg caggccaggc 396240
caaggtacat gcatcttatc ttagaggcag aaggagccat ggatgtaagc agggatcaga 396300
ggttcccaga aggtgagttt agagcctggg aaacgaggta ggagggaatg taatgagttc 396360
agtcagaaga gtgggcatga gcaggggcgg tgtggtggag aggaaaggga caggaggcgt 396420
gccttgggat agacaggact ccctggctgc ttagatatga catggaaggg agaggacaga 396480
ctgagatact gtcacatttc tagcttgagc aatgtgtgac tgtcatgctg ctcttggaga 396540
tggagcagta ggagggaaac aggccccggt cagtgttcac atgcgggatg cagagcaaac 396600
ggagcccaag gccaatgaca gacannnnnn nnnnnnnnnn nnnnnnnnnn nnnnnnnnnn 396660
nnnnnnnnnn nnnnnnnnnn nnnnnnnnnn nnnnnnnnnn nnnnnnnnnn nnnnnnnnnn 396720
nnnnttctta cattgcatga gtgcaaaggg gacattgaaa tatgtatttt cagtaaatga 396780
tacccataag cctctgtgtc ttgtgtaaca ttcacagttc atgtgttaat tctggcccaa 396840
gcctgctcat aaacaggtta ttccacaagt cccaatcacg aatgatggaa ggaagctatt 396900
ttaaagatca gactgtaaac tttttaggtt aaaggtccac taaagactca gcggctttgt 396960
gtttgtcaag taaaatcaag tatcacttac acacaaccag ataaaccagt ctggaagttg 397020
tttctttttt gttgacagca caaaagcaga tcctttacag gattgatttt ctttttgaca 397080
ctttgtaaac acgtttagtt ctgctaaaac catgttagca catacttttt aatcaaacgc 397140
tttattaaaa agctacacta gatcgtgacc aagctattga cctcttaatg taacggtgtt 397200
aatttattga gttgatttga ttttagtaag tgtgtgtgtg tatatcctat ttgtaatcac 397260
tcatttgtat tgaaacacta tcagtcaaat gtttgaactc agtcgctgct ttttccacat 397320
ttcaaaaaac agaattgaaa tattttaaat taaaaatgga tacaaacatg tgaattctta 397380
aactattttg ttttatctat attatttcct agagtacaaa agaaagatat tttatgattt 397440
tatgatcatt tatgagcaag agtaaaaaat tactatggaa aatagaatta tgtacaacta 397500
aaacattttc aaatgtcaaa agtattctat attgttcatt tttaaagtaa ccaatttgta 397560
ataaataaaa taagtgttat tttggtattt atatgtatta atattgtttt attaatagac 397620
acgaacgcac gcacacacgc acacacacac acacttaaag taaaaactgt tagccctcct 397680
attaaatttt aattacttaa aaatatctcc taggtgctcc ttaactaaaa aattcaacta 397740

FIG. 6X4

```
atttctaaac aataatttga ataactagtt cataataact catttaaatt gtctttgccc 397800
tgacgacagc acatggtatt ttactaatta attaaaaaat aattattgag cttaaagtgc 397860
aaattaaagg ctcaactaga taaattaggt taattagata agtctatagg taactgaaaa 397920
taaaaatgat catttctgaa aattattctg ggctaataat tttgacctta aaattagttt 397980
taacgctttt taaaactgca gtcaaactaa aagaaataac attttctcaa taagaaaaaa 398040
attatattat aggaaatgtt ttattatttt aaaagaatat tataggaaat ggaaaaatcc 398100
tttgctctgt gaaacatcat ttgataaata ttggcaaaag aatcacaatg ttcacaggag 398160
ggctcctcat tcggccctca tctgtatact tctacattga ttggcttcat ataatccctt 398220
atgacgcagt aaaacccagc agtcagcttc atcaagtgag cgccaaataa aacaaaattg 398280
actaaaggtt aattctacta ctttgaaaag agttttgaac tcagtgttga aggtaacgag 398340
ttaattaaat tgctcattac ttcaacttaa atggagtaag ttcacagtac tcatatagat 398400
tagtttttaa ctcaaatggt ttgtagcaat cagtttcctc taaccgttcg agttgcctta 398460
actaattagg tatcttatta gacttatttg agttctcttc atttattggg ttttactgtg 398520
ctcaaactgc ttcctttact caaatggatt atgttcacag tactcaatag gattcatttt 398580
ttaaacttaa atggtttgtt gcaatcgggt ttcttaaaat ggtttgagtt accttaactt 398640
aatggactta agttaagtta acttttttatg gagcagttat taatttcagt acttgaatta 398700
gtaacatttg ttatttgttt taaattgagt tcatactttt caaaattcta aatgtttctc 398760
acttgcacag cagctctttt gatcatttca tctttcttgg                       398800
```

FIG. 6Y4

Amino acid sequence of FLAP (>alox5ap_protein translation NM_01629)

MDQETVGNVVLLAIVTLISVVQNGFFAHKVEHESRTQN
GRSFQRTGTLAFERVYTANQNCVDAYPTFLAVLWSAGL
LCSQVPAAFAGLMYLFVRQKYFVGYLGERTQSTPGYIFGK
RIILFLFLMSVAGIFNYYLIFFFGSDFENYIKTISTTISPLLLIP

(SEQ ID NO: 2)

MRNA of FLAP (NM_001629_mRNA)

Acttccccttcctgtacagggcaggttgtgcagctggaggcagagcagtcctctctgggggagcctgaagcaaacatgga
tcaagaaactgtaggcaatgttgtcctgttggccatcgtcaccctcatcagcgtggtccagaatggattctttgcccataaag
tggagcacgaaagcaggacccagaatgggaggagcttccagaggaccggaacacttgcctttgagcgggtctacactg
ccaaccagaactgtgtagatgcgtaccccactttcctcgctgtgctctggtctgcggggctactttgcagccaagttcctgct
gcgtttgctggactgatgtacttgtttgtgaggcaaaagtactttgtcggttacctaggagagagaacgcagagcacccctg
gctacatatttgggaaacgcatcatactcttcctgttcctcatgtccgttgctggcatattcaactattacctcatcttctttttcgg
aagtgactttgaaaactacataaagacgatctccaccaccatctcccctctacttctcattccctaactctctgctgaatatgg
ggttggtgttctcatctaatcaatacctacaagtcatcataattcagctcttgagagcattctgctcttctttagatggctgtaaat
ctattggccatctgggcttcacagcttgagttaaccttgcttttccgggaacaaaatgatgtcatgtcagctccgccccttgaa
catgaccgtggccccaaatttgctattcccatgcattttgtttgtttcttcacttatcctgttctctgaagatgttttgtgaccaggt
ttgtgttttcttaaaataaaatgcagagacatgtttt (SEQ ID NO: 3)

FIG. 7

FLA310657 / B_SNP_310657 (R = G/A) (SEQ ID NO: 398)
GGGCTACTTTGCAGCCAAGGTAACTCAGACTTCCCTTTGTTCATTCTCCTTCTATAAAGTGCATCTCAA
GGAGGTTCAAAGGGCAGGCTTTTTGTTGAAAGGACTTTGCCTGACCTCTGGCTCCCATCTGTGAAGCCC
TGGAGAGGTGAGAGCCCTCGGGAGGCCGTGTTTCAGGCATGCTCTGCACCCGTGCAGAGCGC
R
TGTGATAATGCATTGCTAATGCTTGCTCCCTGGTGGCTGGCTGAGAGCTGCTGTGCTGACAAGGGTGGT
TTAAGGCTAAATGTGACTCAGAATCCTTAAGCAGTGTTAGTTCAGATACAAGGGCATTATAAATGAGAG
TGCCTGAGGGATCTATTTTGGGACCGCTGTCACTTGGCTCTTCTGCTAATAAGCTTCCAGTG

FLA302465 (Y = C/T) (SEQ ID NO: 399)
GTTTCTGCTAAATGACAGTTGATGGAGGACATTTAGGGTTGCTTGGAGGTCAAGTCAAGGAGGCATTTA
ACATTCTAGTAAAACAAGGAAGTAACAGGCTCCTGAACATGCCCACAATGAACCAGATGCAAACCTTTT
CCCTTGGCAGGATTCTTTGCCCATAAAGTGGAGCACGAAAGCAGGACCCAGAATGGGAGGAG
Y
TTCCAGAGGACCGGAACACTTGCCTTTGAGCGGGTCTACACTGCCAAGTGAGTCCTAACCCTGATGTTG
CTAATAAGTGGGGGCATGGGCAGGGGGGCCTCCTTCTAGGAGTGATGACCACCCTTAATACCACATGTC
TGTCTGAGCCAAGTTTCTGAGCGCCAGGGAGGTGAGGAAGGTTGGACTTCACCAGAGAGGCT

FLA302524 / B_SNP_302524 (M = C/A) (SEQ ID NO: 400)
GAGGCATTTAACATTCTAGTAAAACAAGGAAGTAACAGGCTCCTGAACATGCCCACAATGAACCAGATG
CAAACCTTTTCCCTTGGCAGGATTCTTTGCCCATAAAGTGGAGCACGAAAGCAGGACCCAGAATGGGAG
GAGCTTCCAGAGGACCGGAACACTTGCCTTTGAGCGGGTCTACACTGCCAAGTGAGTCCTAA
M
CCTGATGTTGCTAATAAGTGGGGGCATGGGCAGGGGGGCCTCCTTCTAGGAGTGATGACCACCCTTAAT
ACCACATGTCTGTCTGAGCCAAGTTTCTGAGCGCCAGGGAGGTGAGGAAGGTTGGACTTCACCAGAGAG
GCTTTGTGGACACCCTTTATCATCTTAGTGAGTGCTAGTGTCAAAACAAAGGGAGTGGGGAT

B_SNP_302560 (R=G/A) (SEQ ID NO: 401)
CAGGCTCCTGAACATGCCCACAATGAACCAGATGCAAACCTTTTCCCTTGGCAGGATTCTTTGCCCATA
AAGTGGAGCACGAAAGCAGGACCCAGAATGGGAGGAGCTTCCAGAGGACCGGAACACTTGCCTTTGAGC
GGGTCTACACTGCCAAGTGAGTCCTAACCCTGATGTTGCTAATAAGTGGGGGCATGGGCAGG
R
GGGCCTCCTTCTAGGAGTGATGACCACCCTTAATACCACATGTCTGTCTGAGCCAAGTTTCTGAGCGCC
AGGGAGGTGAGGAAGGTTGGACTTCACCAGAGAGGCTTTGTGGACACCCTTTATCATCTTAGTGAGTGC
TAGTGTCAAAACAAAGGGAGTGGGGATATGGGGCACATTGGTGGAGGGAGGTGTGATCTCTG

B_SNP_302617 (Y=C/T) (SEQ ID NO: 402)
CTTTGCCCATAAAGTGGAGCACGAAAGCAGGACCCAGAATGGGAGGAGCTTCCAGAGGACCGGAACACT
TGCCTTTGAGCGGGTCTACACTGCCAAGTGAGTCCTAACCCTGATGTTGCTAATAAGTGGGGGCATGGG
CAGGGGGGCCTCCTTCTAGGAGTGATGACCACCCTTAATACCACATGTCTGTCTGAGCCAAG
Y
TTCTGAGCGCCAGGGAGGTGAGGAAGGTTGGACTTCACCAGAGAGGCTTTGTGGACACCCTTTATCATC
TTAGTGAGTGCTAGTGTCAAAACAAAGGGAGTGGGGATATGGGGCACATTGGTGGAGGGAGGTGTGATC
TCTGCAGCTTCAGAAAGATCTGAAAGAGTCATTTGGTTAGAGAAGTTGACCTATTTCCTGTG

FLA314500 (S = G/C) (SEQ ID NO: 403)
CTGCTGCGTTTGCTGGACTGATGTACTTGTTTGTGAGGCAAAAGTACTTTGTCGGTTACCTAGGAGAGA
GAACGCAGAGGTAGGTAACTGGGACTACTAAAGAACTGTGGAGCGATTCCTGATTTTTGAGCAGGAAGA
GTGACAATTCAAAACAGTATTTGACTAGATTCACGGCTCCGTAGCATCCCCTTGGGTGGGAG
S
GGGAAGGCTGACTAGGACCTCTGATTCTTCTTTCCCTGAGCTTTGAAGGCTCTGAAAATACAGCTGGGG
GGACTTGCCCAGTTTTCTTATTAAGCAATTCCTCCGCATGGTGCTGGCTTTCAAAGGGTGCTTCAGTGC
TGTTTGCTGCACGTGCCTTGCAGCCCCACACCCTGCACTCCCGCCCTGCAGAGTCTGGCGCT

FLA267479 (R = G/A) (SEQ ID NO: 404)
CTCATGGATTTTGTTTTCCAAGTGGCAAGATGGCGCCTCCACCTTTGGTATCCTATTTTAGTTCCTGGC
AGAAAGAAAGGAACAGGCTAATGGCCCTGATGAGTCTACCCCCTTTTAACAGGAGAAAATTTAAAAAAC
AAAAACCATGAAACCCTTTCCCAGAGGCAACAACCAGAATTCCATTTATCTTTCATTGACCA
R

FIG. 8A

AACAGACCACATGGTCACTGGTGGTGGCAATGGAGACTGGGGAGATGAATATTTTTAAGGTGGCATATT
CCAGAAGAACACTGTGCACTGATTGCATTAATGAACCCATTAATGTGCCAAGGGGAGGTTTACCTATGA
GCATGGGCAAATTAGAACCCACTCTTGGAGCTGCAGGTGAGCCAATCCCACCTAAACAGTGT

FLA267696 (R = G/A) (SEQ ID NO: 405)
ACTGGTGGTGGCAATGGAGACTGGGGAGATGAATATTTTTAAGGTGGCATATTCCAGAAGAACACTGTG
CACTGATTGCATTAATGAACCCATTAATGTGCCAAGGGGAGGTTTACCTATGAGCATGGGCAAATTAGA
ACCCACTCTTGGAGCTGCAGGTGAGCCAATCCCACCTAAACAGTGTGGATGCTACAAGATGG
R
GAAGTAAATTGATTCTATTCCATACCCTAACCTCTCTCCAAGATGTATTCTTAAAATAGAAGAGGGAAG
ACAGAAGAAAACATCCAGAATATATTTTTATTGTCTTTTACTTCTTCAGTGCATTTTAGATCAGTGCTT
CTCAATCTGGCAAGGGGCATGCAGGAGGATGTGAGTTTTATCAGGAAAACTACACAACCCCC

FLA267853 (R = G/A) (SEQ ID NO: 406)
GGTGAGCCAATCCCACCTAAACAGTGTGGATGCTACAAGATGGGGAAGTAAATTGATTCTATTCCATAC
CCTAACCTCTCTCCAAGATGTATTCTTAAAATAGAAGAGGGAAGACAGAAGAAAACATCCAGAATATAT
TTTTATTGTCTTTTACTTCTTCAGTGCATTTTAGATCAGTGCTTCTCAATCTGGCAAGGGGC
R
TGCAGGAGGATGTGAGTTTTATCAGGAAAACTACACAACCCCCCAACCACAATGCTACCCCCACTCCTG
TGGACCTTCTTTAAGAGAGACTCACTATTATAGATGGAGTTGATACGATTTTAAGAGAGGCCATATATT
ATTTGCTTTCTGTCTTGAAAAACTTGTGATTTTTCTGTATTGTGCTACTGCCAAAGAGAATA

FLA270742 (Y = C/T) (SEQ ID NO: 407)
TGTTGCAGTTCTCATTGCTGGGGAGTCTAAACTGGAATAAAACACCCACTATCTCCATCAGGCTTGCAC
TAGAGCCCAGCTCTAGCTGGAGAGAAAGAAGCTAACCCGCACAGACACAGGACTGTAGGCAGGGAGCAT
CCGGGGGTATTTGGGTCCTGGCTCTGATGTGCCTAAGGCCAACTTCTCTCTGGCCATGCTGG
Y
GTGCATGAGCTCACTAATCTTCCTTTTTGCCTTCCATTTTCTCCAATCCTGACTTAGCAAAGGTTGGGC
AAAAGAGACTCTGTGTGAGTTCGAGCAAAGCCTGAGATGCTGGATTTTCCAAGATACGAGAAGGGGCTG
GGGGCTGGGTGAACTGGTGGTGGAGGAGGGAAGGATTAATTTCCCAAGGAGGGGAAGGGGCC

FLA270830 (R = G/A) (SEQ ID NO: 408)
GAGAGAAAGAAGCTAACCCGCACAGACACAGGACTGTAGGCAGGGAGCATCCGGGGGTATTTGGGTCCT
GGCTCTGATGTGCCTAAGGCCAACTTCTCTCTGGCCATGCTGGCGTGCATGAGCTCACTAATCTTCCTT
TTTGCCTTCCATTTTCTCCAATCCTGACTTAGCAAAGGTTGGGCAAAAGAGACTCTGTGTGA
R
TTCGAGCAAAGCCTGAGATGCTGGATTTTCCAAGATACGAGAAGGGGCTGGGGGCTGGGTGAACTGGTG
GTGGAGGAGGGAAGGATTAATTTCCCAAGGAGGGGAAGGGGCCAGGACATCAGGCCCCGGGGACTTTGA
AGAGAGGGTCGTGGGTAGGAGGTAGATCAAGTGGAGTGACACAAAGGTCAGGAAAGAGGAAG

FLA273407 (W = T/A) (SEQ ID NO: 409)
GCTTTAACTTGTCACATGACTATGGCCAAGTTCCTGGGGCTCTCCAAGCTTCACTTCCTCTGTAAAAAG
GGCAATAATATAATACCTGTCTTATTGGGTTTTGTCCATGTTAGATGAGACATTGGGTACAAAGCACTT
GGTCCCGTGCCTGGCACATTTACTGCACTTAATGTATGATAGTTTTCTTATTATTCTAATAA
W
CAATATGGCTTTGGGAGTATAGTTCTGCCACATTGCAGTGGCCAGAGTGAAGGTGGTGAGTGCCTTCTG
GGGCCCTGGGAGTCAAGGTTATCCGCATGCCCTTTCTTGCTTGCTCCTCAGTGTGGCTGCCTCTATGTC
CACACCATGCAGATGCAACAGGTAGTTTGAACCTCTGAGGCCCACAGTGGGATGGGGAGGCA

FLA274084 (R = G/A) (SEQ ID NO: 410)
TACCGAATCCAGCATTCAAAGTGATGGAAATATGTATATATAGTAATAGTAAAATATCAGCACTTAATG
GCCTGATAAGAATGTCACTGCAATGCTGAGTTTGGACCAACATTTGCCTGCTCCTGCCATTGAGCCCGG
GCTCCCCTCCAGAGCTGAGCTGCTGCAAGGGATCTGAGTAACTAGGGCTGTGTCAGAGTGGC
R
ATGACAGCCACCACATGCTAAGGAAGAGATCCCCAAGGACAAGGAGAATCCCACGTGGAGCTACTTGCT
TCTTTGTCAGTCTTGTTTTTCTTATTTCACAACCTTCTAAAACACAATCTCTCAACCTCTATTGTTAGC
TTGCATTTTTCAATCATGAGCACAGCTTTACCTGGCTCCATGCTTTGATTGACTCTACCTGC

FLA275784 (Y = C/T) (SEQ ID NO: 411)

FIG. 8B

GAGTGGCTCACAGAACTCAGGGAAACACAGCTACCAGTTTATTGCGAAGGACATTTTAAAGGATAAAAG
TAGGCAGATAAAGAGATGCATAGGGCGAGGTGTGGAAAGGTCCCTAGTGCAGGAGCTTCTGTCCATGTG
GAGCGGGGGTGCACCACCCTCTCAGTACATGAATGAGTTCTCCTTCACCTGCCTATCAGCCT
Y
TACATGTTCAGCTCCCCAACCCAGTCCTCTTGGGTTTTTATGGAAGCTTCAAGACACCCACATTCTTTC
CCCAGAGTATAGGGCAAGACCTTCTCTGGGGAGGGTTTTAAGACCCACAGTCAGAAAGGTGGGGTGGGG
TCAAGATTAGAGTCCTGCCTTGACGGGCAGGTGAAAGGGGTAGGGGGAGTAGGTGAGAAAAA

FLA275952 (R = G/A) (SEQ ID NO: 412)
GAATGAGTTCTCCTTCACCTGCCTATCAGCCTCTACATGTTCAGCTCCCCAACCCAGTCCTCTTGGGTT
TTTATGGAAGCTTCAAGACACCCACATTCTTTCCCCAGAGTATAGGGCAAGACCTTCTCTGGGGAGGGT
TTTAAGACCCACAGTCAGAAAGGTGGGGTGGGGTCAAGATTAGAGTCCTGCCTTGACGGGCA
R
GTGAAAGGGGTAGGGGGAGTAGGTGAGAAAAATTCTGTTTATTTTTTCTTTTTTTTTTTTGAGACGGAGT
TTCACTCTTGTTGCCCAGGGTGGAGTGCAATGGCACAATCTCAGCTCACTGCAACCTCCGCCTCCCAGG
TTTAAGCGATTCTCCTGCCTCAGCCTCCCGAGTAGCTGGGATTACAGGCGTGTGCCACCATG

FLA277478 (R = G/A) (SEQ ID NO: 413)
CTGGTATACCTAGAAAACATTCCATAAAAGTTAGTAATTGTTGGTCATGTAATGATGACTCTCTAGGCT
AGGATTTCAGCTTCATTGCATGCACATGGTGCACTCACAGGGCGTGACCTCTCTCTGTCTCAGTAACCT
CATCTGAGGACCGGGATAATCATACCGCTTCAAAGGGATGTCATAAAGATTAAATAATATGT
R
TAAGGCTGCTTGCATTTAGCTGCATTCAACAAATATTTCTGTATCTTTCTCCTCATTTCTCCTTACTTT
CTTGCTTATTATCTGCTCTAGGTATAGATTTCAGAGAACTAAGCTTGTTACAATCCTTCATAAAATAAC
CAGGTTGGTTAGGGCATTTCCAAGAGTCAATACTGTTTAGTGACTATTCTCTGTTTAATCTA

FLA277678 (M = C/A) (SEQ ID NO: 414)
GTAAGGCTGCTTGCATTTAGCTGCATTCAACAAATATTTCTGTATCTTTCTCCTCATTTCTCCTTACTT
TCTTGCTTATTATCTGCTCTAGGTATAGATTTCAGAGAACTAAGCTTGTTACAATCCTTCATAAAATAA
CCAGGTTGGTTAGGGCATTTCCAAGAGTCAATACTGTTTAGTGACTATTCTCTGTTTAATCT
M
TTTTGATTGTCCAGGGTCATCTTTTGCTATGTCATAGGTTGTTGGCTTCTTCTAGAGAAGTGAGACGAT
GGACAAGTTCCAAGTGAGTGAGGCGACTGGTCAGGATATTCCGCTGAAAAACTCATGTCAGTTCTAATT
CGTGATTGTAATTCAATCACAGCCTGAGAACAGTAGGACTGTAGTTCAAATGCTCTGTTCCC

FLA278185 (R = G/A) (SEQ ID NO: 415)
CTCCTGGGTTCAAGCAATTCTCCTGCCTCAGCCTCCCAAGTAGCTGGGACTACAGGCACATGCCACCAC
GCCCAGATAATTTTCGTATTTTTAGTAGAGACGGGGTTTCCCCTTGTTGGCCAGGGTGGTCTTGATCTC
TTGACCTCATGATCCGCCCACCTCGGCCTCCCAAAGTGCTGGGATTACAGGCGTGAGCCACC
R
CGCCCGGCCTCTAGAGGATAATTTTTAAATGTGCTTTTGCATTTGGAAAATGTGATTGGCATTTTTTTC
TAATTTTCTAATATGATACGCTGTCGGATGCTATGGATTACTTAAACCCTCTGGCTACCTAGAAAGATC
TTTAAGTGGTTCTCAACAAGCTTCATACGCAATGTAAATTGTATTATCTCTCAGGATGTGTG

FLA278492 (R = G/A) (SEQ ID NO: 416)
TTACTTAAACCCTCTGGCTACCTAGAAAGATCTTTAAGTGGTTCTCAACAAGCTTCATACGCAATGTAA
ATTGTATTATCTCTCAGGATGTGTGAGAACATCTGTTTTTCTTCTAATGCAGTAAACATATAAGGGTCT
CTTGGGATATCTTTTAAATAGACTTAATACAACATTCAGGAATGATAACAAAATATAATCAC
R
GTTGTAAGGGAATGTGAGCATTTCATATTAATAACATTGGAACCTTATGTTTAATACAGTGTTAAAAGT
TGACAAACATGTAGGAGTCAGAAAATTCAATTAAAATTATCACAGTAATATGAATTTAGCCACATCCTG
TGTTAGTTATGAAATCCATTTAACACCACAAACAGTAATATTTTTAGCCAGTTTATTCAAAA

FLA278845 (K = G/T) (SEQ ID NO: 417)
TCCATTTAACACCACAAACAGTAATATTTTTAGCCAGTTTATTCAAAAGGAAAACAGGAACTAAACCAC
TTTCATGCAATATATACTCTGTTAATGTGGTCAGGCTAATTTTGCTGGGGGAAGGAACTTAACTTTTGA
ATATTTGAATGCCCAGTCATTTAATCTGAATATCCTATTTCCTTGCATGTTGCAAAATTTTT
K
TCAATAAAAGGCAGAAAAAGAAATCTCTTCTCCATGCTCATCCCTAAGAGAATGGGTTGTCTGTACCCT
GAGAGCATTTTATGGAGGGGACAACCACTTTTCTAATTTTCCTTCCCACTTCTCTGTGGGCACAAATGC
TCTTTGGTTGAAAGAGTTGTAATTCAGTCCCAAGATGAGGTGTGGTTACTGCATCCCTAACC

FIG. 8C

FLA280183 (R = G/A) (SEQ ID NO: 418)
ACAACACTTCCTCTGGTAAGATTTTCCTGACATCCTCTATAAAAAAAGATTGAGATAGTTGACTACCCA
AAATGTTTCCCATTCATTCCAAGCTCTATTCAAGGCAGTAAAGTGCCCGGCTGACAGATTGCATTCCTC
ATCTTTTCTGAAGCTAGCAATGGCCATGCAACAGCATTCTGGCCAATAAGATAGAAGTCGAA
R
TTGAAGGGTGGGATTTCCAAGAAAGCTCGTTGAAGACATAATTCCTCATTTCACTTCTTACTCTTTCTC
TTTCCTGCTTCCTAAAATGCGGTGCAGATGGCAGACACTTCAAAGCTGTCTCAGGCAATCAGGTGATGT
TAAGGCAGAAACCAGCTTTATGATGGGTAGAACAGGAAGAAAGAAGGCACCTATGTTCTTGT

FLA280923 (M = C/A) (SEQ ID NO: 419)
TCCCTACAAATCTCATGTTGACATTTTATCCCTAATATTGGAGGCAGGGCCTAGTAGGAGGTGTTTTGG
TCATAGTGATAAATGGCTTGGTGCCGTTCTCACAGTAACGAGTGAGTTTTTATTCTAGTGGTTCCTGCA
AGAACTGATTGTTAAAAGAGCTTGGATCCTTCCACCCCTCTCTCACTCTTGCTTCCTCTCTC
M
CACCTTGTAATCTCTACAAGCTCTTCACCTCCCCTTCTCCTTTTGCCATAAGTGGAAGATTTCTGAGGC
CTCACCAGAAGCAGATGTTGGTTCCATGCTTCTTGTACAGCCTGCAGAACCATGAGCCAAATCAACTTC
TTTTCTTTATAATTATCCAGTCTCAGGTATTCCTTTATAGCAACACAAATGGACTAAGACAG

FLA283400 (S = G/C) (SEQ ID NO: 420)
TGTCCGTGAGTTACAGATCTACACAAAATCACAGAGAGTGGTTAATCGTTTAGTCTGATGGTCAGGGAC
TTCCAAGAGACATGATTAGAAAACTGGTGACAAGGAGTCCTGGGGAAGAGGCATATGGATACCTCTGAA
CACACACAAAACATGAGAATATGTATCCCATATGAATGTTAACCAAAGAGCAGCCACAACAG
S
AAGAGGATTTTAAAATCAGCTGAATAAGATGATTCATTCTGACAGCATCAGCTAGTCTCTTTCCCCAGC
CACTGTTGCCCAGTGGGCTTACATATATCATGGCCATGGGGGCAGGGCTATGTATGGACACAGCAACAT
GAATTTCCACTCATCAAGGCCAATTTGGCTCCAGCCATTGCTGAGTGCTCAGCCTGCCAAGA

FLA283477 / SG13S25 (R = G/A) (SEQ ID NO: 421)
AGACATGATTAGAAAACTGGTGACAAGGAGTCCTGGGGAAGAGGCATATGGATACCTCTGAACACACAC
AAAACATGAGAATATGTATCCCATATGAATGTTAACCAAAGAGCAGCCACAACAGAAGAGGATTTTAAA
ATCAGCTGAATAAGATGATTCATTCTGACAGCATCAGCTAGTCTCTTTCCCCAGCCACTGTT
R
CCCAGTGGGCTTACATATATCATGGCCATGGGGGCAGGGCTATGTATGGACACAGCAACATGAATTTCC
ACTCATCAAGGCCAATTTGGCTCCAGCCATTGCTGAGTGCTCAGCCTGCCAAGATAGAAATCTACGCCA
ATATGGCACCATTCCCTGGGCTAGAAAACCAACTGGTGGAAGGTTGATTACATTGGACCATT

FLA284410 (R = G/A) (SEQ ID NO: 422)
CAGGGAATACAATGGTGGTTCCACTAAACTGACAGCTGAGTTTGCCATCTCCTCGTGCCAGTGAATACA
CAAGCAAGGAAGGGGGTTCCTTTCTCACCTAGGGTGACTGATCCTAATTACCAAGGAGAAATTGGACTG
CCACTTCACAATGAGGGTGAGGAGTATGTACTCTATGTGTCTGTGATTAATGTCAATAGAAA
R
TGACACCAACCTAGTACACAGAGGACTGATCATGGTCCAGGCCCTTCAGGAATGAAGATTTGAGTCACC
AGGCAAGGAACTTGGACTCACTGAGGAGGGCATATTCCAAGGAGAATATTTTATCTATGTCCATCTATG
TCCATCTATATTCCATCTGTGTTCCCCTTGGAATTCCTATTCATGAACATGGGGAATTCCAA

FLA284815 (M = C/A) (SEQ ID NO: 423)
AATATAGAATGAGTAGTGGAAGGTAGTTATAAATGTAAGTCAAAAACCACACAACCAATTTGAGAAATG
AGGAAGGTAATAGTGTTGAATATGTCTTCTTTATCTTGATATAAATGTATTTGTGCATATATTAACCAG
TTTATTTATTTATTATTATTTTTTGAGATGAGCTCTCGCCATGTTGCCCAGGCTGGTCTTGA
M
CTCCTGGGCTCAACTGATTCTACCATTTAGTCCTCCGAGTAGCTGGGACTACAGGCATGCACCACCATA
CCCAGCTGACCAGTTTTTTCCTATTCCTCTACTTAATTTCTCTACTATACAACATAATATGTGTTAATG
GTAGTTAACTTTATATCTCAGTATTAAGTCACAAGATATCAAAAAGGGAATGCGACTTAGTT

FLA284903 (Y = C/T) (SEQ ID NO: 424)
ATATGTCTTCTTTATCTTGATATAAATGTATTTGTGCATATATTAACCAGTTTATTTATTTATTATTAT
TTTTTGAGATGAGCTCTCGCCATGTTGCCCAGGCTGGTCTTGAACTCCTGGGCTCAACTGATTCTACCA
TTTAGTCCTCCGAGTAGCTGGGACTACAGGCATGCACCACCATACCCAGCTGACCAGTTTTT
Y

FIG. 8D

CCTATTCCTCTACTTAATTTCTCTACTATACAACATAATATGTGTTAATGGTAGTTAACTTTATATCTC
AGTATTAAGTCACAAGATATCAAAAAGGGAATGCGACTTAGTTACAAGCAGAATGAATATCACTCAAAG
ATGAATAAAGAGAAGAGGGTTAGTGCATTTTCTGTTGGATGAGAGAAAGTTTCATTGTTAGG

FLA290195 (R = G/A) (SEQ ID NO: 425)
TCTTTTTGTTCTGTCTCAGCAGCTCTCTATTAAGATGAATGGCATTTCCAAAGGCTTCACCTCTGATAA
GTGTTCCTCTGCAGCTGCAGCCAGAATCTTAATGTGCGCGCTGTAATTTAATGGCCGTCTCGGCTATTA
ACACGCTCTTCTCGGGTGAAGTGGACTCCCTCCATCCCCGGGCCTCTGCACGTGCTCTGCGC
R
CTGGCTGGGGGTGACTCCAAGGAGCTCAGAGCGGGGTGCCCGGCACCTCTCGCCAGGCGCCTTTCGACC
TTCTAAAGCGCGAATGGCTGGACTTTTCTCCCATGTGTGGGGCCCCAGAAGGTGTGGGGCCCCAGAAGG
TGTGGGGTCCCTGCGTTCCACGGAGCCCGGAAGGTTTCCAGTGATGGTGGGGGCTGACCACG

FLA290553 (S = G/C) (SEQ ID NO: 426)
ACGGAGCCCGGAAGGTTTCCAGTGATGGTGGGGGCTGACCACGTTGGTCCCCGTGGGTGCTGTTTTCAT
GTGCCGGCAGATTGGGATGAGTTTAAAAGACAGAAGCGTGTAGGATAGAGAAACTTCTTTAAAAACTGG
AAATTTTAATCTGGGGATTATAACTATTGGACAGTCAAGTGCAAGAGTGAATACACTTCTCA
S
TCCCTCCTCCCAATTTTTATTTGCGGGATTAGTCAGTCCCCCTCTGCCACATGATAATTGTGAGAACTA
CCAGGGTCTTCATTCTCCTGCCATCTGGTTGACCTCTCCAAGAATGGACACCCGGGCAGCCTGGGCCAA
TGAGGCTGTCCTAAGAGTTTAGATGAGAGAAGTCAGTCTTTGACAGGTGATGGAAGCTGTAA

FLA290570 (Y = C/T) (SEQ ID NO: 427)
TCCAGTGATGGTGGGGGCTGACCACGTTGGTCCCCGTGGGTGCTGTTTTCATGTGCCGGCAGATTGGGA
TGAGTTTAAAAGACAGAAGCGTGTAGGATAGAGAAACTTCTTTAAAAACTGGAAATTTTAATCTGGGGA
TTATAACTATTGGACAGTCAAGTGCAAGAGTGAATACACTTCTCACTCCCTCCTCCCAATTT
Y
TATTTGCGGGATTAGTCAGTCCCCCTCTGCCACATGATAATTGTGAGAACTACCAGGGTCTTCATTCTC
CTGCCATCTGGTTGACCTCTCCAAGAATGGACACCCGGGCAGCCTGGGCCAATGAGGCTGTCCTAAGAG
TTTAGATGAGAGAAGTCAGTCTTTGACAGGTGATGGAAGCTGTAAAATGTAAAACTCCACAG

FLA292253 (K = G/T) (SEQ ID NO: 428)
TCTCCACCAGCAGCTTTTCTGAGTCTCCAGCTTGCAGATGGCAAACCATGAAACTTCATGGTGTCCATG
AGCATGTGAACCAATTTCTATTATAAATCTGCAATATATATATATGAGGAGACTTATTTATATATTGGT
TCAGTTTCTCTGGAGAGCCTTGGCTAATATAAAGTCTATACTCTACAAAGTGCCCTAGGTAC
K
CAGGGAGTACCCAAGTGTGTCATGACCAGCCCGACAGCCCTGGCTGCTGGCTTCCCCGCACACAACTCT
GCACGCTGCCTTCATCAGCCTTTCTCTCTCAGCTGAACCGAGGGCATTGAAGCGGGCCTCTGGCACTGT
ACCTATGAGGGAGCAATATCTTCCCCTACACTGACCTCTTCCGTGCCGAGATGCAGCCCTCC

FLA292576 (W = T/A) (SEQ ID NO: 429)
GGGCCTCTGGCACTGTACCTATGAGGGAGCAATATCTTCCCCTACACTGACCTCTTCCGTGCCGAGATG
CAGCCCTCCCTGCTGCCACTAGTTACAGTGGTCCATGTTCCCTTTCAAAGTGAAGTTTTGATAAAAGCA
CCTCTTAACCAATGCCAAATAGCTAAGTCTGGGACAAAGATTGCAGGTATTTTGCATTTTCC
W
TGTAACCTCAGAGGGATTGCCATTCACACTGATCTGAGCTGCAGAATACCAGGCAGCCACCTCACCCAC
CCAGCAGGTCCACTCTTATACTTTCTCAGAAAGCACAGCCACTCTACTCTTATTCAGTTGAAAAGAATT
TCCAGGAAGGTGTTTCTGCGATTGCCTCAGAAAAGTCAGTTCCCTTTGGGAATTTCCCTTAG

FLA295036 (R = G/A) (SEQ ID NO: 430)
CATTTTTATACTAAATTACACACAACAAAGTTGTAGCTCAGAGAGGGAACAAATGGCTTATTTAGGCCA
CCATTTTCTTGAGCCATTATGATTTCACACAGGGCTCCCTTGGCCCTGTAAATTGGCAAGGATTCCATT
ATTCAACCCGCATACATGTACAGAGACCCTGCTCTGGCCCAGATAGTATTCTGGGTACAGGC
R
GATAGAGCAGGAAACAAAACAGCTACAGTGATGGACAGGTCAGCCTGCAGCAATGCCTGCAGTCTCTGC
AAAGGTAGCTGTATGGGTGGGCAGGTGGCTAGCACTTATTCAGCTCTGGAAGGATCTCCCCTCTGGCCT
CTCCCCTGACACCCATCAATAAAACTGAGGAGCATCGGTGGACAGGGGACCTTGTGCCCCCT

FLA296102 (W = T/A) (SEQ ID NO: 431)

FIG. 8E

GGAGGGGGCAAAACATTCAAATAACTCAGGAGATAACACAACTATTTGTTTTTAACTGTGAGTTTTTAG
GCAATCACAAAGATCCAGATGTATGTCCAAGCCTCTCTTTGCAATTCTAATTAACCTCAATGTTGCAAC
CATAGACCTACCTTACAGAGTTCAAAAAAATATGCAAAAACCCTGCCTTTCTTCTTCCTCAT
W
CCCCAAAATGCCATTCTGAACATTTCCTGTTAGTTAAAAAAAGATTTCCATGGTGTTACCAGGCACTGT
ACACAGTCTGTGTCCCAAGACAAGGAGGTACAGTTCCACATGCGCCCATGACTGGGTTGGGCTCTGCAC
TCTCTCTATACTTTGAGAGCCTGATTTTCTGTGATTGGGCAGAGCTGGCCCACCTGGTGCAA

FLA298098 (R = G/A) (SEQ ID NO: 432)
AATCATCTGACTTTAGAGAGTAGACACTTGCTCCATGCATATTGCCTCCAATTCATTCATTCAAGCACT
CCCTGCTCAAGAAGTTCTTTCTTATGTTGAGCTGAAATCTGCAGCCCTATGCGTTTTACCCAGCAGTCC
TGGTGCTGTTCCCTAAAATCACTTAGACTGTGCCTGCTCTTTCTGTGTTTACAGTGTCAGCT
R
TAATATCCCCCTCTTCGGCCTAACGTTTCTGAAGTCCCTTGCCACTGGGTCTCCTCTCCTCTTCCTGTG
TTCTTTCTAAGAACACCTATGCAGATAGGTGTCTTCTGTACAGGGAAGCTGTTCCTGAGATCCGGGCAT
CGACTCTGTTAGAATAATCTACGTATGAGTTATTTTTTTGAGAACTATGTGTCATTGCTGAC

FLA298188 (R = G/A) (SEQ ID NO: 433)
TTATGTTGAGCTGAAATCTGCAGCCCTATGCGTTTTACCCAGCAGTCCTGGTGCTGTTCCCTAAAATCA
CTTAGACTGTGCCTGCTCTTTCTGTGTTTACAGTGTCAGCTGTAATATCCCCCTCTTCGGCCTAACGTT
TCTGAAGTCCCTTGCCACTGGGTCTCCTCTCCTCTTCCTGTGTTCTTTCTAAGAACACCTAT
R
CAGATAGGTGTCTTCTGTACAGGGAAGCTGTTCCTGAGATCCGGGCATCGACTCTGTTAGAATAATCTA
CGTATGAGTTATTTTTTTGAGAACTATGTGTCATTGCTGACTCATATTAACTCTGTGGTTAACTAAAAT
CTCAAGATCTCTTTATGTTTGTTGAGAAACTTATTTAACTTCTCTGGCCCTCCGTTTCCTTC

FLA298230 (Y = C/T) (SEQ ID NO: 434)
CAGTCCTGGTGCTGTTCCCTAAAATCACTTAGACTGTGCCTGCTCTTTCTGTGTTTACAGTGTCAGCTG
TAATATCCCCCTCTTCGGCCTAACGTTTCTGAAGTCCCTTGCCACTGGGTCTCCTCTCCTCTTCCTGTG
TTCTTTCTAAGAACACCTATGCAGATAGGTGTCTTCTGTACAGGGAAGCTGTTCCTGAGATC
Y
GGGCATCGACTCTGTTAGAATAATCTACGTATGAGTTATTTTTTTGAGAACTATGTGTCATTGCTGACT
CATATTAACTCTGTGGTTAACTAAAATCTCAAGATCTCTTTATGTTTGTTGAGAAACTTATTTAACTTC
TCTGGCCCTCCGTTTCCTTCACTGAGCAGTGGAGTGATTGATAACCTCCACCTGTGGTTGCT

FLA298379 (M = C/A) (SEQ ID NO: 435)
AACACCTATGCAGATAGGTGTCTTCTGTACAGGGAAGCTGTTCCTGAGATCCGGGCATCGACTCTGTTA
GAATAATCTACGTATGAGTTATTTTTTTGAGAACTATGTGTCATTGCTGACTCATATTAACTCTGTGGT
TAACTAAAATCTCAAGATCTCTTTATGTTTGTTGAGAAACTTATTTAACTTCTCTGGCCCTC
M
GTTTCCTTCACTGAGCAGTGGAGTGATTGATAACCTCCACCTGTGGTTGCTGAAGGTCTTGCACAAGAT
GATATAGTTAAAGTAGCTAGCAGTGCCCACGTACGGCGGATGCCTCACAACGGTTTGCAGCCATCTCTC
TATCTGTGTCTTTGTCTCTCTCTCACACTGGTTTTGGCTTACTGTTAGCAGCTAGCCGAGAT

FLA298507 (M = C/A) (SEQ ID NO: 436)
ACTCTGTGGTTAACTAAAATCTCAAGATCTCTTTATGTTTGTTGAGAAACTTATTTAACTTCTCTGGCC
CTCCGTTTCCTTCACTGAGCAGTGGAGTGATTGATAACCTCCACCTGTGGTTGCTGAAGGTCTTGCACA
AGATGATATAGTTAAAGTAGCTAGCAGTGCCCACGTACGGCGGATGCCTCACAACGGTTTGC
M
GCCATCTCTCTATCTGTGTCTTTGTCTCTCTCTCACACTGGTTTTGGCTTACTGTTAGCAGCTAGCCGA
GATAAGTGTGTTTATGGTCTTTGCATGTATTGTTTCTGTAGCATACTGGAGGATTACAAGAGGTTGGGG
AGTGAGGGGGCGGTGAGGAGTAGACAAAGGCAGCCAACTCTTCCAAGTTTAGCTTAGAAGGA

FLA298604 (Y = C/T) (SEQ ID NO: 437)
GATTGATAACCTCCACCTGTGGTTGCTGAAGGTCTTGCACAAGATGATATAGTTAAAGTAGCTAGCAGT
GCCCACGTACGGCGGATGCCTCACAACGGTTTGCAGCCATCTCTCTATCTGTGTCTTTGTCTCTCTCTC
ACACTGGTTTTGGCTTACTGTTAGCAGCTAGCCGAGATAAGTGTGTTTATGGTCTTTGCATG
Y
ATTGTTTCTGTAGCATACTGGAGGATTACAAGAGGTTGGGGAGTGAGGGGGCGGTGAGGAGTAGACAAA
GGCAGCCAACTCTTCCAAGTTTAGCTTAGAAGGAAGGAGCGGTAAACCCTAGTTGAATGTTGGACTGAA
GCAGGTTTGTTTTTGTTTTGTTTAAAGGATAGGGAAGATCTGTGCGTGTTTCCAGGATAAAG

FIG. 8F

FLA298987 (Y = C/T) (SEQ ID NO: 438)
CGTGTTTCCAGGATAAAGAAAAGGAGAGAATATGATATTAAAGATTCTGGAAGTGGGAGAAGGAGCAAT
GAAATACAGACTTGAAGTCAGTGGCATGGACAGGGTCAAGATCACAGTTAGAGGATGCAGCCTTAGAGA
AAAGGAAGGGGCTCGGTTCTCTGAGCAAGGAGGGAAAGAAGAGAGGCAGATGCAGAGAAGTA
Y
GGCACATCGTGCTGCTGGTTGTAGAAATAACCTCTGACTTTTAATAAAGTCATCCCTCGGTATCCCTGG
GGGATTAGTTCTATGACCTCCCTCGGATGCCAAAATTCGTGGATGCTCAAGTCCCTGATATAAAATGGC
ATAGTATTTGCATTTAACCTACACACATCCTCCATATCCTTTTTTTTTTTTTTTTTTTTTTTT

FLA299063 (R = G/A) (SEQ ID NO: 439)
AGACTTGAAGTCAGTGGCATGGACAGGGTCAAGATCACAGTTAGAGGATGCAGCCTTAGAGAAAAGGAA
GGGGCTCGGTTCTCTGAGCAAGGAGGGAAAGAAGAGAGGCAGATGCAGAGAAGTACGGCACATCGTGCT
GCTGGTTGTAGAAATAACCTCTGACTTTTAATAAAGTCATCCCTCGGTATCCCTGGGGGATT
R
GTTCTATGACCTCCCTCGGATGCCAAAATTCGTGGATGCTCAAGTCCCTGATATAAAATGGCATAGTAT
TTGCATTTAACCTACACACATCCTCCATATCCTTTTTTTTTTTTTTTTTTTTTTTTTTTTTTTTTTTGT
GAGATGGAGTCTTGCTCTGTCGCCCTGGCTGGAGTACAGTGGCTCGATCTTGGCTCACTGCA

FLA299772 (S = G/C) (SEQ ID NO: 440)
CTCAGCCTCCTGTGTAGCTAGGATTACAGGCCCCTCCCCACCCCCACCCCCCAACAACTGGCTAATTTT
TGTATTTTTAGTAGAGATGGGGTGTCACCACGTTGGCCTGGCTGGTCTTGAACTCCTGACCTCAGGTGA
TCTACCCGCTTCAGCCTCCCAAAGTGATGGGATTATAGGCATGAGCCACTGTGTGTGGCCTA
S
ATTACTTATAATACCTGATAGAATGTAAATGCTATGTAAACAGTTGTTATACTGTATTGTTAAAAGACA
GTAACAAGAAAAAAAATCTGTACATGTTCAGTCCAGACAAATGGTTTTCTGTTTTTTTTTTTTTTTTTT
AATATTTTTGGTCAGTGGTTGGTTGACTCCAGGAATGCAGAACCCGCAGATATAGAAGGTTG

FLA299843 (Y = C/T) (SEQ ID NO: 441)
TATTTTTAGTAGAGATGGGGTGTCACCACGTTGGCCTGGCTGGTCTTGAACTCCTGACCTCAGGTGATC
TACCCGCTTCAGCCTCCCAAAGTGATGGGATTATAGGCATGAGCCACTGTGTGTGGCCTAGATTACTTA
TAATACCTGATAGAATGTAAATGCTATGTAAACAGTTGTTATACTGTATTGTTAAAAGACAG
Y
AACAAGAAAAAAAAATCTGTACATGTTCAGTCCAGACAAATGGTTTTCTGTTTTTTTTTTTTTTTTTTAA
TATTTTTGGTCAGTGGTTGGTTGACTCCAGGAATGCAGAACCCGCAGATATAGAAGGTTGATTATGCGT
TCAGAGGCAGGGAATACCATCTTGGGTTCCAGAAAGAAAATGATCAGCATTTTCTGTCATAC

FLA299980 (R = G/A) (SEQ ID NO: 442)
ATAATACCTGATAGAATGTAAATGCTATGTAAACAGTTGTTATACTGTATTGTTAAAAGACAGTAACAA
GAAAAAAAATCTGTACATGTTCAGTCCAGACAAATGGTTTTCTGTTTTTTTTTTTTTTTTTTAATATTT
TTGGTCAGTGGTTGGTTGACTCCAGGAATGCAGAACCCGCAGATATAGAAGGTTGATTATGC
R
TTCAGAGGCAGGGAATACCATCTTGGGTTCCAGAAAGAAAATGATCAGCATTTTCTGTCATACTCTGGT
AAAAACAGATCTTTTGAATGGACAGGTGTATTAAACCCTGTGGAGCTGGCTGGGCCTGGCGGCTCACGC
CTGTAATCCCAGCACTTTGGGAGGCTGAGGCAGGTGGATCACGAGGTCAGGAGTTCGAGACC

FLA300662 (R = G/A) (SEQ ID NO: 443)
TATGCCCCGCAGAGTTTGAAGTCCCGGCTGCACCTCTCCCCAGCAGCAGGTTGACTCTGGAAAGTTGCA
GCGTTCTTACCTACAGAGTGGGAACAGTACTACCCATTGCACAGAGTGGGTGCAAAGCTCTGTGACGGA
ATACATGGCAAGTGCCCACCACATTGCCTGGGATGAGGTGGGCCCTTCCTTTACGTAAGAGA
R
CCCTACAGATACACTCAAAGTGGGCACATTCCTACAGAAGGAGTGTTATTTGTGTAGAAAAGAAAAACA
TGAAAGGCTTTTATTCCTATACACAATAAAGCACCCCTTTAATGTCTTTTTGAGGAGGATAATATGAAA
TTGATGAAAAGGAACCCTGTGGTTGGATCCCTGACAATCACATGTATCCCTTTTTTCACTCT

FLA300864 (R = G/A) (SEQ ID NO: 444)
CCTACAGATACACTCAAAGTGGGCACATTCCTACAGAAGGAGTGTTATTTGTGTAGAAAAGAAAAACAT
GAAAGGCTTTTATTCCTATACACAATAAAGCACCCCTTTAATGTCTTTTTGAGGAGGATAATATGAAAT
TGATGAAAAGGAACCCTGTGGTTGGATCCCTGACAATCACATGTATCCCTTTTTTCACTCTT
R
AAAAAGGAGTAAAGGAATAAAATAGAAGGGGAGAGGGGGCAGAGAGACCTTCACCGCCCCCCCCCCACC
CCCCATCATCCAATCTATAGTCAAACCCTCCAGACTGTGTCTCCTTGGCATCTCTGACACCCCCACCGC
CACCACCCCAGTCAATTCCTATCTTATCCCCCTATCCTGGATCTGATTCTGCTAAGTTCCTG

FIG. 8G

FLA302094 (R = G/A) (SEQ ID NO: 445)
GAACATTCTGAACCACAGACAGTTCTTTACCCTGAACCTTTGCATATTTTGTTCTCTTAGCTTAGAGCG
GCCCCTCTCCCTCCGTCTGCTTGGCTAATTTCTACTTGTTCTTCAGATTTTATCTTAGATGTCATTCCC
TCAAGGAATCCTTCTGTGACTCAACATGGAATTAAGTTGCCTCCTTTGACCCTGAAAGCACC
R
TGTACTCAATCTCATCTTGGCATGACTCACTTTGCTGTGTGGAATGTCTGCTTTCCTTGTTTGTCTATT
CCTTTAGACTGTAAGATCCTAGAAAGTGGGGGCCGTGCCTTGCTCATGACTGTGTTTCTAACACCAAAC
ACAGTGTTCAGTAGAGAGCAGCTGCTGAGTACGTTTCTGCTAAATGACAGTTGATGGAGGAC

FLA303769 (W = T/A) (SEQ ID NO: 446)
TCATCTAGGTATTTTTAATTGTTTCAGTGAGGTGTAGGCATGAGGGGATTGGAGGGGGCATCTCCTCCA
TTGCAGTTTTTCATTGGCTGCTTTGCTCCCTCAGCTCCGAAATCGCTGGGCCACTCTCGAACGCATTAG
TACGGTAGTCACAGGTTGATTGCCTGGCCCCTTGCCCTCTGTGGGCATTTTCCCTTTCAGAC
W
GCCCCTGAGTACTCACAGTGCTGCTACAGTGGGCCACCTAGATCTCCCTCTTTCTCCATGCTCCCACGT
GCTCTGGGCTCCACTCCCTTCTCCCAAGCACTTCTGTCCAGGGCTATTCCAGCAGTCTGACCTCAAGGA
AATCCTTTGCTAAACTGATTATAGAGAGGTTTCTATTTTAACATTTAGGTCTTCCATGTATT

FLA303796 (Y = C/T) (SEQ ID NO: 447)
TGAGGTGTAGGCATGAGGGGATTGGAGGGGGCATCTCCTCCATTGCAGTTTTTCATTGGCTGCTTTGCT
CCCTCAGCTCCGAAATCGCTGGGCCACTCTCGAACGCATTAGTACGGTAGTCACAGGTTGATTGCCTGG
CCCCTTGCCCTCTGTGGGCATTTTCCCTTTCAGACAGCCCCTGAGTACTCACAGTGCTGCTA
Y
AGTGGGCCACCTAGATCTCCCTCTTTCTCCATGCTCCCACGTGCTCTGGGCTCCACTCCCTTCTCCCAA
GCACTTCTGTCCAGGGCTATTCCAGCAGTCTGACCTCAAGGAAATCCTTTGCTAAACTGATTATAGAGA
GGTTTCTATTTTAACATTTAGGTCTTCCATGTATTAATTCTCAGAATCAATTTAAGATGTTT

FLA303957 (Y = C/T) (SEQ ID NO: 448)
TCCCTTTCAGACAGCCCCTGAGTACTCACAGTGCTGCTACAGTGGGCCACCTAGATCTCCCTCTTTCTC
CATGCTCCCACGTGCTCTGGGCTCCACTCCCTTCTCCCAAGCACTTCTGTCCAGGGCTATTCCAGCAGT
CTGACCTCAAGGAAATCCTTTGCTAAACTGATTATAGAGAGGTTTCTATTTTAACATTTAGG
Y
CTTCCATGTATTAATTCTCAGAATCAATTTAAGATGTTTAAAGGTGTGATTTAAGACATTTTAAAACCA
TTTGGAGGAGAGTACAGAAATTATGTCACTTGCTGTCAGCCTCTTTGCACCATCTGCAGAGAAAGATAC
TAGAGTCCCGCCTTGGACACATCCACATGCAAGAGGTGCAAAGAAGGTGTCTTTGATGAGGC

FLA303967 (W = T/A) (SEQ ID NO: 449)
ACAGCCCCTGAGTACTCACAGTGCTGCTACAGTGGGCCACCTAGATCTCCCTCTTTCTCCATGCTCCCA
CGTGCTCTGGGCTCCACTCCCTTCTCCCAAGCACTTCTGTCCAGGGCTATTCCAGCAGTCTGACCTCAA
GGAAATCCTTTGCTAAACTGATTATAGAGAGGTTTCTATTTTAACATTTAGGTCTTCCATGT
W
TTAATTCTCAGAATCAATTTAAGATGTTTAAAGGTGTGATTTAAGACATTTTAAAACCATTTGGAGGAG
AGTACAGAAATTATGTCACTTGCTGTCAGCCTCTTTGCACCATCTGCAGAGAAAGATACTAGAGTCCCG
CCTTGGACACATCCACATGCAAGAGGTGCAAAGAAGGTGTCTTTGATGAGGCAAGGTCAAAA

FLA304170 (Y = C/T) (SEQ ID NO: 450)
ATTCTCAGAATCAATTTAAGATGTTTAAAGGTGTGATTTAAGACATTTTAAAACCATTTGGAGGAGAGT
ACAGAAATTATGTCACTTGCTGTCAGCCTCTTTGCACCATCTGCAGAGAAAGATACTAGAGTCCCGCCT
TGGACACATCCACATGCAAGAGGTGCAAAGAAGGTGTCTTTGATGAGGCAAGGTCAAAACTT
Y
CTCCCCAGACGAAATCCAAAGAAAGCATTCCTACTATGCTATATCAGTTTGGAAAGAAAAACTTCTGCC
AGGTGACTGCATTCTCACTGGTCACATTGTGTTCCTATGGACTCCTCAGCTCAACCAATTTGGAGAAGT
TATGGTGCAATTTCACCATATCTGGTTAGAAGTTAAGTTTCCAATTTGCTGGCAATGAAGAA

FLA304334 (Y = C/T) (SEQ ID NO: 451)
CAAAGAAGGTGTCTTTGATGAGGCAAGGTCAAAACTTCTCCCCAGACGAAATCCAAAGAAAGCATTCCT
ACTATGCTATATCAGTTTGGAAAGAAAAACTTCTGCCAGGTGACTGCATTCTCACTGGTCACATTGTGT
TCCTATGGACTCCTCAGCTCAACCAATTTGGAGAAGTTATGGTGCAATTTCACCATATCTGG
Y

FIG. 8H

TAGAAGTTAAGTTTCCAATTTGCTGGCAATGAAGAAGAAATGGAGCAGGCCAGGCTGTGTAGTTTCTGC
CACGTGCCCCCGGGAGTGAACAGCTCTGTTTGTAAGAAGCCATGGTGCTTAGACCTGGGCTCGCTAGTT
GCCAGCCTCCAAATTGCAGAAGTGCCCTTTGGTTGGTGGCTATGCTGTGTCACTTGGGAAGG

FLA304512 (Y = C/T) (SEQ ID NO: 452)
GGTGCAATTTCACCATATCTGGTTAGAAGTTAAGTTTCCAATTTGCTGGCAATGAAGAAGAAATGGAGC
AGGCCAGGCTGTGTAGTTTCTGCCACGTGCCCCCGGGAGTGAACAGCTCTGTTTGTAAGAAGCCATGGT
GCTTAGACCTGGGCTCGCTAGTTGCCAGCCTCCAAATTGCAGAAGTGCCCTTTGGTTGGTGG
Y
TATGCTGTGTCACTTGGGAAGGTCGTTTGGAAGTTCCACAGTCGTTGTGGGGTGCCAGAGATTAAAAAG
CGTAAGAGGAGAGTGGAAAGTGATTGTTGCTGCTTGGGCATCCCCACCGTGTGGGTGCTGCAGCCCAGC
TCTCAAAACCCATGGGTCTGTACACTCAACCTCCATGAGAGGGAAGGAGAAGGATGAGGGAG

FLA304583 (R = G/A) (SEQ ID NO: 453)
GCCAGGCTGTGTAGTTTCTGCCACGTGCCCCCGGGAGTGAACAGCTCTGTTTGTAAGAAGCCATGGTGC
TTAGACCTGGGCTCGCTAGTTGCCAGCCTCCAAATTGCAGAAGTGCCCTTTGGTTGGTGGCTATGCTGT
GTCACTTGGGAAGGTCGTTTGGAAGTTCCACAGTCGTTGTGGGGTGCCAGAGATTAAAAAGC
R
TAAGAGGAGAGTGGAAAGTGATTGTTGCTGCTTGGGCATCCCCACCGTGTGGGTGCTGCAGCCCAGCTC
TCAAAACCCATGGGTCTGTACACTCAACCTCCATGAGAGGGAAGGAGAAGGATGAGGGAGGGGAGAGAT
AGCCATGGAAAGGTAGGAACTAAGCAGGCAGGGTGGAGAGTTTTCTGTAAGACAAAAACTGT

FLA305089 (R = G/A) (SEQ ID NO: 454)
GGCAGCTACATGCTGGCAAAAGCCAGAGGCAGCTGGTCTGTTTGCCTGTGCCAGGAAACCACTGGGAAT
GGGGTTGTGTGTTATTCTAGGAGAAAGTCGTCCCAGCAGCAGCTTCTCCAGGGGCATCCAAGAGCACTG
AAAAGGGTTGCAAGATGACCCATGAGGCTGCAGGAAGAAAAGAACATGCATTTAATCTTGCT
R
TCTGAAAAGTAAGACATGAAGCTTTCCTCATTTTTAATATACACATGGACAGTAGTATGTGTATATAGT
TTATATGCAAATATACTTGTTATAAGGTTGCATGCTCAAAATTTTTGGTTCATGGGGTGTGGGATCATA
AATGTTTAGGGACCATGGCTATCAAGGAAAAACAGCATGAAGGATAAATGATACTGGTGGAT

FLA305505 (W = T/A) (SEQ ID NO: 455)
ATGTATTTTTAGCATAAAACACAACTGCTGACTGATACAGATAGCTCAAGATTCTGGGGCAGCTGCTGA
ACAGATACACTAGCCAGTGTGGCTCATCGGCTCAGACTTGGCCTTAATTAATGGGCTGTCCCTCCACCC
ATCTCCCATGAGGGCAGAGCTGAGCCAGGGTTTGAGAGCTAAAAGGAATTGGACCTGGACTC
W
GTTCACGTGTATATTTTAATTCTAATTAATTCATTCTTTTGAAAGACAGAGTCACACTCTGTTGCCTAG
GCTGGAGTGCAGTGGCACGATCTTGGCTCACTGCAACCTCGGCCTCCCAGGTTCAAGTTATTCTCCTGC
TTCAGCCTCCTGAGTAGCTGGGATTATAGGCACATGCCCCCATGCCTGACTAATTTTTGTAT

FLA305678 (Y = C/T) (SEQ ID NO: 456)
GAGCTAAAAGGAATTGGACCTGGACTCTGTTCACGTGTATATTTTAATTCTAATTAATTCATTCTTTTG
AAAGACAGAGTCACACTCTGTTGCCTAGGCTGGAGTGCAGTGGCACGATCTTGGCTCACTGCAACCTCG
GCCTCCCAGGTTCAAGTTATTCTCCTGCTTCAGCCTCCTGAGTAGCTGGGATTATAGGCACA
Y
GCCCCCATGCCTGACTAATTTTTGTATTTTTAGTAGAGACGGGGTTTCACCATGTCAGGCTGGTCTTGA
ACTCCTGACCTCAGGTTATCCACCCGCCTTGGCCCCTCAAAGTGTTGGAATTACAGGTGTGAGCCACCG
TGCCTGGCCTGTTCACATGTATAAAACACAGTTTAATGTCCTATTCCCAGCCAATGAGCATG

FLA305956 (K = G/T) (SEQ ID NO: 457)
CCTCAGGTTATCCACCCGCCTTGGCCCCTCAAAGTGTTGGAATTACAGGTGTGAGCCACCGTGCCTGGC
CTGTTCACATGTATAAAACACAGTTTAATGTCCTATTCCCAGCCAATGAGCATGGCTAGAGCAGCCTTG
GTCAAAGTTTGGTTTTTGGAGAAAAATCCTTGTTAGCTGACCTAAGATTCCTCTTTGTGAGT
K
TAAGTAAGCACAGGTTGCAGAGAGGAGAAGGGTCTCTGGAGAGGTGTAATTTTCTAAATGGATTACAAG
TTCATGGACTTTTAACAGGTGTTACAGGGGATAACAAGTTCTTTATAGACAGACTTTTGAGGACGTTTA
AGGGTATTCTGATTCTTGGTTTTCTAAGAGGGGAATGTATTATTTAACTACAGACACCCCTA

FLA306447 (Y = C/T) (SEQ ID NO: 458)
ATTCTAGACTCACTTTCTTTCTGTTTTTTTATTTTTATTTTTTTTTTGAGATGGAGCTTCACTCTGTCACC
AGGCTGGAGTGCAGTGGTGCAATCTTGGCTGACTGCAACCTCTGCCTTCCGGGCTTAAGCAATTTTTGT
GCCTCAGCCTCCTGAGTAGCTGGGATTACAGCATGCACCACCATGTCCGGCTAATTTTTGTA

FIG. 8I

Y
CTTTAGTAGAGACAGGGTTTCACTATGCTGGCCAGCCTGGTCTCAAACTCCTTACCTCAGGTGATCTGC
CCGCCTCGGCCTCCCAGAGTGCTCAGATTACAGACGTGAGCCACTGGTGCCTGGCCTAGACTCACTTTC
AAGTGGCATAGACTTGTAAAATTATTTAAAGGTGATAGGTCTACAATGATCCTGTCAATTAG

FLA307155 (Y = C/T) (SEQ ID NO: 459)
AGAAAATCCAGAATAATAATAATTTGTCAATAGGAAAGACATTTCCACTGGGGGTTAAGAAGGAAGACA
TTGGAACAATGATAGCCACCACTTATTGAATGCTTACTGTGAGCCAGGTGGCACTTCACCTTGTTTCAT
TCTCACAACAGTCTAGGGAAGTAATTACTAATGTCTCCATCCACCTCTTGTAGATGAGCAAA
Y
TGAGGCTCATTGAGGCTAGGAAATGCACCCACACTCACATAGCCCATAAGAGGCAGCCATGGCATTGGG
CCCAGACCATGTGAACTTCAAAGACTACACGAGCAGCCACTGGGCAGCTGTCATGGCTAAAGCCACTTG
AATTCAGCCCAGCAGCAACCCCCTCTCCAGGAGGGGCACATAAGCTTGCAGCTTTGGGTAGA

FLA307165 (Y = C/T) (SEQ ID NO: 460)
GAATAATAATAATTTGTCAATAGGAAAGACATTTCCACTGGGGGTTAAGAAGGAAGACATTGGAACAAT
GATAGCCACCACTTATTGAATGCTTACTGTGAGCCAGGTGGCACTTCACCTTGTTTCATTCTCACAACA
GTCTAGGGAAGTAATTACTAATGTCTCCATCCACCTCTTGTAGATGAGCAAACTGAGGCTCA
Y
TGAGGCTAGGAAATGCACCCACACTCACATAGCCCATAAGAGGCAGCCATGGCATTGGGCCCAGACCAT
GTGAACTTCAAAGACTACACGAGCAGCCACTGGGCAGCTGTCATGGCTAAAGCCACTTGAATTCAGCCC
AGCAGCAACCCCCTCTCCAGGAGGGGCACATAAGCTTGCAGCTTTGGGTAGAAGCTGCACTT

FLA308514 (K = G/T) (SEQ ID NO: 461)
GCAGTTTGAAAATTGCATCTTTGTTTTTACCTATATAATCACATGAAACCCGTGGTTCTCAAACGTCAG
CAGGCATCAGCATCACATGGAGGGCTTGTTAAAACAGATTTCTGGGCCCCAACACAGAGTTTTAAATTC
TGAAGGCCTGAGGTGGGTGTGAACATTTGCATTTCTAACATGTTCTCGATGCTGCTGCCGCC
K
CTGGTCCCGAGAGCATGCCTGGAGAACTGCCACCTTCGACCATGGACTGTGAGAATTCACATGGACCTC
AGAATTATAATCAGTCTCTCAGTTTTACAGATAAGGAAACTAAATCCAGAGAGATTGTTTTGCCAATGG
TGAACAGCTGGTTAAAGTCAGGATGGAGACTTTAATCCTAGTCAAGTGACCTTTCCTCTGTA

FLA308527 (K = G/T) (SEQ ID NO: 462)
TGCATCTTTGTTTTTACCTATATAATCACATGAAACCCGTGGTTCTCAAACGTCAGCAGGCATCAGCAT
CACATGGAGGGCTTGTTAAAACAGATTTCTGGGCCCCAACACAGAGTTTTAAATTCTGAAGGCCTGAGG
TGGGTGTGAACATTTGCATTTCTAACATGTTCTCGATGCTGCTGCCGCCTCTGGTCCCGAGA
K
CATGCCTGGAGAACTGCCACCTTCGACCATGGACTGTGAGAATTCACATGGACCTCAGAATTATAATCA
GTCTCTCAGTTTTACAGATAAGGAAACTAAATCCAGAGAGATTGTTTTGCCAATGGTGAACAGCTGGTT
AAAGTCAGGATGGAGACTTTAATCCTAGTCAAGTGACCTTTCCTCTGTATTTATTTCCCTCC

FLA309851 (R = G/A) (SEQ ID NO: 463)
GTGATCTGCCTGCCTCAGCCTCCCAAATTGCTGGGATTACAAGGCGTGTTGTTTTAAGCCACTCAGTTT
GTGGCCACTTGTTACAGCAGCAAGAGGAAACTCATACAGTTATCATGTGAACTCACAGGAATATGGTGA
GTTAAAAAGAGAGGAAGGGTGCAAAACATCCACGGTAGAGTGAGAACTCTCCAGGGAGTGAG
R
ACTGTGCCCAGCATACAGTGATCACCCTCTTAGTAAGCTAAGTTTCTGAGCACCAGCTTTTTTGAGTTG
ACTTTGTTGTCTTTAACATTTGAAGATCACCCTTCTTTGCTCAGCCTGGCTTGCAGACCTGGGCTGATT
TGTGGATCTGATAGAAAAGTTTCCTTAGTTGGGCTCTTCTCCCCGACCACCCCCATGCCAGT

FLA311122 (R = G/A) (SEQ ID NO: 464)
CCACAGTTATCAGCAGCCCACAGGCTTGACTTGAGCAAGTTGGAAAGACAAATCAACTTCCAGAGTTGA
TTTAACATTGAGTGGAAATCAGTCATACTTTTGGTCCCCTTTCGGGGCCACGCCTGGCACTGTGCCTGG
TGGCAGATCGGCATGAACTGGCCAGCTTCTGTGGCCCTGGAGGGCACAGGCAGAAAGGCCAC
R
CTCAGTCCCATGATGAACTGTTTAAGACTTATTGTTGTCTCCCCGCTCTGTAAAGTAGATAGAGTGGAT
TTTATGTCCCTTATTACCTTTCAGGATACTTTGACTCAGGGAGATAAAGTAACTTGGGTACAGCTACTC
AGCTGGTGAAGAACACAGGCAGAATGAGTGCCTGGGTCTTTTGACTTAAAATTCTGGATTTT

FLA311248 (S = G/C) (SEQ ID NO: 465)

FIG. 8J

CACTGTGCCTGGTGGCAGATCGGCATGAACTGGCCAGCTTCTGTGGCCCTGGAGGGCACAGGCAGAAAG
GCCACACTCAGTCCCATGATGAACTGTTTAAGACTTATTGTTGTCTCCCCGCTCTGTAAAGTAGATAGA
GTGGATTTTATGTCCCTTATTACCTTTCAGGATACTTTGACTCAGGGAGATAAAGTAACTTG
S
GTACAGCTACTCAGCTGGTGAAGAACACAGGCAGAATGAGTGCCTGGGTCTTTTGACTTAAAATTCTGG
ATTTTTCACAAAGATCCTCTTACTTTATTCATTTACATAATAAATATATATTGAAGAGCTACTCTGTGC
CAAGCCCTGTGCCTAGATATACAGTGATAAATAAAGAGTAGCTTCTAGAGGTCACCTGGCGG

FLA311737 (Y = C/T) (SEQ ID NO: 466)
CCAAGTTCAGTGATAGAGAGCAGAGGTGAGGCGGCAGCAGAAACCACTTAAGGGACACCACGTGGCACT
CCTTCTGTGCTGAGAAGGCTGTCAGTAAGCTCACCATTTATTTCCTATTTTCTCTCCTGAGTTAAATAG
GAAACATGTCTCGCATTACTTGAAAAATCAAGTCAAACTATGCTCTTACTAGGAGTTATGGT
Y
CTTTTTATGTCTTAGATGATGCTTGATCTAGATGAATGCGGACTTGCTGTAGCTAGATAAATACAATGG
GAGTTTGAAGGTGTTTCGTAGCCCTGGAAATAGGTATTTCCTGTCAAAACAAGCTTTGTCATTGCCAGC
AGACAAAAGCATCAGTAACCTTGGTTGATAATCGTCATTTCTTAGGAATAAAGTAGACTGTA

FLA312038 (Y = C/T) (SEQ ID NO: 467)
AGGTATTTCCTGTCAAAACAAGCTTTGTCATTGCCAGCAGACAAAAGCATCAGTAACCTTGGTTGATAA
TCGTCATTTCTTAGGAATAAAGTAGACTGTAGAATTTTTTTTAGCAGAAAGGAAACCCAAAGATAATTC
TAGTGCAAATCCCTCACTTTATAGAGCAGAAGCTCAAGTCCCAGAGGAACAAGTGGCTTGAA
Y
GAACATCAGAATTTTAGGGGCTGGATTTGTACCCTCCTGGTGCCAGCAGCCCACTTCCCTGCAGGAGGC
ACTCACCTTCCTTGCACAGGGGTATGAGTGTGGCCATTTTCCACCCATAATCTCTGTTAGCTCATGTTC
AATTGGGTTCCCATTGAAAGAAAAATGGACCAGTAAGTTGGAGCAGAATCATTCAGATGGTA

FLA312056 / SG13S30 (K = G/T) (SEQ ID NO: 468)
CAAGCTTTGTCATTGCCAGCAGACAAAAGCATCAGTAACCTTGGTTGATAATCGTCATTTCTTAGGAAT
AAAGTAGACTGTAGAATTTTTTTTAGCAGAAAGGAAACCCAAAGATAATTCTAGTGCAAATCCCTCACT
TTATAGAGCAGAAGCTCAAGTCCCAGAGGAACAAGTGGCTTGAACGAACATCAGAATTTTAG
K
GGCTGGATTTGTACCCTCCTGGTGCCAGCAGCCCACTTCCCTGCAGGAGGCACTCACCTTCCTTGCACA
GGGGTATGAGTGTGGCCATTTTCCACCCATAATCTCTGTTAGCTCATGTTCAATTGGGTTCCCATTGAA
AGAAAAATGGACCAGTAAGTTGGAGCAGAATCATTCAGATGGTATAACATAAGGAAAAACTT

FLA314532 (Y = C/T) (SEQ ID NO: 469)
GTGAGGCAAAAGTACTTTGTCGGTTACCTAGGAGAGAGAACGCAGAGGTAGGTAACTGGGACTACTAAA
GAACTGTGGAGCGATTCCTGATTTTTGAGCAGGAAGAGTGACAATTCAAAACAGTATTTGACTAGATTC
ACGGCTCCGTAGCATCCCCTTGGGTGGGAGGGGGAAGGCTGACTAGGACCTCTGATTCTTCT
Y
TCCCTGAGCTTTGAAGGCTCTGAAAATACAGCTGGGGGGACTTGCCCAGTTTTCTTATTAAGCAATTCC
TCCGCATGGTGCTGGCTTTCAAAGGGTGCTTCAGTGCTGTTTGCTGCACGTGCCTTGCAGCCCCACACC
CTGCACTCCCGCCCTGCAGAGTCTGGCGCTGGAATGACATTTTAGGTCTGGGTTCCCAGGCC

FLA315014 (R = G/A) (SEQ ID NO: 470)
CATATCTTTCAGGGACCAGAAGAAAGAATGTTGGGAAAATAAGATGCAGTAAGATGCAGACATGACAGC
AGGGTGCAGCGGCTCACGCCTATAATCCCAGCACTTTGGGAGGCTGAGGTGGGTGGATCACCTGAGGTC
AGGAGTTTGAGACCAGCCTGGCCAACATGGTGAAACCCCGTCTCTACTAAAAAATATACAAA
R
CATTAGCCAGGCATGGTGGTGGGCGCCTGTAATCCCAGCTACTCCATAGGCTGAGGCTGGAGAATCGCT
TGAACCCAGGAGGCAGAGGTTGCAGTGAGCCGAGATTGCGCCACTGCACTCCAGCCTGGGCAACAAAAG
CAAAACTCCATCTCAAAAAAAAAAAAAAAAAAAAAAAAAAAGATGCAGACACGAGACTGTGA

FLA315232 (W = T/A) (SEQ ID NO: 471)
GGTGGGCGCCTGTAATCCCAGCTACTCCATAGGCTGAGGCTGGAGAATCGCTTGAACCCAGGAGGCAGA
GGTTGCAGTGAGCCGAGATTGCGCCACTGCACTCCAGCCTGGGCAACAAAAGCAAAACTCCATCTCAAA
AAAAAAAAAAAAAAAAAAAAAAAAAGATGCAGACACGAGACTGTGAAACTGACTAGCATCACC
W
TTGCATTGTTTATAGATGTTGCCAGACAGAAAGCCCCAAAGCAGCACAGTACCTTCCTGACATCTGGAC
TAGGAAATCTAGATTTTAGTAAAATACATGCTAATACTTACAGAAGAAATGTCGGCGTTAGAGTATGCC
GTCAGTTCCTTAGAGATTGCAATTCCTAATGCACTAGTATGGTTTCAGGTGCCAGGAACACG

FIG. 8K

FLA315355 (R = G/A) (SEQ ID NO: 472)
AAACTCCATCTCAAAAAAAAAAAAAAAAAAAAAAAAAAAGATGCAGACACGAGACTGTGAAACTGACTA
GCATCACCATTGCATTGTTTATAGATGTTGCCAGACAGAAAGCCCCAAAGCAGCACAGTACCTTCCTGA
CATCTGGACTAGGAAATCTAGATTTTAGTAAAATACATGCTAATACTTACAGAAGAAATGTC
R
GCGTTAGAGTATGCCGTCAGTTCCTTAGAGATTGCAATTCCTAATGCACTAGTATGGTTTCAGGTGCCA
GGAACACGTTCTGTGAGGCTGCTGCCCCAGGTGCTGACCCCAGCCTTCCACACCATTTTCCTTCCTTGT
GTTCACAGCCGCTCTGTCTTTTACAATAGCACCCCTCTCTAGTGGCTAATGGGCTCTATGAT

FLA315611 (K = G/T) (SEQ ID NO: 473)
GGTTTCAGGTGCCAGGAACACGTTCTGTGAGGCTGCTGCCCCAGGTGCTGACCCCAGCCTTCCACACCA
TTTTCCTTCCTTGTGTTCACAGCCGCTCTGTCTTTTACAATAGCACCCCTCTCTAGTGGCTAATGGGCT
CTATGATTAGATAGCATCCTTCAGTAGTGATAAAGGCAGTGACATCCTAGGGAGGTCAGCGG
K
TGAAAGCGCTATATCTGGAAAACCTGAGAGCCTGTGAAGCTCAAGGACTTGACGGGGTTAGACCGTGAG
CCGGGCTGCAGCTGGAAAAAGAATGACTGTTCTTTCAGCAGATCCTTCCCTGTGCCATCTCTTTCTTCA
TTCCTCTCTAGTGGCATTCTTATTTATCCTCTAAAACCACAATTCCATTATCTCTCCTATTC

FLA316131 (S = G/C) (SEQ ID NO: 474)
AAGAGGGTCTTCTCTTTTGCCTGGCTCCCTATGCAGCCCTATCTTACCCCCTGCAAAGTCCCAGGGATG
TGGCTCAGTCACTGCTCCTCTCTTCATCTGTCACCACTTGCTTGAGATCCTACAGCTGCTTTAATTCCG
AGACCATCTGCAGAACATGACAAAATTTGTCCACCTACCCACATGTCCTTTTAACTTTAAAG
S
CTTTACTAACTGATTCCTATTAGGGAATGAACAGAGGTGGCAAAAATAAACAATAGGAGATTGATTTAC
AAGAAATCTTTAAAATAGTAGATTTCTTCGGACCTCATTGAAATATAAATGGCCTGCCTTCTTGTGTCC
CTCCCTGGTCTCCCTCTTTAGGTGATAAGAAGAAGATCCTGCCAGCCCCATAACCCGCCATC

FLA316408 (M = C/A) (SEQ ID NO: 475)
CTTTAAAATAGTAGATTTCTTCGGACCTCATTGAAATATAAATGGCCTGCCTTCTTGTGTCCCTCCCTG
GTCTCCCTCTTTAGGTGATAAGAAGAAGATCCTGCCAGCCCCATAACCCGCCATCTGCGCGGGTTCTAG
ACCCCCTTCTCCTCCCCTCTGGCCGTGGTAGGCATTACTGATGAATCATGGTGCTCTTTCTTCCAGAGA
CCAAACCTGGCCTCGGAATCCTTCTTAACACAGATACTGCTTAACACAACCACTCTGAGCAGCTGTCATA
AGTAGAAGTAATAGATACTAGAAGAAATGTCTAAGCCTAATCTAGACCAAAATACGGCCTGATATAGAT
GCAAGCCAGAGGGGCTTTATGGTTAAATGCAAGGAGATTTTCAACCCTGCCGTCTAGAAGCTACTTGCT
GAGATCTTCTTCAGTTGGGCCCATCTCCTCCCCAGGCCTCTCTTCTGTTCCTGGGCTATGTCACACTTG
GACTCTGCAGACACCTAATGCTCT

FLA316472 (R = G/A) (SEQ ID NO: 476)
CCCTGGTCTCCCTCTTTAGGTGATAAGAAGAAGATCCTGCCAGCCCCATAACCCGCCATCTGCGCGGGT
TCTAGACCCCCTTCTCCTCCCCTCTGGCCGTGGTAGGCATTACTGATGAATCATGGTGCTCTTTCTTCC
AGAGACCAAACCTGGCCTCGGAATCCTTCTTAACACAGATACTGCTTAACACAACCACTCTG
R
GCAGCTGTCATAAGTAGAAGTAATAGATACTAGAAGAAATGTCTAAGCCTAATCTAGACCAAAATACGG
CCTGATATAGATGCAAGCCAGAGGGGCTTTATGGTTAAATGCAAGGAGATTTTCAACCCTGCCGTCTAG
AAGCTACTTGCTGAGATCTTCTTCAGTTGGGCCCATCTCCTCCCCAGGCCTCTCTTCTGTTC

FLA316515 (M = C/A) (SEQ ID NO: 477)
CCCCATAACCCGCCATCTGCGCGGGTTCTAGACCCCCTTCTCCTCCCCTCTGGCCGTGGTAGGCATTAC
TGATGAATCATGGTGCTCTTTCTTCCAGAGACCAAACCTGGCCTCGGAATCCTTCTTAACACAGATACT
GCTTAACACAACCACTCTGAGCAGCTGTCATAAGTAGAAGTAATAGATACTAGAAGAAATGT
M
TAAGCCTAATCTAGACCAAAATACGGCCTGATATAGATGCAAGCCAGAGGGGCTTTATGGTTAAATGCA
AGGAGATTTTCAACCCTGCCGTCTAGAAGCTACTTGCTGAGATCTTCTTCAGTTGGGCCCATCTCCTCC
CCAGGCCTCTCTTCTGTTCCTGGGCTATGTCACACTTGGACTCTGCAGACACCTAATGCTCT

FLA316569 (K = G/T) (SEQ ID NO: 478)
CGTGGTAGGCATTACTGATGAATCATGGTGCTCTTTCTTCCAGAGACCAAACCTGGCCTCGGAATCCTT
CTTAACACAGATACTGCTTAACACAACCACTCTGAGCAGCTGTCATAAGTAGAAGTAATAGATACTAGA
AGAAATGTCTAAGCCTAATCTAGACCAAAATACGGCCTGATATAGATGCAAGCCAGAGGGGC
K
TTATGGTTAAATGCAAGGAGATTTTCAACCCTGCCGTCTAGAAGCTACTTGCTGAGATCTTCTTCAGTT
GGGCCCATCTCCTCCCCAGGCCTCTCTTCTGTTCCTGGGCTATGTCACACTTGGACTCTGCAGACACCT
AATGCTCTTGGGACCTGCTTTAGTTCTTGACCTCACCAACCGAGGAGGAATTGCTAGATGAG

FIG. 8L

FLA316607 (Y = C/T) (SEQ ID NO: 479)
TCCAGAGACCAAACCTGGCCTCGGAATCCTTCTTAACACAGATACTGCTTAACACAACCACTCTGAGCA
GCTGTCATAAGTAGAAGTAATAGATACTAGAAGAAATGTCTAAGCCTAATCTAGACCAAAATACGGCCT
GATATAGATGCAAGCCAGAGGGGCTTTATGGTTAAATGCAAGGAGATTTTCAACCCTGCCGT
Y
TAGAAGCTACTTGCTGAGATCTTCTTCAGTTGGGCCCATCTCCTCCCCAGGCCTCTCTTCTGTTCCTGG
GCTATGTCACACTTGGACTCTGCAGACACCTAATGCTCTTGGGACCTGCTTTAGTTCTTGACCTCACCA
ACCGAGGAGGAATTGCTAGATGAGATCCTTCCCCCGGAATTTCTCTCTTGAACCCCAGATGG

FLA316763 / SG13S32 (M = C/A) (SEQ ID NO: 480)
AGGGGCTTTATGGTTAAATGCAAGGAGATTTTCAACCCTGCCGTCTAGAAGCTACTTGCTGAGATCTTC
TTCAGTTGGGCCCATCTCCTCCCCAGGCCTCTCTTCTGTTCCTGGGCTATGTCACACTTGGACTCTGCA
GACACCTAATGCTCTTGGGACCTGCTTTAGTTCTTGACCTCACCAACCGAGGAGGAATTGCT
M
GATGAGATCCTTCCCCCGGAATTTCTCTCTTGAACCCCAGATGGTCCGTTGCCCCTTTCCAGAAGTTGC
TCCAGCCCTGTCCGCTTAGGAAGTTCAGTGTCATCCTTGATCCAGTGGGTAGGGAAGACATTCCATAAT
GAATGCCCCAGTCTGAGCTTCTTCCTTCAGGCTTCAGGCTGCCCTGCGAGGATTTTGCAGCT

FLA317496 (R = G/A) (SEQ ID NO: 481)
GAGTAGCTGAGACTACAGGTGTGCACTACCACACCCAGCTAATTTTTTGTATTTTTAGTAGAGATAGGG
TTTAGCTATGTTGGCCAGGCTGGTCTCGAACTGCTGAACTCAAGCAATCTGCCATCCCCGGCCTCCCAA
AGTACTGGGAGTATAGGCATAAGCCACCCATGATGCCCAGCCTGAATCTTGGTTTCTTCCCC
R
TTCATTTAAGCTATTACCTGGGCCTGAACTCAATGGCACCTGGCACCAACTGGCAACTGACTCTTGGTC
TTTTATTACCTACCTTCCCTAGCAGGCACTGGGTTGCTCCCTCTTCCTATCCCATGGAGTCCTGTCCTC
TGTTGGGGCTCCTACTGATCCTCTTGGCAATATGAAGTTCTCAGCTCAATGGTGGGTGGGCA

FLA317619 (R = G/A) (SEQ ID NO: 482)
TCCCCGGCCTCCCAAAGTACTGGGAGTATAGGCATAAGCCACCCATGATGCCCAGCCTGAATCTTGGTT
TCTTCCCCATTCATTTAAGCTATTACCTGGGCCTGAACTCAATGGCACCTGGCACCAACTGGCAACTGA
CTCTTGGTCTTTTATTACCTACCTTCCCTAGCAGGCACTGGGTTGCTCCCTCTTCCTATCCC
R
TGGAGTCCTGTCCTCTGTTGGGGCTCCTACTGATCCTCTTGGCAATATGAAGTTCTCAGCTCAATGGTG
GGTGGGCAATGACTGCCAACTCTTGAGGCCAATGAACTCAGGTTACCCCACTCCTCCTCCTCCTGAGTT
GCTCACTCACTCCTCATTCACTCAACATTGATTCAGTAGATATTTGCTACCTGCTCTGTGCC

FLA317620 (Y = C/T) (SEQ ID NO: 483)
CCCCGGCCTCCCAAAGTACTGGGAGTATAGGCATAAGCCACCCATGATGCCCAGCCTGAATCTTGGTTT
CTTCCCCATTCATTTAAGCTATTACCTGGGCCTGAACTCAATGGCACCTGGCACCAACTGGCAACTGAC
TCTTGGTCTTTTATTACCTACCTTCCCTAGCAGGCACTGGGTTGCTCCCTCTTCCTATCCCA
Y
GGAGTCCTGTCCTCTGTTGGGGCTCCTACTGATCCTCTTGGCAATATGAAGTTCTCAGCTCAATGGTGG
GTGGGCAATGACTGCCAACTCTTGAGGCCAATGAACTCAGGTTACCCCACTCCTCCTCCTCCTGAGTTG
CTCACTCACTCCTCATTCACTCAACATTGATTCAGTAGATATTTGCTACCTGCTCTGTGCCA

FLA317647 (Y = C/T) (SEQ ID NO: 484)
TAGGCATAAGCCACCCATGATGCCCAGCCTGAATCTTGGTTTCTTCCCCATTCATTTAAGCTATTACCT
GGGCCTGAACTCAATGGCACCTGGCACCAACTGGCAACTGACTCTTGGTCTTTTATTACCTACCTTCCC
TAGCAGGCACTGGGTTGCTCCCTCTTCCTATCCCATGGAGTCCTGTCCTCTGTTGGGGCTCC
Y
ACTGATCCTCTTGGCAATATGAAGTTCTCAGCTCAATGGTGGGTGGGCAATGACTGCCAACTCTTGAGG
CCAATGAACTCAGGTTACCCCACTCCTCCTCCTCCTGAGTTGCTCACTCACTCCTCATTCACTCAACAT
TGATTCAGTAGATATTTGCTACCTGCTCTGTGCCAGGTACCAGGTCAGTTGCTGAAGGAGTA

FLA317733 (W = T/A) (SEQ ID NO: 485)
CACCTGGCACCAACTGGCAACTGACTCTTGGTCTTTTATTACCTACCTTCCCTAGCAGGCACTGGGTTG
CTCCCTCTTCCTATCCCATGGAGTCCTGTCCTCTGTTGGGGCTCCTACTGATCCTCTTGGCAATATGAA
GTTCTCAGCTCAATGGTGGGTGGGCAATGACTGCCAACTCTTGAGGCCAATGAACTCAGGTT
W

FIG. 8M

CCCCACTCCTCCTCCTCCTGAGTTGCTCACTCACTCCTCATTCACTCAACATTGATTCAGTAGATATTT
GCTACCTGCTCTGTGCCAGGTACCAGGTCAGTTGCTGAAGGAGTAACAGTGAACATGACGGAGTCTTTG
TCCCCAAGGAGACCCAAGGTGTCTCCTAGAGCCAGGGGCACATTGCAAGACCAAATATATTC

FLA317744 (Y = C/T) (SEQ ID NO: 486)
AACTGGCAACTGACTCTTGGTCTTTTATTACCTACCTTCCCTAGCAGGCACTGGGTTGCTCCCTCTTCC
TATCCCATGGAGTCCTGTCCTCTGTTGGGGCTCCTACTGATCCTCTTGGCAATATGAAGTTCTCAGCTC
AATGGTGGGTGGGCAATGACTGCCAACTCTTGAGGCCAATGAACTCAGGTTACCCCACTCCT
Y
CTCCTCCTGAGTTGCTCACTCACTCCTCATTCACTCAACATTGATTCAGTAGATATTTGCTACCTGCTC
TGTGCCAGGTACCAGGTCAGTTGCTGAAGGAGTAACAGTGAACATGACGGAGTCTTTGTCCCCAAGGAG
ACCCAAGGTGTCTCCTAGAGCCAGGGGCACATTGCAAGACCAAATATATTCAACTTACCAAA

FLA317815 (R = G/A) (SEQ ID NO: 487)
TCCCATGGAGTCCTGTCCTCTGTTGGGGCTCCTACTGATCCTCTTGGCAATATGAAGTTCTCAGCTCAA
TGGTGGGTGGGCAATGACTGCCAACTCTTGAGGCCAATGAACTCAGGTTACCCCACTCCTCCTCCTCCT
GAGTTGCTCACTCACTCCTCATTCACTCAACATTGATTCAGTAGATATTTGCTACCTGCTCT
R
TGCCAGGTACCAGGTCAGTTGCTGAAGGAGTAACAGTGAACATGACGGAGTCTTTGTCCCCAAGGAGAC
CCAAGGTGTCTCCTAGAGCCAGGGGCACATTGCAAGACCAAATATATTCAACTTACCAAAATAATCATA
GACCTAGTTCTCAAAAAGCAAGAAGACTGATTCCTCGTTGTCATTTCTCCTCCTCAGCATCA

FLA318219 (W = T/A) (SEQ ID NO: 488)
TTTTAGAGTCTGTGGGCCCCTCCAAGTGTGGAGTATGGTGTTACTTCACCAGAGTTTGAGGAGAAACAT
TCTTCTTTTGGAAGGCCGGGGAGCATAGATGGATATCAAGGCTGCTGTTTCTAAAAGCGAAACCCACCA
AACAACAGTATTAGAATCATCTGTGGTGCTTATTAAAGATACAGATTCCTGGGCCCCATCCC
W
GACTTATGAATCAGAATCTCTGCCAGAGGAAGCCTGAGAATTTGCATTCTCAGATGATTCTGCATTCTC
AGATAACACATTCTTTAGGTGATTCTTACACACACTGGAGTTTGGGAATCGCTGAAGGCTGTTCACTTC
TCTTTTCTGAGAAATGATTCATTCATTTCAGAAATATTTGCAGAGGTCCTTATTTATTGGAG

FLA319969 (K = G/T) (SEQ ID NO: 489)
GGTGGCCTCATTCGTGTGATAAATCTGAGCCACCACGATATTTGACTTTTCACAATTTAATTTATCTGA
ACCCTCTATTCTCTGGCTAAAAAATATCCCTTACTTGGACTTCTTTATTTTATTTTCAATTCCCTTACC
AGCACTAGCAGGGGACTCTGTACTCATCTGCTGGCGCTGCCATAACAAAGCACTGCAGCCTG
K
GGGGCTCAAACCACAGAATTTATTCTCTCACAGTCCTAGAGGCTAGAAGTCCAAGATCAAAGTGTGGGC
AGGGTCGGTTTCTCCTGCAGCCTCTCTCCTTGGCTTATAGAGTGCCACCTTCTACCTGTGTCTTCACAT
CATCACCTCACTGAGCATGTCTGTGTCCAAATCTCCCCTTCTTATAAGACCCCAGTCATACT

FLA320261 (R = G/A) (SEQ ID NO: 490)
TCTCTCCTTGGCTTATAGAGTGCCACCTTCTACCTGTGTCTTCACATCATCACCTCACTGAGCATGTCT
GTGTCCAAATCTCCCCTTCTTATAAGACCCCAGTCATACTGGATGAGGATCCACCCATATGAGTTCATT
TTACCTTAATTATCTCTTTAAACACCCTGTCTCCAAATACAGTCCCATTCTGAGGAACTGAG
R
GTAAAGATTCAACATATGAATTTTGGAAGGGACCTAATTCAGCCCACAACACCCTCTTTTGGGATGTTT
ATTTTCCCCCTTAAGGAGCTAGTTAGGATGTCTTATCTCATGAACATGACTGTGAACAGGAAAACAGGG
AGAGAATGAAGCTGGCCAAGGAACAGGGCTGGTGTCAGCTAGCAGTGCTTTTCTGATGTGAG

FLA320393 / SG13S42 (R = G/A) (SEQ ID NO: 491)
TTCATTTTACCTTAATTATCTCTTTAAACACCCTGTCTCCAAATACAGTCCCATTCTGAGGAACTGAGA
GTAAAGATTCAACATATGAATTTTGGAAGGGACCTAATTCAGCCCACAACACCCTCTTTTGGGATGTTT
ATTTTCCCCCTTAAGGAGCTAGTTAGGATGTCTTATCTCATGAACATGACTGTGAACAGGAA
R
ACAGGGAGAGAATGAAGCTGGCCAAGGAACAGGGCTGGTGTCAGCTAGCAGTGCTTTTCTGATGTGAGT
GGGTCCCACAGGGAGCTTGTTAAAATGCAGATTCTGATTCATTAGGTTCCAGAGGGACCTGAGATTTCC
CATTTCTGACAAGTTTCCAGTGTGGGGGCTGATGCTGCTGGTCCACGGACCATACTTTGAGT

FLA320595 (K = G/T) (SEQ ID NO: 492)
CAGGGAGAGAATGAAGCTGGCCAAGGAACAGGGCTGGTGTCAGCTAGCAGTGCTTTTCTGATGTGAGTG
GGTCCCACAGGGAGCTTGTTAAAATGCAGATTCTGATTCATTAGGTTCCAGAGGGACCTGAGATTTCCC
ATTTCTGACAAGTTTCCAGTGTGGGGGCTGATGCTGCTGGTCCACGGACCATACTTTGAGTA

FIG. 8N

K
CAAGGAGCTTGATACATAATGGCTGAGTGACTTTCAGACTCCTGCTGTAGAAAAATTATGAGTTGGCTG
GGCGTGGTGGCTCACGCCTGTAATCCCAGCACTTTGGGAGGCCGAGGTGGGCAGATCACCTGAGGTCAG
GAGTTCGAGACCAGCCTGGCCAACATGGTGAAACACCATCTCTACCAAAAATACAAAAATTA

FLA321774 (Y = C/T) (SEQ ID NO: 493)
TCACTTAAGCCCAGAAGACTGAGGTTGCAGTGAGCCGAGATTGCACCACTGCACTCCAGCTTGGGCTAC
AGAGTGAGACTCTATCTCAAAAACAAAGAAACAAACAACAACAATAACAACAAAAACCAAGTCTCTCCC
TCCACTCAAAAATGCAAGGGCCTGTCTCCCATTGCTGGGTGCCCAGGTCTCATGAATGTAGA
Y
ATGAATTATTCCAGTCAGCCTCAGGAGAATAGAATGAGCCCTCAGATGCCGAAGCACCTTTCAGATTCC
ACCGGTTTTATCGGCTCATTTAAACTTCACTTCTAACACAGTCCTGCATTACACACGTGTCTGTCGTTA
TGGGCAGCTGCAGAGAGGGTCTTAATGGTCCTAATGCTCAGTGAGGATGCCCAATGGTCAAC

FLA321966 (R = G/A) (SEQ ID NO: 494)
AATGTAGATATGAATTATTCCAGTCAGCCTCAGGAGAATAGAATGAGCCCTCAGATGCCGAAGCACCTT
TCAGATTCCACCGGTTTTATCGGCTCATTTAAACTTCACTTCTAACACAGTCCTGCATTACACACGTGT
CTGTCGTTATGGGCAGCTGCAGAGAGGGTCTTAATGGTCCTAATGCTCAGTGAGGATGCCCA
R
TGGTCAACAGAACCTGCCATCTTCAGGCCATCAAGGAGCTCTGGAGTTAAGGAAATCATGAGAGCACAG
AGGGGCGGGTACAGCAGAGCCCTCGTGGTAATGGGTTTTGAGGTCTAGGCTCTCTTCACTTGGGTTTGA
AATAAGTTCAATGACTAGTAATAGCTGAGACACTTCTACCCTTCAAATGAAGTAAATGGGAA

FLA322025 (W = T/A) (SEQ ID NO: 495)
GAAGCACCTTTCAGATTCCACCGGTTTTATCGGCTCATTTAAACTTCACTTCTAACACAGTCCTGCATT
ACACACGTGTCTGTCGTTATGGGCAGCTGCAGAGAGGGTCTTAATGGTCCTAATGCTCAGTGAGGATGC
CCAATGGTCAACAGAACCTGCCATCTTCAGGCCATCAAGGAGCTCTGGAGTTAAGGAAATCA
W
GAGAGCACAGAGGGGCGGGTACAGCAGAGCCCTCGTGGTAATGGGTTTTGAGGTCTAGGCTCTCTTCAC
TTGGGTTTGAAATAAGTTCAATGACTAGTAATAGCTGAGACACTTCTACCCTTCAAATGAAGTAAATGG
GAAAATGGAGCATTGTTGAGTCCAGGGAGCTATAATTTAAACCCCATATATCTAAAAGGGGT

FLA322093 (R = G/A) (SEQ ID NO: 496)
TACACACGTGTCTGTCGTTATGGGCAGCTGCAGAGAGGGTCTTAATGGTCCTAATGCTCAGTGAGGATG
CCCAATGGTCAACAGAACCTGCCATCTTCAGGCCATCAAGGAGCTCTGGAGTTAAGGAAATCATGAGAG
CACAGAGGGGCGGGTACAGCAGAGCCCTCGTGGTAATGGGTTTTGAGGTCTAGGCTCTCTTC
R
CTTGGGTTTGAAATAAGTTCAATGACTAGTAATAGCTGAGACACTTCTACCCTTCAAATGAAGTAAATG
GGAAAATGGAGCATTGTTGAGTCCAGGGAGCTATAATTTAAACCCCATATATCTAAAAGGGGTAACATT
TTTGTGTGTGTGAAATTGGTGTCATTCGCACTGCATCTACAGTTTTCTTTTTCCTTCTCTTC

FLA323013 (R = G/A) (SEQ ID NO: 497)
ATTTATCTCTATACCCACAAACGACTAGTTTGTTTTCCTCAAACTAAATGATAATATTAAAAATACACA
TCCTGGCCAGGTGTGGTGGCTCATACCTGTAATCCCAGCACTTTGGGAGGCCGAGGCAGGTGGATCACT
TGAGGTCAGGAATTAAGACCAGCCTGGCCAATATGGTGAAAGCCTGTCTGTACTAAAAATAC
R
AAAATTAGCCAGGTATGCTGGTGGATGCTTATAATCCCAGCTACTTGGGAGGTTGAGGCAGGAGAATTG
CTTGAACCCGGGAGGTAGAGGTTGCAGTGAGCCAAGATCATGCCACTGCACTCCAGCTTGGGCAACAGA
GTGAGACTCCATCTCAAATTAAAAAAAATACACATCTGGCTTCTGGAAAAATTACTTGAAGA

FLA323316 / SG13S34 (K = G/T) (SEQ ID NO: 498)
AAGATCATGCCACTGCACTCCAGCTTGGGCAACAGAGTGAGACTCCATCTCAAATTAAAAAAAATACAC
ATCTGGCTTCTGGAAAAATTACTTGAAGATCTTTTATGACATCCATCCCTCTTCACACAGCCATGTGAA
TTAGGTTGGTATCTTCATATACTAGCATCGTGCCCAGCACTTCCATGTTATACAGTTTAAAA
K
GTTCTGTAATTCCCTGTGGGAACCTAAGATAATGCGAGGACCGTCATACGTGCCCCCAAATATTGGCAA
ACCAATGAATAAATGAATGAATGAGTTTATGAATCGCTAACTGGCTGTATTTAATGAAGTATGTGTGTT
GAGCCATTTCCCACAGTGTGGACAGATTTGTCCCACAATATGGGCCTCTTCCCAAAGGCCCT

FLA323366 (R = G/A) (SEQ ID NO: 499)

FIG. 8O

CAAATTAAAAAAAATACACATCTGGCTTCTGGAAAAATTACTTGAAGATCTTTTATGACATCCATCCCT
CTTCACACAGCCATGTGAATTAGGTTGGTATCTTCATATACTAGCATCGTGCCCAGCACTTCCATGTTA
TACAGTTTAAAATGTTCTGTAATTCCCTGTGGGAACCTAAGATAATGCGAGGACCGTCATAC
R
TGCCCCCAAATATTGGCAAACCAATGAATAAATGAATGAATGAGTTTATGAATCGCTAACTGGCTGTAT
TTAATGAAGTATGTGTGTTGAGCCATTTCCCACAGTGTGGACAGATTTGTCCCACAATATGGGCCTCTT
CCCAAAGGCCCTACCACCTAATGCCATCACACTGGGGATTTGATTTCAACATGTGAATTTGG

FLA324591 (R = G/A) (SEQ ID NO: 500)
GTGATACTTTATTATGTGTGTGGATTGTGTAATGATGAAGTCAGGGCATTTAGGGTCTTCATCACCTTG
ATTATCATTTCTATGTGTTGAGAACATTTCAAGTTCTCAGTTCCAGCTATTTTGAAATAGACAGTCCAT
TTTGTTAGCTACAGTCACCCAACCCGGCTGTCAGACATTGGAACTTACTCCTATTGAACTGT
R
TATTTGTACCCATTCACCAAACTCTCTTTGGGCTTTCAGTTTTACAACTGGGATGATCCTGGGAAAACT
AAAGTAAATCAGACACCCGACGTGTGAGCTAGGTTATAATATGCCCAGTGGACCCTGGGGACATCTTAG
CTTTCAGAGGTCATGCTGTCCAAGCTGACTGTGGGGCTTCCAGAAGGTGGGGAGAGGAAATG

FLA324601 (Y = C/T) (SEQ ID NO: 501)
ATTATGTGTGTGGATTGTGTAATGATGAAGTCAGGGCATTTAGGGTCTTCATCACCTTGATTATCATTT
CTATGTGTTGAGAACATTTCAAGTTCTCAGTTCCAGCTATTTTGAAATAGACAGTCCATTTTGTTAGCT
ACAGTCACCCAACCCGGCTGTCAGACATTGGAACTTACTCCTATTGAACTGTGTATTTGTAC
Y
CATTCACCAAACTCTCTTTGGGCTTTCAGTTTTACAACTGGGATGATCCTGGGAAAACTAAAGTAAATC
AGACACCCGACGTGTGAGCTAGGTTATAATATGCCCAGTGGACCCTGGGGACATCTTAGCTTTCAGAGG
TCATGCTGTCCAAGCTGACTGTGGGGCTTCCAGAAGGTGGGGAGAGGAAATGATGCAATGGC

FLA324849 (S = G/C) (SEQ ID NO: 502)
CCTGGGAAAACTAAAGTAAATCAGACACCCGACGTGTGAGCTAGGTTATAATATGCCCAGTGGACCCTG
GGGACATCTTAGCTTTCAGAGGTCATGCTGTCCAAGCTGACTGTGGGGCTTCCAGAAGGTGGGGAGAGG
AAATGATGCAATGGCCCATCAGAGGCACTACTTGGGGCCTGGGGCCAGAGTGCATGTCTAAG
S
CATTAAGGGGAGGGGAGAGCAGCCTTCATAATTATGAAGAGGAGTCTCAGGTGCACAGCTTCTGATGAG
GGACAGCTTCTAATTGAAGACAGCATTGTGTAATGCTCAAACTCCCTGTCTTCAGAGTGCCTGCTGTAT
CCCACCATCAGTTCTGTGACTTCTCCCTAAGCCTCAATTTTGCATGTGTTACATTGGGATAA

FLA325369 (Y = C/T) (SEQ ID NO: 503)
TTCCTGCATAGCAAATTCTTGCAAATGTAGGGACTCAAAACAATATAAATTTATTATCTGACAGTTTTT
CTGGGTCAGAGGTCTTACTAGGCTGTAATCAGAGGGCAACCAAAGCTGTGATCTCAGCTGAAGCTCAGG
ATTCTCTTCCAAGCTCACTGGTTGTTGGCAGAATTCAGTTCTTTCCAGTTGGAAGACTAAAG
Y
CTACAGTCTTCAGTCTCTAGAAGCCTTTTCTCTGGCACAGGTTTCTCTACAACATGGCCATTTATGTCT
TTAAGGCCAATAGGAGAACATGATTAGCATATTTTTTTTAAGTGAACTTTAGACCCTTTTTTAAAGGCC
TATCTGATTAGGCCAGGCCCAAGTGAGCTTTAAGTCAACTGATTAGAGATCTTAATTACATC

FLA326187 (R = G/A) (SEQ ID NO: 504)
CTGGGATTACAGACACACACTGCCACGCCTGGCTAATTTTTGTATTTTTAGTAGAGACGAGGTTTTGCC
ATGTTGGCCAGGCTGGTCTTGAACTCCTGACCTCAAGTGATCCGCCCACCTCAGCCTCCCAAAGTGCTG
GGATTACAGACGTGAGCCACCATTAACCATTTTTCTATCTCCTGTGGGAAAGGGCACAGTGA
R
AGAACAGATGAAGCTGAGACATACAAGTGAACTCCTCCCTCCTCTCCATTTAGACTAAAATAGGATTAT
TCATACTGAGATTCTCCCTGGTTGCAAAGAGATAATCTGTGCAACTGGGTTTTTACAATTATCCCTACC
CTATGCTTTCCTCATCTGTCTTCCTCGTAGTCAGCTCAGGCTGCTATAACAAAACACCATAA

FLA326657 (R = G/A) (SEQ ID NO: 505)
CTGGCAGATTCGGTGTCTAATGAGGTCCTGCTTTCCAGTTTATAGACAGTGCCTTATCGCTACCGCCTT
ACACAGTGGAAGGAGAGGACGAGAAGCTCCTTGGGCTTTTTTTTGTTTCTTTCTTTCTCTCTCTCTCTC
TTTTTTTTTTTTTTAATAAGGTCACTATCTTAGTCCATTTTGTGTTGCTAAAAGGAACATCT
R
AGGTTGAGTAATTTATTTTATTTTAAAAAGTGGCCAGGCATGGAGGCTTATCCTGTAACCCTAATCCTT
TAGGAGGCCAAAACAGCAGGATTGTTTGAGGCCAGGAGTTCAAGACCAGCCTAGGCAAGATAGTGAGAC
CCCATCTACCCCATCTCTACTAAAATTTTAAAAAATTAGCTGTGTGTTGTAAAGTGTGCTTG

FIG. 8P

FLA327265 (Y = C/T) (SEQ ID NO: 506)
TCATGGGGGAAGACGAAGGAGAGCTGGCACGTGCAGATATCACGTGTTGAGGGCAGAAGCGAGAGAGAG
AGGGGAGAGATGCCAGGCTCTTTTTAACAACCAGCACTGGGGAAACTAATAGAGTGAGAGCTCACTGAC
TCCTGAGGGAGGACATTAATCTATTGATGAGCGACCTGCCTCCATGACCCAAACACCTCCAA
Y
GATACCCCACCTCCAACACTGCCACACTAGGGATTAACTTTCAACTTGAGATTTAGAGGGGGGAAACTT
ACAAACTATCGCAGGCACTAATACCACTCATGAGGGCTCCACCTTCATGACCTAATCACTTCCTAAAGG
CCTTACCTCTTAATCTCATCACATTGAGGATTCGATTTCAACTTGAATTTTGGGGGGACACC

FLA328964 (Y = C/T) (SEQ ID NO: 507)
AACCTGTCTTAAAACATGAAAGTTCCTTAGTGCTACCCCCAGAGGTATGATTTGGTAGGTCAAGGATAG
GGCCTGGAAATTCACATTCTTGTTAAGATGTTCTTCATCCGGGGTTTGTTGACCACCTTTTCAGAAGAT
TTTTGCTCTGTAGCTGTACTACCCAATGCAGTAGTTCGTAGTCAGTGTGGCTCCTGAGCCCT
Y
GAAGTGTAGCTCCTCTGAACTGAGACGTGCTGTAAATGTAAATTGCACACCGGAGTTTGAAGAGTTAAT
ACAAAGAAAAAGGAATGCAAAACATCTCATTAATAATGCTTTACACTGATTACATATTGAAATGGTAAT
CTTGTAGATATAGTGCGTTAAATAAAATATACTGTTAGGCTTAATTTCACGTCTTTATACTT

FLA330265 (Y = C/T) (SEQ ID NO: 508)
ATTCAGCCAATCAACAAGAGGGCAAAAGAACAAACATTTGATGTGTAATTACTTAATTTAGTGCATATG
CATTTGGGTCCTCAATGTCAGCACTATGGCAACCAGAACATGGCCACAATAACTGTCTGGAAATGTCTA
TTCTTACCTGGACCCAGCAGGCCATGCCCCACTGATTATATAATCTCCCTCTCTCCTTGTTA
Y
GGTCTGAATGCTTGCATCCCTCAAAAATTCATGTGTTGAAATCCTAACCCCCAAGGTGATGATATTAGG
AGGTCGGCCTTTTGAGAGGTAATTAGGTCATGAAGACAGCATCCTCATGAATGGGATTAGTGTCCTTAT
AAAATAGGCCCAAGGGAGCTCATTCACTTTGTCCACCATGTGAGAACACAGCGAGAGGGCAC

FLA330455 (Y = C/T) (SEQ ID NO: 509)
CTCCTTGTTACGGTCTGAATGCTTGCATCCCTCAAAAATTCATGTGTTGAAATCCTAACCCCCAAGGTG
ATGATATTAGGAGGTCGGCCTTTTGAGAGGTAATTAGGTCATGAAGACAGCATCCTCATGAATGGGATT
AGTGTCCTTATAAAATAGGCCCAAGGGAGCTCATTCACTTTGTCCACCATGTGAGAACACAG
Y
GAGAGGGCACCATTTATGCACCAGGAAATGGGCCTTTTCCAGACAATCTGTCGGTGCCTGGATCTTGGA
CTTCACAGCCTCTAGAACTGTGAGAAATTAATTTGTTTTTTATAAGCCACCAAATCTATGGTTTTTTTT
ATAGAAACCGTAATGGACTAAAACACTCCCTAATTATATTTAAACTTATCAGTGCACTGGGC

FLA331234 (R = G/A) (SEQ ID NO: 510)
GACAGGTAGGCAAAGGAGGTGGGTTGCAGGGGAGTTGAGGGTTGCCTGTGTACTTTTCTAGACTGTTCC
ACTTCACATCAGTGAAATATTCCCAATTGATACTATCATGAAACAAAGCAAATGAAATGCTGAGCACGG
AGCTTCGTCTTGATGAAATGCTGAAAGAAAAGAAAGGAAAAATAAAGTAGCCATTATTTTTG
R
CCCTTCCTCCCACCCCCATGTTTACTACTCTTATTTCTCTTTTGTATTGTTGTGTTGGAAGCACAGCAT
CAGAAAAACTCCCAGTTTTGAGAGATAACTCAGTGTTTAGTTCACTTAAACCTGAGAAAGGAGAAGAGG
ATGCCACCGTGAGGTCCAGGACGTAAAGAGGAAAAAAACAGACAAAAAAATCCATATGAAAT

FLA331374 (Y = C/T) (SEQ ID NO: 511)
GCTTCGTCTTGATGAAATGCTGAAAGAAAAGAAAGGAAAAATAAAGTAGCCATTATTTTTGCCCTTCCT
CCCACCCCCATGTTTACTACTCTTATTTCTCTTTTGTATTGTTGTGTTGGAAGCACAGCATCAGAAAAA
CTCCCAGTTTTGAGAGATAACTCAGTGTTTAGTTCACTTAAACCTGAGAAAGGAGAAGAGGA
Y
GCCACCGTGAGGTCCAGGACGTAAAGAGGAAAAAAACAGACAAAAAAATCCATATGAAATGAAAATGTG
AAAGAGGCGCTTTCGAGCAGATGAGTGTTGTAGATTACAGTGTTGAGAGCTGTTTGTGTCCAGAGCTGC
TTGCTGCACCTGGCGGGATAAACACTGGTCTAACAGAGGATCCTTGTTTCAAGGAGGCTGCC

FLA331395 (R = G/A) (SEQ ID NO: 512)
GAAAGAAAAGAAAGGAAAAATAAAGTAGCCATTATTTTTGCCCTTCCTCCCACCCCCATGTTTACTACT
CTTATTTCTCTTTTGTATTGTTGTGTTGGAAGCACAGCATCAGAAAAACTCCCAGTTTTGAGAGATAAC
TCAGTGTTTAGTTCACTTAAACCTGAGAAAGGAGAAGAGGATGCCACCGTGAGGTCCAGGAC
R
TAAAGAGGAAAAAAACAGACAAAAAAATCCATATGAAATGAAAATGTGAAAGAGGCGCTTTCGAGCAGA
TGAGTGTTGTAGATTACAGTGTTGAGAGCTGTTTGTGTCCAGAGCTGCTTGCTGCACCTGGCGGGATAA
ACACTGGTCTAACAGAGGATCCTTGTTTCAAGGAGGCTGCCTTTTATTTGGGGGGACAAAAT

FIG. 8Q

FLA331473 (R = G/A) (SEQ ID NO: 513)
CTTTTGTATTGTTGTGTTGGAAGCACAGCATCAGAAAAACTCCCAGTTTTGAGAGATAACTCAGTGTTT
AGTTCACTTAAACCTGAGAAAGGAGAAGAGGATGCCACCGTGAGGTCCAGGACGTAAAGAGGAAAAAAA
CAGACAAAAAAATCCATATGAAATGAAAATGTGAAAGAGGCGCTTTCGAGCAGATGAGTGTT
R
TAGATTACAGTGTTGAGAGCTGTTTGTGTCCAGAGCTGCTTGCTGCACCTGGCGGGATAAACACTGGTC
TAACAGAGGATCCTTGTTTCAAGGAGGCTGCCTTTTATTTGGGGGGACAAAATTGTTCTTGAAAGCTGC
TCAGTGGTTCAAGCTACAGCATGGTGGACTAGCAGAATGGACTCCAGGGCCTCCGAGGAGAC

FLA331517 (Y = C/T) (SEQ ID NO: 514)
AGTTTTGAGAGATAACTCAGTGTTTAGTTCACTTAAACCTGAGAAAGGAGAAGAGGATGCCACCGTGAG
GTCCAGGACGTAAAGAGGAAAAAAACAGACAAAAAAATCCATATGAAATGAAAATGTGAAAGAGGCGCT
TTCGAGCAGATGAGTGTTGTAGATTACAGTGTTGAGAGCTGTTTGTGTCCAGAGCTGCTTGC
Y
GCACCTGGCGGGATAAACACTGGTCTAACAGAGGATCCTTGTTTCAAGGAGGCTGCCTTTTATTTGGGG
GGACAAAATTGTTCTTGAAAGCTGCTCAGTGGTTCAAGCTACAGCATGGTGGACTAGCAGAATGGACTC
CAGGGCCTCCGAGGAGACAGTGACTGCTGCCAGAAATAGTCAAGGATAGAAAGGAAGGACTT

FLA331526 (Y = C/T) (SEQ ID NO: 515)
AGATAACTCAGTGTTTAGTTCACTTAAACCTGAGAAAGGAGAAGAGGATGCCACCGTGAGGTCCAGGAC
GTAAAGAGGAAAAAAACAGACAAAAAAATCCATATGAAATGAAAATGTGAAAGAGGCGCTTTCGAGCAG
ATGAGTGTTGTAGATTACAGTGTTGAGAGCTGTTTGTGTCCAGAGCTGCTTGCTGCACCTGG
Y
GGGATAAACACTGGTCTAACAGAGGATCCTTGTTTCAAGGAGGCTGCCTTTTATTTGGGGGGACAAAAT
TGTTCTTGAAAGCTGCTCAGTGGTTCAAGCTACAGCATGGTGGACTAGCAGAATGGACTCCAGGGCCTC
CGAGGAGACAGTGACTGCTGCCAGAAATAGTCAAGGATAGAAAGGAAGGACTTCACTGAGGC

FLA331651 (S = G/C) (SEQ ID NO: 516)
CGCTTTCGAGCAGATGAGTGTTGTAGATTACAGTGTTGAGAGCTGTTTGTGTCCAGAGCTGCTTGCTGC
ACCTGGCGGGATAAACACTGGTCTAACAGAGGATCCTTGTTTCAAGGAGGCTGCCTTTTATTTGGGGGG
ACAAAATTGTTCTTGAAAGCTGCTCAGTGGTTCAAGCTACAGCATGGTGGACTAGCAGAATG
S
ACTCCAGGGCCTCCGAGGAGACAGTGACTGCTGCCAGAAATAGTCAAGGATAGAAAGGAAGGACTTCAC
TGAGGCCTGGGAGAAGATTATGGAATGGGACTGACAGCAGTGACGGGGAGTAAAAGGGGGTGTCTGGGG
GAATTGTGCCCCATGGTGAGAGCTAGAGGGTTCACAAAGACTTAACCCGACGCATCTCTCTC

FLA331841 (R = G/A) (SEQ ID NO: 517)
TAGCAGAATGGACTCCAGGGCCTCCGAGGAGACAGTGACTGCTGCCAGAAATAGTCAAGGATAGAAAGG
AAGGACTTCACTGAGGCCTGGGAGAAGATTATGGAATGGGACTGACAGCAGTGACGGGGAGTAAAAGGG
GGTGTCTGGGGGAATTGTGCCCCATGGTGAGAGCTAGAGGGTTCACAAAGACTTAACCCGAC
R
CATCTCTCTCACCCTGGAGATTGGGCCCGTTCAATCTAACTGGATGGCTATAATTTAAAAGGTTTAGGT
ATTATGACAAACATGGATATATTAGGTGATAGCAATGCAAAATGCATATGGCTTCTTGATATAAAACAC
AAGACTTGAAAGCAGCATCTTTGGCTGGGTACTACAGCCACCCTCCTCTGTCACTAAGGGAG

SG13S86 (R= G/A) (SEQ ID NO: 518)
CAGCAACATATCTGTGTGCCTGTCTGGGTTGTAAAAAGGGTCAAAGATCAATGCAGCAGGCAGCTACAT
GCTGGCAAAAGCCAGAGGCAGCTGGTCTGTTTGCCTGTGCCAGGAAACCACTGGGAATGGGGTTGTGTG
TTATTCTAGGAGAAAGTCGTCCCAGCAGCAGCTTCTCCAGGGGCATCCAAGAGCACTGAAAA
R
GGTTGCAAGATGACCCATGAGGCTGCAGGAAGAAAAGAACATGCATTTAATCTTGCTATCTGAAAAGTA
AGACATGAAGCTTTCCTCATTTTTAATATACACATGGACAGTAGTATGTGTATATAGTTTATATGCAAA
TATACTTGTTATAAGGTTGCATGCTCAAAATTTTTGGTTCATGGGGTGTGGGATCATAAATG

SNP13B_R1028729 (Y=C/T) (SEQ ID NO: 519)
CTACAAAAATTACCATCATATGCTGTCATGCATGTCTGCCAGTCTATTTATCATATTATTTAAGAAACA
AACATTTATTGAAGATTTATCATGTGCTCAGCACTGCCAAAGAGGAAATAAAGAGCATAATATCTATTC
TTAGAAAATAACATTAACACAAATAGAAAACAAGAAACCATAATGTTAAAAATATTACATAG
Y

FIG. 8R

AACACAGAAAGACAATGTATAATTATACATACGCACTAAAGCAAAGATAACATAATTTATAAATTATGA
GGTACAGAATAGTTAGATTCTGAAAATTAAAATAATCAGGAAAAACTTCATGAAGATGAGATCTGGGCT
GGATCCCAAAGGATAGGCAGGTGGATCATGTAGAACAGGGGAAAGGAGTTCCTGATCGGGGA

SNP13B_Y1323898 (R=G/A) (SEQ ID NO: 520)
GAAACTAAAGAAAGCCACAAAAGTTCACCTCAATGCCAAGACATTTCTTGATTTTTGAAAACCCAGTTG
TCGAACCACCCATCTATAGAAACTTGAAAGACTAAAAACTATCTTACTCTAAACATTTTCTAGGAAGTT
GATTCTACAACACATTTTGGTTTTCCAATTTGGCTTCTAATAATTATTTCAAAGTTTCTGTG
R
CCTAAATTTTGTTTTACATTGATCCTTTGAATGGACTACTGTTTCCACATTTTAGAACATTTAAAAAGA
TATCTACAACCCGAGTCTAATCATAAAAAAAATCAGACAGATCCAAAATGTGGAACATTCCACTAAAAA
AGGAGTGGGGAGAGGTCTTTATTCTTCCAAAAATATCAATGCCATAAAAGACAAAGACGGCT

SNP13B_K912392 (Y=T/C) (SEQ ID NO: 521)
TGTGGTATGAGGTAAGGATCCATTTTTTTCCCATTTGCATAGCCAGTTTTTGTAGCTCCACTTTATTTT
CTCACTTGATCTGCCATGCCACCTCTAGCATGTATCAACATATCATGTATGTGTGCAGCTGTTCCTTAA
CTCTCAATTTTATTCTCTTGGTTACTTTGTCTAACCCAGCACTCATACTTTTTAAATTATTA
Y
GGCTACCTTGTAGGGCAAGAATCCTCACTTTTATTCAACTTCTTTTGAAGTGTCTTGATGCATATTTTT
TCTGATCTTACTTGGCCATATATATTTTGGGGACAGATGTGACATCATACCAAGCTTTCTTTGCTTGAC
ATTGTAGATATTTTCTTATTCATTAATGTGCTAAAAATTTTGAGTTTGGTCATACAGTCTTT

SNP13B_R1556428 / DG00AAFQR (R=G/A) (SEQ ID NO: 522)
GAGATTATATCCCACCTACCACTGCAGCTCCAGGATCCAGCTTCACAAACATTTGTTGAATGAATGAAT
AAGAAAAGAGGACACCCCCAAAGAGGCTGCAAGGGAAAAAGCTACAAAGACAGAAGCACCAGGAAAAAG
TAGGGTCATGTAAGTCAAAGCAGGAAAAAAGTTCCATGGTGGGGTGGTCAGCAGTGTCTAAT
R
CCACGAAGGCACAAAGTAGGATAAAGGTTAAAAATCAGCCTTTGGTTTTGGCAAATATGAAGCTTATCG
GTAGCCTTAGCGAGAACAATTCCATCAGGGAGCAGAAGCTAACTGCAGTGGGTTGAGTCATCAAGCAGG
CATAAGGAAGTAGGGATACCCCATTATAAGCTACTCTTTCAAGAAGCTCAAATCTGAAGGTT

DG00AAFIV (W=T/A) (SEQ ID NO: 523)
TATAAATGATCATTATGTTCATATTCACACATACAATAATGTACTCAAGTTTATTGCTAAGGTAATTCA
GAATCTCCTTATTTTGAAGTGTGCATTTGATATACCTGTTTGGGAATAACTAGTTTCTTATCTTTGACA
GAAAATAATTTTGTTGTTTTGTTTTTACTAAAAAAGCATGGTGAAAAATGGCTCCATTTCTA
W
GAGAGGTAACTAAAATATCGCAATTTGCTGGGTGTCATTAAAGTAACTCACAAGGGAAAAAATGCAAAT
TGGTATCTGCTGATGGAGTAAATCTCCGCAGAAGTGATGACCCTGAAAGGATCAATATATTAAAGCCCC
TCCCAGCTGGTCATTCCAGATTGCAACAATAAAGCATTAAGTGTTAAAACCTCAAGGCAGCT

DG00AAFJT (M=C/A) (SEQ ID NO: 524)
ATCTTCAGAAATTGTAATGATGAAAGAGTGCAAGCTCTCACTTCCCCTTCCTGTACAGGGCAGGTTGTG
CAGCTGGAGGCAGAGCAGTCCTCTCTGGGGAGCCTGAAGCAAACATGGATCAAGAAACTGTAGGCAATG
TTGTCCTGTTGGCCATCGTCACCCTCATCAGCGTGGTCCAGAATGGTAAGGAAAGCCCTTCA
M
TCAGGGAAGAACAGAAGGGGAGATTTTCTTTGATGGTTGTTTGGAAGTCAGGCTTAAACAATTGTGTCT
GTGTGTGCGCATGCACAAACACTTTTACCTTATCTTTATTTTCTTCTTTTTATTTGAATGTATAGGGTT
GTGTGTATTTCTGTGTAAATTTGGGGTTTTCCTCCTCTTAGTCTTTCACTTTTGTGGTGATT

DG00AAHII (R=G/A) (SEQ ID NO: 525)
AATTTTGGAAGCATTTTTCATATGCAGTGTATACTTCAGAAAGAGAGAGAGAGAGAGGAAAATTGTCCT
GTTCAGCGTTTGCATTTCCATTATTCCTGCTATTAGTTAAAAACAACAACAACAACAAAAAACAAGCAG
GATACCTAGATCTGGAAAAGGGAGAATTGTGTAGAGCTGTCTTCCTAAAGTTCTGAGTTAGG
R
CTGCCTCAGACCACTTTCATAACTATCTCCAGTGGCTTTGTGTTTTATATTTATTAAGATAGAGAAAAA
AAGAGTAATTACTAAGGGCAGCTGCTGTAGCTTTATGGTGATTACTGAACATTGACATGCTGTCACGTT
TTTGGAACTTTGAGTATTTAATCACTTTGGGATATTCTATTTTCCCCCATCTTGAGTGTGGA

DG00AAHID (W=T/A) (SEQ ID NO: 526)
ACAGTTGTCCTGCCTGTGTTCAGGAAGGGAGTTTCTGTGGTCCCTTTGAAACCACAGAAGAGCCCCTCG
TATAGCTCTCAATGGAGGGGGCAAAACATTCAAATAACTCAGGAGATAACACAACTATTTGTTTTTAAC
TGTGAGTTTTTAGGCAATCACAAAGATCCAGATGTATGTCCAAGCCTCTCTTTGCAATTCTA

FIG. 8S

W
TTAACCTCAATGTTGCAACCATAGACCTACCTTACAGAGTTCAAAAAAATATGCAAAAACCCTGCCTTT
CTTCTTCCTCATACCCCAAAATGCCATTCTGAACATTTCCTGTTAGTTAAAAAAAGATTTCCATGGTGT
TACCAGGCACTGTACACAGTCTGTGTCCCAAGACAAGGAGGTACAGTTCCACATGCGCCCAT

DG00AAHIJ (R=G/A) (SEQ ID NO: 527)
AATCATCTGACTTTAGAGAGTAGACACTTGCTCCATGCATATTGCCTCCAATTCATTCATTCAAGCACT
CCCTGCTCAAGAAGTTCTTTCTTATGTTGAGCTGAAATCTGCAGCCCTATGCGTTTTACCCAGCAGTCC
TGGTGCTGTTCCCTAAAATCACTTAGACTGTGCCTGCTCTTTCTGTGTTTACAGTGTCAGCT
R
TAATATCCCCCTCTTCGGCCTAACGTTTCTGAAGTCCCTTGCCACTGGGTCTCCTCTCCTCTTCCTGTG
TTCTTTCTAAGAACACCTATGCAGATAGGTGTCTTCTGTACAGGGAAGCTGTTCCTGAGATCCGGGCAT
CGACTCTGTTAGAATAATCTACGTATGAGTTATTTTTTTGAGAACTATGTGTCATTGCTGAC

DG00AAHIH (R=G/A) (SEQ ID NO: 528)
TTATGTTGAGCTGAAATCTGCAGCCCTATGCGTTTTACCCAGCAGTCCTGGTGCTGTTCCCTAAAATCA
CTTAGACTGTGCCTGCTCTTTCTGTGTTTACAGTGTCAGCTGTAATATCCCCCTCTTCGGCCTAACGTT
TCTGAAGTCCCTTGCCACTGGGTCTCCTCTCCTCTTCCTGTGTTCTTTCTAAGAACACCTAT
R
CAGATAGGTGTCTTCTGTACAGGGAAGCTGTTCCTGAGATCCGGGCATCGACTCTGTTAGAATAATCTA
CGTATGAGTTATTTTTTTGAGAACTATGTGTCATTGCTGACTCATATTAACTCTGTGGTTAACTAAAAT
CTCAAGATCTCTTTATGTTTGTTGAGAAACTTATTTAACTTCTCTGGCCCTCCGTTTCCTTC

DG00AAHIE (M=C/A) (SEQ ID NO: 529)
AACACCTATGCAGATAGGTGTCTTCTGTACAGGGAAGCTGTTCCTGAGATCCGGGCATCGACTCTGTTA
GAATAATCTACGTATGAGTTATTTTTTTGAGAACTATGTGTCATTGCTGACTCATATTAACTCTGTGGT
TAACTAAAATCTCAAGATCTCTTTATGTTTGTTGAGAAACTTATTTAACTTCTCTGGCCCTC
M
GTTTCCTTCACTGAGCAGTGGAGTGATTGATAACCTCCACCTGTGGTTGCTGAAGGTCTTGCACAAGAT
GATATAGTTAAAGTAGCTAGCAGTGCCCACGTACGGCGGATGCCTCACAACGGTTTGCAGCCATCTCTC
TATCTGTGTCTTTGTCTCTCTCTCACACTGGTTTTGGCTTACTGTTAGCAGCTAGCCGAGAT

DG00AAHIG (Y=C/T) (SEQ ID NO: 530)
CAAAGAAGGTGTCTTTGATGAGGCAAGGTCAAAACTTCTCCCCAGACGAAATCCAAAGAAAGCATTCCT
ACTATGCTATATCAGTTTGGAAAGAAAAACTTCTGCCAGGTGACTGCATTCTCACTGGTCACATTGTGT
TCCTATGGACTCCTCAGCTCAACCAATTTGGAGAAGTTATGGTGCAATTTCACCATATCTGG
Y
TAGAAGTTAAGTTTCCAATTTGCTGGCAATGAAGAAGAAATGGAGCAGGCCAGGCTGTGTAGTTTCTGC
CACGTGCCCCCGGGAGTGAACAGCTCTGTTTGTAAGAAGCCATGGTGCTTAGACCTGGGCTCGCTAGTT
GCCAGCCTCCAAATTGCAGAAGTGCCCTTTGGTTGGTGGCTATGCTGTGTCACTTGGGAAGG

DG00AAHIF (S=G/C) (SEQ ID NO: 531)
CCTGGGAAAACTAAAGTAAATCAGACACCCGACGTGTGAGCTAGGTTATAATATGCCCAGTGGACCCTG
GGGACATCTTAGCTTTCAGAGGTCATGCTGTCCAAGCTGACTGTGGGGCTTCCAGAAGGTGGGGAGAGG
AAATGATGCAATGGCCCATCAGAGGCACTACTTGGGGCCTGGGGCCAGAGTGCATGTCTAAG
S
CATTAAGGGGAGGGGAGAGCAGCCTTCATAATTATGAAGAGGAGTCTCAGGTGCACAGCTTCTGATGAG
GGACAGCTTCTAATTGAAGACAGCATTGTGTAATGCTCAAACTCCCTGTCTTCAGAGTGCCTGCTGTAT
CCCACCATCAGTTCTGTGACTTCTCCCTAAGCCTCAATTTTGCATGTGTTACATTGGGATAA

DG00AAHOI (R=G/A) (SEQ ID NO: 532)
GGAGAACATGATTAGCATATTTTTTTTAAGTGAACTTTAGACCCTTTTTTTAAAGGCCTATCTGATTAGG
CCAGGCCCAAGTGAGCTTTAAGTCAACTGATTAGAGATCTTAATTACATCTGCAAAGTCCCTTCATGTT
TACCGTATAACATAACTTAGTGAAAGGAGTGAAATTGCAACCAGGTTCTGCCTGCACTCCAC
R
GAAGGGGATTCTGCAGAAGTGTGGGTCACGGGGGGGTTATTTTGGGATTCTGCCTACGTCACTGAGTCA
AAAGAAGCTGAATGGTTGTGATGCTGAGGTTTTTGGGCAGCAGCAGTGTGTGTGTGTGAGTGAATTCAT
ACGTATGACCACCTGGGAAGAAAGGAGGCTGTGGTTTCCTCCACCTCCTGGCAGACAGAGAA

SG13S35 / FLA324333 (R = G/A) (SEQ ID NO: 533)

FIG. 8T

AGTGCTCTCTAAAGAGCAGTGCTCTACCATCCAAGCTGGGCTTTTCTTTTCTTCTTGCTGATAGGGAAG
GCATGGGACATTGCAGGATGGAAGTGGCCCCCAGGCCTTCTCATGCCTGGGCTTGGTTTGGAAGGTGGT
CAGGTGATCAATAATCCTGATTGGCCTGGCATTGAGGAGTTTTCCTGGGATGTGGTCCTTTC
R
GTTTTTTAAAAATTATTTTTATTGATACACATATTTGTAGGTATTTGTGGGGTGCATGTGATACTTTAT
TATGTGTGTGGATTGTGTAATGATGAAGTCAGGGCATTTAGGGTCTTCATCACCTTGATTATCATTTCT
ATGTGTTGAGAACATTTCAAGTTCTCAGTTCCAGCTATTTTGAAATAGACAGTCCATTTTGT

DG00AAFIU / SNP_13_Y1323892 (Y=C/T) (SEQ ID NO: 534)
CTTCTTTTGCCCTGCCTTTCTGCCTTTCTGTCCTTTTAATTTGCGGGCTTTTGGCAACCACAGCACGGG
TCTGGTTTCCTAGGAGTTTCTTTTGTAGGATCAAACCGCTAGTTGGCTCTTGGCCCTGTGATAGGGCCC
TGGGCTAACTTATTGGGAAAATGTTGCTGTAACCCCTGCCCAGAGGTGCCTGTGACATGGGC
Y
GCCATCTTCTCCTCTTCCCTTGGCTTCAGCCCCACCTAGAAACCTGAACAAACATTTTCCTTGACATTT
CATAAAGTGTCAGTGGCTCCTCATTTAGCAAAATACATCCCAGGGAAGTTCAAAAGTGAAAAAAGGCCG
TAACTTCTTCTTCTTCTCAGGGACCTACAGAAAATATGTGGCACCTCGGCAGCCTGGCCTGC

DG00AAJFF / FLA287889 (R = G/A) (SEQ ID NO: 535)
GTGCAGTGGCGTGATCCCAGCTCACTGCAATCTCTGCCTCCTGGGTTCAAGTGATTCTCCTGCCTCAGC
CTCCCGAGGGGCTGGGATTGTAGGCGTGCACCACTATGCCCATCTAATTTTTGTATTTTTAGTAGAGAT
AGGGTTTTGCCATTTTGGCCAGACTGTCTTGAACTCCTGACCTCAGGTGATCTGCCTGCCTC
R
GCCTCCCACAGTTTTGTGATTATAGGCATGAGCCACCGTGCCCGGCCTTAACCTTTGTTTTCTTACACA
ACACACTACGTGATGTTTTCCACATGCATGGGTCATTTGCTTCATTTACGTACAAATGCATAAGCAATA
TACTGTGTGGTGTGAGTTTGTGATGGGAAAAGGAAGAAGTTTTGCGGATACTACACTGGCTT

FIG. 8U

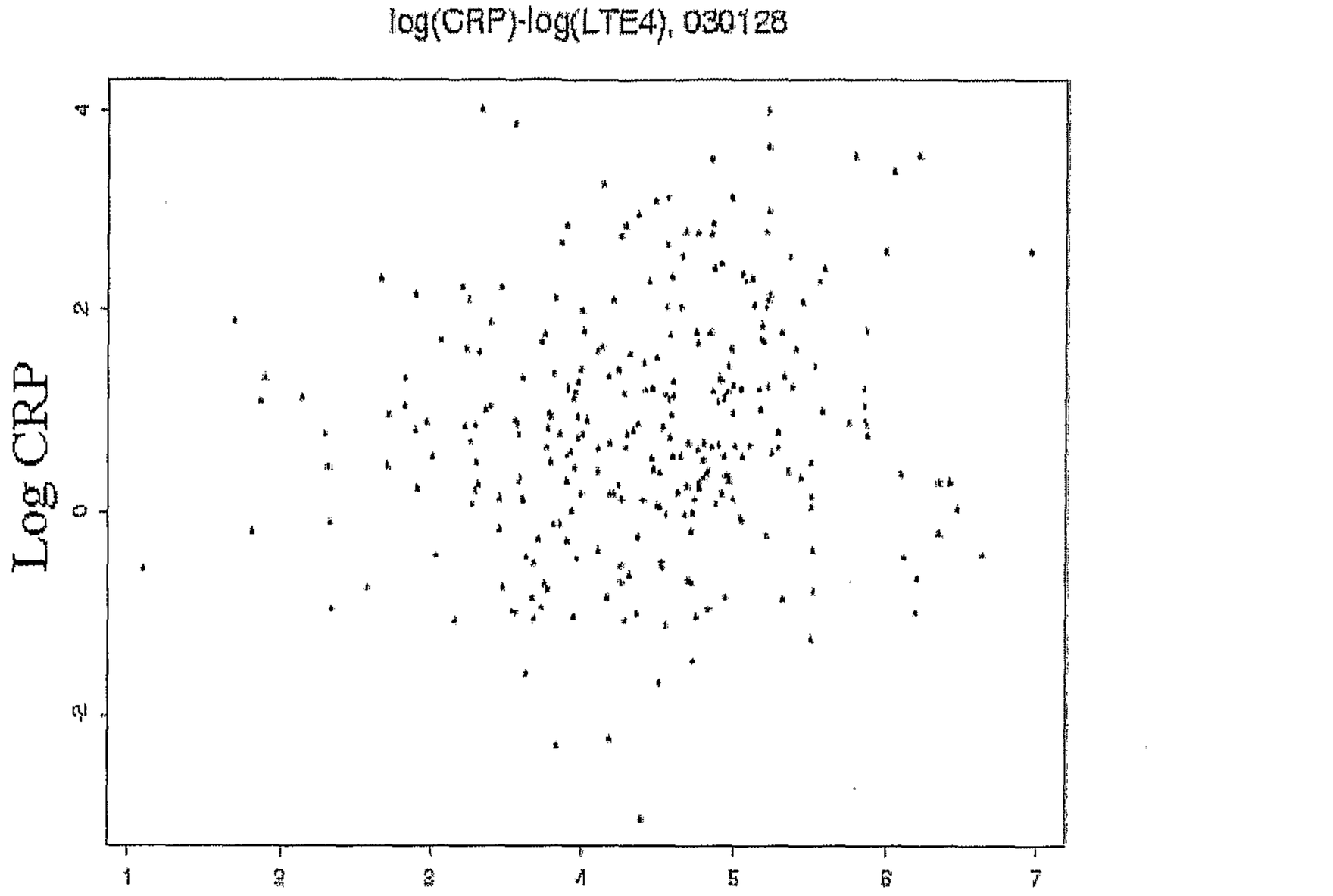
log(CRP)-log(LTE4), 030128
Log CRP
4
2
0
-2
1
2
3
4
5
6
7
Log LTE4
Spearman's rank corrilation:
normal-z = 2.5511, p-value = 0.0054
alternative hypothesis: true rho is greater than 0
sample estimates: rho 0.1508497

FIG. 9