

(19) World Intellectual Property Organization  
International Bureau



(43) International Publication Date  
28 July 2005 (28.07.2005)

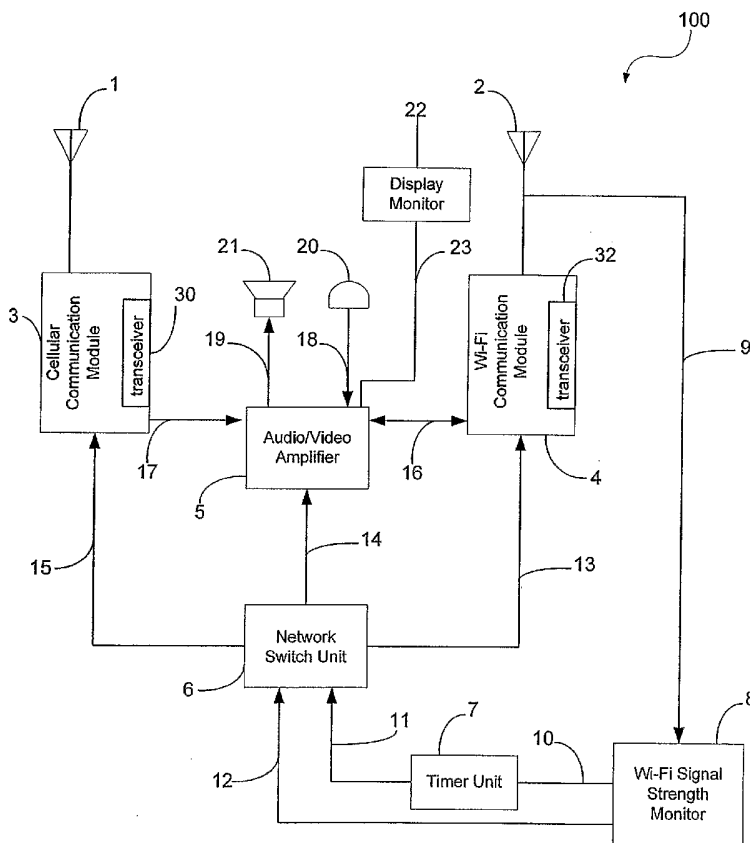
PCT

(10) International Publication Number  
WO 2005/067635 A2

- (51) International Patent Classification: **Not classified**
- (21) International Application Number: PCT/US2005/000424
- (22) International Filing Date: 6 January 2005 (06.01.2005)
- (25) Filing Language: English
- (26) Publication Language: English
- (30) Priority Data: 60/534,466 6 January 2004 (06.01.2004) US
- (71) Applicant (for all designated States except US): **HAVA CORP.** [US/US]; 19500 Pruneridge Avenue, #6111, Cupertino, California 95014 (US).
- (72) Inventor; and
- (75) Inventor/Applicant (for US only): **GANESAN, Vasudevan** [CA/US]; 19500 Pruneridge Avenue, #6111, Cupertino, California 95014 (US).
- (74) Agents: **TABIBI, Ardeshir** et al.; TOWNSEND AND TOWNSEND AND CREW LLP, Two Embarcadero Center, 8th Floor, San Francisco, California 94111-3834 (US).
- (81) Designated States (unless otherwise indicated, for every kind of national protection available): AE, AG, AL, AM, AT, AU, AZ, BA, BB, BG, BR, BW, BY, BZ, CA, CH, CN, CO, CR, CU, CZ, DE, DK, DM, DZ, EC, EE, EG, ES, FI, GB, GD, GE, GH, GM, HR, HU, ID, IL, IN, IS, JP, KE, KG, KP, KR, KZ, LC, LK, LR, LS, LT, LU, LV, MA, MD, MG, MK, MN, MW, MX, MZ, NA, NI, NO, NZ, OM, PG, PH, PL, PT, RO, RU, SC, SD, SE, SG, SK, SL, SY, TJ, TM, TN, TR, TT, TZ, UA, UG, US, UZ, VC, VN, YU, ZA, ZM, ZW.
- (84) Designated States (unless otherwise indicated, for every kind of regional protection available): ARIPO (BW, GH, GM, KE, LS, MW, MZ, NA, SD, SL, SZ, TZ, UG, ZM, ZW), Eurasian (AM, AZ, BY, KG, KZ, MD, RU, TJ, TM), European (AT, BE, BG, CH, CY, CZ, DE, DK, EE, ES, FI, FR, GB, GR, HU, IE, IS, IT, LT, LU, MC, NL, PL, PT, RO,

[Continued on next page]

(54) Title: TELEPHONE WITH AUTOMATIC SWITCHING BETWEEN CELLULAR AND VOIP NETWORKS



(57) Abstract: A mobile communication device includes, in part, a cellular communication module, a first antenna adapted to receive and transmit data between the mobile communication module and a cellular network, a Wireless Fidelity (Wi-Fi) communication module, a second antenna adapted to receive and transmit data between the Wi-Fi communication module and a VoIP network, a signal monitoring circuit, and a switching circuit adapted to switch an existing communication from the cellular communication module to the Wi-Fi communication module or vice versa.

WO 2005/067635 A2



SE, SI, SK, TR), OAPI (BF, BJ, CF, CG, CI, CM, GA, GN, GQ, GW, ML, MR, NE, SN, TD, TG).

NA, SD, SL, SZ, TZ, UG, ZM, ZW), Eurasian patent (AM, AZ, BY, KG, KZ, MD, RU, TJ, TM), European patent (AT, BE, BG, CH, CY, CZ, DE, DK, EE, ES, FI, FR, GB, GR, HU, IE, IS, IT, LT, LU, MC, NL, PL, PT, RO, SE, SI, SK, TR), OAPI patent (BF, BJ, CF, CG, CI, CM, GA, GN, GQ, GW, ML, MR, NE, SN, TD, TG)

**Declaration under Rule 4.17:**

— as to applicant's entitlement to apply for and be granted a patent (Rule 4.17(ii)) for the following designations AE, AG, AL, AM, AT, AU, AZ, BA, BB, BG, BR, BW, BY, BZ, CA, CH, CN, CO, CR, CU, CZ, DE, DK, DM, DZ, EC, EE, EG, ES, FI, GB, GD, GE, GH, GM, HR, HU, ID, IL, IN, IS, JP, KE, KG, KP, KR, KZ, LC, LK, LR, LS, LT, LU, LV, MA, MD, MG, MK, MN, MW, MX, MZ, NA, NI, NO, NZ, OM, PG, PH, PL, PT, RO, RU, SC, SD, SE, SG, SK, SL, SM, SY, TJ, TM, TN, TR, TT, TZ, UA, UG, UZ, VC, VN, YU, ZA, ZM, ZW, ARIPO patent (BW, GH, GM, KE, LS, MW, MZ,

**Published:**

— without international search report and to be republished upon receipt of that report

For two-letter codes and other abbreviations, refer to the "Guidance Notes on Codes and Abbreviations" appearing at the beginning of each regular issue of the PCT Gazette.

## TELEPHONE WITH AUTOMATIC SWITCHING BETWEEN CELLULAR AND VOIP NETWORKS

### CROSS-REFERENCES TO RELATED APPLICATIONS

5 [0001] The present application claims benefit under 35 USC 119(e) of the filing date of U.S. provisional application number 60/534,466, filed on January 6, 2004, entitled “Radiotelephone With Automatic Switching Between Cellular And Wi Fi Networks Using Wi-Fi Signal Strength Values”, the content of which is incorporated herein by reference in its entirety.

### BACKGROUND OF THE INVENTION

10

[0002] A small portion of the radio frequency (RF) spectrum is assigned to each communications carrier. The assigned spectrum, therefore, must be used efficiently in order to allow the maximum number of frequency users to have access to this spectrum. Multiple access modulation techniques have been developed to provide optimum utilizing of the RF spectrum. Examples of such modulation techniques include time division multiple access (TDMA), frequency division multiple access (FDMA), and code division multiple access (CDMA).

15

[0003] There is a wide variance in the performance of wireless networks. A conventional wireless cellular network, covers a relatively large geographical area but provides a relatively low bandwidth. Such wireless networks use regulated portions of the radio spectrum and are shared by many users. The infrastructure costs of wireless networks are relatively high due to the size and complexity of the cellular network equipment.

20

[0004] Other wireless networks, such as CDMA2000-EV-DO/DV networks, offer higher bandwidth and enhanced data services, such as web browsing. However, these networks also pack many users into a relatively small portion of the regulated spectrum. Other types of radio networks are adapted to improve spectral efficiency with increased and smaller coverage areas. For example, an IEEE 802.11x (or Wi-Fi) network may transmit at speeds up to 11 Mbps using a Direct Sequence Spread Spectrum (DSSS) mode or at speeds up to 54 Mbps using an Orthogonal Frequency Division Multiplexing (OFDM) mode.

25

[0005] An access point conforming to an IEEE 802.11x (e.g., IEEE 802.11b) network may cover an area of a few hundred feet in diameter. Each such access point is connected to a larger network (e.g., Internet). In order to cover larger geographical areas, a relatively large number of IEEE 802.11x network access points and a relatively large wire-line back haul  
5 networks are required. In part, due to the back haul costs, the resulting IEEE 802.11x based network may thus be more expensive to set up and operate than a similarly based wireless network. In other words, many tradeoffs often exist between and among the coverage areas, the maximum bit-rates, and the costs associated with different types of wireless networks.

[0006] Demand for high bandwidth and quality of service (QoS) associated with mobile  
10 communication devices with full roaming capability is on the rise. One known communication device includes a cellular communication module adapted to enable communication using wireless cellular networks as well as a Wi-Fi communication module adapted to enable communication using a Voice over IP (VoIP) protocol. In such devices, to change the communication mode from cellular to VoIP or vice versa, the user has to  
15 manually change the device's setting by, e.g., pressing one or more keys.

[0007] In yet other communication devices known to be under development, to switch the communication mode from, for example, cellular to VoIP, the cellular network first detects the position of the mobile communication device to determine whether the mobile communication device is in a Wi-Fi area. If it so detects, the cellular network sends a  
20 switching signal to the mobile communication device to enable the communication to continue the communication using the VoIP protocol. However, obtaining and maintaining accurate position of many mobile communication devices concurrently poses a challenging task. Consequently, in such systems, the switching of the call from cellular to VoIP or vice versa may result in the loss of the call.

25

#### BRIEF SUMMARY OF THE INVENTION

[0008] In accordance with the present invention, a mobile communication device is configured so as to automatically switch a communication that is already in progress using a wireless cellular network (hereinafter alternatively referred to as cellular network) to a  
30 wireless Voice over IP (VoIP) network or vice versa. The mobile communication devices is adapted to include, in part, a cellular communication module, a first antenna adapted to receive and transmit data between the mobile communication module and a cellular network,

a Wireless Fidelity (Wi-Fi) communication module, a second antenna adapted to receive and transmit data between the Wi-Fi communication module and a VoIP network, a signal monitoring circuit, and a switching circuit adapted to switch an existing in-progress communication between the cellular communication module and the Wi-Fi communication module. The second antenna and associated circuitry are maintained in on-states continuously to monitor and detect Wi-Fi signals.

[0009] If the mobile communication device is in an in-progress (i.e., pre-established) communication via its cellular communication module and through a cellular network, and the Wi-Fi antenna system detects a Wi-Fi signal having a first predefined level (strength), a timer disposed in the mobile communication device is activated to establish a first time window of a first predefined size. If the Wi-Fi signal level detected during the first time window remains equal to or greater than the first predefined level, at the expiration of the first time window, the switching circuit causes the in-progress communication to be switched from its cellular communication module to its Wi-Fi communication module and through a VoIP network without losing the in-progress communication.

[0010] In some embodiments, upon activating the timer, the Wi-Fi communication module is caused to change state from a sleep mode, during which the Wi-Fi communication module consumes relatively small amount of power, to a stand-by mode during which the Wi-Fi communication module consumes an intermediate amount of power. Subsequently, before the communication is switched to the Wi-Fi communication module, the Wi-Fi communication module is caused to be placed in a full active mode, during which the Wi-Fi communication module consumes an amount of power larger than the intermediate amount of power.

[0011] If the mobile communication device is in a pre-established communication via its Wi-Fi communication module and through a VoIP network, and the Wi-Fi antenna system detects that the level of the received Wi-Fi signal is below a second predefined value, the timer is activated to establish a second time window of a second predefined size. If the Wi-Fi signal level detected during the second time window is equal to or greater than a third predefined value, the pre-established communication via the Wi-Fi communication module is maintained without any change. If the Wi-Fi signal level detected during the second time window is less than the third predefined value, the timer is reset and reactivated to establish a third time window of a third size. If the Wi-Fi signal level detected during the third time window is less than the third predefined value, at the expiration of the third time window, the

switching circuit causes the in-progress communication to be switched from its Wi-Fi communication module to its cellular communication module and through a cellular network without losing the in-progress communication.

5 [0012] In some embodiments, upon activating the timer to establish the second time window, the cellular communication module is caused to change state from a sleep mode, during which the cellular communication module consumes relatively small amount of power, to a stand-by mode during which the cellular communication module consumes an intermediate amount of power. Subsequently, before the communication is switched to the Wi-Fi communication module, the cellular communication module is caused to be placed in a 10 full active mode, during which the cellular communication module consumes an amount of power larger than the intermediate amount of power.

[0013] In some embodiments, the Wi-Fi communication module is adapted to communicate with an access point of a Wi-Fi local area network using an 802.11x wireless protocol, and the cellular communication module is adapted to communicate with a base station of a wireless 15 cellular network using any one of GSM, CDMA, or CDMA2000 protocols.

#### BRIEF DESCRIPTION OF THE DRAWINGS

[0014] Figure 1 is a simplified high-level block diagram of a mobile communication device, in accordance with one embodiment of the present invention.

20 [0015] Figure 2 shows Wi-Fi signal threshold level and timing window used to determine whether to switch a communication from the cellular communication module to the Wi-Fi communication module of the communication device of Figure 1, in accordance with one embodiment.

25 [0016] Figure 3 shows Wi-Fi signal threshold levels and timing windows used to determine whether to switch a communication from the Wi-Fi communication module to the cellular communication module of the communication device of Figure 1, in accordance with one embodiment.

## DETAILED DESCRIPTION OF THE INVENTION

[0017] In accordance with the present invention, a mobile communication device is configured so as to automatically switch an existing communication from a wireless cellular network (hereinafter alternatively referred to as cellular network) to a wireless Voice over IP (VoIP) network, or to switch an existing communication from a VoIP network to a cellular network. It is understood that the Wireless Fidelity (Wi-Fi) signals, as defined, for example, in IEEE 802.11x standards or other equivalent standards may be used to communicate with a Voice over IP (VoIP) network. The mobile communication device is adapted to include, in part, a cellular communication module, a first antenna adapted to receive and transmit data between the mobile communication module and a cellular network, a Wi-Fi communication module, a second antenna adapted to receive and transmit data between the Wi-Fi communication module and a VoIP network, a signal monitoring circuit, and a switching circuit adapted to switch an existing in-progress communication between the cellular communication module and the Wi-Fi communication module. The second antenna and associated circuitry are maintained in on-states continuously to monitor and detect Wi-Fi signals.

[0018] It is understood the wireless cellular network includes, in part, a multitude of base stations. Each such base station is adapted to communicate with the mobile communication device when the mobile communication device is located within the coverage area of the base station via RF signals carried over cellular network. It is also understood that each such coverage area is defined by an area centered at the base station and having a radius of, e.g., several miles. It is further understood that a Wi-Fi network may include, in part, a multitude of access points. Each such access point is adapted to communicate with the mobile communication device, when the mobile communication device is located within the coverage area of the access point, via VoIP packets. It is also understood that the mobile communication device may also include blocks adapted for computation and thus be a communication/computation device.

[0019] If the mobile communication device is in an in-progress (i.e., pre-established) communication via its cellular communication module and through a cellular network, and the Wi-Fi antenna system detects a Wi-Fi signal having a first predefined level (strength), a timer disposed in the mobile communication device is activated to establish a first time window of a first predefined size. If the Wi-Fi signal level detected during the first time window remains equal to or greater than the first predefined level, at the expiration of the

first time window, the switching circuit causes the in-progress communication to be switched from its cellular communication module to its Wi-Fi communication module and through a VoIP network without losing the in-progress communication.

5 [0020] In some embodiments, upon activating the timer, the Wi-Fi communication module is caused to change state from a sleep mode, during which the Wi-Fi communication module consumes relatively small amount of power, to a stand-by mode during which the Wi-Fi communication module consumes an intermediate amount of power. Subsequently, before the communication is switched to the Wi-Fi communication module, the Wi-Fi communication module is caused to be placed in a full active mode, during which the Wi-Fi communication  
10 module consumes an amount of power larger than the intermediate amount of power.

[0021] If the mobile communication device is in a pre-established communication via its Wi-Fi communication module and through a VoIP network, and the Wi-Fi antenna system detects that the level of the received Wi-Fi signal is below a second predefined value, the timer is activated to establish a second time window of a second predefined size. If the Wi-Fi  
15 signal level detected during the second time window is equal to or greater than a third predefined value, the pre-established communication via the Wi-Fi communication module is maintained without any change. If the Wi-Fi signal level detected during the second time window is less than the third predefined value, the timer is reset and reactivated to establish a third time window of a third size. If the Wi-Fi signal level detected during the third time  
20 window is less than the third predefined value, at the expiration of the third time window, the switching circuit causes the in-progress communication to be switched from its Wi-Fi communication module to its cellular communication module and through a cellular network without losing the in-progress communication.

[0022] In some embodiments, upon activating the timer to establish the second time  
25 window, the cellular communication module is caused to change state from a sleep mode, during which the cellular communication module consumes relatively small amount of power, to a stand-by mode during which the cellular communication module consumes an intermediate amount of power. Subsequently, before the communication is switched to the Wi-Fi communication module, the cellular communication module is caused to be placed in a  
30 full active mode, during which the cellular communication module consumes an amount of power larger than the intermediate amount of power.

[0023] FIG. 1 is a simplified high-level block diagram of a mobile communication device 100, in accordance with one embodiment of the present invention. Mobile communication device 100, which is adapted to automatically switch communication between cellular and VoIP networks, is shown as including, in part, a cellular communication module (hereinafter alternatively referred to as cellular module) 3 coupled to a cellular antenna 1, a Wi-Fi communication module (hereinafter alternatively referred to as Wi-Fi module) 4 coupled to a Wi-Fi antenna 2, an audio/video amplifier 5, a network switch unit 6, a timer unit 7, a Wi-Fi signal level monitor 8, a microphone 20, a speaker 21, and a display monitor 22. Mobile communication device 100 is adapted to establish and maintain communication via either a cellular module 3, through a wireless network (not shown), and/or via Wi-Fi module 4, through a VoIP network (not shown). Cellular module 3 further includes a transceiver 30 adapted to transmit signal to and receive signal from a cellular network. Wi-Fi module 4 further includes a transceiver 32 adapted to transmit signal to and receive signal from a VoIP network. Depending on the level of detected Wi-Fi signal emitted from a Wi-Fi access point, a call initially established via cellular module 3 may be switched to be handle by Wi-Fi module 4, or a call initially established via Wi-Fi module 4 may be switched to be handled by cellular module 3.

[0024] Assume that mobile communication device 100 is in communications with a cellular network and is entering the coverage area of a Wi-Fi access point adapted to transmit and receive Wi-Fi signals. As is known, a Wi-Fi access point may be used to gain access to a VoIP network. Wi-Fi antenna 2 together with Wi-Fi module 4 and Wi-Fi signal monitor 8 continuously monitor for to detect Wi-Fi signals. If a detected Wi-Fi signal level is greater than a predefined threshold value  $V_{th1}$ , Wi-Fi signal level monitor 8 activates timer 7 via signal line 10 and sends a wake-up signal to network switch unit 6 via signal line 12, thereby to change the state of network switch unit 6 from a sleep mode, during which network switch unit consumes relatively small power, to a stand-by mode, during which network switch unit consumes an intermediate amount of power. Network switch unit 6, in turn, supplies wake-up switching signals to cellular module 3 via signal line 15 and to Wi-Fi module 4 via signal line 13. This causes phone cellular module 3 and Wi-Fi module 4 to activate their respective switching modules. The detected Wi-Fi signal level may be determined, for example, by taking multiple samples of the incoming Wi-Fi signal(s) and computing a signal level from these samples. In one embodiment, an average of the amplitudes/phases of the sampled signals may be used to detect the Wi-Fi signal level.

[0025] If the detected Wi-Fi signal level is greater than  $V_{th1}$ , timer unit 7 is activated to establish a first time window of a first predefined size  $T_1$ , as shown in Figure 2. During time window  $T_1$ , Wi-Fi antenna 2 together with Wi-Fi module 4 and Wi-Fi signal monitor 8 continue to monitor and detect the level of received Wi-Fi signal. If the Wi-Fi signal level detected during time window  $T_1$  remains equal to or greater than  $V_{th1}$ , at the expiration of time window  $T_1$ , timer unit 7 sends a cellular tear-down signal and a Wi-Fi link-up signal to the network switch unit 6 via signal line 11. In response, network switch unit 6 sends the tear-down signal to cellular module 3 via signal line 15, and sends the link-up signal to Wi-Fi module 4 via signal line 13. Network switch unit 6 also instructs audio/video amplifier 5, via signal line 14, to generate an audio/video alert signal. The generated audio alter signal is subsequently reproduced by speaker 21 via signal line 18, and the generated video alert signal is subsequently reproduced by display monitor 22 via signal line 23. The audio/video alert tones are adapted to notify the mobile communication device user of a network switch from cellular to Wi-Fi.

[0026] Cellular module 3 is adapted to terminate connection to the cellular network and to switch off connection to audio/video amplifier 5 after receiving the tear-down signal. Wi-Fi module 4 is adapted to activate connection to VoIP network and to switch on connection to audio/video amplifier 5--for passing voice signal to audio amplifier 5 and video signal to display monitor 22-- after receiving a Wi-Fi link-up signal. The previously established communication link is thus continued uninterrupted via the VoIP network and through loudspeaker 21, microphone 20 and display monitor 23.

[0027] Assume that mobile communication device 100 is in communications with a VoIP network and may be leaving the coverage area of the Wi-Fi access point. Wi-Fi antenna 2 together with Wi-Fi module 4 and Wi-Fi signal monitor 8 continuously monitor for to detect Wi-Fi signals. If the detected Wi-Fi signal level falls below a second predefined threshold value  $V_{th2}$ , Wi-Fi signal level monitor 8 activates timer 7 and sends a wake-up signal to network switch unit 6 to change the state of network switch unit 6 from the sleep mode to stand-by mode. Network switch unit 6, in turn, supplies wake-up switching signals to cellular module 3 and to Wi-Fi module 4 to enable these modules to activate their respective switching procedures.

[0028] Once activated, timer unit 7 establishes a second time window of a second predefined size  $T_2$ , as shown in Figure 3. During time window  $T_2$ , Wi-Fi antenna 2 together

with Wi-Fi module 4 and Wi-Fi signal monitor 8 continue to monitor and detect the level of received Wi-Fi signal. If the Wi-Fi signal level detected during time window  $T_2$  is equal to or greater than a third predefined threshold value  $V_{th3}$ , where  $V_{th3}$  is smaller than  $V_{th2}$ , the previously established VoIP communication continues without switching.

5 [0029] If the Wi-Fi signal level detected during time window  $T_2$  is smaller than  $V_{th3}$ , at the expiration of time window  $T_2$ , timer unit 7 is reset and activated to establishes a third time window of a third predefined size  $T_3$ , where  $T_3$  is smaller than  $T_2$ . If the Wi-Fi signal level detected during time window  $T_3$  is equal to or greater than  $V_{th3}$ , the previously established VoIP communication continues without switching.

10 [0030] If the Wi-Fi signal level detected during time window  $T_3$  is less than  $V_{th3}$ , at the expiration of time window  $T_3$ , timer unit 7 sends a Wi-Fi tear-down signal and a cellular link-up signal to network switch unit 6. In response, network switch unit 6 sends the tear-down signal to Wi-Fi module 3, and sends the link-up signal to cellular module 4. Network switch unit 6 also instructs audio/video amplifier 5 to generate an audio/video alert signals. The  
15 generated audio alter signals is subsequently reproduced by speaker 21, and the generated video alert signal is subsequently reproduced by display monitor 22. The audio/video alert tones are adapted to notify the mobile communication device user of a network switch from Wi-Fi to cellular

[0031] Wi-Fi module 4 is adapted to terminate connection to the VoIP network and to  
20 switch off connection to audio/video amplifier 5 after receiving the tear-down signal. Cellular module 4 is adapted to activate connection to the cellular network and to switch on connection to audio/video amplifier 5 after receiving a Wi-Fi link-up signal. The previously established communication link is thus continued uninterrupted and through loudspeaker 21, microphone 20 and display monitor 23.

25 [0032] In accordance with some embodiments, if the mobile communication device detects both an Wi-Fi signal from an access point and a cellular signal from a mobile cellular base station before establishing a communication link, the mobile communication device first attempts to establish communication with the Wi-Fi access point using Wi-Fi module 4.

[0033] The above embodiments of the present invention are illustrative and not limiting.  
30 Various alternatives and equivalents are possible. It is understood that the functionality associated with any blocks described above may be centralized or distributed, whether locally or remotely. It is also understood that one or more blocks of each mobile communication

device may be performed by hardware, firmware or software, or some combinations thereof. The invention is not limited by the type of cellular network, e.g., CDMA, GSM, otherwise used to carry communication. Nor is the invention limited by the VoIP network. The invention is not limited by the Wi-Fi signals, such as those defined by IEEE 802.11x, where x  
5 may be a, b, g, or WiMAX used to carry VoIP communication. The invention is not limited by the type of integrated circuit(s) in which the present invention may be disposed. Nor is the invention limited to any specific type of process technology, e.g., CMOS, Bipolar, or BICMOS that may be used to manufacture the present invention. Other additions, subtractions or modifications are obvious in view of the present invention and are intended to  
10 fall within the scope of the appended claims.

WHAT IS CLAIMED IS:

- 1           1.     A mobile communication device comprising:  
2           a cellular communication module adapted to communicate with a wireless  
3 cellular network;  
4           a Wi-Fi communication module adapted to communicate with an access point  
5 associated with a Wi-Fi network using a VoIP protocol; and  
6           a switching circuit adapted to automatically switch operation between the  
7 cellular communication module and the Wi-Fi communication module.
- 1           2.     The mobile communication device of claim 1 wherein said wireless  
2 cellular network is selected from a group consisting of GSM, CDMA, and CDMA2000  
3 wireless cellular networks.
- 1           3.     The mobile communication device of claim 2 wherein said Wi-Fi  
2 network is selected from a group consisting of an IEEE 802.11x, Wi-Fi, and WiMAX  
3 networks.
- 1           4.     The mobile communication device of claim 3 further comprising:  
2 a timer; and  
3 a Wi-Fi signal monitor; wherein if the Wi-Fi signal monitor detects that a first  
4 Wi-Fi signal level is greater than a first predefined threshold value  $V_{th1}$ , the timer is activated  
5 to establish a first time window of a first predefined size  $T_1$ , wherein if during  $T_1$  the Wi-Fi  
6 signal monitor detects that a second Wi-Fi signal level is equal to or greater than  $V_{th1}$ , at the  
7 expiration of the first time window, the switching circuit sends a tear-down signal to the  
8 cellular communication module and a link-up signal to the Wi-Fi communication module,  
9 wherein said tear-down signal causes the cellular communication module to discontinue  
10 handling a previously established cellular communication and wherein said link-up signal  
11 causes the Wi-Fi communication module to handle the previously established cellular  
12 communication via a VoIP network.
- 1           5.     The mobile communication device of claim 4 wherein said tear-down  
2 signal causes the cellular communication module to go into a sleep mode.

1           6.       The mobile communication device of claim 4 wherein upon activation  
2 of the timer, the network switching circuit causes the Wi-Fi communication module to  
3 change state from a sleep mode to an active mode.

1           7.       The mobile communication device of claim 4 wherein each of said  
2 first and second Wi-Fi signal levels is defined by a respective plurality of samples of received  
3 Wi-Fi signal.

1           8.       The mobile communication device of claim 4 wherein if the Wi-Fi  
2 signal monitor detects that the Wi-Fi signal level is below a second predefined threshold  
3 value  $V_{th2}$ , the timer is activated to establish a second time window of a second predefined  
4 size  $T_2$ , wherein if during time window  $T_2$ , the Wi-Fi signal monitor detects that the Wi-Fi  
5 signal level is equal to or greater than a third predefined threshold value  $V_{th3}$ , a previously  
6 established VoIP communication continues without switching, wherein  $V_{th3}$  is smaller than  
7  $V_{th2}$ .

1           9.       The mobile communication device of claim 8 wherein if during time  
2 window  $T_2$ , the Wi-Fi signal monitor detects that the Wi-Fi signal level is smaller than  $V_{th3}$ ,  
3 upon expiration of time window  $T_2$ , the timer unit is activated to establish a third time  
4 window of a third predefined size  $T_3$ , where  $T_3$  is smaller than  $T_2$ , wherein if during time  
5 window  $T_3$  the Wi-Fi signal monitor detects that the Wi-Fi signal level is smaller than  $V_{th3}$ ,  
6 the switching circuit sends a tear-down signal to the Wi-Fi communication module and a  
7 link-up signal to the cellular communication module, wherein said tear-down signal causes  
8 the Wi-Fi communication module to discontinue handling a previously established VoIP  
9 communication and wherein said link-up signal causes the cellular communication module to  
10 handle the previously established VoIP communication via a cellular network.

1           10.      The mobile communication device of claim 9 wherein at the expiration  
2 of the predefined time period  $T_2$ , the network switching circuit causes the cellular  
3 communication module to change state from a sleep mode to an active mode.

1           11.      A method comprising:  
2           detecting a first Wi-Fi signal level;  
3           establish a first time window of a first predefined size  $T_1$  if the detected first  
4 Wi-Fi signal level is greater than a first predefined threshold value  $V_{th1}$ ;

5 detecting a second Wi-Fi signal level during the first time window;  
6 automatically switching a communication in progress via a cellular wireless  
7 network to a communication via a VoIP network if the second detected Wi-Fi signal level is  
8 greater than  $V_{th1}$ .

1 12. The method of claim 11 wherein said wireless cellular network is  
2 selected from a group consisting of GSM, CDMA, and CDMA2000 wireless cellular  
3 networks.

1 13. The method of claim 11 wherein said VoIP network is in  
2 communication with a network selected from a group consisting of an IEEE 802.11x, Wi-Fi  
3 and WiMAX networks.

1 14. The method of claim 11 wherein each of said first and second Wi-Fi  
2 signal levels is defined by a respective plurality of samples of received Wi-Fi signal.

1 15. The method of claim 11 further comprising:  
2 detecting a third Wi-Fi signal level;  
3 establishing a second time window of a second predefined size  $T_2$  if the third  
4 detected Wi-Fi signal level falls below a second predefined threshold value  $V_{th2}$ ;  
5 detecting a fourth Wi-Fi signal level during the second time window; and  
6 continuing a VoIP communication without change if the fourth detected Wi-Fi  
7 signal level is equal to or greater than a third predefined threshold value  $V_{th3}$ , wherein  $V_{th3}$  is  
8 smaller than  $V_{th2}$ .

1 16. The method of claim 15 further comprising:  
2 establishing a third time window of a third predefined size  $T_3$  if the fourth  
3 detected Wi-Fi signal level is less than  $V_{th3}$ ;  
4 detecting a fifth Wi-Fi signal level during the third time window;  
5 automatically switching a communication in progress via a VoIP wireless  
6 network to a communication via a cellular network if the fifth detected Wi-Fi signal level is  
7 less than  $V_{th3}$ .

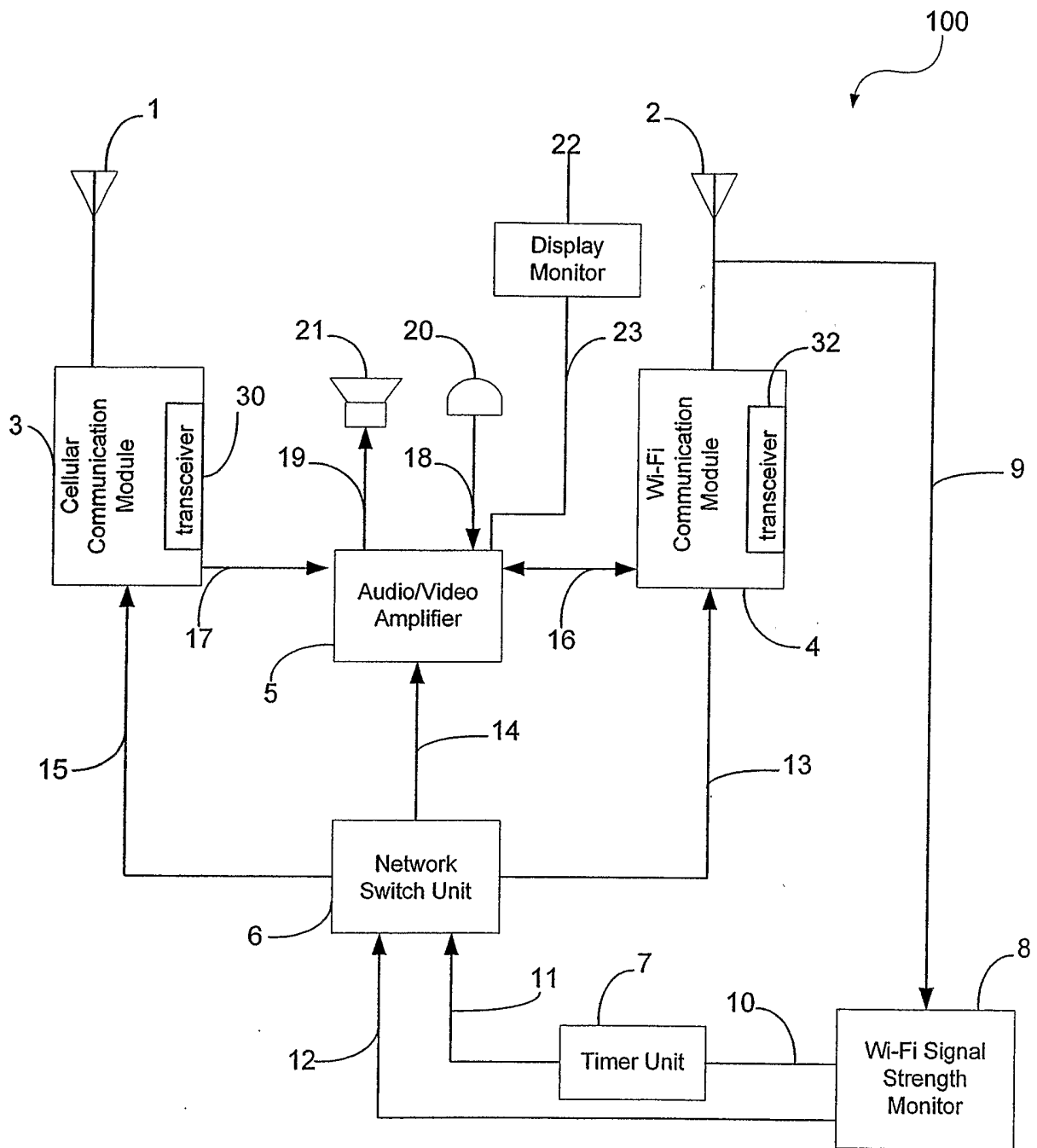


FIG. 1

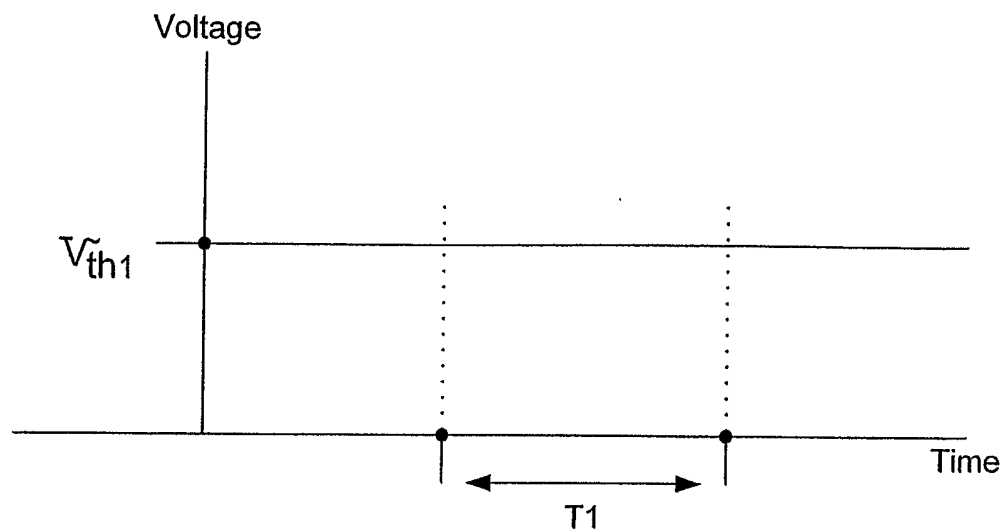


FIG. 2

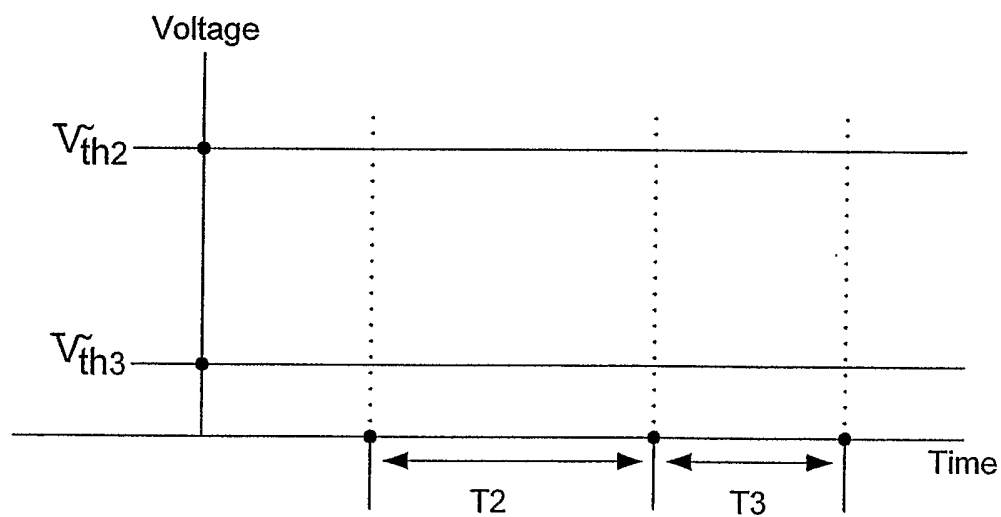


FIG. 3