

(12) UK Patent Application (19) GB (11) 2 389 580 (13) A

(43) Date of A Publication 17.12.2003

(21) Application No: 0213488.0

(22) Date of Filing: 12.06.2002

(71) Applicant(s):
Bayer AG
(Incorporated In the Federal Republic of Germany)
D-51368 Leverkusen,
Federal Republic of Germany

(72) Inventor(s):
Makato Shimazaki
Osamu Sakurai
Klaus Urbahns
Noriyuki Yamamoto
Satoru Yoshikawa
Masaomi Umeda
Masaomi Tajimi

(74) Agent and/or Address for Service:
Carpmaels & Ransford
43 Bloomsbury Square, LONDON,
WC1A 2RA, United Kingdom

(51) INT CL⁷:

C07C 235/66, **A61K 31/192**, **A61P 7/00 9/00**
13/00 29/00

(52) UK CL (Edition V):

C2C CAA
U1S S2414 S2415 S2416 S2417

(56) Documents Cited:

WO 2002/092068 A1

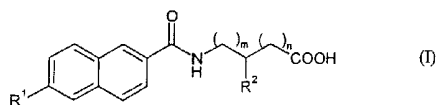
(58) Field of Search:

INT CL⁷ **C07C**

Other: **Online:WPI,EPODOC,JAPIO,CAS ONLINE**

(54) Abstract Title: **2-Naphthamide PGI2 antagonists**

(57) A 2-naphthamide derivative of the formula (I), its tautomeric or stereoisomeric form, or a salt thereof:



wherein m and n independently represent an integer from 0 to 2;

-R¹ represents -OR¹¹, -SR¹¹, -SOR¹¹, -SO₂R¹¹, -NR¹²R¹³, or -CHR¹⁴R¹⁵

wherein R¹¹ represents (C₂₋₆)alkenyl optionally substituted by aryl or heteroaryl, (C₂₋₆)alkynyl optionally substituted by aryl or heteroaryl, (C₁₋₆) alkyl optionally substituted by aryl or heteroaryl,

R¹² and R¹³ independently represent hydrogen, (C₂₋₆)alkenyl optionally substituted by aryl or heteroaryl, (C₂₋₆)alkynyl optionally substituted by aryl or heteroaryl, (C₁₋₆) alkyl optionally substituted by aryl or heteroaryl, or R¹² and R¹³ together form with the nitrogen atom, 5-7 membered saturated hetero ring optionally interrupted by O or NH;

R¹⁴ and R¹⁵ independently represent hydrogen, (C₂₋₆)alkenyl optionally substituted by aryl or heteroaryl, (C₂₋₆)alkynyl optionally substituted by aryl or heteroaryl, (C₁₋₆) alkyl optionally substituted by aryl or heteroaryl, (C₁₋₆) alkoxy optionally substituted by aryl or heteroaryl, or

R¹⁴ and R¹⁵ together form with the CH, (C₃₋₈)cycloalkyl optionally interrupted by NH, or O, or R¹⁴ and R¹⁵ together form with the CH, phenyl optionally substituted by hydroxy, halogen or (C₁₋₆) alkyl;

R² represents hydrogen, cyano, (C₁₋₆) alkoxy, (C₂₋₆)alkenyl, (C₂₋₆)alkynyl, (C₃₋₇)cycloalkyl, or (C₁₋₆) alkyl optionally substituted by amino, (C₁₋₆)alkylamino, or phenyl,

has PGI2 antagonistic activity.

GB 2 389 580 A

2-Naphthamide derivatives

Detailed Description of Invention

5

Technical Field

The present invention relates to a 2-naphthamides which are useful as an active ingredient of pharmaceutical preparations. The 2-naphthamides of the present invention have PGI₂ [prostaglandin I₂, prostacyclin] antagonistic activity, and can be used for the prophylaxis and treatment of diseases associated with PGI₂ activity.

More specifically the 2-naphthamides derivatives of the present invention are useful for treatment and prophylaxis of urological diseases or disorders.

15

The compounds of the present invention are also useful for treatment of pain; hypotension; hemophilia and hemorrhage; inflammation; respiratory states from allergies or asthma, since the diseases also relate to PGI₂.

20 BACKGROUND ART

Prostaglandins (or prostanoids, PGs) are a group of bioactive lipid mediators generated from membrane phospholipids. They are formed from 20-carbon essential fatty acids containing 3, 4, or 5 double bonds, and carry a cyclopentane ring. They are divided into 6 main classes (D, E, F, G, H or I) by the cyclopentane ring structure. The main classes are further subdivided by subscripts 1, 2, or 3, reflecting their fatty acid precursors. PGI₂ is a member of prostanoids, and it has a double ring structure and is derived from arachidonic acid. The receptor for PGI₂ is a seven transmembrane G-protein coupled receptor, called IP. IP couples at least to G_s-type G-protein, and activates adenylate cyclase and phospholipase C. The expression of IP

30

is demonstrated in aorta, coronary/pulmonary/cerebral arteries, platelets, lung, and dorsal root ganglions in addition to several other tissues.

5 One of the well-known actions of PGI₂ is for blood vessels to cause vasodilation and hypotension. Especially in septic shock, PGI₂ is produced and participate in the induction of systemic hypotension (G.D. Bottoms et al, Am J Vet Res 1982, 43(6), 999-1002). Therefore, IP receptor antagonists may prevent hypotension associated with septic shock.

10 Another well-known action of PGI₂ is for platelets to suppress aggregation. In the IP receptor knock out mice, FeCl₃-induced thrombosis formation was enhanced compared to that in wild type mice (T. Murata et al, Nature 1997, 388, 678- 682.), confirming the involvement of IP receptor in the platelet inhibition. Therefore, IP receptor antagonists may enhance the platelet activation and suppress excessive
15 bleeding such as, but not limited to, hemophilia and hemorrhage.

PGI₂ also participate in the inflammation. In the inflamed tissue, various inflammatory mediators, including prostaglandins, are produced. PGI₂ is also generated and induces vasodilation to increase blood flow. This enhances vascular
20 permeability, edema formation and leukocyte inflammation in the inflamed region (T. Murata et al, Nature 1997, 388, 678- 682.). Therefore, PGI₂ receptor antagonists may be efficacious for the treatment of inflammation.

PGI₂ may be involved in the pathogenesis of respiratory allergy or asthma. It is
25 spontaneously generated and the major prostaglandin in human lung, and the appropriate antigen challenge increases PGI₂ production (E.S. Schulman et al, J Appl Physiol 1982, 53(3), 589-595.). Therefore, IP antagonists may have a utility for the treatment of those respiratory diseases.

30 In addition, an important role of IP receptor in the induction of hyperalgesia has been clearly shown by IP receptor knockout mice (T. Murata et al., Nature 1997, 388,

678-682.). Injection of acetic acid into the peritoneal cavity induced production of PGI₂. This PGI₂ is considered to bind to IP receptor on sensory neurons. As IP receptor couples to the activation of both adenylate cyclase and phospholipase C, cAMP-dependent protein kinase (PKA) and protein kinase C (PKC) are activated.

5 PKA and PKC are known to modulate ion channels on sensory neurons such as VR1, P2X₃, and TTX-R. As a result, PGI₂ sensitizes sensory neurons to enhance the release of neurotransmitters. Hence, acetic acid injection induces nociceptive response (writhing) in mice. This acetic acid-induced writhing was greatly reduced in PGI₂ receptor-null mice as the same level as indomethacin-treated wild type mice.

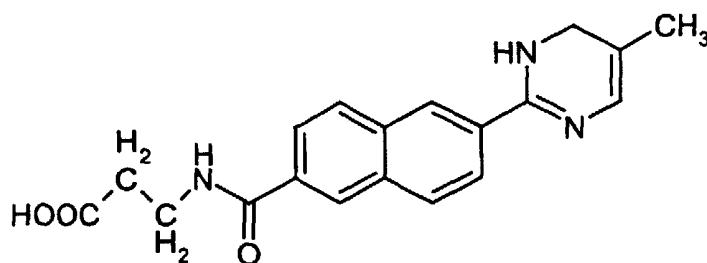
10 Several other in vivo hyperalgesia studies in rodents and in vitro studies further support that PGI₂ plays a major role in the induction of hyperalgesia and that PGI₂ acts as important modulator of sensory neurons (K. Bley et al, Trends in Pharmacological Sciences 1998, 19(4), 141-147.). Therefore, PGI₂ receptor antagonists may be useful for the treatment of pain.

15 Sensory neurons play very important roles not only in the pain sensation but also in the sensation of bladder distension. In normal subjects, A-delta sensory fibers are considered to play a major role to sense the bladder distention. However, in disease conditions of overactive bladder by, but not limited to, spinal cord injury, cystitis, 20 Parkinson's disease, multiple sclerosis, previous cerebrovascular accident, and bladder outlet obstruction (BOO) caused by benign prostate hyperplasia (BPH), the sensitivity of C-fiber sensory neurons is upregulated and they contribute to the induction of the lower urinary tract symptoms. Treatment of overactive bladder patients with intravesical injection of capsaicin or its potent analog, resiniferatoxin, 25 both of which desensitize VR1-positive C-fiber afferent neurons innervating the bladder, has been shown to be efficacious in several clinical trials (C. Silva et al, Eur Urol. 2000, 38(4), 444-452.). Therefore, C-fiber sensory neurons play an important role in the pathology of overactive bladder. PGI₂ is generated locally in the bladder and it is the major prostaglandin released from the human bladder. In a rabbit BOO 30 model, a stable metabolite of PGI₂ was reported to be increased in BOO bladder (JM. Masick et al, Prostaglandins Other Lipid Mediat. 2001, 66(3), 211-219.).

Hence, PGI₂ from disease bladder sensitizes C-fiber sensory neurons, and as a result, it may induce symptoms of overactive bladder. Therefore, antagonists of PGI₂ receptor are expected to be useful in the treatment of overactive bladder and related urinary disorders.

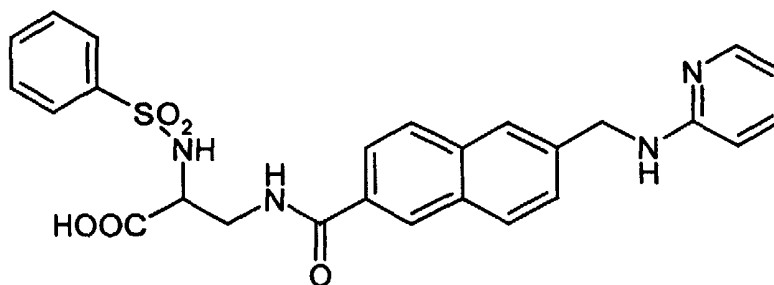
5

WO 00/31045 discloses anti-thrombotics agents represented by the general formula:



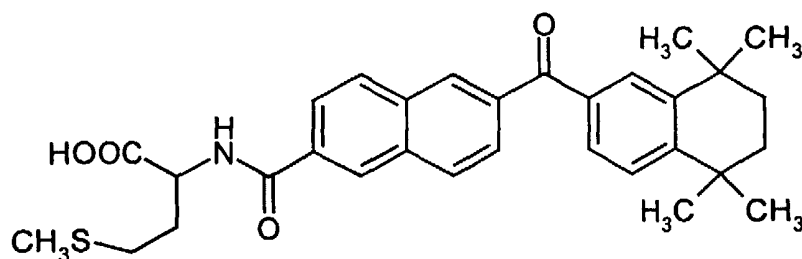
10

WO 98/44797 discloses integrin antagonists and farnesyl protein transferase inhibitors represented by the general formula:



15

EP-A-220118 discloses pharmaceutical composition intended for the treatment of dermatological, respiratory and ophthalmological conditions represented by the general formula:



However, none of the references and other reference discloses 2-naphthamides derivatives having PGI₂ antagonistic activity.

5

The development of a compound having effective PGI₂ antagonistic activity and can be used for the prophylaxis and treatment of diseases associated with PGI₂ activity has been desired.

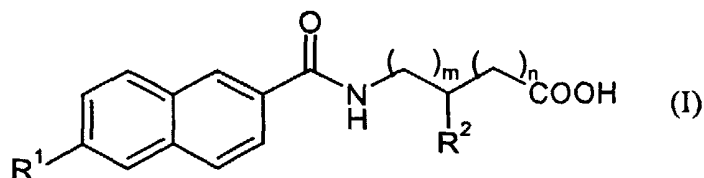
10

Summary of the invention

15

As the result of extensive studies on chemical modification of 2-naphthamides derivatives, the present inventors have found that the compounds of the structure related to the present invention have unexpectedly excellent PGI₂ and/or antagonistic activity. The present invention has been accomplished based on these findings.

This invention is to provide a novel 2-naphthamide derivative of the formula (I), its tautomeric or stereoisomeric form, or a salt thereof:



20

wherein m and n independently represent an integer from 0 to 2;

-R¹ represents -OR¹¹, -SR¹¹, -SOR¹¹, -SO₂R¹¹, -NR¹²R¹³, or -CHR¹⁴R¹⁵,

wherein R^{11} represents (C₂₋₆)alkenyl optionally substituted by aryl or heteroaryl, (C₂₋₆)alkynyl optionally substituted by aryl or heteroaryl, (C₁₋₆) alkyl optionally substituted by aryl or heteroaryl,

5

R^{12} and R^{13} independently represent hydrogen, (C₂₋₆)alkenyl optionally substituted by aryl or heteroaryl, (C₂₋₆)alkynyl optionally substituted by aryl or heteroaryl, (C₁₋₆) alkyl optionally substituted by aryl or heteroaryl, or R^{12} and R^{13} together form with the nitrogen atom, 5-7 membered saturated hetero ring optionally interrupted by O or NH;

10

R^{14} and R^{15} independently represent hydrogen, (C₂₋₆)alkenyl optionally substituted by aryl or heteroaryl, (C₂₋₆)alkynyl optionally substituted by aryl or heteroaryl, (C₁₋₆) alkyl optionally substituted by aryl or heteroaryl, (C₁₋₆) alkoxy optionally substituted by aryl or heteroaryl, or

15

R^{14} and R^{15} together form with the CH, (C₃₋₈)cycloalkyl optionally interrupted by NH, or O, or R^{14} and R^{15} together form with the CH, phenyl optionally substituted by hydroxy, halogen or (C₁₋₆) alkyl;

20

R^2 represents hydrogen, cyano, (C₁₋₆) alkoxy, (C₂₋₆)alkenyl, (C₂₋₆)alkynyl, (C₃₋₇)cycloalkyl, or (C₁₋₆) alkyl optionally substituted by amino, (C₁₋₆)alkyl-amino, or phenyl.

25

The compounds of the present invention surprisingly show excellent PGI₂ antagonistic activity. They are, therefore, suitable for the production of medicament or medical composition, which may be useful to treat PGI₂ related diseases.

30

More specifically, since the 2-naphthamides derivatives of the present invention antagonize PGI₂, they are useful for treatment and prophylaxis of urological diseases or disorder.

The compounds of the present invention are also useful for treatment of urological diseases or disorders. Such diseases or disorders include bladder outlet obstruction, overactive bladder, urinary incontinence, detrusor hyper-reflexia, detrusor instability,
5 reduced bladder capacity, frequency of micturition, urge incontinence, stress incontinence, bladder hyperreactivity, benign prostatic hypertrophy (BPH), prostatitis, urinary frequency, nocturia, urinary urgency, pelvic hypersensitivity, urethritis, pelvic pain syndrome, prostaticodynia, cystitis, or idiopathic bladder hypersensitivity.

10

The compounds of the present invention are also useful for treatment of pain including, but not limited to inflammatory pain, neuropathic pain, acute pain, chronic pain, dental pain, premenstrual pain, visceral pain, headaches, and the like; hypotension; hemophilia and hemorrhage; inflammation; respiratory states from
15 allergies or asthma, since the diseases also relate to PGI₂.

In another embodiment, the compounds of formula (I) are those wherein:

R¹ is phenoxy(C₁₋₆)alkyl, phenoxy(C₁₋₆)alkenyl, phenoxy(C₁₋₆)alkynyl, or
20 phenyl(C₁₋₆)alkoxy.

Yet another embodiment of the compounds of formula (I) are those wherein:

R² is phenyl (C₁₋₆)alkyl.
25

Another embodiment of the compounds of formula (I) are those wherein: R² is benzyl.

Further, the present invention provides a medicament which include one of the
30 compounds described above and optionally pharmaceutically acceptable excipient.

The Alkyl per se and "alk" and "alkyl" in alkoxy, alkanoyl, alkylamino, alkylamino-carbonyl, alkylaminosulphonyl, alkylsulphonylamino, alkoxycarbonyl, alkoxy-carbonylamino and alkanoylamino represent a linear or branched alkyl radical having generally 1 to 6, preferably 1 to 4 and particularly preferably 1 to 3 carbon atoms, representing illustratively and preferably methyl, ethyl, n-propyl, isopropyl, tert-butyl, n-pentyl and n-hexyl.

Alkoxy illustratively and preferably represents methoxy, ethoxy, n-propoxy, isopropoxy, tert-butoxy, n-pentoxy and n-hexoxy.

Alkylamino represents an alkylamino radical having one or two (independently selected) alkyl substituents, illustratively and preferably representing methylamino, ethylamino, n-propylamino, isopropylamino, tert-butylamino, n-pentylamino, n-hexyl-amino, N,N-dimethylamino, N,N-diethylamino, N-ethyl-N-methylamino, N-methyl-N-n-propylamino, N-isopropyl-N-n-propylamino, N-t-butyl-N-methylamino, N-ethyl-N-n-pentylamino and N-n-hexyl-N-methylamino.

Aryl per se represents a mono- to tricyclic aromatic carbocyclic radical having generally 6 to 14 carbon atoms, illustratively and preferably representing phenyl, naphthyl and phenanthrenyl.

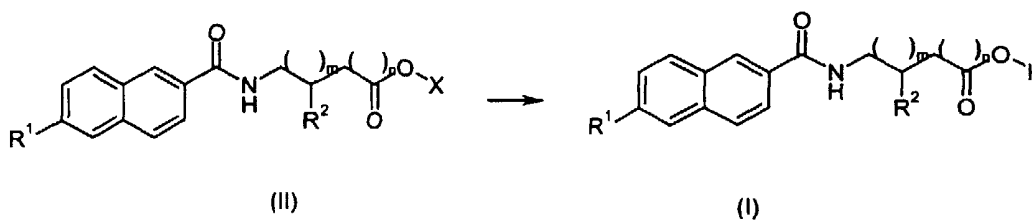
Heteroaryl per se represents an aromatic mono- or bicyclic radical having generally 5 to 10 and preferably 5 or 6 ring atoms and up to 5 and preferably up to 4 hetero atoms selected from the group consisting of S, O and N, illustratively and preferably representing thienyl, furyl, pyrrolyl, thiazolyl, oxazolyl, imidazolyl, pyridyl, pyrimidyl, pyridazinyl, indolyl, indazolyl, benzofuranyl, benzothiophenyl, quinolinyl, isoquinolinyl.

EMBODIMENT OF THE INVENTION

The compound of the formula (I) of the present invention can be, but not limited to be, prepared by combining various known methods. In some embodiments, one or more of the substituents, such as amino group, carboxyl group, and hydroxyl group of the compounds used as starting materials or intermediates are advantageously protected by a protecting group known to those skilled in the art. Examples of the protecting groups are described in "Protective Groups in Organic Synthesis (3rd Edition)" by Greene and Wuts, John Wiley and Sons, New York 1999.

The compound of the formula (I) of the present invention can be, but not limited to be, prepared by the methods [A] below.

Method [A]



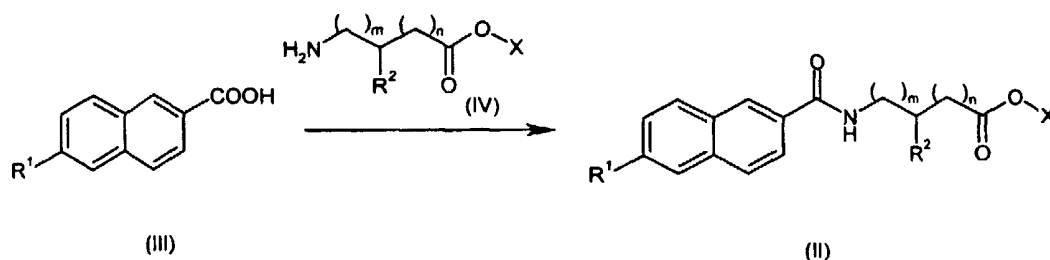
The compound of the formula (I) (wherein R¹, R², m, and n are the same as defined above, and X represents C₁₋₆ alkyl) or a salt thereof can be obtained by the hydrolysis of the starting material of formula (II).

The reaction may be carried out in a solvent including, for instance, halogenated hydrocarbons such as dichloromethane, chloroform and 1,2-dichloroethane; ethers such as diethyl ether, isopropyl ether, dioxane and tetrahydrofuran (THF) and 1,2-dimethoxyethane; aromatic hydrocarbons such as benzene, toluene and xylene; amides such as N, N-dimethylformamide (DMF), N, N-dimethylacetamide and N-methylpyrrolidone; sulfoxides such as dimethylsulfoxide (DMSO); alcohols such as methanol, ethanol, 1-propanol, isopropanol and tert-butanol; water, and others.

Optionally, two or more of the solvents selected from the listed above can be mixed and used.

5 The reaction temperature can be optionally set depending on the compounds to be reacted. The reaction temperature is usually, but not limited to, about 20°C to 100°C. The reaction may be conducted for, usually, 30 minutes to 48 hours and preferably 1 to 24 hours.

10 The reaction can be advantageously carried out in the presence of a base including, for instance, an alkali metal alkoxide such as sodium methoxide, sodium ethoxide and potassium tert-butoxide; alkali metal hydroxide such as sodium hydroxide, lithium hydroxide and potassium hydroxide; and others.



15 The compound of formula (II) (wherein R¹, R², R³, X, m and n are the same as defined above) can be prepared by the reaction of compound (III) with amine (IV).

20 The reaction may be carried out in a solvent including, for instance, halogenated hydrocarbons such as dichloromethane, chloroform and 1,2-dichloroethane; ethers such as diethyl ether, isopropyl ether, dioxane and tetrahydrofuran (THF) and 1,2-dimethoxyethane; aromatic hydrocarbons such as benzene, toluene and xylene; amides such as N, N-dimethylformamide (DMF), N, N-dimethylacetamide and N-methylpyrrolidone; sulfoxides such as dimethylsulfoxide (DMSO); and others.

25 Optionally, two or more of the solvents selected from the listed above can be mixed and used.

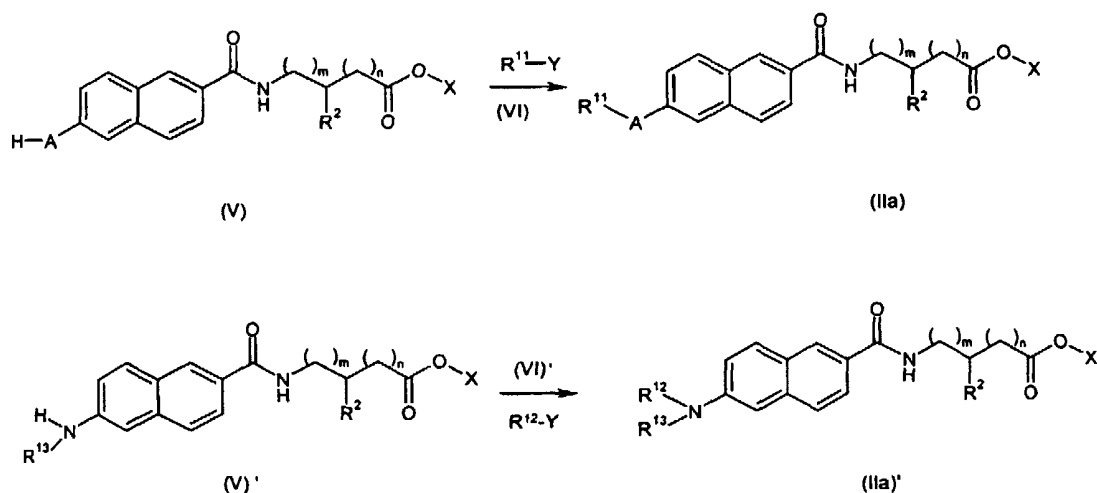
The reaction temperature can be optionally set depending on the compounds to be reacted. The reaction temperature is usually, but not limited to, about 0°C to 100°C. The reaction may be conducted for, usually, 30 minutes to 48 hours and preferably 1 to 24 hours.

5

The reaction may be carried out using coupling agent including, for instance, carbodiimides such as N, N-dicyclohexylcarbodiimide and 1-(3-dimethylamino-propyl)-3-ethylcarbodiimide, and others.

10

The compound (III) and amine (IV) can be commercially available or can be prepared by the use of known techniques.



15

Alternatively, the compound of formula (IIa) or (IIa)' (Wherein R², R¹¹, R¹², R¹³, X, m and n are the same as defined above and A represents O or S) can be prepared by the reaction of compound (V) or (V)' with reagents (VI) or (VI)', respectively, (wherein Y represents a leaving group, e.g., halogen and alkylsulfonic acid), such as benzyl chloride or benzyl bromide.

20

The reaction may be carried out in a solvent including, for instance, halogenated hydrocarbons such as dichloromethane, chloroform and 1,2-dichloroethane; ethers such as diethyl ether, isopropyl ether, dioxane and tetrahydrofuran (THF) and 1,2-

dimethoxyethane; aromatic hydrocarbons such as benzene, toluene and xylene; amides such as N, N-dimethylformamide (DMF), N, N-dimethylacetamide and N-methylpyrrolidone; sulfoxides such as dimethylsulfoxide (DMSO); ketones such as acetone; alcohols such as methanol, ethanol, 1-propanol, isopropanol and tert-butanol; and others. Optionally, two or more of the solvents selected from the listed above can be mixed and used.

The reaction temperature can be optionally set depending on the compounds to be reacted. The reaction temperature is usually, but not limited to, about 0°C to 100°C.

The reaction may be conducted for, usually, 30 minutes to 48 hours and preferably 1 to 24 hours.

The reaction can be advantageously carried out in the presence of a base including, for instance, an alkali metal hydride such as sodium hydride or potassium hydride; alkali metal alkoxide such as sodium methoxide, sodium ethoxide and potassium tert-butoxide; alkali metal hydroxide such as sodium hydroxide and potassium hydroxide; alkali metal carbonates such as sodium carbonate and potassium carbonate; alkali metal hydrogen carbonates such as sodium hydrogen carbonate and potassium hydrogen carbonate; alkaline earth metal alkoxides such as magnesium ethoxide; organic amines such as pyridine, triethylamine and N,N-diisopropylethylamine, dimethylaniline, diethylaniline and others. The compound (V) or (V)' can be commercially available or can be prepared by either the use of the similar procedure for the preparation of the compound of formula (II) or known techniques. The compound (VI) or (VI)' can be commercially available or can be prepared by the use of known techniques.

When the compound shown by the formula (I) or a salt thereof has an asymmetric carbon in the structure, their optically active compounds and racemic mixtures are also included in the scope of the present invention.

Typical salts of the compound shown by the formula (I) include salts prepared by reaction of the compounds of the present invention with a mineral or organic acid, or an organic or inorganic base. Such salts are known as acid addition and base addition salts, successively.

5

Acids to form salts include inorganic acids such as, without limitation, sulfuric acid, phosphoric acid, hydrochloric acid, hydrobromic acid, hydriodic acid and the like, and organic acids, such as, without limitation, p-toluenesulfonic acid, methane-sulfonic acid, oxalic acid, p-bromophenylsulfonic acid, succinic acid, citric acid,
10 benzoic acid, acetic acid, and the like.

Base addition salts include those derived from inorganic bases, such as, without limitation, ammonium hydroxide, alkaline metal hydroxide, alkaline earth metal hydroxides, carbonates, bicarbonates, and the like, and organic bases, such as,
15 without limitation, ethanolamine, triethylamine, tris(hydroxymethyl)aminomethane, and the like. Examples of inorganic bases include, sodium hydroxide, potassium hydroxide, potassium carbonate, sodium carbonate, sodium bicarbonate, potassium bicarbonate, calcium hydroxide, calcium carbonate, and the like.

20 The compound of the present invention or a salts thereof, depending on its substituents, may be modified to form lower alkylesters or known other esters; and/or hydrates or other solvates. Those esters, hydrates, and solvates are included in the scope of the present invention.

25 The compound of the present invention may be administered in oral forms, such as, without limitation normal and enteric coated tablets, capsules, pills, powders, granules, elixirs, tinctures, solution, suspensions, syrups, solid and liquid aerosols and emulsions. They may also be administered in parenteral forms, such as, without limitation, intravenous, intraperitoneal, subcutaneous, intramuscular, and the like
30 forms, well-known to those of ordinary skill in the pharmaceutical arts. The compounds of the present invention can be administered in intranasal form via

topical use of suitable intranasal vehicles, or via transdermal routes, using transdermal delivery systems well-known to those of ordinary skilled in the art.

The dosage regimen with the use of the compounds of the present invention is selected by one of ordinary skill in the arts, in view of a variety of factors, including, without limitation, age, weight, sex, and medical condition of the recipient, the severity of the condition to be treated, the route of administration, the level of metabolic and excretory function of the recipient, the dosage form employed, the particular compound and salt thereof employed.

The compounds of the present invention are preferably formulated prior to administration together with one or more pharmaceutically-acceptable excipients. Excipients are inert substances such as, without limitation carriers, diluents, flavoring agents, sweeteners, lubricants, solubilizers, suspending agents, binders, tablet disintegrating agents and encapsulating material.

Yet another embodiment of the present invention is pharmaceutical formulation comprising a compound of the invention and one or more pharmaceutically-acceptable excipients that are compatible with the other ingredients of the formulation and not deleterious to the recipient thereof. Pharmaceutical formulations of the invention are prepared by combining a therapeutically effective amount of the compounds of the invention together with one or more pharmaceutically-acceptable excipients. In making the compositions of the present invention, the active ingredient may be mixed with a diluent, or enclosed within a carrier, which may be in the form of a capsule, sachet, paper, or other container. The carrier may serve as a diluent, which may be solid, semi-solid, or liquid material which acts as a vehicle, or can be in the form of tablets, pills, powders, lozenges, elixirs, suspensions, emulsions, solutions, syrups, aerosols, ointments, containing, for example, up to 10% by weight of the active compound, soft and hard gelatin capsules, suppositories, sterile injectable solutions and sterile packaged powders.

For oral administration, the active ingredient may be combined with an oral, and non-toxic, pharmaceutically-acceptable carrier, such as, without limitation, lactose, starch, sucrose, glucose, sodium carbonate, mannitol, sorbitol, calcium carbonate, calcium phosphate, calcium sulfate, methyl cellulose, and the like; together with,
5 optionally, disintegrating agents, such as, without limitation, maize, starch, methyl cellulose, agar bentonite, xanthan gum, alginic acid, and the like; and optionally, binding agents, for example, without limitation, gelatin, natural sugars, beta-lactose, corn sweeteners, natural and synthetic gums, acacia, tragacanth, sodium alginate, carboxymethylcellulose, polyethylene glycol, waxes, and the like; and, optionally,
10 lubricating agents, for example, without limitation, magnesium stearate, sodium stearate, stearic acid, sodium oleate, sodium benzoate, sodium acetate, sodium chloride, talc, and the like.

In powder forms, the carrier may be a finely divided solid which is in admixture with
15 the finely divided active ingredient. The active ingredient may be mixed with a carrier having binding properties in suitable proportions and compacted in the shape and size desired to produce tablets. The powders and tablets preferably contain from about 1 to about 99 weight percent of the active ingredient which is the novel composition of the present invention. Suitable solid carriers are magnesium
20 carboxymethyl cellulose, low melting waxes, and cocoa butter.

Sterile liquid formulations include suspensions, emulsions, syrups and elixirs. The active ingredient can be dissolved or suspended in a pharmaceutically acceptable carrier, such as sterile water, sterile organic solvent, or a mixture of both sterile water
25 and sterile organic solvent.

The active ingredient can also be dissolved in a suitable organic solvent, for example, aqueous propylene glycol. Other compositions can be made by dispersing the finely divided active ingredient in aqueous starch or sodium carboxymethyl cellulose
30 solution or in a suitable oil.

The formulation may be in unit dosage form, which is a physically discrete unit containing a unit dose, suitable for administration in human or other mammals. A unit dosage form can be a capsule or tablets, or a number of capsules or tablets. A "unit dose" is a predetermined quantity of the active compound of the present invention, calculated to produce the desired therapeutic effect, in association with one or more excipients. The quantity of active ingredient in a unit dose may be varied or adjusted from about 0.1 to about 1000 milligrams or more according to the particular treatment involved.

Typical oral dosages of the present invention, when used for the indicated effects, will range from about 0.01 mg/kg/day to about 100 mg/kg/day, preferably from 0.1 mg/kg/day to 30 mg/kg/day, and most preferably from about 0.5 mg/kg/day to about 10 mg/kg/day. In the case of parenteral administration, it has generally proven advantageous to administer quantities of about 0.001 to 100 mg/kg/day, preferably from 0.01 mg/kg/day to 1 mg/kg/day. The compounds of the present invention may be administered in a single daily dose, or the total daily dose may be administered in divided doses, two, three, or more times per day. Where delivery is via transdermal forms, of course, administration is continuous.

Examples

The present invention will be described in detail below in the form of examples, but they should by no means be construed as defining the metes and bounds of the present invention.

In the examples below, all quantitative data, if not stated otherwise, relate to percentages by weight.

Melting points are uncorrected. Liquid Chromatography - Mass spectroscopy (LC-MS) data were recorded on a Micromass Platform LC with Shimadzu Phenomenex ODS column (4.6 mm x 30 mm) flushing a mixture of acetonitrile-water (9:1 to 1:9) at 1 ml/min of the flow rate. Mass spectra were obtained using electrospray (ES) ionization techniques (micromass Platform LC). TLC was performed on a precoated silica gel plate (Merck silica gel 60 F-254). Silica gel (WAKO-gel C-200 (75-150 μ m)) was used for all column chromatography separations. All chemicals were reagent grade and were purchased from Sigma-Aldrich, Wako pure chemical industries, Ltd., Great Britain, Tokyo kasei kogyo Co., Ltd., Japan, Nacalai tesque, Inc., Watanabe Chemical Ind. Ltd., Maybridge plc, Lancaster Synthesis Ltd., Great Britain, Merck KgaA, Germany, Kanto Chemical Co., Ltd.

The effect of the present compounds were examined by the following assays and pharmacological tests.

[Measurement of the [3 H]-iloprost binding to HEL cells] (Assay 1)

A human erythroleukemia cell line, HEL 92.1.7, was purchased from American Type Culture Collection and maintained in RPMI-1640 medium (Gibco BRL) supplemented with 10% fetal calf serum (FCS), 2 mM glutamine, 4.5 g/L glucose, 10 mM Hepes, 1 mM sodium pyruvate, 100 U/ml penicillin, and 100 μ g/ml strepto-

mycin in a humidified 5% CO₂ atmosphere at 37°C. Cells were collected with centrifugation and washed with binding assay buffer (BAB: 50 mM Tris-HCl, 5 mM MgCl₂ (pH 7.5)). Cells were suspended at the density of 6.25×10^6 cells/ml in BAB, and one million cells in 160 µl aliquot of cell suspension were put in a well of 96 well plate (Falcon). Then, 20 µl of compound solution, 100 µM of iloprost (for non-specific binding), or buffer alone (total binding), diluted with 1% DMSO in BAB was added. Finally, another 20 µl containing [³H]-iloprost (0.02 µCi, 0.5-1 pmol) in BAB was added and incubated at room temperature for 30 min with a gentle shaking. Cell suspension was then transferred to a well of MultiScreen plate with GF/C glass filters (Millipore) to harvest cells. Cells were washed twice with 200 µl of ice-cold BAB and the plate was kept at 55°C for 30 min to dry filters. The filter in the well was punched out to a counting tube and 2 ml of Ultima Gold XR (Packard) was added. [³H]-radio activity in the filter was measured by a liquid scintillation counter (Beckman, USA).

[Iloprost-induced cAMP production assay in HEL cells] (Assay 2)

HEL cells were collected with centrifugation and washed with cAMP assay buffer (CAB: Hank's balanced salt solution, 17 mM Hepes, 0.1% bovine serum albumin, 1 mM IBMX, 0.4% DMSO, and 1 mM L-ascorbic acid sodium salt (pH 7.4)). Cells were suspended at the density of 2.5×10^5 cells/ml in CAB, and twenty thousand cells in 80 µl aliquot of cell suspension were put in a well of 96 well plate (Falcon). Then, 10 µl of compound solution diluted with 1% DMSO in CAB or buffer alone was added. The plate was incubated at 37°C for 30 min. Then, another 10 µl containing 100 nM iloprost in CAB or buffer alone was added and further incubated at 37°C for 30 min. cAMP content in the well was measured by a cAMP ELISA kit (Applied Biosystems, USA).

[Measurement of rhythmic bladder contraction in anesthetized rats]

(1) Animals

5 Female Sprague-Dawley rats (200~250 g / Charles River Japan) were used.

(2) Rhythmic bladder contraction in anesthetized rats

10 Rats were anesthetized by intraperitoneal administration of urethane (Sigma) at 1.25 g/kg. The trachea was cannulated with a polyethylene tube (HIBIKI, No.8) to facilitate respiration; and a cannula (BECTON DICKINSON, PE-50) was placed in the left femoral vein for intravenous administration of testing compounds. The abdomen was opened through a midline incision, and after both ureters were cut, a water-filled balloon (about 1 ml capacity) was inserted through the apex of the
15 bladder dome. The balloon was connected to a pressure transducer onto a polygraph. Rhythmic bladder contraction was elicited by raising up intravesical pressure to approximately 15 cm H₂O. After the rhythmic bladder contraction was stable, a testing compound was administered intravenously. Activity was estimated by measuring disappearance time and amplitude of the rhythmic bladder contraction.
20 The effect on amplitude of bladder contractions was expressed as a percent suppression of the amplitude of those after the disappearance was recovered. Experimental values were expressed as the mean±S.E.M. The testing compounds-mediated inhibition of the rhythmic bladder contraction was evaluated using Student's t-test. A probability level less than 5% was accepted as significant
25 difference.

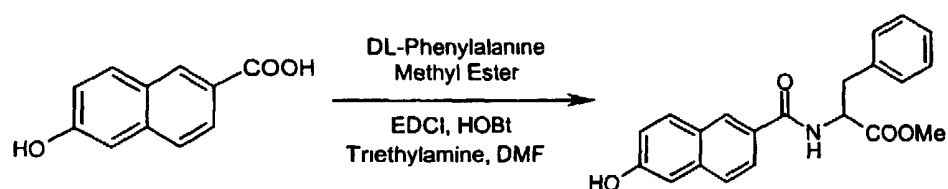
Results of PGI₂ receptor binding/cAMP is shown in Examples and tables of the Examples below. The data corresponds to the compounds as yielded by solid phase synthesis and thus to levels of purity of about 40 to 90%. For practical reasons, the
30 compounds are grouped in three classes of activity as follows:

$$IC_{50} = A \ 1 \ \mu M < B \ 10 \ \mu M < C$$

The compounds of the present invention also show excellent selectivity, and strong activity in in vivo assays.

5 **Example 1:**

(1) N-(6-Hydroxy-2-naphthoyl)phenylalanine Methyl Ester

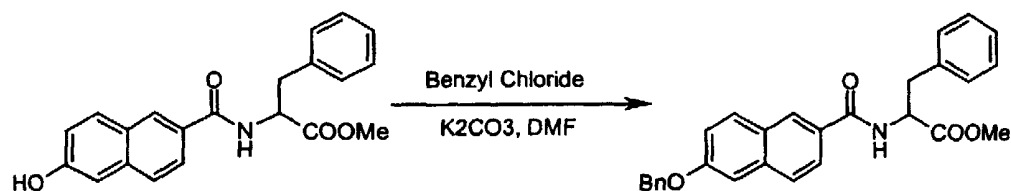


10

To a solution of 6-hydroxy-2-naphthoic acid (300 mg), DL-phenylalanine methyl ester (344 mg), 1-hydroxybenzotriazole (HOBt, 280mg), and triethylamine (0.3 ml) in N,N-dimethylformamide (DMF, 8 ml) was added 1-ethyl-3-(3-dimethylamino-propyl)carbodiimide (EDCI, 396 mg). The mixture was stirred at room temperature overnight and concentrated in vacuo. The residue was extracted with ethyl acetate and washed with brine. The organic layer was dried over sodium sulfate and evaporated to give colorless viscous oil, that was purified by silica gel column chromatography (hexane/ethyl acetate = 1:1) to give N-(6-hydroxy-2-naphthoyl)-phenylalanine methyl ester (475 mg, 85%) as a colorless foam.

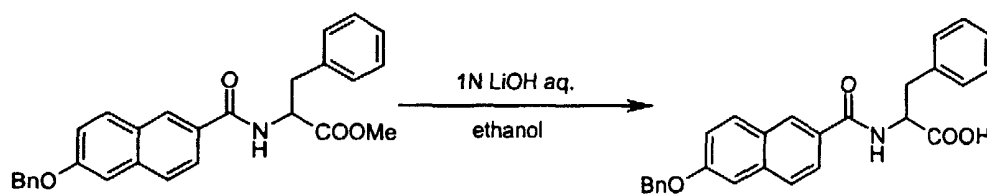
20

(2) N-(6-Benzyloxy-2-naphthoyl)phenylalanine Methyl Ester



To a solution of N-(6-hydroxy-2-naphthoyl)phenylalanine methyl ester (200 mg) and benzyl chloride (80 μ l) in DMF (5 ml) was added potassium carbonate (95 mg). The mixture was stirred at room temperature overnight and at 70°C for 2 hrs. The solvent was evaporated in vacuo and the residue was extracted with ethyl acetate and washed with brine. The organic layer was dried over sodium sulfate and concentrated in vacuo to give a colorless solid, that was purified by preparative TLC (chloroform/ethyl acetate = 10/1) and crystallization with diisopropyl ether to give N-(6-benzyloxy-2-naphthoyl)phenylalanine methyl ester (190 mg, 76%) as a colorless solid.

(3) N-(6-Benzyloxy-2-naphthoyl)phenylalanine



To a solution of N-(6-benzyloxy-2-naphthoyl)phenylalanine methyl ester (60 mg) in ethanol (2 ml) was added 1N lithium hydroxide water solution (0.2 ml). The mixture was stirred at 50°C for 4 hrs and concentrated in vacuo. The residue was diluted with water and acidified with 1N hydrochloric acid to be extracted with a mixture of acetate and tetrahydrofuran. The organic layer was washed with brine and dried over sodium sulfate. The solvent was evaporated off to give a colorless oil, that was crystallized with diisopropylether to give N-(6-benzyloxy-2-naphthoyl)phenylalanine (47.8 mg, 82%) as a colorless solid.

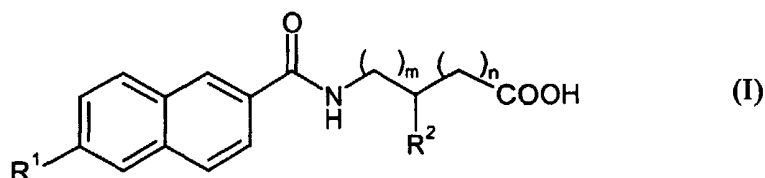
mp 230°C; Calcd [M+1]:426, Found: m/z 426.

Molecular weight: 425.48

Activity grade assay 1: A

Claims

- (1) A 2-naphthamide derivative of the formula (I), its tautomeric or stereoisomeric form, or a salt thereof:



wherein m and n independently represent an integer from 0 to 2;

10 -R¹ represents -OR¹¹, -SR¹¹, -SOR¹¹, -SO₂R¹¹, -NR¹²R¹³, or -CHR¹⁴R¹⁵,

wherein R¹¹ represents (C₂-₆)alkenyl optionally substituted by aryl or heteroaryl, (C₂-₆)alkynyl optionally substituted by aryl or heteroaryl, (C₁-₆) alkyl optionally substituted by aryl or heteroaryl,

15 R¹² and R¹³ independently represent hydrogen, (C₂-₆)alkenyl optionally substituted by aryl or heteroaryl, (C₂-₆)alkynyl optionally substituted by aryl or heteroaryl, (C₁-₆) alkyl optionally substituted by aryl or heteroaryl, or R¹² and R¹³ together form with the nitrogen atom, 5-7
20 membered saturated hetero ring optionally interrupted by O or NH;

R¹⁴ and R¹⁵ independently represent hydrogen, (C₂-₆)alkenyl optionally substituted by aryl or heteroaryl, (C₂-₆)alkynyl optionally substituted by aryl or heteroaryl, (C₁-₆) alkyl optionally substituted by aryl or heteroaryl, (C₁-₆) alkoxy optionally substituted by aryl or heteroaryl,
25 or

R¹⁴ and R¹⁵ together form with the CH, (C₃₋₈)cycloalkyl optionally interrupted by NH, or O, or R¹⁴ and R¹⁵ together form with the CH, phenyl optionally substituted by hydroxy, halogen or (C₁₋₆) alkyl;

5 R² represents hydrogen, cyano, (C₁₋₆) alkoxy, (C₂₋₆)alkenyl, (C₂₋₆)alkynyl, (C₃₋₇)cycloalkyl, or (C₁₋₆) alkyl optionally substituted by amino, (C₁₋₆)alkylamino, or phenyl.

10 (2) The 2-naphthamide derivative, its tautomeric or stereoisomeric form, or a salt thereof as claimed in claim 1,

wherein R¹ is phenoxy(C₁₋₆)alkyl, phenoxy(C₁₋₆)alkenyl, phenoxy-(C₁₋₆)alkynyl, or phenyl(C₁₋₆)alkoxy.

15 (3) The 2-naphthamide derivative, its tautomeric or stereoisomeric form, or a salt thereof as claimed in claim 1,

wherein R² is phenyl (C₁₋₆)alkyl.

20 (4) The 2-naphthamide derivative, its tautomeric or stereoisomeric form, or a salt thereof as claimed in claim 1,

wherein R² is benzyl.

25 (5) A medicament comprising the 2-naphthamide derivative, its tautomeric or stereoisomeric form, or a physiologically acceptable salt thereof as claimed in claim 1 as an active ingredient.

30 (6) The medicament as claimed in claim 5, further comprising one or more pharmaceutically acceptable excipients.

- (7) The medicament as claimed in claim 5, wherein the 2-naphthamide derivative, its tautomeric or stereoisomeric form, or a physiologically acceptable salt thereof is a PGI2 antagonist.
- 5 (8) An agent to treat or prevent a urological disorder or disease; comprising the 2-naphthamide derivative, its tautomeric or stereoisomeric form, or a physiologically acceptable salt thereof as claimed in claim 1 as an active ingredient.
- 10 (9) An agent to treat pain; comprising the 2-naphthamide derivative, its tautomeric or stereoisomeric form, or a physiologically acceptable salt thereof as claimed in claim 1 as an active ingredient.
- 15 (10) An agent to treat hypotension; comprising the 2-naphthamide derivative, its tautomeric or stereoisomeric form, or a physiologically acceptable salt thereof as claimed in claim 1 as an active ingredient.
- 20 (11) An agent to treat hemophilia and hemorrhage; comprising the 2-naphthamide derivative, its tautomeric or stereoisomeric form, or a physiologically acceptable salt thereof as claimed in claim 1 as an active ingredient.
- 25 (12) An agent to treat inflammation; comprising the 2-naphthamide derivative, its tautomeric or stereoisomeric form, or a physiologically acceptable salt thereof as claimed in claim 1 as an active ingredient.
- 30 (13) Use of compounds according to any of Claims 1 to 4 for manufacturing a medicament for the treatment and/or prophylaxis of urological disorders.
- (14) Process for controlling urological disorders in humans and animals by administration of a PGI2-antagonistically effective amount of at least one compound according to any of Claims 1 to 4.



INVESTOR IN PEOPLE

Application No: GB 0213488.0
Claims searched: 1-14

Examiner: Peter Davey
Date of search: 23 July 2003

Patents Act 1977 : Search Report under Section 17

Documents considered to be relevant:

Category	Relevant to claims	Identity of document and passage or figure of particular relevance
E,X	1, 5 and 6 at least	WO 02/092068 A1 (ONO PHARMACEUTICAL), see eg. page 131

Categories:

X Document indicating lack of novelty or inventive step	A Document indicating technological background and/or state of the art
Y Document indicating lack of inventive step if combined with one or more other documents of same category	P Document published on or after the declared priority date but before the filing date of this invention
& Member of the same patent family	E Patent document published on or after, but with priority date earlier than, the filing date of this application

Field of Search:

Search of GB, EP, WO & US patent documents classified in the following areas of the UKC^v:

--

Worldwide search of patent documents classified in the following areas of the IPC⁷:

C07C

The following online and other databases have been used in the preparation of this search report:

WPI, EPODOC, JAPIO, CAS ONLINE
