



US00D686888S

(12) **United States Design Patent**
Meyers et al.

(10) **Patent No.:** **US D686,888 S**

(45) **Date of Patent:** **** Jul. 30, 2013**

(54) **CONTAINER WITH A HANDLE HAVING AN OPENING IN THE LID**

(75) Inventors: **David O. Meyers**, Kaysville, UT (US);
Steven M. Sorensen, Alpine, UT (US)

(73) Assignee: **Runway Blue, LLC**, Pleasant Grove, UT (US)

(**) Term: **14 Years**

(21) Appl. No.: **29/431,546**

(22) Filed: **Sep. 7, 2012**

(51) **LOC (9) Cl.** **07-07**

(52) **U.S. Cl.** **D7/629**
USPC

(58) **Field of Classification Search**
USPC D7/601, 602, 629, 628, 630, 709,
D7/608; 220/780-806, 675, 574-575, 236,
220/326, 324, 4.23-4.25, 4.27, 300, 212.5,
220/293, 294, 761; 206/503, 509, 549, 508,
206/545

See application file for complete search history.

(56) **References Cited**

U.S. PATENT DOCUMENTS

2,514,573	A *	7/1950	Harrison	220/4.24
3,369,691	A *	2/1968	Wei	220/4.27
3,552,548	A *	1/1971	Wallestad et al.	206/710
D261,088	S *	10/1981	Akimov et al.	D7/608
4,399,926	A *	8/1983	Eidels-Dubovoy	220/288
4,474,303	A *	10/1984	Maccise	220/4.27
4,537,044	A *	8/1985	Putnam	62/371

4,932,225	A *	6/1990	Bighouse	62/457.4
D350,460	S *	9/1994	Picozza et al.	D7/629
D405,654	S *	2/1999	Moran	D7/629
D518,336	S *	4/2006	Hirani	D7/629
D526,827	S *	8/2006	Allen et al.	D7/306
D546,131	S *	7/2007	Morales	D7/608
D593,811	S *	6/2009	Carreno	D7/629
D622,089	S *	8/2010	Daniel et al.	D7/313
D622,554	S *	8/2010	Carreno	D7/629
D629,657	S *	12/2010	Carreno	D7/629
D641,594	S *	7/2011	Huang	D7/629
D666,061	S *	8/2012	Ying	D7/629

* cited by examiner

Primary Examiner — Terry Wallace

(74) *Attorney, Agent, or Firm* — Maschoff Brennan

(57) **CLAIM**

The ornamental design for a container with a handle having an opening in the lid, as shown and described.

DESCRIPTION

FIG. 1 is a front elevation view of container with a handle having an opening in the lid (the rear elevation view is symmetrical to the front elevation view);

FIG. 2 is a left, side elevation view thereof (the right, side elevation view is symmetrical to the left, side elevation view);

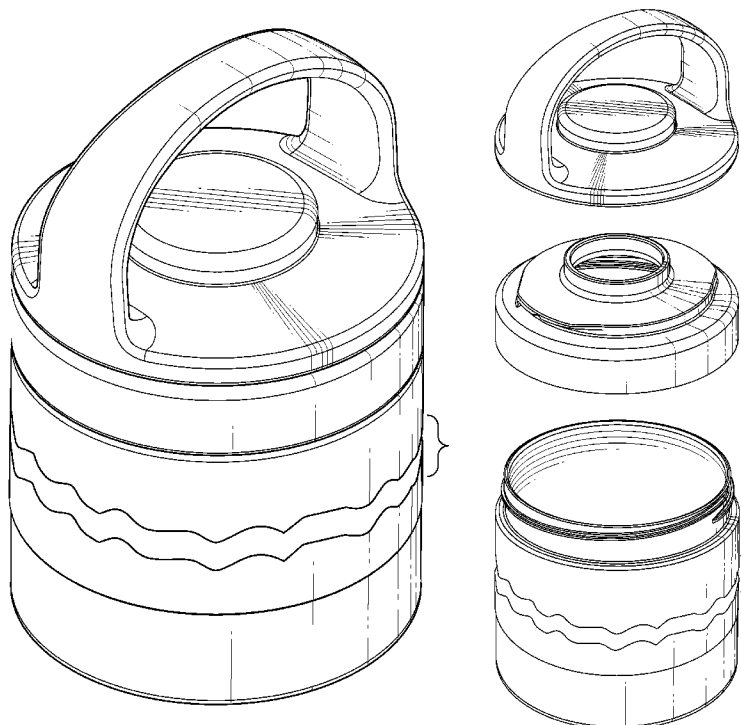
FIG. 3 is a top plan view thereof;

FIG. 4 is a bottom plan view thereof where the broken lines illustrate an exemplary contour of the bottom of the container that forms no part of the claimed design;

FIG. 5 is a perspective view thereof; and,

FIG. 6 is an exploded view thereof showing the opening in the lid.

1 Claim, 6 Drawing Sheets



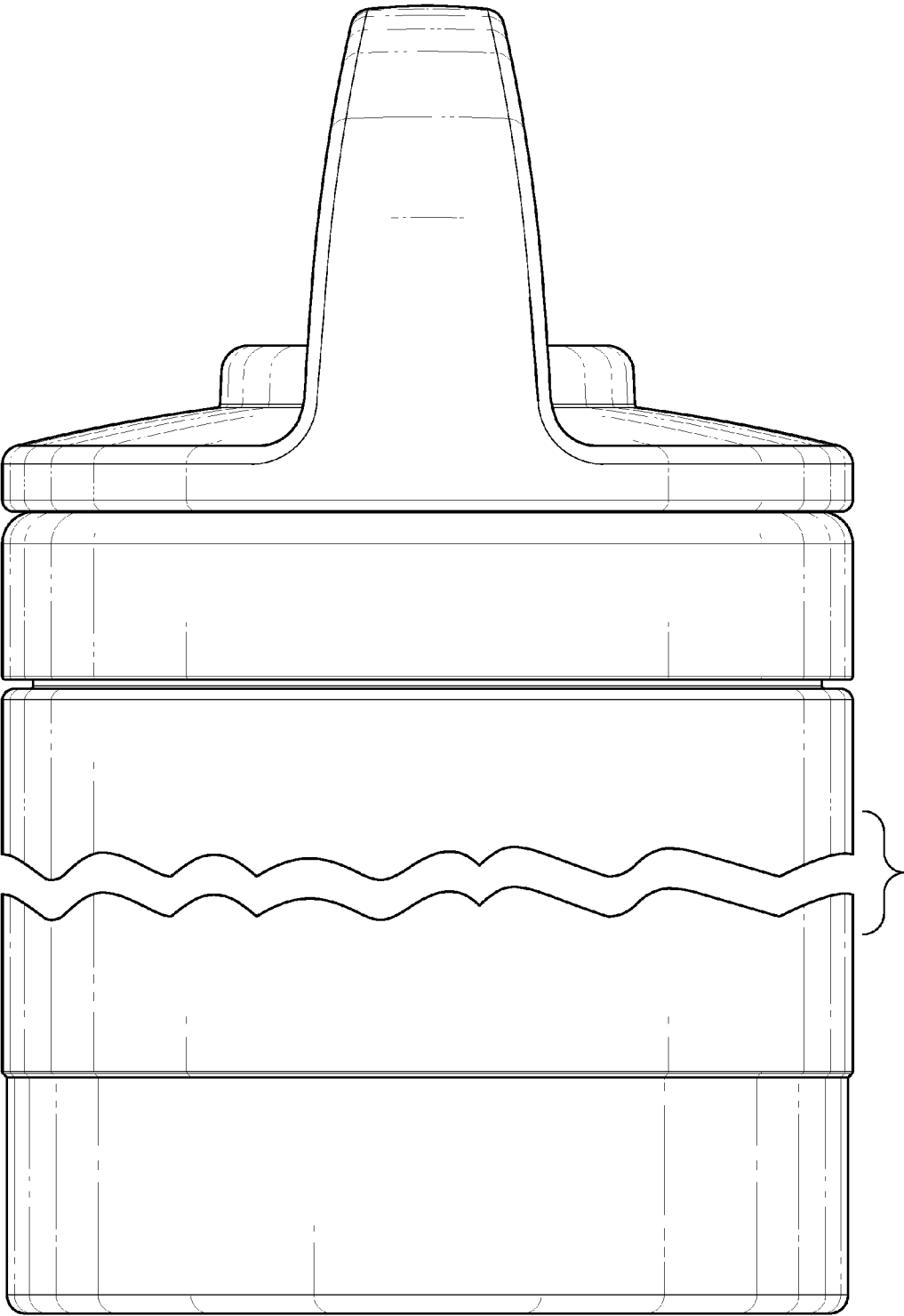


Fig. 1

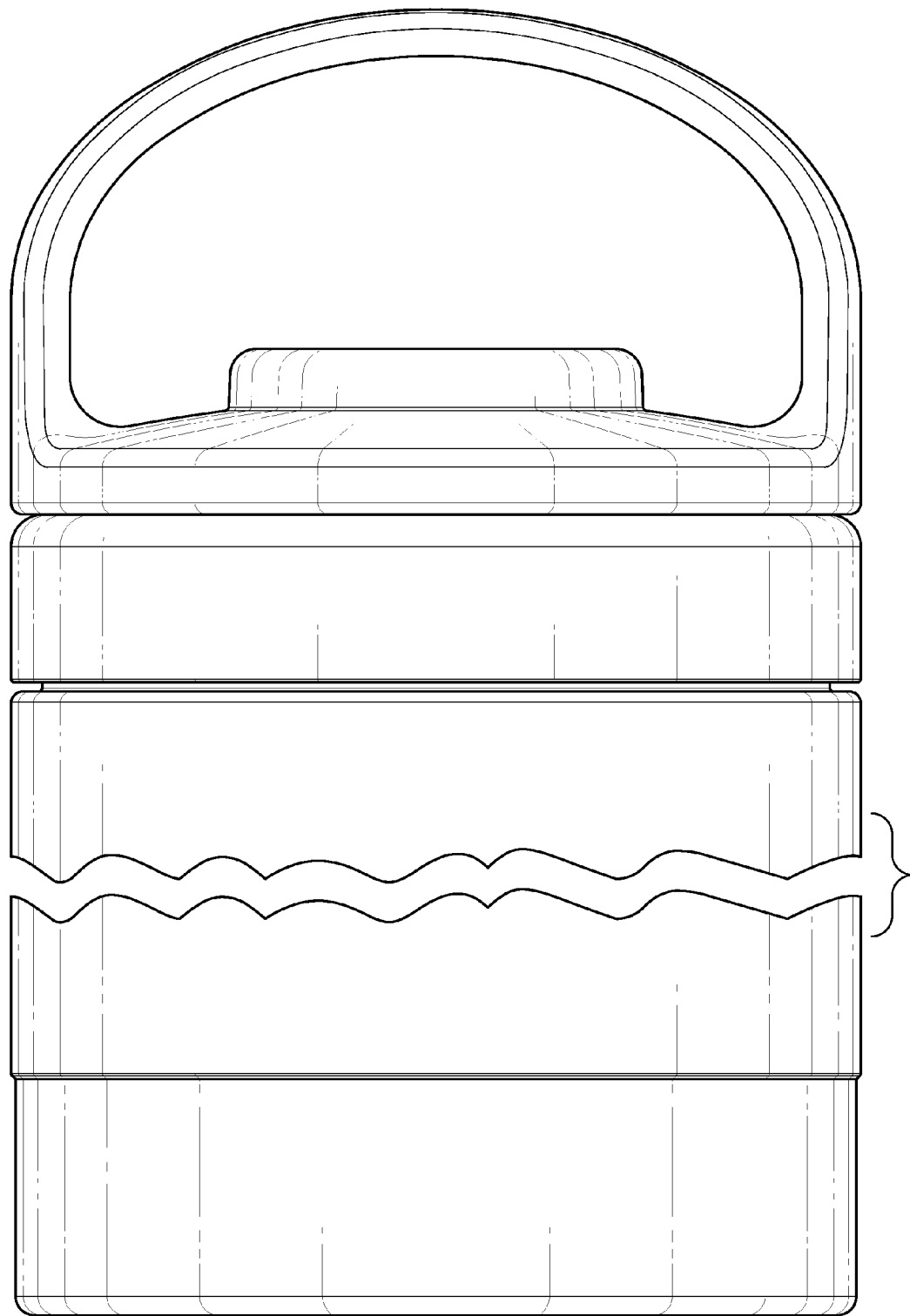


Fig. 2

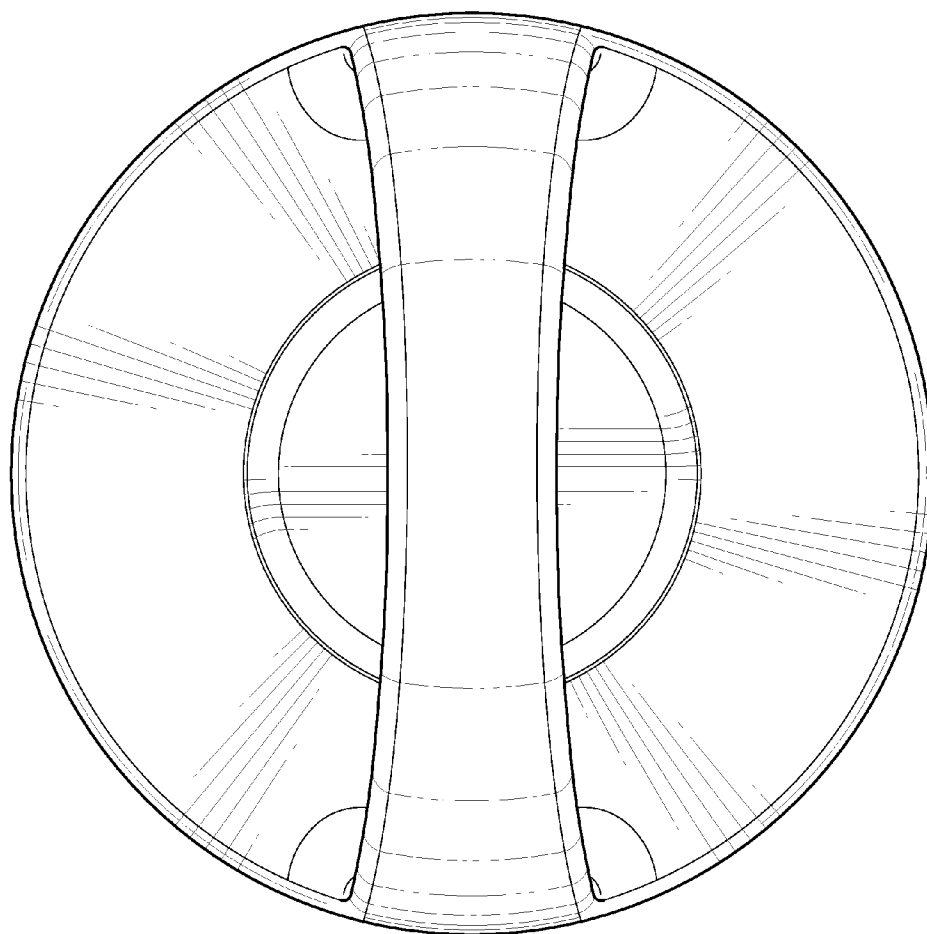


Fig. 3

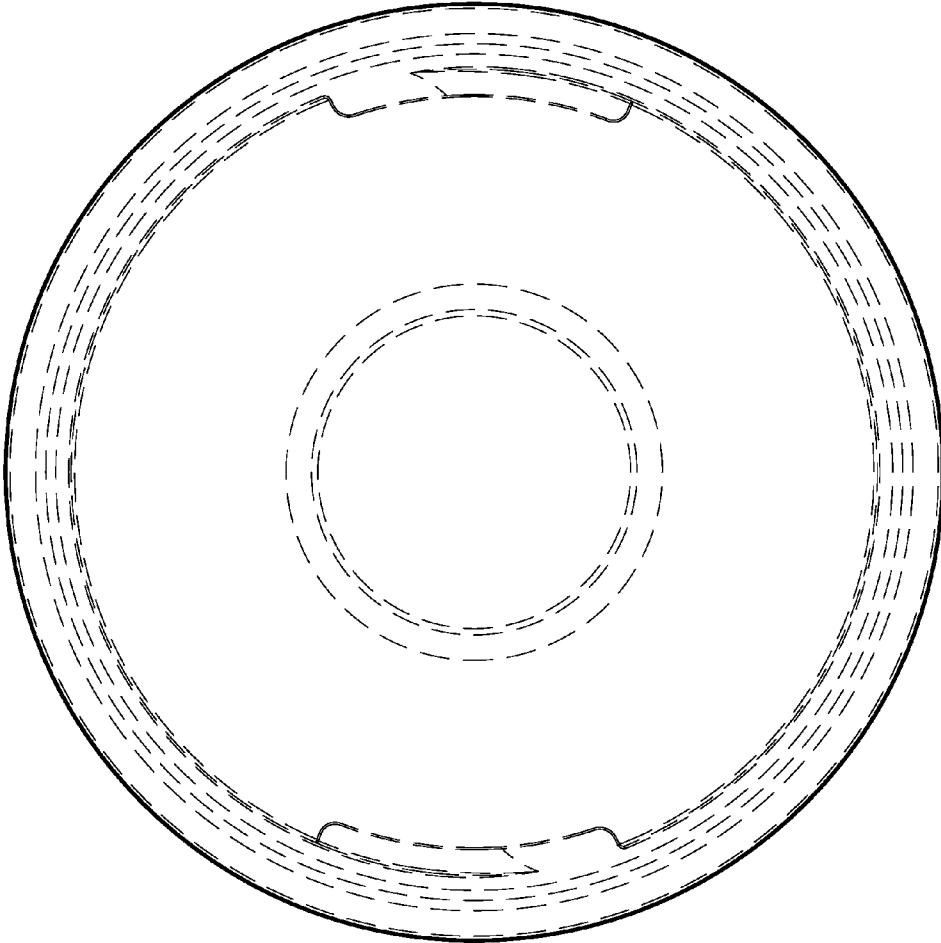


Fig. 4

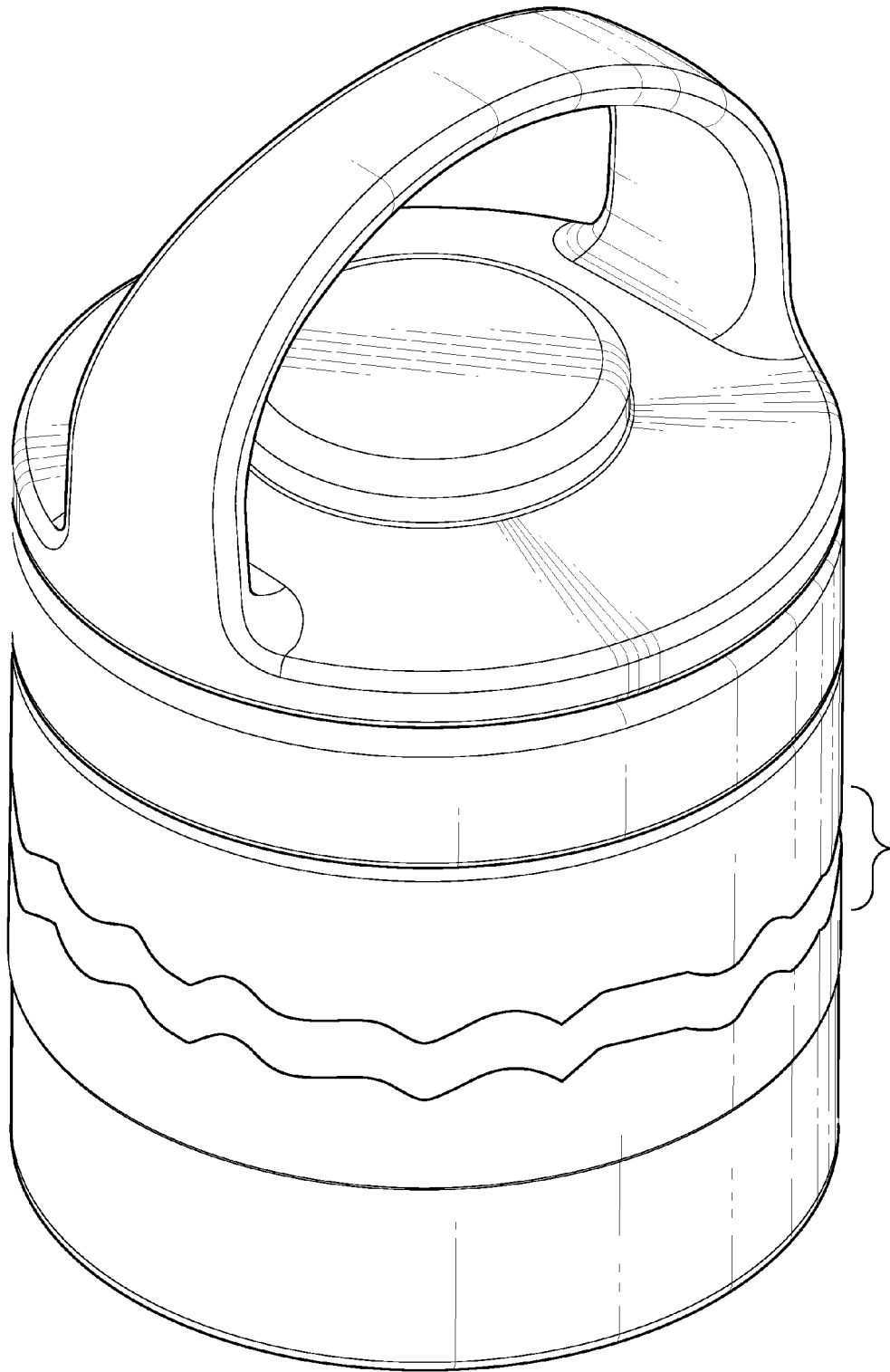


Fig. 5

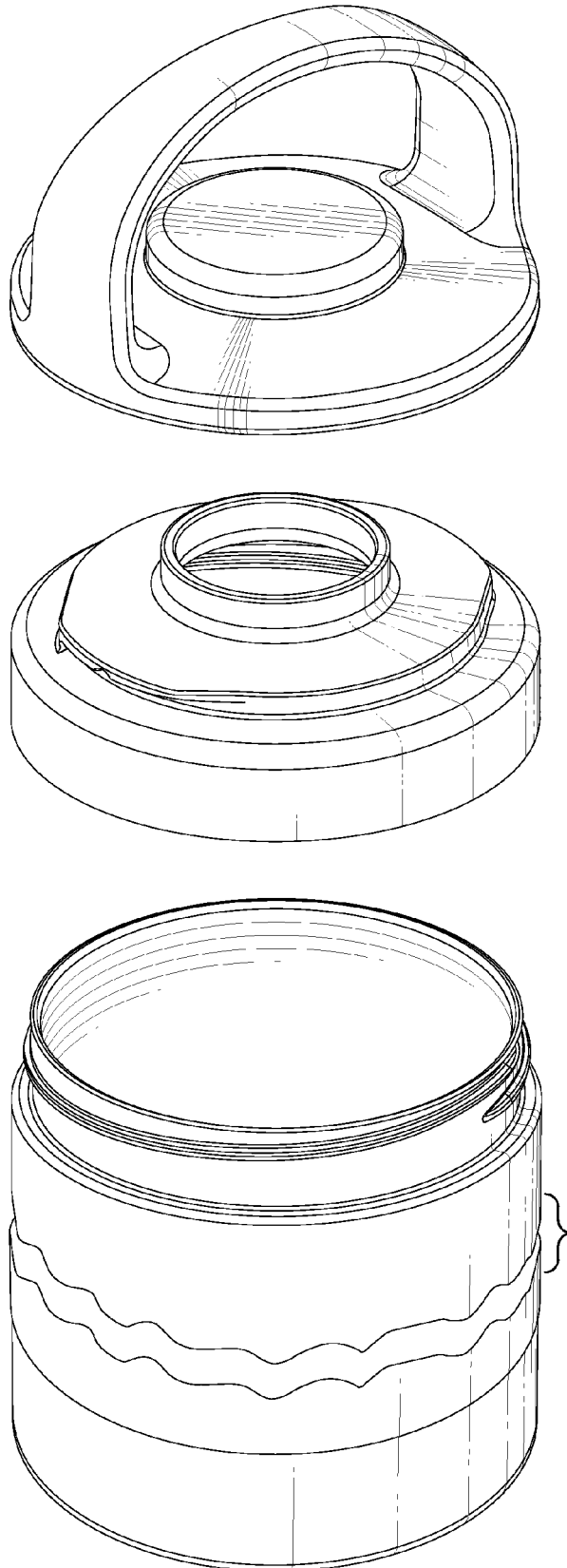


Fig. 6