United States Patent [19]

St. Alban

[11] **Patent Number: Des. 288,407**

[45] **Date of Patent: ** Feb. 24, 1987**

[54] **REINFORCEMENT BAR SUPPORT CHAIR**

[75] Inventor: **John W. St. Alban,** Adelaide, Australia

[73] Assignee: **The Reinforcement Bar Spacer Co. Pty Ltd,** Holden Hill, Australia

[**] Term: **14 Years**

[21] Appl. No.: **638,899**

[22] Filed: **Aug. 8, 1984**

[30] **Foreign Application Priority Data**

Jun. 4, 1984 [AU] Australia 7694/84

[52] **U.S. Cl.** **D8/354**

[58] **Field of Search** D8/354, 356, 384; 52/685, 686, 687, 405, 684, 690, 693, 689

[56] **References Cited**

U.S. PATENT DOCUMENTS

D. 223,701	5/1972	Lausch	D8/356
D. 232,807	9/1974	Toner	D8/380
D. 271,847	12/1983	Hernandez	D8/356
953,091	3/1910	Jones	52/686
977,704	12/1910	Brownlee	52/686
1,133,801	3/1915	Hough	52/684
1,439,737	12/1922	Hough	52/684
1,570,814	1/1926	Wooley, Jr.	52/687
2,070,577	2/1937	Bowman et al.	52/687
3,094,745	6/1963	Stoud	52/687

FOREIGN PATENT DOCUMENTS

2419372	11/1979	France	52/684
404154	6/1966	Switzerland	52/686

Primary Examiner—James M. Gandy
Assistant Examiner—Horace B. Fay

[57] **CLAIM**

The ornamental design for a reinforcement bar support chair, substantially as shown and described.

DESCRIPTION

FIG. **1** is a left side, top and partial front perspective view of a reinforcement bar support chair showing my new design;
FIG. **2** is a rear perspective view thereof;
FIG. **3** is a front elevational view thereof;
FIG. **4** is a top plan view thereof;
FIG. **5** is a rear elevational view thereof; and
FIG. **6** is a left side elevational view thereof, the side opposite being a mirror image.

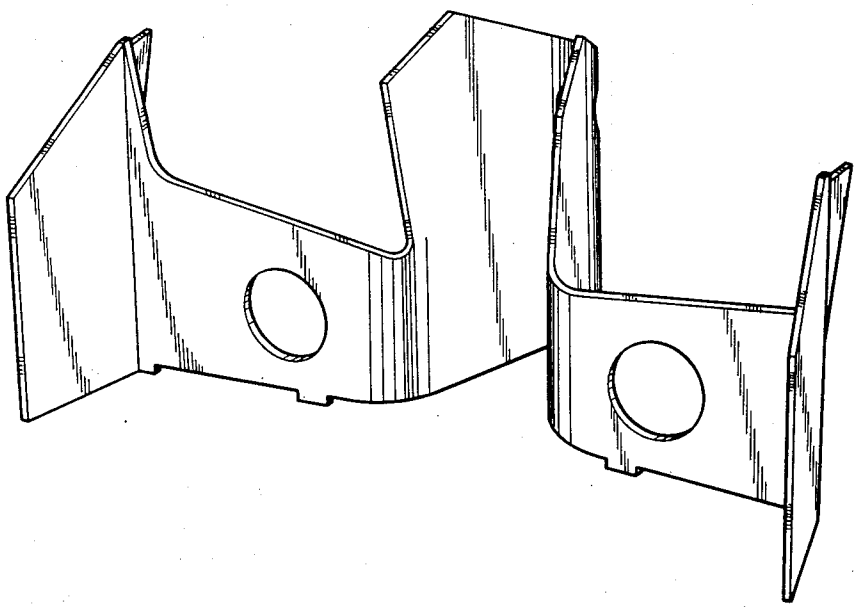

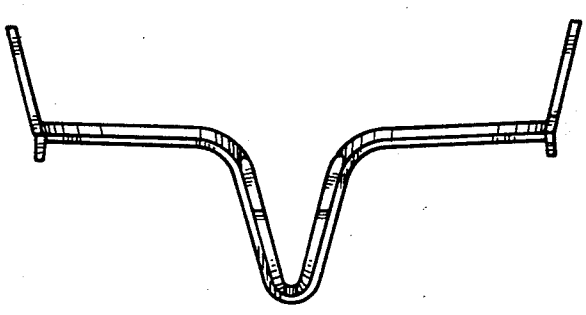



FIG 1

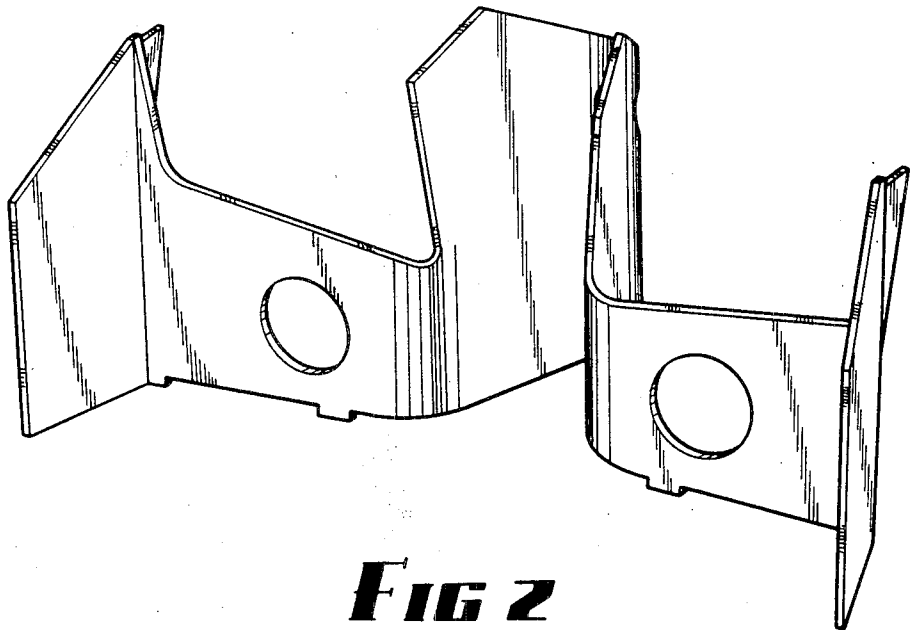

FIG 2

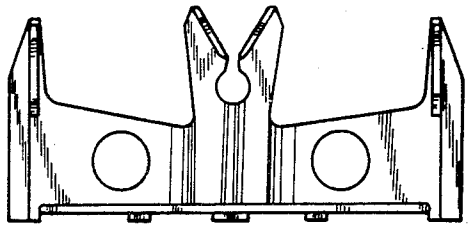

FIG 3

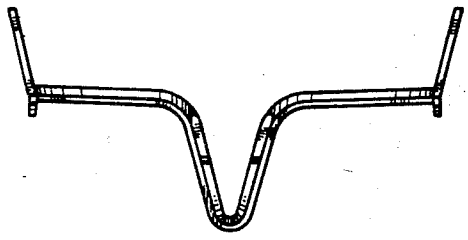

FIG 4

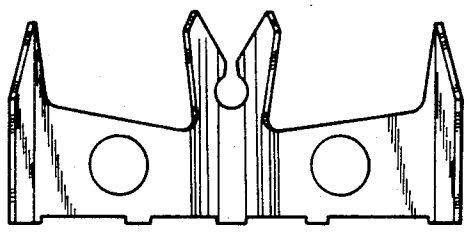

FIG 5

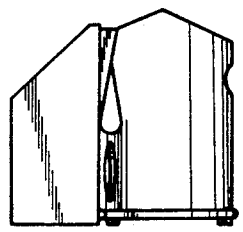

FIG 6