

(19) World Intellectual Property Organization
International Bureau



(43) International Publication Date
11 October 2007 (11.10.2007)

PCT

(10) International Publication Number
WO 2007/112485 A1

(51) International Patent Classification:

C08G 18/61 (2006.01) A61L 15/26 (2006.01)
A61L 27/18 (2006.01) A61L 29/06 (2006.01)
A61L 31/06 (2006.01) C08G 18/10 (2006.01)

(74) Agent: GRIFFITH HACK; 509 St Kilda Road, Melbourne, Victoria 3004 (AU).

(81) Designated States (unless otherwise indicated, for every kind of national protection available): AE, AG, AL, AM, AT, AU, AZ, BA, BB, BG, BH, BR, BW, BY, BZ, CA, CH, CN, CO, CR, CU, CZ, DE, DK, DM, DZ, EC, EE, EG, ES, FI, GB, GD, GE, GH, GM, GT, HN, HR, HU, ID, IL, IN, IS, JP, KE, KG, KM, KN, KP, KR, KZ, LA, LC, LK, LR, LS, LT, LU, LY, MA, MD, MG, MK, MN, MW, MX, MY, MZ, NA, NG, NI, NO, NZ, OM, PG, PH, PL, PT, RO, RS, RU, SC, SD, SE, SG, SK, SL, SM, SV, SY, TJ, TM, TN, TR, TT, TZ, UA, UG, US, UZ, VC, VN, ZA, ZM, ZW.

(21) International Application Number:

PCT/AU2007/000409

(22) International Filing Date: 29 March 2007 (29.03.2007)

(25) Filing Language: English

(26) Publication Language: English

(30) Priority Data:

2006901675 31 March 2006 (31.03.2006) AU
60/744,097 31 March 2006 (31.03.2006) US

(84) Designated States (unless otherwise indicated, for every kind of regional protection available): ARIPO (BW, GH, GM, KE, LS, MW, MZ, NA, SD, SL, SZ, TZ, UG, ZM, ZW), Eurasian (AM, AZ, BY, KG, KZ, MD, RU, TJ, TM), European (AT, BE, BG, CH, CY, CZ, DE, DK, EE, ES, FI, FR, GB, GR, HU, IE, IS, IT, LT, LU, LV, MC, MT, NL, PL, PT, RO, SE, SI, SK, TR), OAPI (BF, BJ, CF, CG, CI, CM, GA, GN, GQ, GW, ML, MR, NE, SN, TD, TG).

(71) Applicant (for all designated States except US):
AORTECH BIOMATERIALS PTY LTD [AU/AU];
119 Evans Street, Rozelle, New South Wales 2039 (AU).

Published:

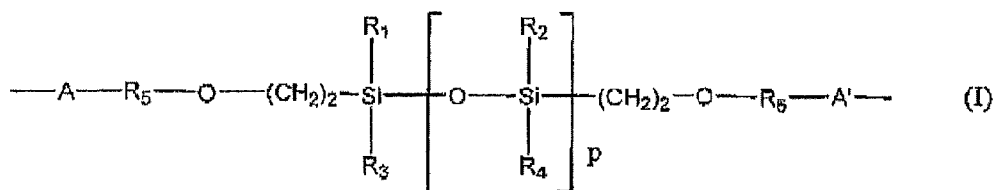
— with international search report

(72) Inventor; and

(75) Inventor/Applicant (for US only): **PADSALGIKAR, Ajay, D.** [IN/AU]; 4 Donald Road, Wheelers Hill, Victoria 3150 (AU).

For two-letter codes and other abbreviations, refer to the "Guidance Notes on Codes and Abbreviations" appearing at the beginning of each regular issue of the PCT Gazette.

(54) Title: BIOSTABLE POLYURETHANES



(57) Abstract: The present invention relates to a biostable polyurethane or polyurea comprising: (a) a soft segment comprising a polysiloxane of the general formula (I); and (b) greater than 0 and less than 40 wt% of a hard segment which is a reaction product of a diisocyanate and a linear difunctional chain extender, processes for their preparation and their use in the manufacture of biomaterials, devices, articles or implants.



WO 2007/112485 A1

BIOSTABLE POLYURETHANES

The present invention relates to polyurethanes or polyurethane ureas and processes for their preparation. The polyurethanes are biostable, creep resistant, acid resistant and abrasion resistant which makes them useful in the manufacture of biomaterials and medical devices, articles or implants, in particular long term implantable medical devices in the fields of cardiology, orthopaedics, plastic surgery and gastroenterology.

BACKGROUND

The development of methodology to incorporate high silicone loadings in the soft segment of polyurethanes has resulted in the production of biostable polyurethanes (Elast-Eon™). The soft segment of these polyurethanes is based on 80 wt% of a hydroxyl terminated polydimethylsiloxane (PDMS) and 20 wt% of a polyether polyol specifically polyhexamethylene oxide (PHMO).

It was thought that the presence of the polyether was necessary in order to act as a compatibiliser between thermodynamically diverse molecules of the isocyanate rich hard segment and the silicone rich soft segment. Polyurethanes with silicone contents higher than 80 wt% of the soft segment resulted in poorer mechanical properties which at that time seemed to corroborate the compatibiliser theory.

The technology of Elast-Eon production has more recently evolved leading to significant process breakthroughs that allow the incorporation of higher silicone content into the soft segment without a corresponding decrease in mechanical properties.

A considerable amount of work has also been done in understanding the biologically induced degradation mechanisms in polyurethanes. Oxidising radicals emanating from foreign body giant cells (FBGC) in the vicinity of the implant are seen to be the major source of degradation

- 2 -

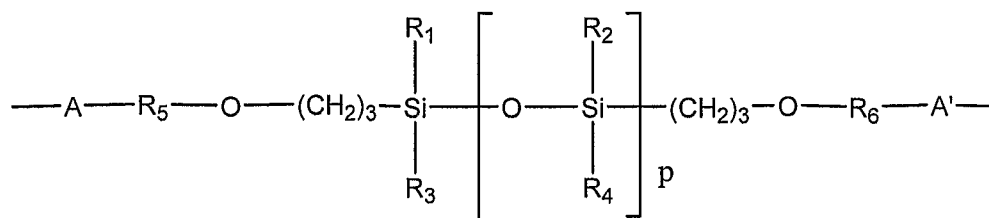
of polyurethane based medical devices. As a result, it has been shown that the presence of oxidisable groups in polyurethanes are the primary sites of the initiation of degradation. Therefore, a reduction in the content of groups prone to oxidation will lead to an increase in the biological stability of the polyurethanes. As a consequence, it is now desirable to have a soft segment which is based on PDMS instead of PDMS in combination with a polyether polyol.

10

SUMMARY

According to the present invention there is provided a biostable polyurethane or polyurethane urea comprising:

(a) a soft segment comprising a polysiloxane of the general formula (I)



(I)

in which

20 A and A' are O or NR in which R is C₁₋₆ alkyl;

R₁, R₂, R₃ and R₄ are independently selected from C₁₋₆ alkyl;

R₅ and R₆ are independently selected from C₁₋₁₂ alkylene; and

25 p is an integer of 1 or greater, preferably 5 to 30, more preferably 8 to 20; and

(b) greater than 0 and less than 40 wt% of a hard segment which is a reaction product of a diisocyanate and a linear difunctional chain extender.

30 The present invention also provides a process for preparing the biostable polyurethane or polyurethane urea defined above which comprises the steps of:

- 3 -

- (i) reacting a hydroxy or amine terminated polysiloxane of formula (I) as defined above with a diisocyanate to form a prepolymer; and
- (ii) high shear mixing the prepolymer of step (i) with a linear difunctional chain extender.

Despite having a lower hard segment concentration, the polyurethanes of the present invention surprisingly possess an equivalent tensile modulus to the Elast-Eon polyurethanes in the range of 10 to 55 MPa. This is also accompanied by biological stability and a 10 to 20% improvement in creep resistance, acid resistance and abrasion resistance. These properties make the polyurethanes useful in the manufacture of biomaterials and medical devices, articles or implants.

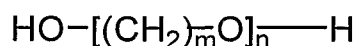
Thus, the present invention further provides a biomaterial, device, article or implant which is wholly or partly composed of the biostable polyurethanes or polyurethane ureas as defined above.

20 DETAILED DESCRIPTION

The biostable polyurethanes of the present invention possess (a) a soft segment which comprises the polysiloxane of formula (I) defined above and (b) a hard segment which is the reaction product of a diisocyanate and a linear difunctional chain-extender. While in a preferred embodiment the soft segment only comprises the polysiloxane of formula (I), it will be appreciated that other soft segment components such as polyether polyols or polycarbonate polyols may be present in an amount of up to 2 wt%, preferably up to 1 wt% based on the total amount of soft segment.

Suitable polyether polyols include those of formula (II):

35



(II)

- 4 -

in which

m is an integer of 2 or more, preferably 4 to 18; and
n is an integer of 2 to 50.

Polyether polyols of formula (II) wherein m is 4 or
5 higher such polytetramethylene oxide (PTMO),
polyhexamethylene oxide (PHMO), polyheptamethylene oxide,
polyoctamethylene oxide (POMO) and polydecamethylene oxide
(PDMO) are preferred. The molecular weight range of the
polyether polyol is preferably in the range of 200 to
10 5000, more preferably 200 to 1200.

Suitable polycarbonate polyols include poly(alkylene
carbonates) such as poly(hexamethylene carbonate) and
poly(decamethylene carbonate); polycarbonates prepared by
reacting alkylene carbonate with alkanediol for example
15 1,4-butanediol, 1,10-decanediol (DD), 1,6-hexanediol (HD)
and/or 2,2-diethyl 1,3-propanediol (DEPD); and silicon
based polycarbonates prepared by reacting alkylene
carbonate with 1,3-bis(4-hydroxybutyl)-1,1,3,3-
tetramethyldisiloxane (BHTD) and/or alkanediols.

20 The soft and hard segments of polyurethanes typically
phase separate and form separate domains. The hard
segments organise to form ordered (crystalline) domains
while the soft segments remain largely as amorphous
domains and the two in combination are responsible for the
25 excellent mechanical properties of polyurethanes.

The amount of hard segment present in the
polyurethanes of the present invention is greater than 0
and less than 40 wt%, preferably in the range of 10 to 39
wt%, more preferably between 25 to 37.5 wt%.

30 It is surprising that the tensile modulus of the
polyurethanes of the present invention decreases as the
amount of hard segment decreases.

It is observed that the tensile properties do not
seem to be affected significantly by the exclusion of the
35 polyether from the soft segment. In particular, the
tensile modulus actually shows an increase even with lower
amounts of hard segment concentration. This is clearly a

- 5 -

result of enhanced phase separation that occurs with the polyurethanes of the present invention as opposed to the Elast-Eon polyurethanes. The enhanced phase separation also shows up in improvements of properties of creep
5 resistance, abrasion resistance and fatigue resistance.

A significant aspect of the exclusion of the polyether is the resulting improvement in the oxidation resistance of the material. This is measured by subjecting the polyurethanes to a fixed time period test (28 - 72
10 days) in an oxidative solution containing high concentration of oxidative radicals such as peroxides. The polyurethanes after the test are examined by various techniques including scanning electron microscopy (SEM) to assess and quantify the level of degradation. These tests
15 are a good indicator of long term biological stability. Polyurethanes containing 100% polysiloxane in the soft segment show remarkable improvements in oxidative stability.

Similar improvements are noted in the resistance to acid degradation with the 100% polysiloxane soft segment polyurethanes showing considerable improvement over the Elast-Eon polyurethanes having a polysiloxane polyether soft segment.
20

The amount of soft segment present in the polyurethane is at least 60 wt%, more preferably in the range of 60 wt% to 90 wt%, most preferably 60 wt% to 75 wt%.
25

The high Si content results in polyurethanes which are biostable and show improvements in mechanical properties and acid and abrasion resistance.
30

The NCO/OH or NRH ratio of the components of the polyurethanes are preferably in the range of 0.97 to 1.03, more preferably 0.985 to 1.015.

35 Polysiloxane

The polysiloxane is of formula (I) defined above.

- 6 -

The term "C₁₋₆ alkyl" as used in formula (I) refers to straight chain, branched chain or cyclic hydrocarbon groups having from 1 to 6 carbon atoms, preferably 1 to 4 carbon atoms, more preferably methyl. Examples include
5 alkyl groups such as methyl, ethyl, propyl, isopropyl, butyl, isobutyl, sec-butyl, tert-butyl, pentyl, neopentyl, hexyl, cyclopropyl, cyclobutyl, cyclopentyl and cyclohexyl.

The term "C₁₋₁₂ alkylene" refers to divalent straight
10 chain, branched chain or cyclic hydrocarbon groups having from 1 to 12 carbon atoms, preferably 1 to 6 carbon atoms, more preferably 1 to 4 carbon atoms. Examples include ethylene, propylene, butylene, pentylene, hexylene, heptalene and octylene, dodecylene, cyclopropylene,
15 cyclopentylene and cyclohexylene.

Preferred polysiloxanes are polysiloxane macrodiols which are hydroxy terminated polysiloxanes of formula (I).

A preferred polysiloxane is PDMS which is a polysiloxane of formula (I) wherein R₁ to R₄ are methyl and
20 R₅ and R₆ are as defined above, preferably C₁₋₄ alkylene, more preferably ethylene or propylene.

The polysiloxane macrodiols may be prepared according to known procedures or obtained as commercially available products such as X-22-160AS from Shin Etsu in Japan which
25 is a hydroxy terminated polysiloxane of formula (I) in which R₁ to R₄ are methyl, R₅ and R₆ are ethylene, X is O and p is 8 to 20.

Other preferred polysiloxanes are polysiloxane macrodiamines which are NHR terminated polysiloxanes of
30 formula (I) in which R is as defined above, for example, amine terminated PDMS in which R is hydrogen, R₁ to R₄ are methyl and R₅ and R₆ are as defined above, preferably C₁₋₆ alkylene, more preferably ethylene or propylene.

The preferred molecular weight range of the
35 polysiloxane is 200 to 6000, more preferably 500 to 2000, most preferably 500 to 1500 .

It will be understood that the molecular weight

- 7 -

values referred to herein are "number average molecular weights".

The presence of an ether group increases the polarity of the polysiloxane of formula (I) making it more amenable for reaction with the diisocyanate. Polysiloxanes and diisocyanates are extremely incompatible due to a large difference in their polarities. Any attempt to force a polymerisation between a diisocyanate and a silanol usually results in polymers with poor mechanical properties and the need to employ polymerisation conditions involving a solvent. The polarity of the polysiloxane of formula (I) assists in overcoming any premature phase separation and maintaining good mechanical properties.

15

Diisocyanate

The diisocyanate may be an aliphatic, cyclic or aromatic diisocyanates such as, for example 4,4'-diphenylmethane diisocyanate (MDI), methylene biscyclohexyl diisocyanate (H_{12} MDI), p-phenylene diisocyanate (p-PDI), trans-cyclohexane-1,4-diisocyanate (CHDI), 1,6-diisocyanatohexane (DICH), 1,5-diisocyanatonaphthalene (NDI), para-tetramethylxylenediisocyanate (p-TMXDI), meta-tetramethylxylene diisocyanate (m-TMXDI), 2,4-toluene diisocyanate (2,4-TDI) isomers or mixtures thereof or isophorone diisocyanate (IPDI). Aromatic diisocyanates such as MDI are preferred due their propensity to form uniform hard blocks that contribute both to good mechanical properties as well as biostability.

30

The amount of diisocyanate present is preferably in the range of 8 wt% to 35 wt%, more preferably 20 wt% to 35 wt% based on the total weight of the polyurethane.

35 Chain extender

The term "difunctional linear chain extender" in the present context means any chain extender having two

functional groups per molecule such as diols or diamines which are capable of reacting with an isocyanate group. The functional group is attached to a primary functional carbon atom as opposed to a secondary functional carbon atom in the case of a branched chain extender.

The chain extender generally has a molecular weight range of 500 or less, preferably 15 to 500, more preferably 60 to 450.

The chain extender may be selected from diol or diamine chain extenders.

Examples of diol chain extenders include C₁₋₁₂ alkane diols such as 1,4-butanediol (BDO), 1,6-hexanediol, 1,8-octanediol, 1,9-nonanediol, 1,10-decanediol and 1,12-dodecanediol; cyclic diols such as 1,4-cyclohexanediol, 1,4-cyclohexanedimethanol, 1,4-bis(2-hydroxyethoxy)benzene and p-xyleneglycol; and silicon-containing diols such as 1,3-bis(4-hydroxybutyl) tetramethyldisiloxane and 1,3-bis(6-hydroxyethoxypropyl) tetramethyldisiloxane. Preferably the diol chain extender is BDO.

Suitable diamine chain extenders include C₁₋₁₂ alkane diamines such as 1,2-ethylenediamine, 1,3-propanediamine, 1,4-butanediamine and 1,6-hexanediamine; and silicon-containing diamines such as 1,3-bis(3-aminopropyl) tetramethyldisiloxane and 1,3-bis(4-aminobutyl) tetramethyldisiloxane.

It is important that the chain extender be linear as the use of a branched chain extender would disrupt the morphology of the polyurethane and result in poor biostability and reduced mechanical properties.

The amount of chain extender present is preferably in the range of 1 wt% to 5 wt%, more preferably 2 wt% to 5 wt% based on the total weight of the polyurethane.

35

Process

The polyurethanes of the present invention are

prepared by a two-step bulk polymerisation procedure. The polymerisation can be carried out in conventional apparatus or within the confines of a reactive injection moulding or mixing machines.

5 In the two-step method, a prepolymer having terminally reactive polyisocyanate groups is prepared by reacting a hydroxyl or amine terminated polysiloxane of formula (I) with a diisocyanate. The prepolymer is the high shear mixed with a chain extender using any suitable
10 known apparatus such as a high shear and speed mixer for example a Silverson Mixer. The high shear mixing ensures that the morphology of the polyurethane is controlled so that there is proper distribution of the hard segment in the soft segment and to prevent premature phase
15 separation. It is important to disperse evenly the chain extender into the prepolymer. The high shear mixing ensures even distribution before reaction. The polyurethane may then be cured by pouring the liquid polyurethane into Teflon-coated trays and heated to about
20 100°C. The cured slabs may then be granulated and melted through an extruder at temperatures of about 200°C. The melted polyurethane can then be passed through a strand die and the strands pelletised.

The process described above does not generally cause
25 premature phase separation and yields polyurethanes that are compositionally homogeneous and transparent having high molecular weights. This process also has the advantage of not requiring the use of any solvent to ensure that the soft and hard segments are compatible
30 during synthesis.

A further advantage of the incorporation of polysiloxane segments is the relative ease of processing of the polyurethane by conventional methods such as reactive injection moulding, rotational moulding,
35 compression moulding and foaming without the need of added processing waxes. If desired, however, conventional polyurethane processing additives such as catalysts for

- 10 -

example dibutyl tin dilaurate (DBTDL), stannous oxide (SO), 1,8-diazabicyclo[5,4,0] undec-7-ene (DABU), 1,3-diacetoxy-1,1,3,3-tetrabutyl-distannoxane (DTDS), 1,4-diaza-(2,2,2)-bicyclooctane (DABCO), N,N,N',N'-tetramethylbutanediamine (TMBD) and dimethyltin dilaurate (DMTD); antioxidants for example Irganox (Registered Trade Mark); radical inhibitors for example trisnonylphenyl phosphite (TNPP); stabilisers; lubricants for example Irgawax (Registered Trade Mark); dyes; pigments; inorganic and/or organic fillers; and reinforcing materials can be incorporated into the polyurethane during preparation. Such additives are preferably added in step (i) of the process of the present invention.

15 Medical Applications

The polyurethanes of the present invention are particularly useful in preparing biomaterials and medical devices, articles or implants as a consequence of their biostability, creep resistance, acid resistance and abrasion resistance.

The term "biostable" refers to a stability when in contact with cells and/or bodily fluids of living animals or humans.

The term "biomaterial" refers to a material which is used in situations where it comes into contact with the cells and/or bodily fluids of living animals or humans.

The medical devices, articles or implants may include catheters; stylets; bone suture anchors; vascular, oesophageal and biliary stents; cochlear implants; reconstructive facial surgery; controlled drug release devices; components in key hole surgery; biosensors; membranes for cell encapsulations; medical guidewires; medical guidepins; cannularizations; pacemakers, defibrillators and neurostimulators and their respective electrode leads; ventricular assist devices; orthopaedic joints or parts thereof including spinal discs and small joints; cranioplasty plates; intraocular lenses;

- 11 -

urological stents and other urological devices; stent/graft devices; device joining/extending/repair sleeves; heart valves; vein grafts; vascular access ports; vascular shunts; blood purification devices; casts for
5 broken limbs; vein valve, angioplasty, electrophysiology and cardiac output catheters; plastic surgery implants such as breast implant shells; lapbands; gastric balloons; and tools and accessories for insertion of medical devices, infusion and flow control devices.

10 It will be appreciated that polyurethanes having properties optimised for use in the construction of various medical devices, articles or implants will also have other non-medical applications. Such applications may include toys and toy components, shape memory films, pipe
15 couplings, electrical connectors, zero-insertion force connectors, Robotics, Aerospace actuators, dynamic displays, flow control devices, sporting goods and components thereof, body-conforming devices, temperature control devices, safety release devices and heat shrink
20 insulation.

In the claims which follow and in the preceding description of the invention, except where the context requires otherwise due to express language or necessary implication, the word "comprise" or variations such as
25 "comprises" or "comprising" is used in an inclusive sense, i.e. to specify the presence of the stated features but not to preclude the presence or addition of further features in various embodiments of the invention.

30 BRIEF DESCRIPTION OF THE DRAWINGS

In the Examples, reference will be made to the accompanying drawings in which:

Fig. 1 is a graph showing a comparison of the tensile and recovery (5MPa loading) between E2A and E2A
35 modified;

Fig. 2 is a scanning electron micrograph (SEM) at 5000 times magnification for E2A after 24 days in

- 12 -

vitro;

Fig. 3 is a SEM at 5000 times magnification for E2A modified after 24 days in vitro;

5 Fig.4 is a graph showing background corrected SAXS intensities as a function of scattering vector: ■ E2A and ▲ E2A modified; and

10 Fig. 5 is a graph showing (a) storage (E') and (b) dissipation factor (tan δ) as a function of temperature for Elast-Eon 2A. Untreated material (i) and oxidised sample (ii).

EXAMPLES

15 The invention will now be described with reference to the following non-limiting examples.

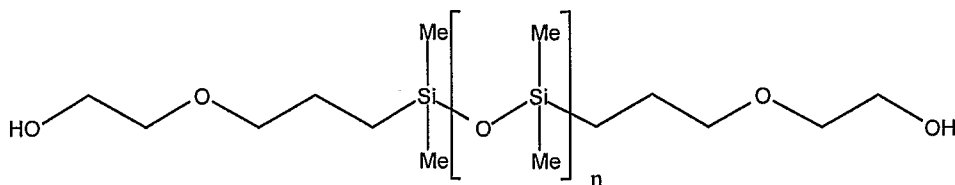
Example 1

20 This example illustrates the preparation and testing of an Elast-Eon 2A (E2A) formulation with 100% silicone in the soft segment.

Synthesis

25 PDMS (180.00g, MW 958.15) was degassed at 80°C for 24h under vacuum (0.01 torr), the resultant moisture level was < 150 parts per million. Molten MDI (1010.63 g, MW 250.00) was weighed into a three-neck round bottom flask equipped with a mechanical stirrer, dropping funnel and nitrogen inlet. The flask was heated in an oil bath at 70°C. The degassed PDMS (2000 g) was then added through a
30 dropping funnel over a period of 2 hours. The PDMS used in this example has the following formula:

- 13 -



(I)

in which n is 8-20.

After the completion of PDMS addition, the reaction mixture was heated for a further 2h with stirring under nitrogen at 80°C. The prepolymer mixture was then
 5 degassed at 80°C under vacuum (0.01 torr) for about 1h. The vacuum was released slowly under nitrogen atmosphere and 2810 g of the degassed prepolymer mixture was weighed into a tall dry polypropylene beaker and immediately placed in a nitrogen circulating oven at 80°C.

10 BDO (189.3 g, MW 90.00) was previously degassed over 24h at 60°C to moisture levels below 50 ppm. The overall stoichiometry was maintained at 1.015. BDO was added into the prepolymer mixture (2810 g) while using a highly dispersive, high shear and high speed mixer such as a
 15 Silverson Mixer. The mixture was stirred at high speed (6000 rpm) for about 2 minutes. The polymer mixture was then poured into several Teflon coated moulds and cured to a solid slab for 15 h in a nitrogen circulating oven at 100°C. After full cure the slabs were granulated and
 20 extruded in a 25 mm diameter extruder, L/D ratio of 30/1 at a melt temperature of 200°C. The extrudate, in the form of cylindrical rods, was chopped into pellets suitable for further thermoplastic processing.

25 Tensile Testing

The pellets were compression moulded into 3 mm thick rectangular sheets and samples were cut from these sheets that were subject to various mechanical testing. Table 1 below shows the mechanical data comparison between the two
 30 polyurethanes.

Table 1

Material	Si Content %	Soft Segment Composition PDMS/PHMO	Modulus of Elasticity (MPa)	Tensile strength (MPa)	% Strain at break	Tear Strength (kN/m)	Durometer Hardness
E2A	48	80/20	35	28	500	85	90A
E2A modified	60	100/0	56	27	560	84	90A

E2A is made with a soft segment that is a mix of 80 wt% of PDMS 1000 and 20 wt% of PHMO. The ratio of the hard to soft segment in both E2A and the modified version of E2A is 40/60. The hard segment comprises MDI and BDO. The tensile modulus increases with increased PDMS content but all the other properties are comparable.

10

Creep and Recovery

Fig. 1 is a graph providing a comparison of the tensile creep performance of the polyurethanes. The polyurethanes were loaded to 60N (in about 10sec), translating to a stress of approximately 5MPa, and held for 30 minutes. After 30 minutes the polyurethane was taken off the Instron and the gauge length was measured intermittently for 30 minutes.

A surprising improvement in creep and recovery performance is noted in the polyurethane containing 100% silicone in the soft segment.

In-vitro Accelerated Oxidative Ageing

Using the protocol described in E.M. Christenson, J.M. Anderson, A. Hiltner, Journal of Biomed. Mater. Res. A, 2004, 69, 407 in vitro accelerated aging was performed at 37°C ± 1°C on unstrained film samples in an oxidative solution of 20% hydrogen peroxide in 0.1 M cobalt chloride. The polyurethane films were treated for 24 days with the change of solutions every 3 days in order to maintain a relatively constant concentration of radicals. Film samples were removed every 6 days, washed thoroughly

30

- 15 -

with water, vacuum dried before using for extraction experiments.

The SEMs at 5000 times magnification of the standard and the modified E2A are shown in Figs. 2 and 3.

5 From the results it can be seen that the modified E2A performed even better than standard E2A in terms of very low surface degradation. The biological stability that a 100% silicone content E2A provides is superior to the standard E2A.

10

Example 2

This example illustrates the preparation and testing of E2A formulations with 100% silicone in the soft segment and varying levels of hard segment content.

15

Synthesis

The synthesis was exactly the same as that used in Example 1, but the levels of the reactants were different as illustrated in Table 2 below.

20

Table 2

Formulation	Stoichiometry	Hard segment %	MDI (g)	PDMS (g)	BDO (g)
1	1.015	35	910.3	1950	139.7
2	1.015	32.5	860.14	2025	114.86
2	1.015	30	809.97	2100	90.03

25

These formulations were then compared with equivalent hard block formulations made from a mixed macrodiol (80/20, PDMS/PHMO). The comparative tensile test results set out in Table 3 below.

30

Table 3

Material	Hard Segment %	Modulus of Elasticity (MPa)	Tensile strength (MPa)	% Strain at break	Tear Strength (kN/m)	Durometer Hardness
Comparative 1	35	18.6	22.5	698	62.5	84A
1	35	21.0	23.1	711	67.1	86A
Comparative 2	32.5	12.7	21	676	56	78A
2	32.5	13	22.7	675	58	80A
Comparative 3	30	9.5	15.5	790	48.5	76A
3	30	10.0	20.2	799	52	73A

As can be seen in Table 3, the difference in the tensile modulus decreases as the hard segment % decreases. This result is surprising since the difference in the modulus is high when the hard segment content is 40%, as noted in Example 1. This was probably why the Elast-Eon polyurethanes contain a compatibiliser in conjunction with silicone in order to reduce the stiffness of the polyurethanes. However, the stiffness or modulus difference reduces dramatically as the overall % hard segment of the polyurethanes decreases.

Thus, Elast-Eon of equivalent modulus at lower hard segment concentration can be obtained with a soft segment composed entirely of silicone. This is accompanied by corresponding significant increase in biological stability, creep resistance, acid resistance and abrasion resistance.

20

Example 3

This example illustrates the characterisation of the E2A and E2A modified materials synthesised in Example 1.

25

Characterisation Methods

Dynamic mechanical analysis. The dynamic mechanical properties of the copolymers were evaluated using a TA-Q800 DMA and a Gas Cooling Accessory (Model CFL-50) for
5 sub-ambient experiments. Film samples were tested in tension from -120 °C to 150 °C at a heating rate of 3°C/min and frequency of 1 Hz; the static force was preset at 1 N with a force track of 125%.

Small-angle X-ray scattering. SAXS data were
10 collected on Molecular Metrology SAXS instrument consisting of a three-pinhole collimated camera [using a CuK α radiation source ($\lambda = 0.154$ nm)] and a two-dimensional multi-wire detector. The sample-to-detector distance was 1.5 m.

15 The polyurethane films were cut into 1 cm \times 1 cm squares, which were stacked to a thickness of approximately 1 mm and secured by tape along the edges. The film stack was supported by placing it between two index cards with a hole for the passage of the x-ray beam.
20 The ensemble was then mounted onto a sample holder provided by Molecular Metrology.

Absolute scattered intensities (in units of cm⁻¹) were determined by calibration with a pre-calibrated cross-linked polyethylene (S-2907) secondary standard; this step
25 is essential in order to obtain quantitative details on segment demixing. A silver behenate secondary standard was used to calibrate the scattering vector.

Results

The results, as observed with the characterisation,
30 indicate important behavioural aspects of the material.

The SAXS results in Fig. 4 show that the polyurethane made with only PDMS in the soft segment has a greater degree of phase separation than the polyurethane made with a blend of polyols, PDMS and PHMO. The data are presented
35 as I/I_eV , where I is the scattered intensity, I_e the intensity scattered by a single electron under identical

- 18 -

conditions, and V the irradiated sample volume. The peak position (q_{\max}) is indicative of the mean interdomain spacing, d , by $d = 2\pi/q_{\max}$.

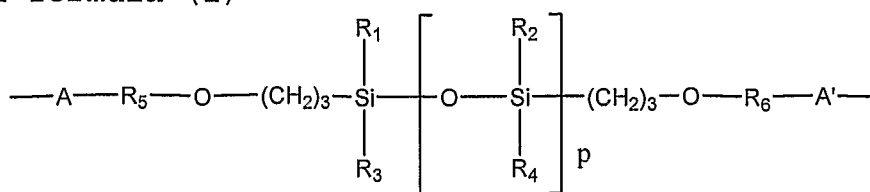
Fig. 5 shows the DMA plot of E2A before and after performing *in vitro* oxidative ageing. The glass transition temperature of the PDMS phase is $\sim -120^{\circ}\text{C}$ while that of the PHMO phase $\sim 20^{\circ}\text{C}$. Upon undergoing oxidation, the PDMS transition is unaffected while the PHMO transition broadens with a decrease in the $\tan \delta$ value and an increase in the storage modulus. This shows that only the PHMO phase is affected on oxidation and is therefore the more susceptible part of the polymer structure in terms of biostability.

It will be understood to persons skilled in the art of the invention that many modifications may be made without departing from the spirit and scope of the invention.

CLAIMS

1. A biostable polyurethane or polyurethane urea comprising:

- 5 (a) a soft segment comprising a polysiloxane of the general formula (I)



(I)

in which

- A and A' are O or NR in which R is C₁₋₆ alkyl;
- 10 R₁, R₂, R₃ and R₄ are independently selected from C₁₋₆ alkyl;
- R₅ and R₆ are independently selected from C₁₋₁₂ alkylene; and
- p is an integer of 1 or greater; and
- 15 (b) greater than 0 and less than 40 wt% of a hard segment which is a reaction product of a diisocyanate and a linear difunctional chain extender.

2. A polyurethane or polyurethane urea according to claim 1, in which the amount of hard segment is 10 to 39 wt% or 25 to 37.5 wt%.

3. A polyurethane or polyurethane urea according to claim 1, in which the amount of soft segment is at least 60 wt%, 60 to 90 wt% or 60 to 75 wt%.

4. A polyurethane or polyurethane urea according to claim 1, in which the soft segment also comprises polyether polyols or polycarbonate polyols in an amount of up to 2 wt% or up to 1 wt%.

5. A polyurethane or polyurethane urea according to claim 1, in which the R₁ to R₄ in formula (I) are independently selected from C₁₋₄ alkyl.

6. A polyurethane or polyurethane urea according to claim 5, in which R₁ to R₄ in formula (I) are methyl.

7. A polyurethane or polyurethane urea according to

- 20 -

claim 1, in which R_5 and R_6 in formula (I) are independently selected from C_{1-4} alkylene.

8. A polyurethane or polyurethane urea according to claim 1, in which R_5 and R_6 in formula (I) are ethylene or
5 propylene.

9. A polyurethane or polyurethane urea according to claim 1, in which p in formula (I) is an integer of 5 to 30 or 8 to 20.

10. A polyurethane or polyurethane urea according to
10 claim 1, in which the polysiloxane of the general formula (I) has a molecular weight in the range of 200 to 6000, 500 to 2000 or 500 to 1500.

11. A polyurethane or polyurethane urea according to
15 claim 1, in which the amount of diisocyanate is in the range of 8 to 35 wt% or 20 to 35 wt%.

12. A polyurethane or polyurethane urea according to claim 1, in which the diisocyanate is an aromatic diisocyanate.

13. A polyurethane or polyurethane urea according to
20 claim 12, in which the aromatic diisocyanate is 4,4'-diphenylmethyl diisocyanate (MDI).

14. A polyurethane or polyurethane urea according to claim 1, in the amount of chain extender is in the range of 1 to 5 wt% or 2 to 5 wt%.

25 15. A polyurethane or polyurethane urea according to claim 1, in which the chain extender has a molecular weight of 500 or less, 15 to 500 or 60 to 450.

16. A polyurethane or polyurethane urea according to
30 claim 1, in which the chain extender is a diol or a diamine chain extender.

17. A polyurethane or polyurethane urea according to claim 16, in which the diol chain extender is a C_{1-12} alkane diol.

18. A polyurethane or polyurethane urea according to
35 claim 17, in which the C_{1-12} alkane diol is 1,4-butanediol (BDO)

19. A process for preparing the biostable

- 21 -

polyurethane or polyurethane urea according to claim 1 which comprises the steps of:

- 5 (i) reacting a hydroxy or amine terminated polysiloxane of formula (I) according to claim 1 as defined above with a diisocyanate to form a prepolymer; and
- (ii) high shear mixing the prepolymer of step (i) with a linear difunctional chain extender.

10 20. A biomaterial, device, article or implant which is wholly or partly composed of the biostable polyurethane or polyurethane urea according to claim 1.

15 21. A biomaterial, device, article or implant which is selected from catheters; stylets; bone suture anchors; vascular, oesophageal and bilial stents; cochlear implants; reconstructive facial surgery; controlled drug release devices; components in key hole surgery; biosensors; membranes for cell encapsulations; medical guidewires; medical guidepins; cannularizations; pacemakers, defibrillators and neurostimulators and their
20 respective electrode leads; ventricular assist devices; orthopaedic joints or parts thereof; spinal discs and small joints; cranioplasty plates; intraocular lenses; urological stents and other urological devices; stent/graft devices; device joining/extending/repair
25 sleeves; heart valves; vein grafts; vascular access ports; vascular shunts; blood purification devices; casts for broken limbs; vein valve, angioplasty, electrophysiology and cardiac output catheters; plastic surgery implants; breast implant shells; lapbands; gastric balloons; tools
30 and accessories for insertion of medical devices, infusion and flow control devices; toys and toy components; shape memory films; pipe couplings; electrical connectors; zero-insertion force connectors; Robotics; Aerospace actuators; dynamic displays; flow control devices;
35 sporting goods and components thereof; body-conforming devices; temperature control devices; safety release devices and heat shrink insulation.

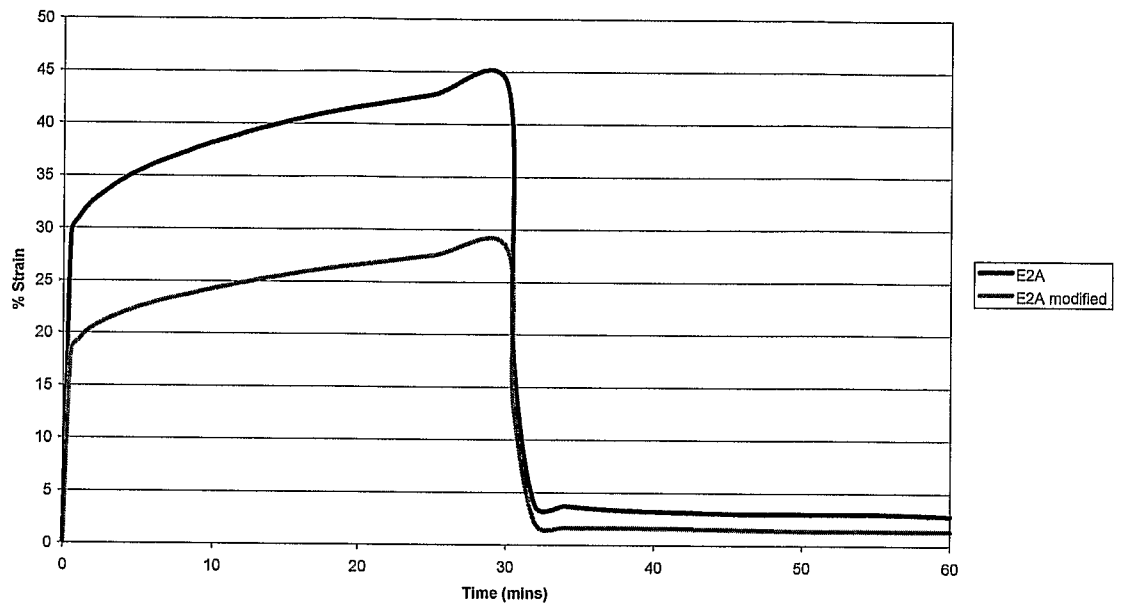


Fig. 1




Fig. 2




Fig. 3

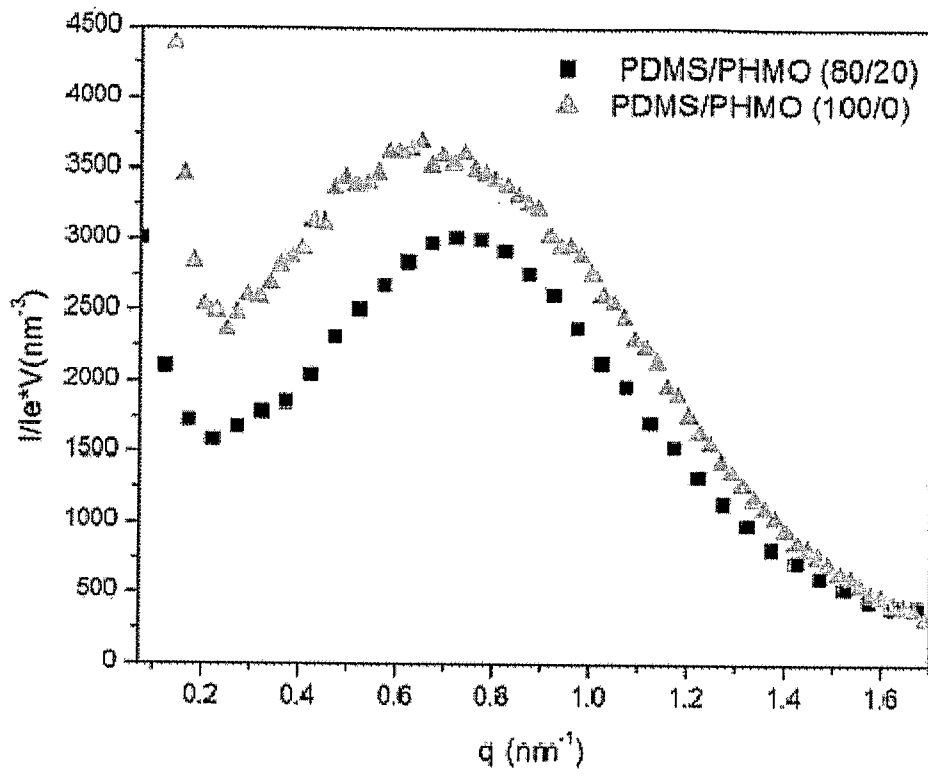


Fig. 4

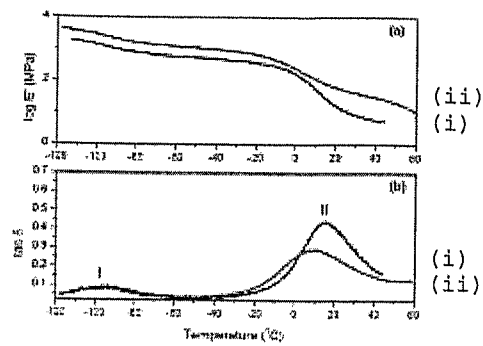


Fig. 5

INTERNATIONAL SEARCH REPORT

International Application No.

PCT/AU2007/000409

A. CLASSIFICATION OF SUBJECT MATTER Int. Cl. <i>C08G 18/61</i> (2006.01) <i>A61L 27/18</i> (2006.01) <i>A61L 31/06</i> (2006.01) <i>A61L 15/26</i> (2006.01) <i>A61L 29/06</i> (2006.01) <i>C08G 18/10</i> (2006.01)		
According to International Patent Classification (IPC) or to both national classification and IPC		
B. FIELDS SEARCHED		
Minimum documentation searched (classification system followed by classification symbols) IPC		
Documentation searched other than minimum documentation to the extent that such documents are included in the fields searched		
Electronic data base consulted during the international search (name of data base and, where practicable, search terms used) SEE SUPPLEMENTAL SHEET		
C. DOCUMENTS CONSIDERED TO BE RELEVANT		
Category*	Citation of document, with indication, where appropriate, of the relevant passages	Relevant to claim No.
X	US 6,841,646 B (Yang et al), 11 January 2005 - col 2; examples; claims	1, 16, 17, 19
X	Patent Abstracts of Japan, Publication Number 60-238315 A (Nippon Zeon Co. Ltd), 27 November 1985 - abstract	1, 5-9, 12-17, 19-21
X	WO 2000/064971 A (Elastomedic Pty Ltd), 2 November 2000 - page 2 line 33 – page 4 line 14; page 11 line 24 – page 13 line 10; page 14; claims	1, 2, 4-8, 12, 13, 16-21
<input checked="" type="checkbox"/> Further documents are listed in the continuation of Box C <input checked="" type="checkbox"/> See patent family annex		
* Special categories of cited documents: "A" document defining the general state of the art which is not considered to be of particular relevance "E" earlier application or patent but published on or after the international filing date "L" document which may throw doubts on priority claim(s) or which is cited to establish the publication date of another citation or other special reason (as specified) "O" document referring to an oral disclosure, use, exhibition or other means "P" document published prior to the international filing date but later than the priority date claimed	"T" later document published after the international filing date or priority date and not in conflict with the application but cited to understand the principle or theory underlying the invention "X" document of particular relevance; the claimed invention cannot be considered novel or cannot be considered to involve an inventive step when the document is taken alone "Y" document of particular relevance; the claimed invention cannot be considered to involve an inventive step when the document is combined with one or more other such documents, such combination being obvious to a person skilled in the art "&" document member of the same patent family	
Date of the actual completion of the international search 21 May 2007	Date of mailing of the international search report 17 JUN 2007	
Name and mailing address of the ISA/AU AUSTRALIAN PATENT OFFICE PO BOX 200, WODEN ACT 2606, AUSTRALIA E-mail address: pct@ipaaustralia.gov.au Facsimile No. (02) 6285 3929	Authorized officer ISOBEL LOGAN AUSTRALIAN PATENT OFFICE (ISO 9001 Quality Certified Service) Telephone No : (02) 6283 2223	

INTERNATIONAL SEARCH REPORT

International application No.

PCT/AU2007/000409

C (Continuation). DOCUMENTS CONSIDERED TO BE RELEVANT		
Category*	Citation of document, with indication, where appropriate, of the relevant passages	Relevant to claim No.
X	WO 1998/013405 A (Cardiac CRC Nominees Pty Ltd), 2 April 1998 - page 5 line 10 – page 7 line 13; examples; claims	1, 4-8, 12, 13, 16-21
X	WO 2001/007499 A (Elastomedic Pty Ltd), 1 February 2001 - page 3-5; page 9 lines 3-5; page 11 line 25 – page 12 line 36; examples; claims	1, 2, 5-10, 12, 13, 16-21
X	WO 1999/003863 A (Cardiac CRC Nominees Pty Ltd), 28 January 1999 - page 3; page 10; claims	1, 16
X	Martin, DJ et al (2000). Polydimethyl siloxane/polyether-mixed macrodiol-based polyurethane elastomers: biostability. <i>Biomaterials</i> , 21 , 1021-1029 - see particularly para 2.1 and Table 1, page 1023; Results, page 1025; Conclusion and Table 4, pages 1027-1028	1, 3-10, 12, 13, 16-18, 20
X	Kim, YS et al (2001). Synthesis and characterization of segmented polyurethanes and their blends with thermally conductive aluminium nitride. <i>Polymer Preprints</i> , 42(2) , 695-696 - see particularly Figure 1, Table 1, page 695; Table 2, page 696	1, 3, 5-10, 12, 13, 16-18
X	Wang, F et al (1997). Synthesis and characterization of poly(dimethylsiloxane) modified polyurethane. <i>Polymer Preprints</i> , 38(1) , 308-309 - see particularly Scheme 1, Table 2, page 308.	1, 3-10, 12, 13, 16-18
X	Chun, Y-C et al (1992). Synthesis and characterization of poly(siloxane-urethane)s. <i>Polymer International</i> , 27 , 177-185 - see particularly abstract; page 178; Results and Scheme 1, page 179; Table 1, page 180	1, 2, 4-10, 12, 13, 16-18
X	Kuo, P-L et al (2002). Preparation and ionic conductivity of solid polymer electrolytes based on segmented polysiloxane-modified polyurethane. <i>Macromolecular Chemistry and Physics</i> , 203 , 230-237 - see particularly Experimental and Scheme 1, page 231; Results, page 232-232; conclusion, page 236	1, 5-10, 12, 13, 16-18
A	WO 2005/0052019 A (Commonwealth Scientific and Industrial Research Organisation), 9 June 2005 - see whole document	1-21

INTERNATIONAL SEARCH REPORT

International application No.

PCT/AU2007/000409

Supplemental Box

(To be used when the space in any of Boxes I to VIII is not sufficient)

Continuation of Box No: B. Fields searched

DERWENT: DWPI, JAPIO: C08G 18/61, 18/10, A61L 27/18, 29/06, 31/06, 15/26;

Keywords: polysiloxane, macrodiol?, macrodiamine?, polyurethane?, polyurea?, polyisocyanate, chain extender, biostable, prepolymer?, pre polymer?, polydimethylsiloxan?, polydimethyl siloxan?, PDMS, diisocyanat?, di isocyanat?, MDI, ?diol, ?diols, ?diamine, ?diamines, butanediol?, butane diol?, BDO, polyol?, biomaterial?, biocompatible?, biostabl?

STN: CAPLUS, MEDLINE

Keywords: polyurethan?, poly(w)urethan?, polysiloxan?, poly(w)siloxan?, poly(w)dimethylsiloxan?, polydimethyl(w)siloxan?, polydimethylsiloxan?, pdms, diisocyanat?, di(w)isocyanat?, mdi, polyisocyanat?, poly(w)isocyanat?, chain(w)extend?, biomaterial?, biocompatib?, biostab?

INTERNATIONAL SEARCH REPORT

Information on patent family members

International application No.

PCT/AU2007/000409

This Annex lists the known "A" publication level patent family members relating to the patent documents cited in the above-mentioned international search report. The Australian Patent Office is in no way liable for these particulars which are merely given for the purpose of information.

Patent Document Cited in Search Report		Patent Family Member			
US	6841646	US	2004097683		
WO	0064971	AU	39472/00	BR	0010690
		CN	1352664	EP	1192214
				CA	2367678
				US	2002028901
WO	9813405	AU	41924/97	BR	9711536
		CN	1299382	EP	0938512
		US	6313254	US	6627724
				CA	2267276
				EP	1254916
				US	2003018156
WO	0107499	AU	57974/00	BR	0012571
		CN	1361799	EP	1203038
		US	2002161114	CA	2380706
				US	6858680
WO	9903863	AU	82013/98	BR	9811689
		CN	1267304	EP	1000070
				CA	2296642
				US	6420452
JP	60238315				

Due to data integration issues this family listing may not include 10 digit Australian applications filed since May 2001.

END OF ANNEX