



US00D727740S

(12) **United States Design Patent**
Chargueraud

(10) **Patent No.:** **US D727,740 S**

(45) **Date of Patent:** **** Apr. 28, 2015**

(54) **BOTTLE**

(71) Applicant: **Bacardi & Company Limited, Vaduz**
(LI)

(72) Inventor: **Vincent Chargueraud, Champniers**
(FR)

(73) Assignee: **Bacardi & Company Limited, Vaduz**
(LI)

(**) Term: **14 Years**

(21) Appl. No.: **29/478,856**

(22) Filed: **Jan. 9, 2014**

(30) **Foreign Application Priority Data**

Jul. 10, 2013 (EM) 002271577-0001

(51) **LOC (10) Cl.** **09-01**

(52) **U.S. Cl.**
USPC **D9/545; D9/552**

(58) **Field of Classification Search**

CPC B65D 1/00; B65D 1/02; B65D 1/0223;
B65D 1/40; B65D 23/00; B65D 2501/0009;
B65D 2501/0081

USPC D9/516, 520, 530, 537, 544-545, 549,
D9/552, 558, 682, 686, 688-691, 693;
D7/300, 300.1, 598; 215/379,
215/381-382, 383; 220/660, 662, 669, 675

See application file for complete search history.

(56) **References Cited**

U.S. PATENT DOCUMENTS

D68,489 S * 10/1925 Miller D9/545
D172,232 S * 5/1954 Lorenzen D7/300
D196,391 S * 9/1963 Platte et al. D9/543
D241,916 S * 10/1976 Enrique D9/544
D242,125 S * 11/1976 Enrique D9/545

D261,231 S * 10/1981 Grip D9/520
D261,232 S * 10/1981 Grip D9/520
D279,863 S * 7/1985 Carre D9/661
D318,421 S * 7/1991 Bertholon D9/545
D332,914 S * 2/1993 Stephens D9/526
D339,517 S * 9/1993 Jobit D9/602
D344,236 S * 2/1994 Drounau D9/545
D356,506 S * 3/1995 Kornick et al. D9/645
D423,942 S * 5/2000 Markey et al. D9/552
D484,418 S * 12/2003 Diete D9/529
D526,903 S * 8/2006 Duranthon D9/565
D550,564 S * 9/2007 Spencer D9/558
D554,516 S * 11/2007 Rica D9/558
D614,967 S * 5/2010 Chertoff et al. D9/682
D620,805 S * 8/2010 Chertoff et al. D9/682
D664,440 S * 7/2012 Gonzalez Rodriguez D9/544
D696,133 S * 12/2013 Lebrun et al. D9/550
D696,955 S * 1/2014 Kelly D9/522
D706,137 S * 6/2014 Gonzalez Rodriguez D9/545

* cited by examiner

Primary Examiner — Ian Simmons

Assistant Examiner — Dana L Meyrow

(74) *Attorney, Agent, or Firm* — Symbus Law Group, LLC;
Clifford D. Hyra

(57) **CLAIM**

The ornamental design for a bottle, as shown and described.

DESCRIPTION

FIG. 1 is a perspective view of a bottle showing the front, top and right sides.

FIG. 2 is a rear view of the bottle of FIG. 1.

FIG. 3 is a front view of the bottle of FIG. 1.

FIG. 4 is a right side view of the bottle of FIG. 1.

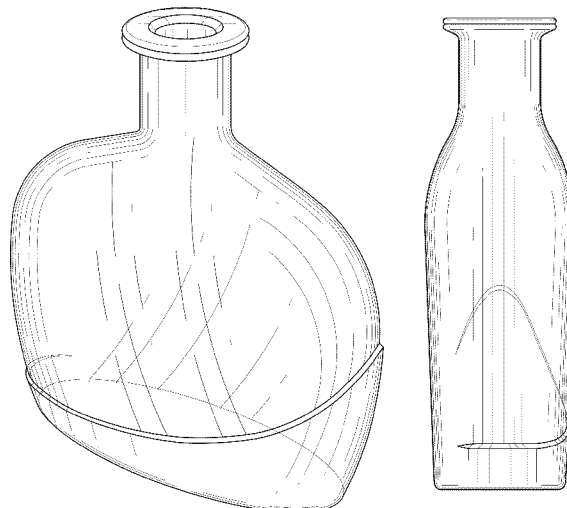
FIG. 5 is a left side view of the bottle of FIG. 1.

FIG. 6 is a top view of the bottle of FIG. 1; and,

FIG. 7 is a bottom view of the bottle of FIG. 1.

The broken lines in the drawings illustrate the portions of the design that form no part of the claim.

1 Claim, 5 Drawing Sheets



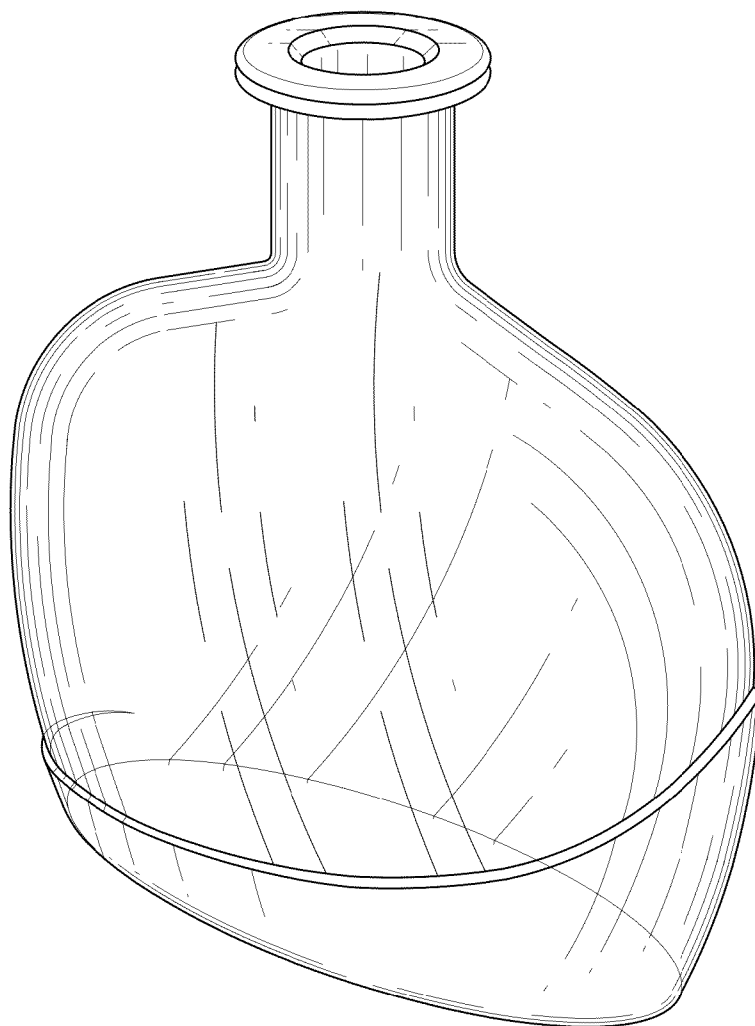


FIG. 1



FIG. 2

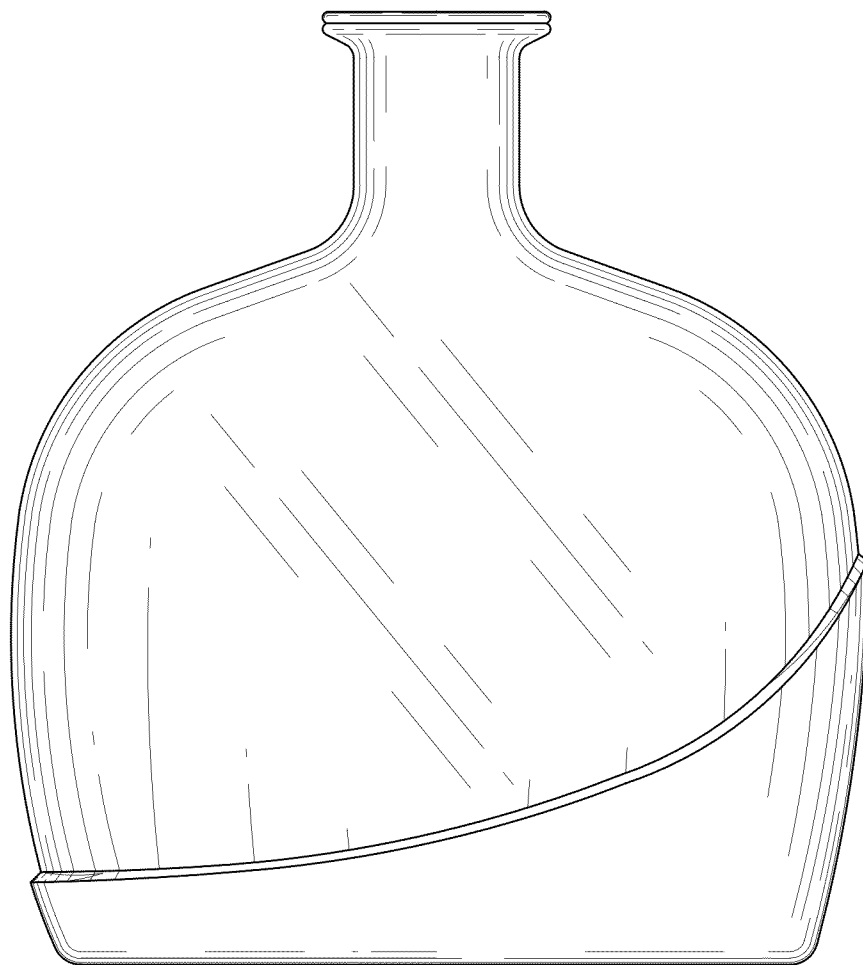


FIG. 3

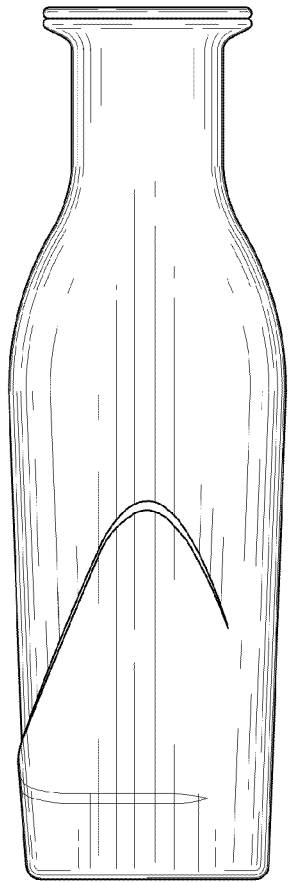


FIG. 4




FIG. 5

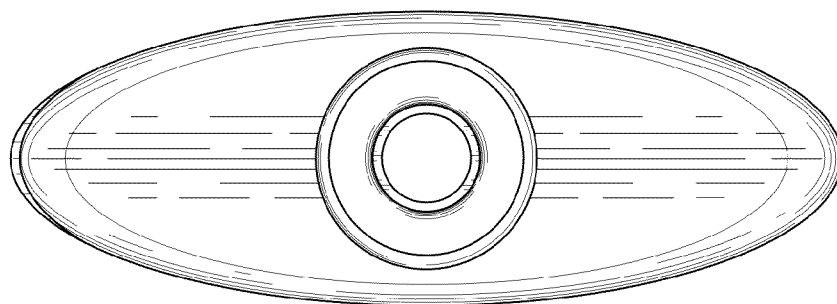


FIG. 6

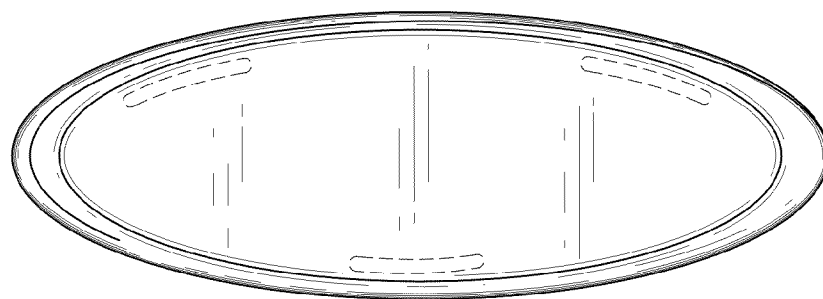


FIG. 7