



(51) International Patent Classification:

C07D 217/26 (2006.01) *A61P 17/02* (2006.01)
A61K 31/472 (2006.01) *A61P 29/00* (2006.01)
A61P 3/10 (2006.01) *A61P 35/00* (2006.01)
A61P 7/06 (2006.01) *A61P 37/06* (2006.01)
A61P 9/12 (2006.01) *A61P 43/00* (2006.01)

(21) International Application Number:

PCT/CN2012/079058

(22) International Filing Date:

23 July 2012 (23.07.2012)

(25) Filing Language:

English

(26) Publication Language:

English

(30) Priority Data:

201110207175.6 22 July 2011 (22.07.2011) CN
 201110209657.5 25 July 2011 (25.07.2011) CN
 201110211297.2 26 July 2011 (26.07.2011) CN

(71) Applicant (for all designated States except US): **ZHEJIANG BETA PHARMA INCORPORATION** [CN/CN]; 589, Hongfeng RD, Yuhang, Hangzhou, Zhejiang 311100 (CN).

(72) Inventor; and

(71) Applicant : **KANG, Xinsan** [CN/CN]; Bld 29, Zone-B, BPU Software Park, 1 North Disheng St., Business Development Area, Daxing, Beijing 100176 (CN).

(72) Inventors; and

(75) Inventors/Applicants (for US only): **LONG, Wei** [CN/CN]; Bld 29, Zone-B, BPU Software Park, 1 North Disheng St., Business Development Area, Daxing, Beijing 100176 (CN). **ZHANG, Jianxi** [CN/CN]; Bld 29, Zone-B,

BPU Software Park, 1 North Disheng St., Business Development Area, Daxing, Beijing 100176 (CN). **HU, Yunyan** [CN/CN]; Bld 29, Zone-B, BPU Software Park, 1 North Disheng St., Business Development Area, Daxing, Beijing 100176 (CN). **WANG, Yinxiang** [US/CN]; Bld 29, Zone-B, BPU Software Park, 1 North Disheng St., Business Development Area, Daxing, Beijing 100176 (CN).

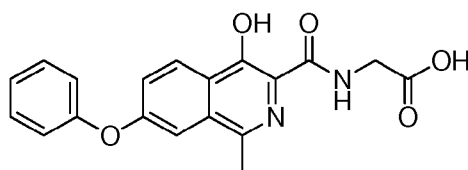
(81) Designated States (unless otherwise indicated, for every kind of national protection available): AE, AG, AL, AM, AO, AT, AU, AZ, BA, BB, BG, BH, BR, BW, BY, BZ, CA, CH, CL, CN, CO, CR, CU, CZ, DE, DK, DM, DO, DZ, EC, EE, EG, ES, FI, GB, GD, GE, GH, GM, GT, HN, HR, HU, ID, IL, IN, IS, JP, KE, KG, KM, KN, KP, KR, KZ, LA, LC, LK, LR, LS, LT, LU, LY, MA, MD, ME, MG, MK, MN, MW, MX, MY, MZ, NA, NG, NI, NO, NZ, OM, PE, PG, PH, PL, PT, QA, RO, RS, RU, RW, SC, SD, SE, SG, SK, SL, SM, ST, SV, SY, TH, TJ, TM, TN, TR, TT, TZ, UA, UG, US, UZ, VC, VN, ZA, ZM, ZW.

(84) Designated States (unless otherwise indicated, for every kind of regional protection available): ARIPO (BW, GH, GM, KE, LR, LS, MW, MZ, NA, RW, SD, SL, SZ, TZ, UG, ZM, ZW), Eurasian (AM, AZ, BY, KG, KZ, RU, TJ, TM), European (AL, AT, BE, BG, CH, CY, CZ, DE, DK, EE, ES, FI, FR, GB, GR, HR, HU, IE, IS, IT, LT, LU, LV, MC, MK, MT, NL, NO, PL, PT, RO, RS, SE, SI, SK, SM, TR), OAPI (BF, BJ, CF, CG, CI, CM, GA, GN, GQ, GW, ML, MR, NE, SN, TD, TG).

Published:

— with international search report (Art. 21(3))

(54) Title: POLYMORPHIC FORMS OF COMPOUNDS AS PROLYL HYDROXYLASE INHIBITOR, AND USES THEREOF



(I)

(57) Abstract: The present invention relates to the polymorphic forms of the compound of Formula (I), preparation thereof including the preparation of intermediates and pharmaceutical compositions, and use of a polymorph above in the treatment of a disease, a disorder or a condition, or in the manufacturing of a medicament for the treatment of a disease, a disorder or a condition.

THE DESCRIPTION

POLYMORPHIC FORMS OF COMPOUNDS AS PROLYL HYDROXYLASE INHIBITOR , AND USES THEREOF

FIELD OF THE INVENTION

The present invention relates to the polymorphic forms of a novel compound, and their use in inhibiting prolyl hydroxylase activity. The present invention also relates to a method of using at least one of the polymorphs thereof in modulating HIF level or activity, treating a disease, a disorder or a condition associated with increasing or lowering HIF level or activity, in a subject.

BACKGROUND OF THE INVENTION

The cellular transcription factor HIF (Hypoxia Inducible Factor) occupies a central position in oxygen homeostasis in a wide range of organisms and is a key regulator of responses to hypoxia. The genes regulated by HIF transcriptional activity can play critical roles in angiogenesis, erythropoiesis, hemoglobin F production, energy metabolism, inflammation, vasomotor function, apoptosis and cellular proliferation. HIF can also play a role in cancer, in which it is commonly upregulated, and in the physiological responses to ischemia and hypoxia.

The HIF transcriptional complex comprises an heterodimer (HIF $\alpha\beta$): HIF- β is a constitutive nuclear protein that dimerizes with oxygen-regulated HIF- α subunits. Oxygen regulation occurs through hydroxylation of the HIF- α subunits, which are then rapidly destroyed by the proteasome. In oxygenated cells, the von Hippel-Lindau tumor suppressor protein (pVHL protein) binds to hydroxylated HIF-subunits, thereby promoting their ubiquitin dependent proteolysis. This process is suppressed under hypoxic conditions, stabilizing HIF- α and promoting the transcription and activation of the HIF $\alpha\beta$ dimer.

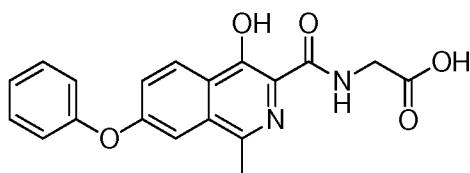
Hydroxylation of HIF- α subunits can occur on proline and asparagine residues and can be catalyzed by a family of 2-oxoglutarate dependent enzymes. This family includes the HIF prolyl hydroxylase isozymes (PHDs), which hydroxylate Pro 402 and Pro 564 of human HIF1 α , as well as Factor Inhibiting HIF (FIH), which hydroxylates Asn 803 of human HIF1. Inhibition of FIH or the

PHDs leads to HIF stabilization and further transcription and activation.

Inhibition of PHDs also leads to HIF stabilization and promoting transcriptional activation by the HIF complex, which may in turn provide a potential treatment for ischemia or anemia. There have been multiple patents that cover the chemical structure designs of the potential PHDs inhibitors, see, e.g., WO2004108681, WO2007070359 and WO2011006355.

DESCRIPTION OF THE INVENTION

The present invention relates to approximately pure crystalline polymorphs, wherein these polymorphs are the polymorphs of the compound of Formula I, and/or a hydrate thereof, and/or a solvate thereof.



Formula I .

The compound of Formula I of the present invention exists in one or more crystal forms. The inventors designated these crystal forms Form I, Form II, Form III, Form IV, Form V, Form VI and Form VII.

The present invention provides a crystalline polymorph of the compound of Formula I that exhibits an X-ray powder diffraction pattern having characteristic peaks at diffraction angles 2θ of approximately 5.9° , 11.0° and 25.9° .

The present invention further provides preferred embodiments of the crystalline polymorph.

Preferably, the X-ray powder diffraction pattern has characteristic peaks, expressed in terms of the interplanar distance, at 14.9\AA , 8.0\AA and 3.4\AA .

Preferably, the X-ray powder diffraction pattern has characteristic peaks at diffraction angles 2θ of approximately 5.9° , 11.0° , 17.6° , 22.6° , 25.9° and 26.9° .

Preferably, the X-ray powder diffraction pattern has characteristic peaks, expressed in terms of the interplanar distance, at 14.9\AA , 8.0\AA , 5.1\AA , 3.9\AA , 3.4\AA and 3.3\AA .

Preferably, the X-ray powder diffraction pattern has characteristic peaks at diffraction angles 2θ of approximately 5.9° , 11.0° , 14.8° , 17.6° , 22.6° , 24.0° , 25.9° and 26.9° .

Preferably, the X-ray powder diffraction pattern has characteristic peaks, expressed in terms of

the interplanar distance, at 14.9Å, 8.0Å, 6.0Å, 5.1Å, 3.9Å, 3.7Å, 3.4Å and 3.3Å.

Preferably, the X-ray powder diffraction pattern is shown as in Figure 1.

The X-ray diffraction pattern depicted in FIG 1 is summarized in Table 1.

Table 1.

<u>2θ (2 theta) ± 0.2 (degrees)</u>	<u>d-spacing [Å]</u>	<u>Intensity</u>
5.9	14.9	664
11.0	8.0	781
14.8	6.0	213
17.6	5.1	404
22.6	3.9	362
24.0	3.7	137
25.9	3.4	398
26.9	3.3	365

Preferably, the polymorph has a melting point of 174-177 °C.

Preferably, the polymorph has a purity of ≥85%.

Preferably, the polymorph has a purity of ≥95%.

Preferably, the polymorph has a purity of ≥99%.

The present also provides a method of preparing the crystalline polymorph, comprising the steps of dissolving the compound of Formula I as prepared in Example 1 in the mixed solvent of methanol/MTBE (methyl tertbutyl ether) at room temperature, followed by a spontaneous precipitation, and recovering the resulted crystalline polymorph.

The present invention also provides a crystalline polymorph of the compound of Formula I that exhibits an X-ray powder diffraction pattern having characteristic peaks at diffraction angles 2θ of approximately 8.2°, 14.5° and 26.6°.

Preferably, the X-ray powder diffraction pattern has characteristic peaks, expressed in terms of the interplanar distance, at 10.8Å, 6.1Å and 3.4Å.

Preferably, the X-ray powder diffraction pattern has characteristic peaks at diffraction angles 2θ of approximately 8.2°, 13.3°, 14.5°, 21.2° and 26.6°.

Preferably, the X-ray powder diffraction pattern has characteristic peaks, expressed in terms of the interplanar distance, at 10.8Å, 6.7Å, 6.1Å, 4.2Å and 3.4Å.

Preferably, the X-ray powder diffraction pattern has characteristic peaks at diffraction angles 2θ of approximately 8.2° , 9.6° , 13.3° , 14.5° , 21.2° , 22.8° , 25.4° and 26.6° .

Preferably, the X-ray powder diffraction pattern has characteristic peaks, expressed in terms of the interplanar distance, at 10.8\AA , 9.3\AA , 6.7\AA , 6.1\AA , 4.2\AA , 3.9\AA , 3.5\AA and 3.4\AA .

Preferably, the X-ray powder diffraction pattern is shown as in Figure 2.

The X-ray diffraction pattern depicted in FIG 2 is summarized in Table 2.

Table 2.

<u>2θ (2 theta) \pm 0.2 (degrees)</u>	<u>d-spacing [\AA]</u>	<u>Intensity</u>
8.2	10.8	5993
9.6	9.3	2100
13.3	6.7	3310
14.5	6.1	1937
21.2	4.2	2409
22.8	3.9	1950
25.4	3.5	1387
26.6	3.4	6403

Preferably, the polymorph has a melting point of $209\text{--}212^\circ\text{C}$

Preferably, the polymorph has a purity of $\geq 85\%$.

Preferably, the polymorph has a purity of $\geq 95\%$.

Preferably, the polymorph has a purity of $\geq 99\%$.

The present invention also provides a method of preparing the crystalline polymorph comprising the steps of slurrying excess amount of the compound of Formula I as prepared in from Example 1 in the mixed solvent of H_2O /acetonitrile (3:1), or H_2O /ethanol at room temperature or 50°C , or in methanol/ H_2O at RT for at least 48 hrs., and recovering the resulted crystalline polymorph.

The present invention further provides a crystalline polymorph of the compound of Formula I that exhibits an X-ray powder diffraction pattern having characteristic peaks at diffraction angles 2θ of approximately 6.2° , 17.8° and 26.2° .

Preferably, the X-ray powder diffraction pattern has characteristic peaks, expressed in terms of the interplanar distance, at 14.3\AA , 5.0\AA and 3.4\AA .

Preferably, the X-ray powder diffraction pattern has characteristic peaks at diffraction angles 2θ of approximately 6.2° , 17.8° , 22.0° , 26.2° and 26.9° .

Preferably, the X-ray powder diffraction pattern having characteristic peaks, expressed in terms of the interplanar distance, at 14.3Å, 5.0Å, 4.0Å, 3.4Å and 3.3Å.

Preferably, the X-ray powder diffraction pattern has characteristic peaks at diffraction angles 2θ of approximately 6.2°, 12.1°, 15.6°, 17.8°, 22.0°, 26.2°, 26.9° and 28.9°.

Preferably, the X-ray powder diffraction pattern has characteristic peaks, expressed in terms of the interplanar distance, at 14.3Å, 7.3Å, 5.7Å, 5.0Å, 4.0Å, 3.4Å, 3.3Å and 3.1Å.

Preferably, the polymorph has a purity of $\geq 85\%$.

Preferably, the polymorph has a purity of $\geq 95\%$.

Preferably, the polymorph has a purity of $\geq 99\%$.

Preferably, the X-ray powder diffraction pattern is shown as in Figure 3.

The X-ray diffraction pattern depicted in FIG 3 is summarized in Table 3.

Table 3.

<u>2θ (2 theta) \pm 0.2 (degrees)</u>	<u>d-spacing [Å]</u>	<u>Intensity</u>
6.2	14.3	1568
12.1	7.3	845
15.6	5.7	597
17.8	5.0	1391
22.0	4.0	1437
26.2	3.4	8841
26.9	3.3	1933
28.9	3.1	1181

Preferably, the polymorph has a melting point of 198-200 °C.

The present also provides a method of preparing the crystalline polymorph, comprising the steps of: dissolving the compound of Formula I as prepared in Example 1 in the mixed solvent of methanol/acetonitrile at room temperature, followed by a spontaneous precipitation, and recovering the resulted crystalline polymorph; or, comprising the steps of slurrying excess amount of the compound of Formula I as prepared in from Example 1 in H₂O, CH₂Cl₂, IPAc (Isopropyl Acetate), EtOAc, or IPAc/heptane at 50 °C for at least 48 hrs. , and recovering the resulted crystalline polymorph.

The present invention further provides a crystalline polymorph of the compound of Formula I that exhibits an X-ray powder diffraction pattern having characteristic peaks at diffraction angles 2θ of approximately 12.4°, 20.3° and 26.6°.

Preferably, the X-ray powder diffraction pattern has characteristic peaks, expressed in terms of the interplanar distance, at 7.1Å, 4.4Å and 3.4Å.

Preferably, the X-ray powder diffraction pattern has characteristic peaks at diffraction angles 2θ of approximately 11.3°, 12.4°, 20.3°, 21.4° and 26.6°.

Preferably, the X-ray powder diffraction pattern has characteristic peaks, expressed in terms of the interplanar distance, at 7.9Å, 7.1Å, 4.4Å, 4.1Å and 3.4Å.

Preferably, the X-ray powder diffraction pattern has characteristic peaks at diffraction angles 2θ of approximately 11.3°, 12.4°, 15.0°, 17.9°, 20.3°, 21.4°, 24.8° and 26.6°.

Preferably, the X-ray powder diffraction pattern has characteristic peaks, expressed in terms of the interplanar distance, at 7.9Å, 7.1Å, 5.9Å, 5.0Å, 4.4Å, 4.1Å, 3.6Å and 3.4Å.

Preferably, the X-ray powder diffraction pattern is shown as in Figure 4.

The X-ray diffraction pattern depicted in FIG 4 is summarized in Table 4.

Table 4.

<u>2θ (2 theta) \pm 0.2 (degrees)</u>	<u>d-spacing [Å]</u>	<u>Intensity</u>
11.3	7.9	1356
12.4	7.1	3288
15.0	5.9	448
17.9	5.0	3137
20.3	4.4	2462
21.4	4.1	1533
24.8	3.6	567
26.6	3.4	2434

Preferably, the polymorph has a melting point of 204-207 °C.

Preferably, the polymorph has a purity of $\geq 85\%$.

Preferably, the polymorph has a purity of $\geq 95\%$.

Preferably, the polymorph has a purity of $\geq 99\%$.

The present invention also provides a method of preparing the crystalline polymorph comprising the steps of: slurring excess amount of the compound of Formula I as prepared in Example 1 in MTBE, the mixed solvent of Isopropyl Acetate/heptane or ethyl acetate/heptane at room temperature for at least 48 hrs. , and recovering the resulted crystalline polymorph; or, comprising the steps of slurring excess amount of the compound of Formula I as prepared in Example 1 in the mixed solvent of ethyl acetate/heptane at 50 °C for at least 48 hrs, and recovering

the resulted crystalline polymorph; or, comprising the steps of slurring excess amount of Crystalline Form III of the compound of Formula I as prepared in Example 4 in the mixed solvent of H₂O/acetone at 50 °C for 12-14 days, and recovering the resulted crystalline polymorph.

The present invention further provides a crystalline polymorph of the compound of Formula I that exhibits an X-ray powder diffraction pattern having characteristic peaks at diffraction angles 2θ of approximately 6.0°, 11.1° and 24.1°.

Preferably, the X-ray powder diffraction pattern has characteristic peaks, expressed in terms of the interplanar distance, at 14.8Å, 8.0Å and 3.7Å.

Preferably, the X-ray powder diffraction pattern has characteristic peaks at diffraction angles 2θ of approximately 6.0°, 11.1°, 17.7°, 24.1° and 26.9°.

Preferably, the X-ray powder diffraction pattern has characteristic peaks, expressed in terms of the interplanar distance, at 14.8Å, 8.0Å, 5.0Å, 3.7Å and 3.3Å.

Preferably, the X-ray powder diffraction pattern has characteristic peaks at diffraction angles 2θ of approximately 6.0°, 8.8°, 11.1°, 11.9°, 14.9°, 17.7°, 24.1° and 26.9°.

Preferably, the X-ray powder diffraction pattern has characteristic peaks, expressed in terms of the interplanar distance, at 14.8Å, 10.0Å, 8.0Å, 7.4Å, 6.0Å, 5.0Å, 3.7Å and 3.3Å.

Preferably, the X-ray powder diffraction pattern is shown as in Figure 5.

The X-ray diffraction pattern depicted in FIG 5 is summarized in Table 5.

Table 5.

<u>2θ (2 theta) ± 0.2 (degrees)</u>	<u>d-spacing [Å]</u>	<u>Intensity</u>
6.0	14.8	4128
8.8	10.0	400
11.1	8.0	1526
11.9	7.4	565
14.9	6.0	342
17.7	5.0	441
24.1	3.7	480
26.9	3.3	512

Preferably, the polymorph has a melting point of 190-193 °C

Preferably, the polymorph has a purity of ≥85%.

Preferably, the polymorph has a purity of ≥95%.

Preferably, the polymorph has a purity of ≥99%.

The present invention also provides a method of preparing the crystalline polymorph comprising the steps of slurrying excess amount of the compound of Formula I as prepared in from Example 1 in the mixed solvent of MTBE/heptane at 50 °C for at least 48 hrs. , and recovering the resulted crystalline polymorph;

or, adding water as anti-solvent into the methanol solution of the compound of Formula I as prepared in Example 1, and recovering the resulted crystalline polymorph.

The present invention further provides a crystalline polymorph of the compound of Formula I that exhibits an X-ray powder diffraction pattern having characteristic peaks at diffraction angles 2θ of approximately 7.1°, 22.2° and 26.9°.

Preferably, the X-ray powder diffraction pattern has characteristic peaks, expressed in terms of the interplanar distance, at 12.4Å, 4.0Å and 3.3Å.

Preferably, the X-ray powder diffraction pattern has characteristic peaks at diffraction angles 2θ of approximately 7.1°, 10.6°, 18.8°, 22.2° and 26.9°.

Preferably, the X-ray powder diffraction pattern has characteristic peaks, expressed in terms of the interplanar distance, at 12.4Å, 8.4Å, 4.7Å, 4.0Å and 3.3Å.

Preferably, the X-ray powder diffraction pattern has characteristic peaks at diffraction angles 2θ of approximately 7.1°, 9.4°, 10.6°, 16.5°, 18.8°, 21.3°, 22.2° and 26.9°.

Preferably, the X-ray powder diffraction pattern has characteristic peaks, expressed in terms of the interplanar distance, at 12.4Å, 9.4Å, 8.4Å, 5.4Å, 4.7Å, 4.2Å, 4.0Å and 3.3Å.

Preferably, the X-ray powder diffraction pattern is shown as in Figure 6.

The X-ray diffraction pattern depicted in FIG 6 is summarized in Table 6.

Table 6.

<u>2θ (2 theta) \pm 0.2 (degrees)</u>	<u>d-spacing [Å]</u>	<u>Intensity</u>
7.1	12.4	3877
9.4	9.4	669
10.6	8.4	1077
16.5	5.4	732
18.8	4.7	1068
21.3	4.2	2415
22.2	4.0	3446
26.9	3.3	7388

Preferably, the polymorph has a melting point of 200-203 °C

Preferably, the polymorph has a purity of $\geq 85\%$.

Preferably, the polymorph has a purity of $\geq 95\%$.

Preferably, the polymorph has a purity of $\geq 99\%$.

The present invention also provides a method of preparing the crystalline polymorph comprising the steps of: slurring excess amount of the compound of Formula I as prepared in the method of Example 1 in the mixed solvent of acetonitrile/H₂O (1:1) or THF/H₂O at room temperature for at least 48 hrs, and recovering the resulted crystalline polymorph;

or, comprising the steps of adding the crystalline polymorph, as prepared in Example 5, as a crystal seed into a solution of the compound of Formula I as prepared in Example 1 in the mixed solvent of methanol/ethyl acetate, followed by a spontaneous precipitation, and recovering the resulted crystalline polymorph.

The present invention further provides a crystalline polymorph of the compound of Formula I that exhibits an X-ray powder diffraction pattern having characteristic peaks at diffraction angles 2θ of approximately 6.9°, 11.7° and 21.1°.

Preferably, the X-ray powder diffraction pattern has characteristic peaks, expressed in terms of the interplanar distance, at 12.8Å, 7.5Å and 4.2Å.

Preferably, the X-ray powder diffraction pattern has characteristic peaks at diffraction angles 2θ of approximately 6.9°, 11.7°, 15.1°, 21.1° and 25.8°.

Preferably, the X-ray powder diffraction pattern has characteristic peaks, expressed in terms of the interplanar distance, at 12.8Å, 7.5Å, 5.9Å, 4.2Å and 3.5Å.

Preferably, the X-ray powder diffraction pattern has characteristic peaks at diffraction angles 2θ of approximately 6.9°, 7.5°, 11.7°, 15.1°, 19.3°, 21.1°, 22.6° and 25.8°.

Preferably, the X-ray powder diffraction pattern has characteristic peaks, expressed in terms of the interplanar distance, at 12.8Å, 11.8Å, 7.5Å, 5.9Å, 4.6Å, 4.2Å, 3.9Å and 3.5Å..

Preferably, the X-ray powder diffraction pattern is shown as in Figure 7.

The X-ray diffraction pattern depicted in FIG 7 is summarized in Table 7.

Table 7.

<u>2θ (2 theta) ± 0.2 (degrees)</u>	<u>d-spacing [Å]</u>	<u>Intensity</u>
6.9	12.8	1478
7.5	11.8	580

11.7	7.5	1604
15.1	5.9	289
19.3	4.6	469
21.1	4.2	375
22.6	3.9	486
25.8	3.5	471

Preferably, the polymorph has a purity of $\geq 85\%$.

Preferably, the polymorph has a purity of $\geq 95\%$.

Preferably, the polymorph has a purity of $\geq 99\%$.

The present invention further provides a method of preparing the crystalline polymorph comprising the steps of heating the Crystalline Form VI as prepared in Example 7 to 180 °C, and recovering the resulted crystalline polymorph.

The present invention further provides the use of these crystalline polymorphs.

A pharmaceutical composition comprises a therapeutically effective amount of crystalline polymorphs of the present invention, and a pharmaceutically acceptable excipient, adjuvant or carrier.

The present invention also provides preferable embodiments of the pharmaceutical composition.

Preferably, the pharmaceutical composition comprises a therapeutically effective amount of a crystalline polymorph of the present invention, in combination with at least one of additional active ingredient.

Preferably, the pharmaceutical composition is used in an oral administration.

Preferably, the pharmaceutical composition is used in tablets or capsules.

Preferably, the pharmaceutical composition comprises 1 wt%-99 wt% of the crystalline polymorph of the present invention.

Preferably, the pharmaceutical composition comprises 1 wt%-70 wt% of the crystalline polymorph of the present invention.

Preferably, the pharmaceutical composition comprises 10 wt%-30 wt% of the crystalline polymorph of the present invention.

The crystalline polymorphs of the present invention can be used in manufacturing a medicament for modulating HIF level or HIF activity in a subject.

The present invention also provides preferable embodiments of the uses of the crystalline polymorphs.

Preferably, the crystalline polymorphs of the present invention can be used in manufacturing a medicament for the treatment of a disease, a disorder, or a condition associated with HIF level or HIF activity.

Preferably, the crystalline polymorphs of the present invention can be used in manufacturing a medicament for the treatment of ischemia, anemia, or a disease, disorder, or condition associated with ischemia or anemia.

Preferably, the crystalline polymorphs of the present invention can be used in manufacturing a medicament for the treatment of a disease, a disorder, or a condition selected from ischemia, anemia, wound healing, auto-transplantation, allo-transplantation, xeno-transplantation, systemic high blood pressure, thalassemia, diabetes, cancer or an inflammatory disorder, or a combination of two or more thereof, in a subject.

Also provided is a method of modulating HIF levels or activity in a subject by administering to the subject one crystalline polymorph of the present invention.

Further provided is a method for treating a disease, a disorder, or a condition associated with HIF level or HIF activity in a subject by administering to the subject one crystalline polymorph of the present invention.

Additionally provided is a method for treating ischemia, anemia, or a disease, a disorder or a condition associated with ischemia or anemia in a subject by administering to the subject one crystalline polymorph of the present invention.

Yet additionally provided is a method for treating a disease, a disorder, or a condition selected from ischemia, anemia, wound healing, auto-transplantation, allo-transplantation, xeno-transplantation, systemic high blood pressure, thalassemia, diabetes, cancer or an inflammatory disorder, or a combination of two or more thereof, in a subject by administering to the subject one crystalline polymorph of the present invention.

All the crystalline polymorphs of the present invention are approximately pure.

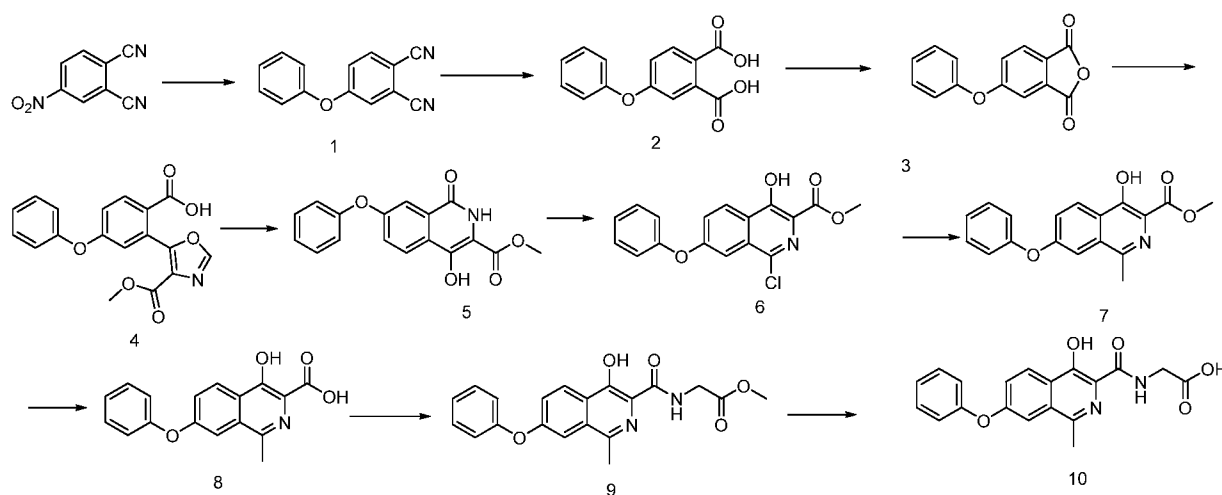
The term “approximately pure” as herein used refers to at least 85 wt%, preferably at least 95 wt%, more preferably at least 99 wt% of the compound of Formula I exists in a crystal form of the present invention, particularly in the crystal forms of Form I, Form II, Form III, Form IV, Form V,

Form VI or Form VII.

The main peaks described in the crystalline polymorphs above are reproducible and are within the error limit (the specified value ± 0.2).

In the present invention, “the X-ray powder diffraction pattern shown as in Figure 1” refers to the X-ray powder diffraction pattern that show major peaks as in Figure 1, wherein major peaks refer to those with the relative intensity greater than 10%, preferably greater than 30%, relative to the highest peak (with its relative intensity designated to be 100%) in Figure 1. Likewise, in the present invention, the X-ray powder diffraction pattern shown as in Figure 2, 3, 4, 5, 6 or 7 refers to the X-ray powder diffraction pattern that show major peaks as in Figure 2, 3, 4, 5, 6 or 7, wherein major peaks refer to those with the relative intensity greater than 10%, preferably greater than 30%, relative to the highest peak (with its relative intensity designated to be 100%) in Figure 2, 3, 4, 5, 6 or 7, respectively.

The present invention also provides a method of preparing the compound of Formula I, as follows,



The present invention also provides a method of preparing Crystalline Form I, Crystalline Form II, Crystalline Form III, Crystalline Form IV, Crystalline Form V, Crystalline Form VI or Crystalline Form VII of the compound of Formula I. Crystallizing the compound of the present invention from a suitable solvent system comprising at least one solvent, can be achieved by methods of spontaneous precipitation (evaporation), cooling, and/or adding anti-solvent (in which the compound of the present invention has relatively lower solubility), in order to achieve oversaturation in a solvent system.

Crystallization also can be achieved by using or not using crystal seeds that is suitable for

crystallizing the compound of the present invention.

The present invention further provides a pharmaceutical composition, comprising a therapeutically effective amount of one or more crystalline polymorphs of Crystalline Form I, Crystalline Form II, Crystalline Form III, Crystalline Form IV, Crystalline Form V, Crystalline Form VI or Crystalline Form VII of the compound of Formula I, and a pharmaceutically acceptable excipient, adjuvant or carrier. Wherein, the pharmaceutical composition contains 1 wt%-99 wt%, preferably 1 wt%-70 wt%, more preferably 10 wt%-30 wt% of any one crystalline polymorph of Crystalline Form I, Crystalline Form II, Crystalline Form III, Crystalline Form IV, Crystalline Form V, Crystalline Form VI or Crystalline Form VII of the compound of Formula I.

The present invention also provides the use of the compound of Formula I, or a crystalline polymorph selected from Crystalline Form I, Crystalline Form II, Crystalline Form III, Crystalline Form IV, Crystalline Form V, Crystalline Form VI and Crystalline Form VII thereof, in manufacturing a medicament for modulating HIF level or HIF activity.

The present invention also provides a use of the compound of Formula I, or a crystalline polymorph selected from Crystalline Form I, Crystalline Form II, Crystalline Form III, Crystalline Form IV, Crystalline Form V, Crystalline Form VI and Crystalline Form VII thereof, in manufacturing a medicament for the treatment of ischemia, anemia, or a disease, disorder or condition associated with ischemia or anemia.

Further, the present invention also provides a use of the compound of Formula I, or a crystalline polymorph selected from Crystalline Form I, Crystalline Form II, Crystalline Form III, Crystalline Form IV, Crystalline Form V, Crystalline Form VI and Crystalline Form VII thereof, in manufacturing a medicament for the treatment of a disease, disorder, or condition selected from ischemia, anemia, wound healing, auto-transplantation, allo-transplantation, xeno-transplantation, systemic high blood pressure, thalassemia, diabetes, cancer or an inflammatory disorder, or a combination of two or more thereof.

The term "therapeutically effective amount" as herein used, refers to the amount of a compound that, when administered to a subject for treating a disease, or at least one of the clinical symptoms of a disease or disorder, is sufficient to affect such treatment for the disease, disorder, or symptom. The "therapeutically effective amount" can vary with the compound, the disease, disorder, and/or symptoms of the disease or disorder, severity of the disease, disorder, and/or symptoms of

the disease or disorder, the age of the subject to be treated, and/or the weight of the subject to be treated. An appropriate amount in any given instance can be apparent to those skilled in the art or can be determined by routine experiments. In the case of combination therapy, the "therapeutically effective amount" refers to the total amount of the combination objects for the effective treatment of a disease, a disorder or a condition.

The pharmaceutical composition comprising the compound of the present invention can be administrated via oral, inhalation, rectal, parenteral or topical administration to a subject who needs treatment. For oral administration, the pharmaceutical composition may be a regular solid formulation such as tablets, powder, granule, capsules and the like, a liquid formulation such as water or oil suspension or other liquid formulation such as syrup, solution, suspension or the like; for parenteral administration, the pharmaceutical composition may be solution, water solution, oil suspension concentrate, lyophilized powder or the like. Preferably, the formulation of the pharmaceutical composition is selected from tablet, coated tablet, capsule, suppository, nasal spray or injection, more preferably tablet or capsule. The pharmaceutical composition can be a single unit administration with an accurate dosage. In addition, the pharmaceutical composition may further comprise additional active ingredients.

All formulations of the pharmaceutical composition of the present invention can be produced by the conventional methods in the pharmaceutical field. For example, the active ingredient can be mixed with one or more excipients, then to make the desired formulation. The "pharmaceutically acceptable carrier" refers to conventional pharmaceutical carriers suitable for the desired pharmaceutical formulation, for example: a diluent, a vehicle such as water, various organic solvents, etc, a filler such as starch, sucrose, etc; a binder such as cellulose derivatives, alginates, gelatin and polyvinylpyrrolidone (PVP) ; a wetting agent such as glycerol; a disintegrating agent such as agar, calcium carbonate and sodium bicarbonate; an absorption enhancer such as quaternary ammonium compound; a surfactant such as hexadecanol; an absorption carrier such as Kaolin and soap clay; a lubricant such as talc, calcium stearate, magnesium stearate, polyethylene glycol, etc. In addition, the pharmaceutical composition further comprises other pharmaceutically acceptable excipients such as a decentralizing agent, a stabilizer, a thickener, a complexing agent, a buffering agent, a permeation enhancer, a polymer, aromatics, a sweetener, and a dye. Preferably, the excipient is suitable for desired formulation and administration type.

The term “disease” or “disorder” or “condition” refers to any disease, discomfort, illness, symptoms or indications.

DESCRIPTIONS OF THE FIGURES

Figure 1 shows the X-ray powder diffraction pattern of Crystalline Form I of the compound of Formula I

Figure 2 shows the X-ray powder diffraction pattern of Crystalline Form II of the compound of Formula I

Figure 3 shows the X-ray powder diffraction pattern of Crystalline Form III of the compound of Formula I

Figure 4 shows the X-ray powder diffraction pattern of Crystalline Form IV of the compound of Formula I

Figure 5 shows the X-ray powder diffraction pattern of Crystalline Form V of the compound of Formula I

Figure 6 shows the X-ray powder diffraction pattern of Crystalline Form VI of the compound of Formula I

Figure 7 shows the X-ray powder diffraction pattern of Crystalline Form VII of the compound of Formula I

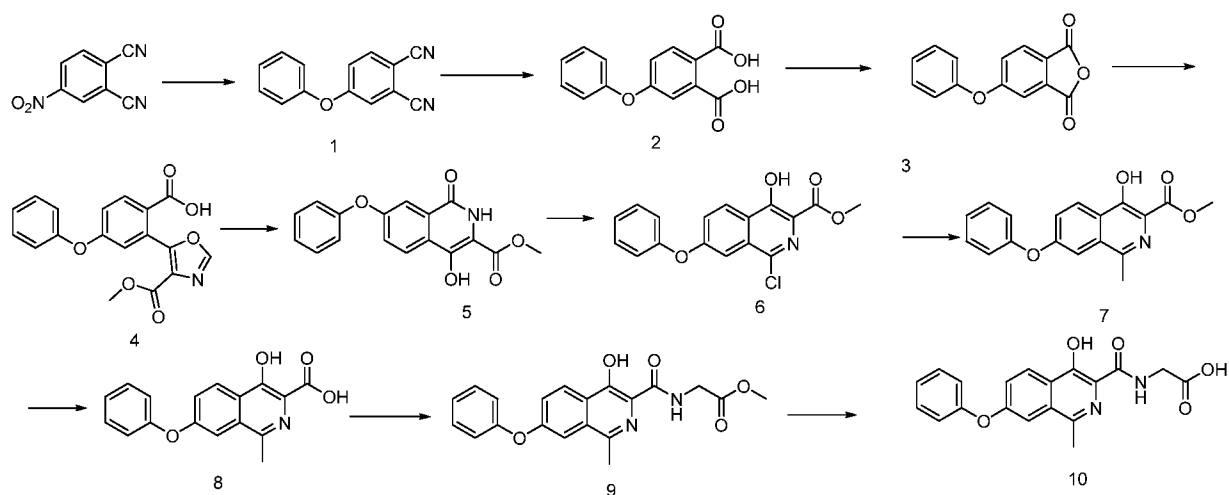
The X-ray powder diffraction (XRPD) patterns shown as in Figure 1, 2, 3, 4, 5, 6 and 7 were generated on a PANalytical X-ray Diffraction System with Empyrean console. The diffraction peak positions were calibrated by single crystal silicon which has a 2θ value of 28.443 degree. The K-Alpha radiation of an Empyrean Cu LEF X-ray tube was used as the light source of the X-ray.

EXAMPLES

The present invention is further exemplified, but not limited, by the following examples that illustrate the invention. In the examples of the present invention, the techniques or methods, unless expressly stated otherwise, are conventional techniques or methods in the art.

Example 1

Synthesis of the compound of Formula I



Synthesis of Compound 1

Under inert gas (N_2), 4-nitro-o-phthalonitrile (9.2 g), phenol (5.0 g), K_2CO_3 (7.3 g) and DMSO (40 mL) were added into a flask, and were stirred and reacted at room temperature for 48 hrs., then heated to 60 °C and reacted for 2 hrs. After cooled down, the reaction mixture was filtered and the resulted yellow solid was dried to obtain 11.6 g of Compound 1.

Synthesis of Compound 2

50 % of NaOH solution (25 mL) was added into the methanol solution of Compound 1 (11.3 g). The solution was heated to reflux for 48 hr until the reaction was complete. Concentrated HCl was then added to adjust the pH value to 3. The precipitate was filtered and dried to obtain 10.5 g of Compound 2.

Synthesis of Compound 3

Compound 2 (6.0 g) was dissolved in glacial acetic acid (60 mL) and acetic anhydride (60 mL) and heated to reflux for 3 hrs. The solvent was removed on a rotary evaporator to obtain Compound 3.

Synthesis of Compound 4

Compounds 3 (6.0 g) and methyl isocyanoacetate (2.65 g) were dissolved in THF (60 mL). 3.54 g of DBU (CAS No. 6674-22-2) was added in drop-wise at room temperature and stirred for 1 hr. at room temperature. After extracted with ethyl acetate under alkaline conditions to remove the impurities, the pH value of the aqueous phase was adjusted to 3 with diluted HCl. Extracted with ethyl acetate, washed with water and dried with anhydrous Na_2SO_4 and filtered, the resulting organic phase was distilled on a rotary evaporator to obtain 9.0g of Compound 4.

Synthesis of Compound 5

Compound 4 (9.0 g) in CH₃OH was added in concentrated HCl and heated to 60 °C for 4 hrs. The resulted precipitation was filtered to obtain 5.8 g of crude product. The product was further purified by chromatography to obtain 1.85 g of Compound 5.

Synthesis of Compound 6

Compound 5 (1.77 g) in POCl₃ (10 mL) was heated to about 70 °C and reacted for 3 hrs., then cooled down and poured into ice. After POCl₃ was completely decomposed, the resulting precipitate was filtered and washed with water, to obtain 1.45 g of Compound 6.

Synthesis of Compound 7

Under N₂ atmosphere, Compound 6 (1.41 g), dioxane (20 mL), Pd[P(C₆H₅)₃]₄ (0.49 g), K₂CO₃ (1.78 g) and trimethyl borane (0.54 g) were stirred mixed and heated to reflux for 3 hrs., then stirred at room temperature for 48 hrs. After concentration, the resulting mixture was extracted with ethyl acetate, washed with water, dried and filtered, then distilled on a rotary evaporator, followed by further purification through chromatography, to obtain 0.42 g of Compound 7.

Synthesis of Compound 8

Compound 7 (1.02 g) was added into the mixture of ethanol (10 mL) and 2N of NaOH (10 mL), and refluxed for 1.5 hrs. After removing the impurities by filtration, the resulting mixture was distilled to remove ethanol on a rotary evaporator. The resulting pale yellow precipitate was then filtered, washed with water, and dried to obtain 0.5 g of Compound 8.

Synthesis of Compound 9

Compound 8 (0.37 g), glycine methyl ester hydrochloride (0.44 g) and 1.00 g of PyBOP (CAS No. 128625-52-5) were added into dichloromethane (15 mL), and then added triethylamine (0.74 mL) and bis(isopropyl)ethylamine (1.0 mL), stirred and reacted at room temperature for 3 hrs. After filtration, the organic phase was washed with water, dried and filtered, followed by a rotary evaporation, and further purification by a silica gel column, to obtain 0.29 g of Compound 9.

Synthesis of Compound 10, the compound of Formula I

Compound 9 (0.28 g) in THF was added in 1 N NaOH (5 mL) and stirred and reacted for 1 hr. at room temperature. After removing THF by a rotary evaporation, the pH value of the residue was adjusted to about 3 by diluted HCl, washed further by ethyl acetate, filtered and dried, to obtain 0.21 g of Compound 10, the compound of Formula I.

Example 2

Preparation of Crystalline Form I of the compound of Formula I

The compound of Formula I prepared from the method disclosed in Example 1 above, was dissolved in the mixed solvent of methanol/MTBE (methyl tertbutyl ether) at room temperature, followed by a spontaneous precipitation to obtain the desired Polymorph Form I, with the melting point of 174-177 °C.

Example 3

Preparation of Crystalline Form II of the compound of Formula I

A slurry suspension of excess amount of the compound of Formula I prepared from the method disclosed in Example 1 above, was stirred in the mixed solvent of H₂O/acetonitrile (3:1) or H₂O/ethanol at room temperature or 50 °C at least 48 hrs., or in the mixed solvent of methanol/H₂O at room temperature over 48 hr, to obtain the desired Crystalline Form II, with the melting point of 209-212 °C.

Example 4

Preparation of Crystalline Form III of the compound of Formula I

The compound of Formula I prepared from the method disclosed in Example 1 above, was dissolved in the mixed solvent of methanol/acetonitrile at room temperature, followed by a spontaneous precipitation to obtain the desired Crystalline Form III.

Or, a slurry suspension of excess amount of the compound of Formula I prepared from the method disclosed in Example 1 above, was stirred in H₂O, CH₂Cl₂, isopropyl acetate (IPAc), ethyl acetate (EtOAc), or the mixed solvent of IPAc/heptane or H₂O/acetone at 50 °C over 48 hrs., to obtain the desired Crystalline Form III, with the melting point of 198-200 °C..

Example 5

Preparation of Crystalline Form IV of the compound of Formula I

A slurry suspension of excess amount of the compound of Formula I prepared from the method disclosed in Example 1 above, was stirred in MTBE, or the mixed solvent of MTBE/heptane, IPAc/heptane, ethyl acetate/heptane or H₂O/acetone at room temperature over 48 hrs., to obtain the desired Crystalline Form IV.

Or, a slurry suspension of excess amount of the compound of Formula I prepared from the

method disclosed in Example 1 above, was stirred in the mixed solvent of ethyl acetate/heptane at 50 °C over 48 hrs., to obtain the desired Crystalline Form IV.

Or, a slurry suspension of excess amount of the Crystalline Form III as prepared in Example 4 was stirred in the mixed solvent of H₂O/acetone at 50°C for 12-14 days, to obtain the desired Crystalline Form IV, with the melting point of 204-207 °C.

Example 6

Preparation of Crystalline Form V of the compound of Formula I

A slurry suspension of excess amount of the compound of Formula I prepared from the method disclosed in Example 1 above, was stirred in the mixed solvent of MTBE/heptane at 50 °C over 48 hr, to obtain the desired Crystalline Form V; or, water was added as anti-solvent into the methanol solution of the compound of Formula I, to obtain the desired Crystalline Form V, with the melting point of 190-193 °C.

Example 7

Preparation of Crystalline Form VI of the compound of Formula I

A slurry suspension of excess amount of the compound of Formula I prepared from the method disclosed in Example 1 above, was stirred in the mixed solvent of acetonitrile/H₂O (1:1) or THF/H₂O at room temperature over 48 hrs, to obtain the desired Crystalline Form VI.

Or, the compound of Formula I prepared from the method disclosed in Example 1 above, was dissolved in the mixed solvent of methanol/ethyl acetate at room temperature, followed by a spontaneous precipitation using Crystalline Form IV as prepared in Example 5 as crystal seeds to obtain the desired Crystalline Form VI, with the melting point of 200-203 °C.

Example 8

Preparation of Crystalline Form VII of the compound of Formula I

Crystalline Form V prepared from the method of Example 6 was heated to 180 °C, to obtain the desired Crystalline Form VII.

Example 9

Assay of HIF-PHD2 Enzyme Activity

HIF-PHD2 activity was measured using homogeneous TR-FRET technology (see also, US2008/004817; Dao JH et al., Anal Biochem. 2009, 384:213-23). To each well of a 1/2Area 96-well plate was added 2 µL

DMSO solution of test compound and 40 μ L of assay buffer (50 mM Tris PH7.4/0.01% Tween-20/0.1 mg/ml BSA/1 mM Sodium ascorbate/20 μ g/ml Catalase/10 μ M FeSO₄) containing 600 nM full length PHD2. After a 30 min preincubation at room temperature, the enzymatic reactions were initiated by the addition of 8 μ L of substrates (final concentrations of 0.2 μ M 2-oxoglutarate and 0.5 μ M HIF-1 α peptide biotinyl-DLDLEMLAPYIPMDDDFQL). After 2 hrs. at room temperature, the reactions were terminated and signals were developed by the addition of a 50 μ L quench/detection mix to a final concentration of 1 mM ortho-phenanthroline, 0.1 mM EDTA, 0.5 nM anti-(His)₆LANCE reagent, 100 nM AF647-labeled Streptavidin, and 30 nM (His)₆-VHL-elonginB-elonginC complex. The ratio of time resolved fluorescence signals at 665 and 620 nm was determined, and percent inhibition was calculated relative to an uninhibited control sample run in parallel. For the compound of Formula I prepared from the method disclosed in Example 1 above, the IC₅₀ was determined to be around 2 μ M.

Example 10

Determination of Erythropoietin (EPO) Induction in Normal Mice

Eight-week-old male C57BL/6 mice were dosed orally with a suspension of one crystal form of the compound in 0.5% CMC at 20, 60 and 100 mg/kg. Blood samples were obtained from the orbital venous plexus 6 hours after dosing and serum was collected (see also, Robinson A, et al., Gastroenterology. 2008, 134:145-55; Hsieh MM, et al., Blood. 2007, 110:2140-7). Samples were analyzed for EPO by electrochemiluminescence-based immunoassay (MSD) according to manufacturer's instructions. The induced EPOs when the Crystalline Form VI in this invention was used in suspension were determined to be around 6, 297 and above 300 folds over that of the vehicle group without induction.

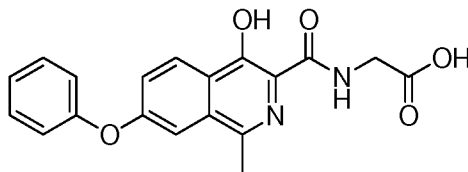
Example 11

Stability Determination of Crystal Forms

8.3 mg of the compound of Formula I prepared from the method disclosed in Example 1 above was added into 1 mL of Isopropyl Acetate, stirred and filtered. 9.6 mg of the Crystalline Form IV and 1.97 mg of the Crystalline Form VI disclosed in this invention were then added into the solution and stirred at room temperature for 36 hrs. After centrifugation and drying, the resulted crystal form was determined to be purely the Crystalline Form VI. The Crystalline Form VI was therefore demonstrated to be thermodynamically the most stable crystal form in this study.

WHAT IS CLAIMED IS

1. A crystalline polymorph of the compound of Formula I,



Formula I .

2. The polymorph of Claim 1, characterized by the X-ray powder diffraction pattern having characteristic peaks at diffraction angles 2θ of approximately 5.9° , 11.0° and 25.9° .
3. The polymorph of Claim 2, characterized by the X-ray powder diffraction pattern having characteristic peaks, expressed in terms of the interplanar distance, at 14.9\AA , 8.0\AA and 3.4\AA .
4. The polymorph of Claim 2, characterized by the X-ray powder diffraction pattern having characteristic peaks at diffraction angles 2θ of approximately 5.9° , 11.0° , 17.6° , 22.6° , 25.9° and 26.9° .
5. The polymorph of Claim 4, characterized by the X-ray powder diffraction pattern having characteristic peaks, expressed in terms of the interplanar distance, at 14.9\AA , 8.0\AA , 5.1\AA , 3.9\AA , 3.4\AA and 3.3\AA .
6. The polymorph of Claim 2, characterized by the X-ray powder diffraction pattern having characteristic peaks at diffraction angles 2θ of approximately 5.9° , 11.0° , 14.8° , 17.6° , 22.6° , 24.0° , 25.9° and 26.9° .
7. The polymorph of Claim 6, characterized by the X-ray powder diffraction pattern having characteristic peaks, expressed in terms of the interplanar distance, at 14.9\AA , 8.0\AA , 6.0\AA , 5.1\AA , 3.9\AA , 3.7\AA , 3.4\AA and 3.3\AA .
8. The polymorph of the compound of Formula I of Claim 1, characterized by the X-ray powder diffraction pattern shown as in Figure 1.
9. The polymorph of any one of Claims 2-8, characterized by a melting point of $174\text{--}177^\circ\text{C}$.
10. The polymorph of any one of Claims 2-9, characterized by a purity of $\geq 85\%$.
11. The polymorph of Claim 10, characterized by a purity of $\geq 95\%$.
12. The polymorph of Claim 11, characterized by a purity of $\geq 99\%$.
13. The polymorph of the compound of Formula I of Claim 1, characterized by the X-ray

powder diffraction pattern having characteristic peaks at diffraction angles 2θ of approximately 8.2° , 14.5° and 26.6° .

14. The polymorph of Claim 13, characterized by the X-ray powder diffraction pattern having characteristic peak, expressed in terms of the interplanar distance, at 10.8\AA , 6.1\AA and 3.4\AA .

15. The polymorph of Claim 13, characterized by the X-ray powder diffraction pattern having characteristic peaks at diffraction angles 2θ of approximately 8.2° , 13.3° , 14.5° , 21.2° and 26.6° .

16. The polymorph of Claim 15, characterized by the X-ray powder diffraction pattern having characteristic peaks, expressed in terms of the interplanar distance, at 10.8\AA , 6.7\AA , 6.1\AA , 4.2\AA and 3.4\AA .

17. The polymorph of Claim 13, characterized by the X-ray powder diffraction pattern having characteristic peaks at diffraction angles 2θ of approximately 8.2° , 9.6° , 13.3° , 14.5° , 21.2° , 22.8° , 25.4° and 26.6° .

18. The polymorph of Claim 17, characterized by the X-ray powder diffraction pattern having characteristic peaks, expressed in terms of the interplanar distance, at 10.8\AA , 9.3\AA , 6.7\AA , 6.1\AA , 4.2\AA , 3.9\AA , 3.5\AA and 3.4\AA .

19. The polymorph of the compound of Formula I of Claim 1, characterized by the X-ray powder diffraction pattern shown as in Figure 2.

20. The polymorph of any one of Claims 13-19, characterized by a melting point of $209-212^\circ\text{C}$.

21. The polymorph of any one of Claims 13-20, characterized by a purity of $\geq 85\%$.

22. The polymorph of Claim 21, characterized by a purity of $\geq 95\%$.

23. The polymorph of Claim 22, characterized by a purity of $\geq 99\%$.

24. The polymorph of the compound of Formula I of Claim 1, characterized by the X-ray powder diffraction pattern having characteristic peaks at diffraction angles 2θ of approximately 6.2° , 17.8° and 26.2° .

25. The polymorph of Claim 24, characterized by the X-ray powder diffraction pattern having characteristic peaks, expressed in terms of the interplanar distance, at 14.3\AA , 5.0\AA and 3.4\AA .

26. The polymorph of Claim 24, characterized by the X-ray powder diffraction pattern having characteristic peaks at diffraction angles 2θ of approximately 6.2° , 17.8° , 22.0° , 26.2° and

26.9°.

27. The polymorph of Claim 26, characterized by the X-ray powder diffraction pattern having characteristic peaks, expressed in terms of the interplanar distance, at 14.3Å, 5.0Å, 4.0Å, 3.4Å and 3.3Å.

28. The polymorph of Claim 24, characterized by the X-ray powder diffraction pattern having characteristic peaks at diffraction angles 2θ of approximately 6.2°, 12.1°, 15.6°, 17.8°, 22.0°, 26.2°, 26.9° and 28.9°.

29. The polymorph of Claim 28, characterized by the X-ray powder diffraction pattern having characteristic peaks, expressed in terms of the interplanar distance, at 14.3Å, 7.3Å, 5.7Å, 5.0Å, 4.0Å, 3.4Å, 3.3Å and 3.1Å.

30. The polymorph of the compound of Formula I of Claim 1, characterized by the X-ray powder diffraction pattern shown as in Figure 3.

31. The polymorph of any one Claims 24-30, characterized by a melting point of 198-200 °C.

32. The polymorph of any one of Claims 24-31, characterized by a purity of $\geq 85\%$.

33. The polymorph of Claim 32, characterized by a purity of $\geq 95\%$.

34. The polymorph of Claim 33, characterized by a purity of $\geq 99\%$.

35. The polymorph of the compound of Formula I of Claim 1, characterized by the X-ray powder diffraction pattern having characteristic peaks at diffraction angles 2θ of approximately 12.4°, 20.3° and 26.6°.

36. The polymorph of Claim 35, characterized by the X-ray powder diffraction pattern having characteristic peaks, expressed in terms of the interplanar distance, at 7.1Å, 4.4Å and 3.4Å.

37. The polymorph of Claim 35, characterized by the X-ray powder diffraction pattern having characteristic peaks at diffraction angles 2θ of approximately 11.3°, 12.4°, 20.3°, 21.4° and 26.6°.

38. The polymorph of Claim 37, characterized by the X-ray powder diffraction pattern having characteristic peaks, expressed in terms of the interplanar distance, at 7.9Å, 7.1Å, 4.4Å, 4.1Å and 3.4Å.

39. The polymorph of Claim 35, characterized by the X-ray powder diffraction pattern having characteristic peaks at diffraction angles 2θ of approximately 11.3°, 12.4°, 15.0°, 17.9°,

20.3°, 21.4°, 24.8° and 26.6°.

40. The polymorph of Claim 39, characterized by the X-ray powder diffraction pattern having characteristic peaks, expressed in terms of the interplanar distance, at 7.9Å, 7.1Å, 5.9Å, 5.0Å, 4.4Å, 4.1Å, 3.6Å and 3.4Å.

41. The polymorph of the compound of Formula I of Claim 1, characterized by the X-ray powder diffraction pattern shown as in Figure 4.

42. The polymorph of any one of Claims 35-41, characterized by a melting point of 204-207 °C.

43. The polymorph of any one of Claims 35-42, characterized by a purity of ≥85%.

44. The polymorph of Claim 43, characterized by a purity of ≥95%.

45. The polymorph of Claim 44, characterized by a purity of ≥99%.

46. The polymorph of the compound of Formula I of Claim 1, characterized by the X-ray powder diffraction pattern having characteristic peaks at diffraction angles 2θ of approximately 6.0°, 11.1° and 24.1°.

47. The polymorph of Claim 46, characterized by the X-ray powder diffraction pattern having characteristic peaks, expressed in terms of the interplanar distance, at 14.8Å, 8.0Å and 3.7Å.

48. The polymorph of Claim 46, characterized by the X-ray powder diffraction pattern having characteristic peaks at diffraction angles 2θ of approximately 6.0°, 11.1°, 17.7°, 24.1° and 26.9°.

49. The polymorph of Claim 48, characterized by the X-ray powder diffraction pattern having characteristic peaks, expressed in terms of the interplanar distance, at 14.8Å, 8.0Å, 5.0Å, 3.7Å and 3.3Å.

50. The polymorph of Claim 46, characterized by the X-ray powder diffraction pattern having characteristic peaks at diffraction angles 2θ of approximately 6.0°, 8.8°, 11.1°, 11.9°, 14.9°, 17.7°, 24.1° and 26.9°.

51. The polymorph of Claim 50, characterized by the X-ray powder diffraction pattern having characteristic peaks, expressed in terms of the interplanar distance, at 14.8Å, 10.0Å, 8.0Å, 7.4Å, 6.0Å, 5.0Å, 3.7Å and 3.3Å.

52. The polymorph of the compound of Formula I of Claim 1, characterized by the X-ray powder diffraction pattern shown as in Figure 5.

53. The polymorph of any one of Claims 46-52, characterized by a melting point of 190-193 °C.
54. The polymorph of any one of Claims 46-53, characterized by a purity of $\geq 85\%$.
55. The polymorph of Claim 54, characterized by a purity of $\geq 95\%$.
56. The polymorph of Claim 55, characterized by a purity of $\geq 99\%$.
57. The polymorph of the compound of Formula I of Claim 1, characterized by the X-ray powder diffraction pattern having characteristic peaks at diffraction angles 2θ of approximately 7.1° , 22.2° and 26.9° .
58. The polymorph of Claim 57, characterized by the X-ray powder diffraction pattern having characteristic peaks, expressed in terms of the interplanar distance, at 12.4\AA , 4.0\AA and 3.3\AA .
59. The polymorph of Claim 57, characterized by the X-ray powder diffraction pattern having characteristic peaks at diffraction angles 2θ of approximately 7.1° , 10.6° , 18.8° , 22.2° and 26.9° .
60. The polymorph of Claim 59, characterized by the X-ray powder diffraction pattern having characteristic peaks, expressed in terms of the interplanar distance, at 12.4\AA , 8.4\AA , 4.7\AA , 4.0\AA and 3.3\AA .
61. The polymorph of Claim 57, characterized by the X-ray powder diffraction pattern having characteristic peaks at diffraction angles 2θ of approximately 7.1° , 9.4° , 10.6° , 16.5° , 18.8° , 21.3° , 22.2° and 26.9° .
62. The polymorph of Claim 61, characterized by the X-ray powder diffraction pattern having characteristic peaks, expressed in terms of the interplanar distance, at 12.4\AA , 9.4\AA , 8.4\AA , 5.4\AA , 4.7\AA , 4.2\AA , 4.0\AA and 3.3\AA .
63. The polymorph of the compound of Formula I of Claim 1, characterized by the X-ray powder diffraction pattern shown as in Figure 6.
64. The polymorph of any one of Claims 57-63, characterized by a melting point of 200-203 °C.
65. The polymorph of any one of Claims 57-64, characterized by a purity of $\geq 85\%$.
66. The polymorph of Claim 65, characterized by a purity of $\geq 95\%$.
67. The polymorph of Claim 66, characterized by a purity of $\geq 99\%$.
68. The polymorph of the compound of Formula I of Claim 1, characterized by the X-ray

powder diffraction pattern having characteristic peaks at diffraction angles 2θ of approximately 6.9° , 11.7° and 21.1° .

69. The polymorph of Claim 68, characterized by the X-ray powder diffraction pattern having characteristic peaks, expressed in terms of the interplanar distance, at 12.8\AA , 7.5\AA and 4.2\AA .

70. The polymorph of Claim 68, characterized by the X-ray powder diffraction pattern having characteristic peaks at diffraction angles 2θ of approximately 6.9° , 11.7° , 15.1° , 21.1° and 25.8° .

71. The polymorph of Claim 70, characterized by the X-ray powder diffraction pattern having characteristic peaks, expressed in terms of the interplanar distance, at 12.8\AA , 7.5\AA , 5.9\AA , 4.2\AA and 3.5\AA .

72. The polymorph of Claim 68, characterized by the X-ray powder diffraction pattern having characteristic peaks at diffraction angles 2θ of approximately 6.9° , 7.5° , 11.7° , 15.1° , 19.3° , 21.1° , 22.6° and 25.8° .

73. The polymorph of Claim 72, characterized by the X-ray powder diffraction pattern having characteristic peaks, expressed in terms of the interplanar distance, at 12.8\AA , 11.8\AA , 7.5\AA , 5.9\AA , 4.6\AA , 4.2\AA , 3.9\AA and 3.5\AA .

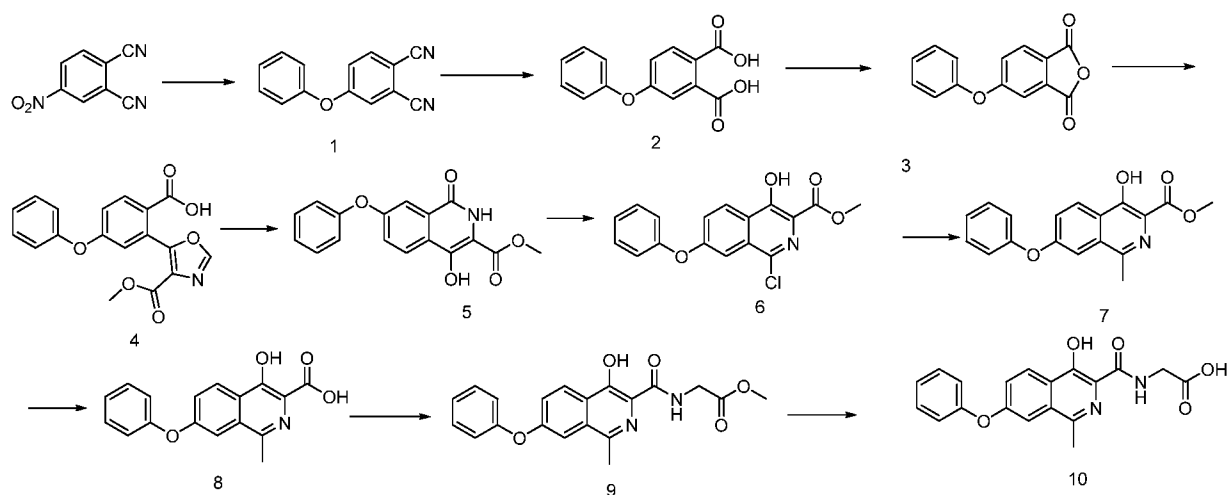
74. The polymorph of the compound of Formula I of Claim 1, characterized by the X-ray powder diffraction pattern shown as in Figure 7.

75. The polymorph of any one of Claims 68-74, characterized by a purity of $\geq 85\%$.

76. The polymorph of Claim 75, characterized by a purity of $\geq 95\%$.

77. The polymorph of Claim 76, characterized by a purity of $\geq 99\%$.

78. A method of preparing the compound of Formula I comprising the steps of:



(a) Synthesis of Compound 1

In inert gas, 4-nitro-o-phthalonitrile, phenol, K_2CO_3 and DMSO were added into a flask, stirred and reacted at room temperature for 45-50 hrs., then heated to 55°C - 65°C and reacted for 1.5-2.5 hr. After cooled down, precipitated, filtered to obtain Compound 1;

(b) Synthesis of Compound 2

Compound 1 dissolved in CH_3OH was added into a 40-60% of NaOH and heated to reflux till the reaction was complete. Concentrated HCl was then added to adjust the pH value to 2.5 - 3.5. The precipitate was filtered and dried to obtain Compound 2;

(c) Synthesis of Compound 3

Compound 2 was dissolved in glacial acetic acid and acetic anhydride and heated to reflux till the reaction was complete. The solvent was removed on a rotary evaporator to obtain Compound 3;

(d) Synthesis of Compound 4

Compounds 3 and methyl isocyanacetate dissolved in THF were added in DBU (1,8-Diazabicycloundec-7-ene) drop-wise at room temperature and stirred for 0.5-1.5 hrs. at room temperature. After washed with ethyl acetate under alkaline conditions to remove the impurities, the pH value of the aqueous phase was adjusted to 2.5 - 3.5 with diluted HCl. Extracted with ethyl acetate and washed with water, followed by drying with anhydrous Na_2SO_4 and filtered, the resulting extract was distilled on a rotary evaporator to obtain Compound 4;

(e) Synthesis of Compound 5

Compound 4 in CH_3OH was added in concentrated HCl, then heated to 55°C - 65°C and reacted for 3.5-4.5 hrs. The resulted precipitation was filtered and purified by chromatography to obtain Compound 5;

(f) Synthesis of Compound 6

Compound 5 was heated to 65°C - 75°C in POCl₃ and reacted for 2.5-3.5 hrs., then cooled down and poured into ice. After POCl₃ was completely decomposed, the resulting precipitate was filtered and washed with water, to reach Compound 6;

(g) Synthesis of Compound 7

In inert gas, Compound 6, dioxane, Pd[P(C₆H₅)₃]₄, K₂CO₃ and trimethyl borane were mixed and heated to reflux and stir for 2.5-3.5 hrs., then stirred at room temperature for 45-50 hrs. After concentration, the resulting mixture was extracted with ethyl acetate, washed with water, dried and filtered, then distilled on a rotary evaporator, followed by further purification through chromatography, to obtain Compound 7;

(h) Synthesis of Compound 8

Compound 7 was added into a mixture of ethanol and 1.5-2.5N of NaOH and refluxed for 1-2 hrs. After removing the impurities by filtration, the resulting mixture was distilled to remove ethanol on a rotary evaporator. The resulting pale yellow precipitate was then filtered, washed with water, and dried to obtain compound 8;

(i) Synthesis of Compound 9

Compound 8, glycine methyl ester hydrochloride and PyBOP were added into dichloromethane, and then added triethylamine and bis(isopropyl)ethylamine, stirred at room temperature for 2.5-3.5 hrs. After filtration, the organic phase was washed with water, dried and filtered, followed by a rotary evaporation, and further purification by a silica gel column, to obtain Compound 9;

(j) Synthesis of Compound 10, the compound of Formula I

Compound 9 in THF was added in 0.5-1.5N of NaOH and stirred for 0.5-1.5 hrs. at room temperature. After removing THF by a rotary evaporation, the pH value of the residue was adjusted to about 3 by diluted HCl, washed further by ethyl acetate, filtered and dried, to obtain Compound 10, the compound of Formula I.

79. A method of preparing the crystalline polymorph of any one of Claims 1-12, comprising the steps of dissolving the compound of Formula I as prepared in the method of Claim 78 in the mixed solvent of methanol/methyl tertbutyl ether at room temperature, followed by spontaneous precipitation, and recovering the resulted crystalline polymorph.

80. A method of preparing the crystalline polymorph of any one of Claims 1 or 13-23, comprising the steps of slurrying excess amount of the compound of Formula I as prepared in the method of Claim 78 in the mixed solvent of H₂O/acetonitrile (3:1), H₂O/ethanol at room temperature or at 50 °C, or in methanol/H₂O at room temperature for at least 48 hrs, and recovering the resulted crystalline polymorph.

81. A method of preparing the crystalline polymorph of any one of Claims 1 or 24-34, comprising the steps of dissolving the compound of Formula I as prepared in the method of Claim 78 in the mixed solvent of methanol/acetonitrile at room temperature, followed by a spontaneous precipitation, and recovering the resulted crystalline polymorph.

82. A method of preparing the crystalline polymorph of any one of Claims 1 or 24-34, comprising the steps of slurrying excess amount of the compound of Formula I as prepared in the method of Claim 78 in H₂O, CH₂Cl₂, Isopropyl Acetate, EtOAc, or the mixed solvent of Isopropyl Acetate/heptane at 50 °C for at least 48 hrs, and recovering the resulted crystalline polymorph.

83. A method of preparing the crystalline polymorph of any one of Claims 1 or 35-45, comprising the steps of slurrying excess amount of the compound of Formula I as prepared in the method of Claim 78 in methyl tertbutyl ether, the mixed solvent of Isopropyl Acetate/heptane or ethyl acetate/heptane at room temperature for at least 48 hrs, and recovering the resulted crystalline polymorph.

84. A method of preparing the crystalline polymorph of any one of Claims 1 or 35-45, comprising the steps of slurrying excess amount of the compound of Formula I as prepared in the method of Claim 78 in the mixed solvent of ethyl acetate/heptane at 50 °C for at least 48 hrs. , and recovering the resulted crystalline polymorph.

85. A method of preparing the crystalline polymorph of any one of Claims 1 or 46-56, comprising the steps of: slurrying excess amount of the compound of Formula I as prepared in the method of Claim 78 in the mixed solvent of methyl tertbutyl ether/heptane at 50 °C for at least 48 hrs.; or adding water as anti-solvent into the methanol solution of the compound of Formula I as prepared in the method of Claim 78, and recovering the resulted crystalline polymorph.

86. A method of preparing the crystalline polymorph of any one of Claims 1 or 57-67, comprising the steps of slurrying excess amount of the compound of Formula I as prepared in the method of Claim 78 in the mixed solvent of acetonitrile/H₂O (1:1) or THF/H₂O at room temperature

for at least 48 hrs, and recovering the resulted crystalline polymorph.

87. A method of preparing the crystalline polymorph of any one of Claims 1 or 57-67, comprising the steps of dissolving the compound of Formula I as prepared in the method of Claim 78 in the mixed solvent of methanol/ethyl acetate at room temperature, followed by a spontaneous precipitation using a crystalline form as prepared in Claim 83 or 84 as crystallization seed, and recovering the resulted crystalline polymorph.

88. A method of preparing the crystalline polymorph of any one of Claims 1 or 68-77, comprising the steps of heating the crystalline polymorph as prepared in Claim 85 to about 180 °C, and recovering the resulted crystalline polymorph.

89. A pharmaceutical composition comprising a therapeutically effective amount of the crystalline polymorph of any one of Claims 1-77, and a pharmaceutically acceptable excipient, adjuvant or carrier.

90. A pharmaceutical composition comprising a therapeutically effective amount of the crystalline polymorph of any one of Claims 1-77, in combination with at least one of additional active ingredient.

91. The pharmaceutical composition of any one of Claims 89 or 90, wherein the composition is used in an oral administration.

92. The pharmaceutical composition of Claim 91, wherein the composition is used in tablets or capsules.

93. The pharmaceutical composition of any one of Claims 89-92, wherein the composition comprises 1 wt%-99 wt% of the crystalline polymorph of any one of Claims 1-77.

94. The pharmaceutical composition of Claim 93, wherein the composition comprises 1 wt%-70 wt% of the crystalline polymorph of any one of Claims 1-77.

95. The pharmaceutical composition of Claim 94, wherein the composition comprises 10 wt%-30 wt% of the crystalline polymorph of any one of Claims 1-77.

96. Use of a crystalline polymorph of any one of Claims 1-77 in manufacturing a medicament for modulating HIF level or HIF activity.

97. Use of a crystalline polymorph of any one of Claims 1-77 in manufacturing a medicament for the treatment of a disease, a disorder, or a condition associated with HIF level or HIF activity.

98. Use of a crystalline polymorph of any one of Claims 1-77 in manufacturing a medicament for the treatment of ischemia, anemia, or a disease, a disorder or a condition associated with ischemia or anemia.

99. Use of a crystalline polymorph of any one of Claims 1-77 in manufacturing a medicament for the treatment of a disease, a disorder, or a condition selected from ischemia, anemia, wound healing, auto-transplantation, allo-transplantation, xeno-transplantation, systemic high blood pressure, thalassemia, diabetes, cancer or an inflammatory disorder, or a combination of two or more thereof, in a subject.

100. A method of modulating HIF levels or activity in a subject by administering to the subject a crystalline polymorph of any one of Claims 1-77.

101. A method for treating a disease, a disorder, or a condition associated with HIF level or HIF activity in a subject by administering to the subject a crystalline polymorph of any one of Claims 1-77.

102. A method for treating ischemia, anemia, or a disease, a disorder or a condition associated with ischemia or anemia in a subject by administering to the subject a crystalline polymorph of any one of Claims 1-77.

103. A method for treating a disease, a disorder, or a condition selected from ischemia, anemia, wound healing, auto-transplantation, allo-transplantation, xeno-transplantation, systemic high blood pressure, thalassemia, diabetes, cancer or an inflammatory disorder, or a combination of two or more thereof, in a subject by administering to the subject a crystalline polymorph of any one of Claims 1-77.

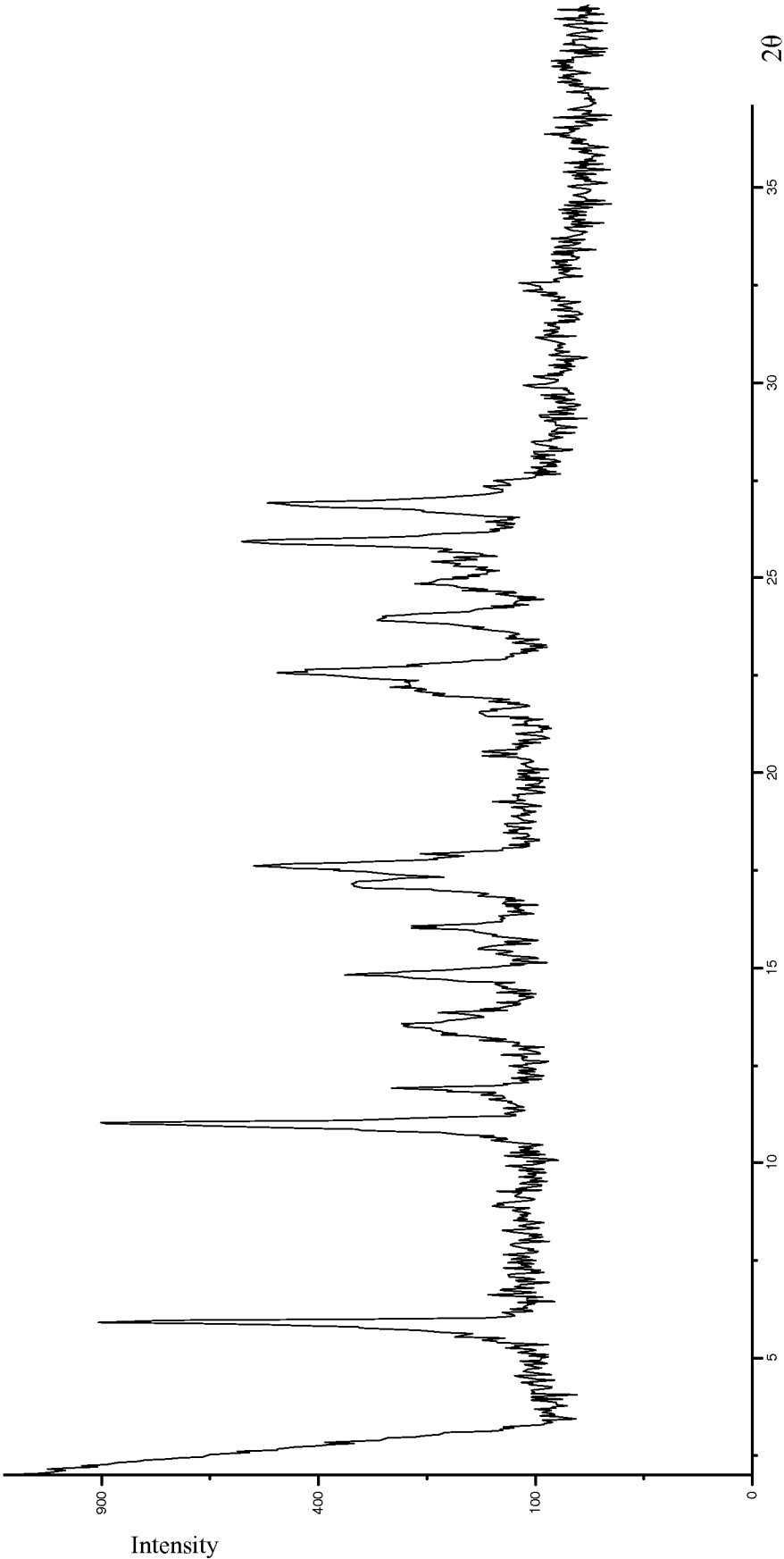


Figure 1

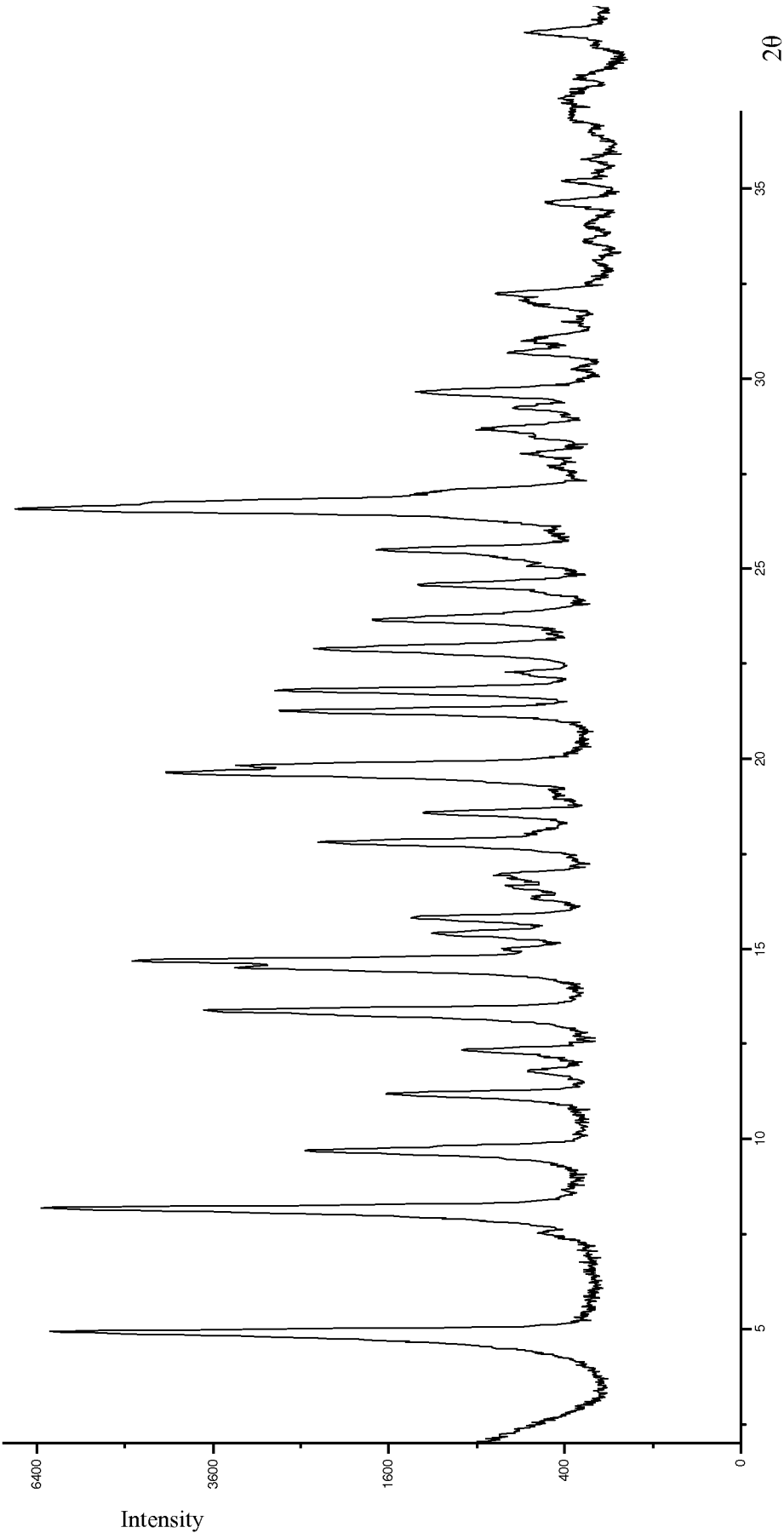


Figure 2

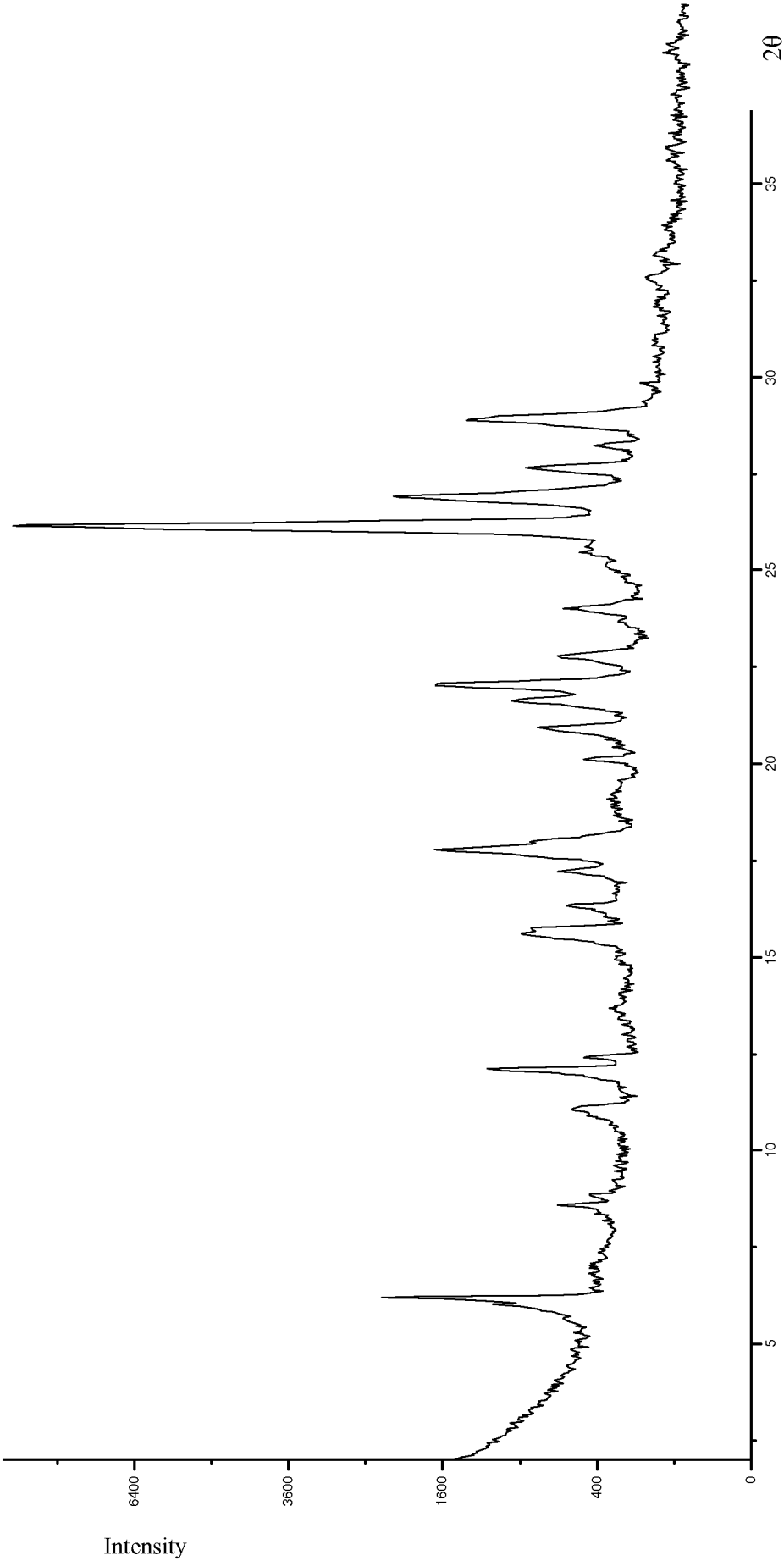


Figure 3

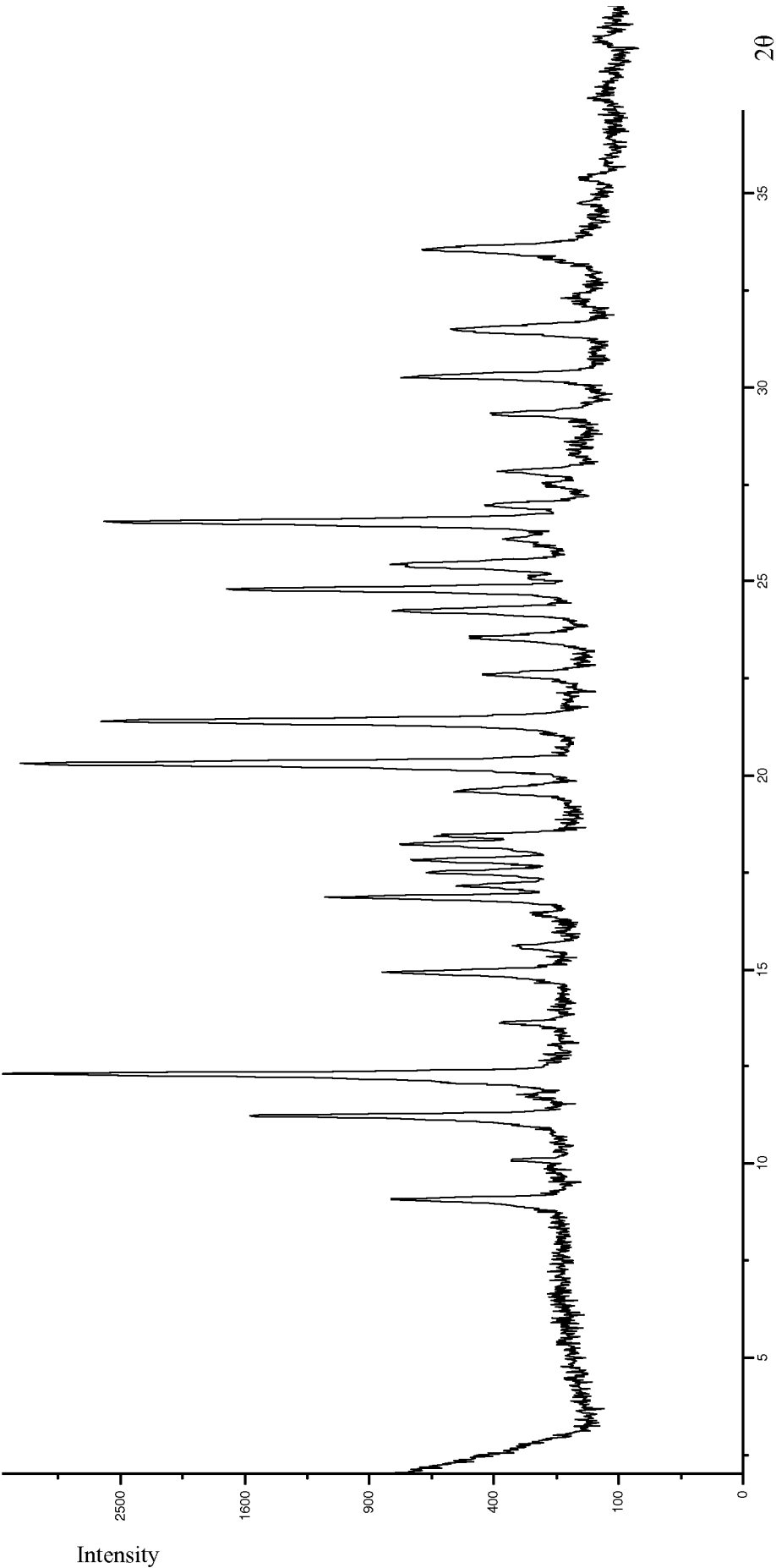


Figure 4

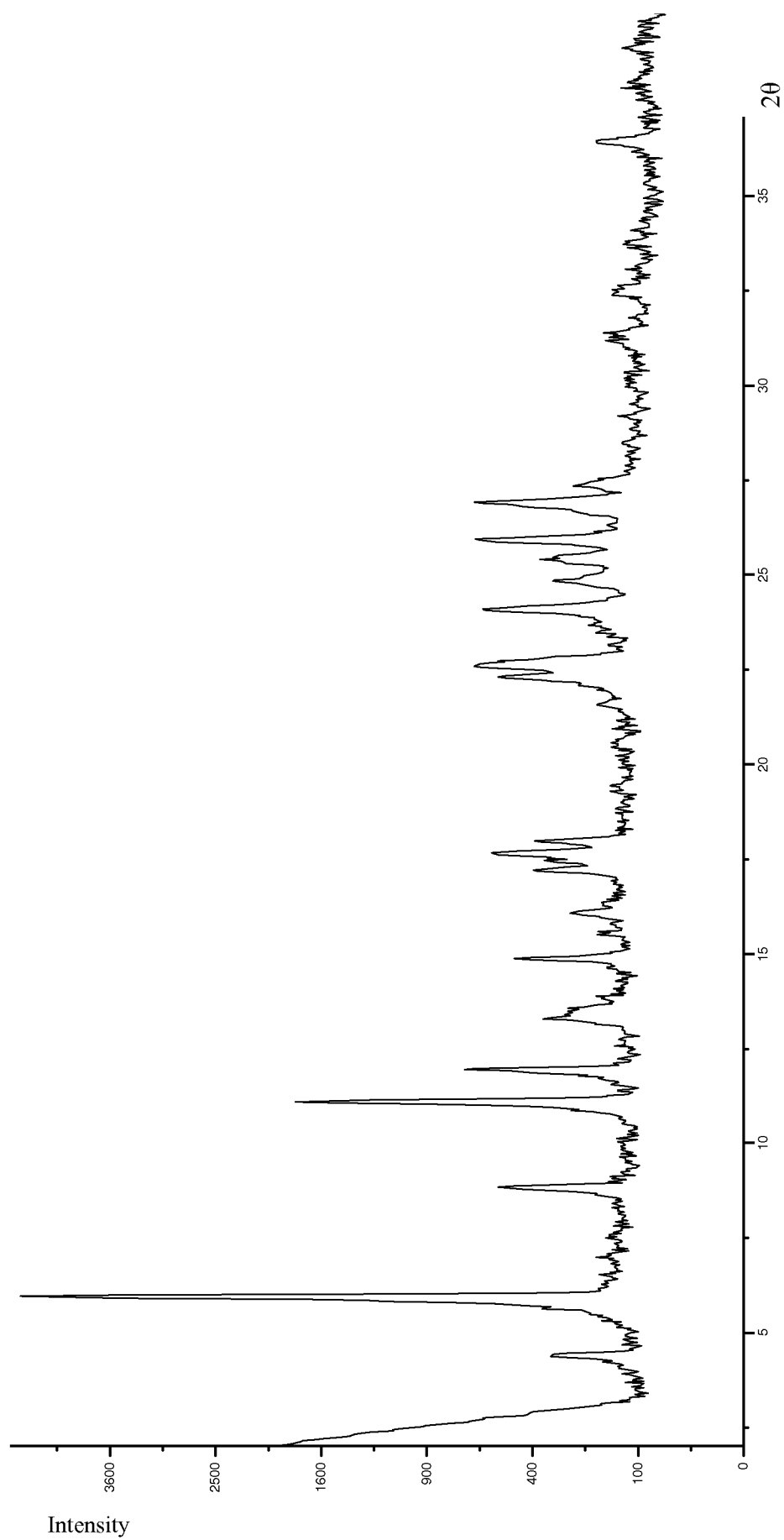


Figure 5

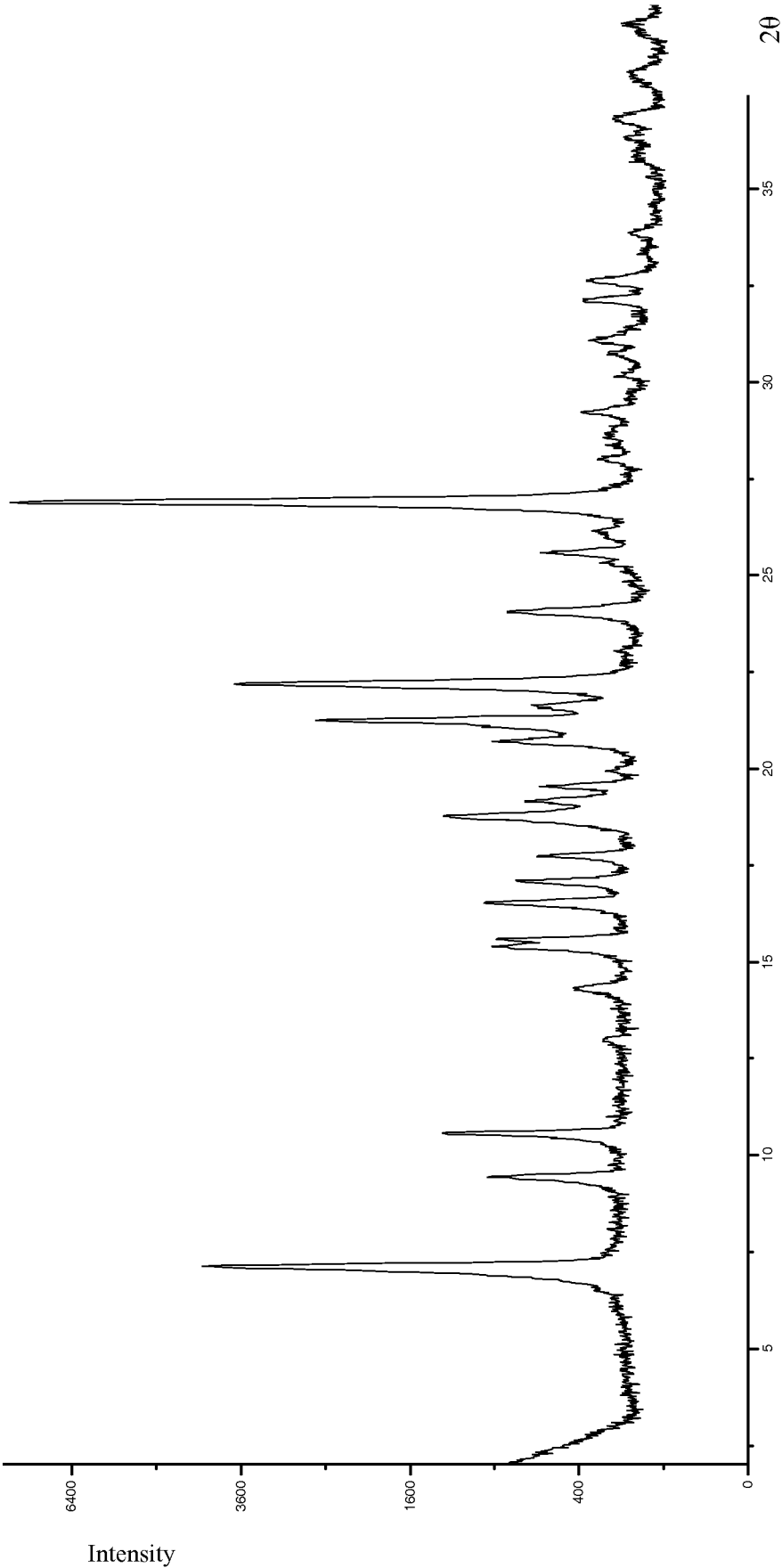


Figure 6

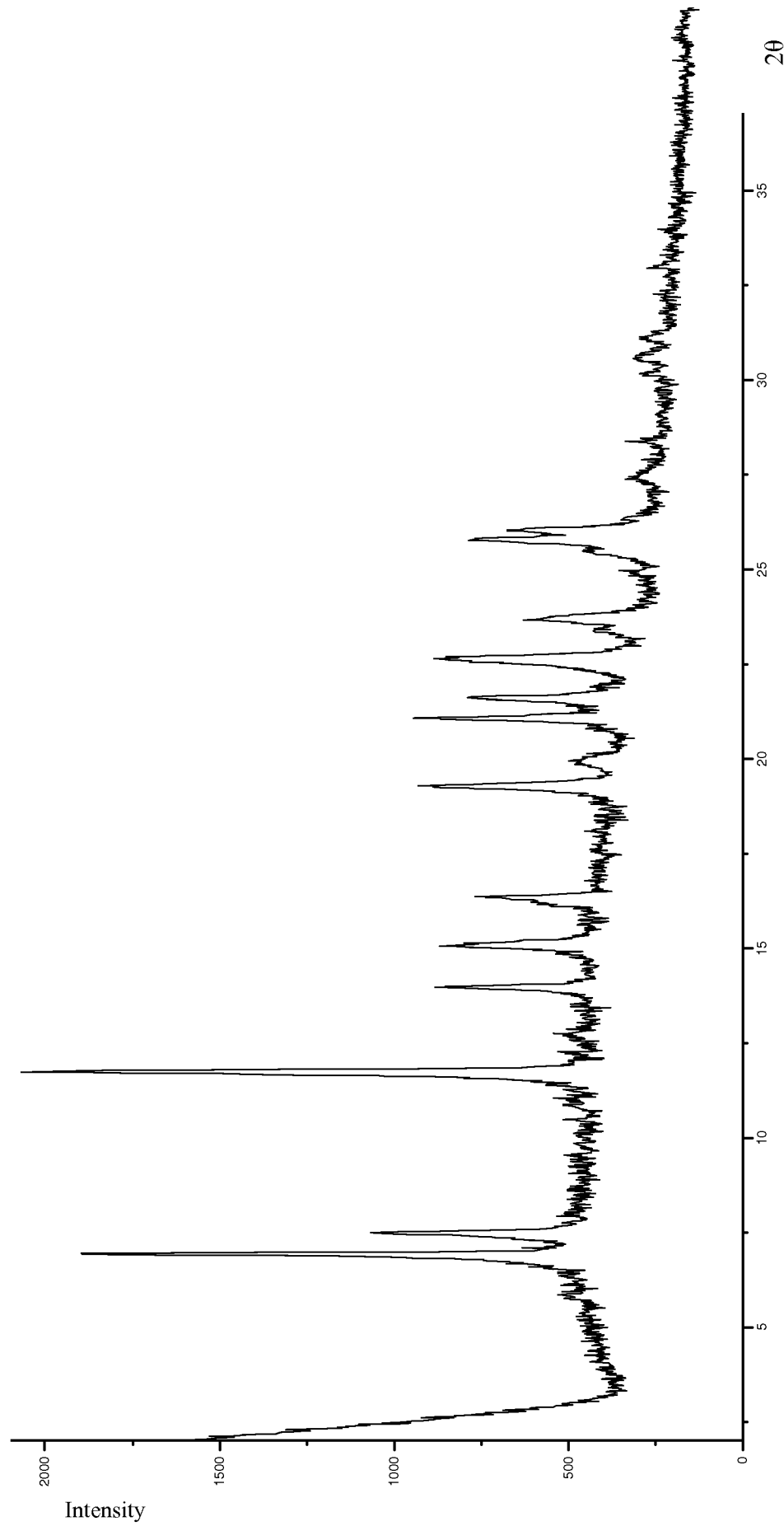


Figure 7

INTERNATIONAL SEARCH REPORT

International application No.

PCT/CN2012/079058

A. CLASSIFICATION OF SUBJECT MATTER

See extra sheet

According to International Patent Classification (IPC) or to both national classification and IPC

B. FIELDS SEARCHED

Minimum documentation searched (classification system followed by classification symbols)

IPC: C07D, A61K, A61P

Documentation searched other than minimum documentation to the extent that such documents are included in the fields searched

Electronic data base consulted during the international search (name of data base and, where practicable, search terms used)

WPI, EPODOC, CNPAT, CNKI, CAPLUS, REGISTRY: ((4-hydroxy-1-methyl-7-phenoxy-isoquinoline-3-carbonyl)-amino)-acetic acid, phenoxy, isoquinoline, crystalline, crystal, solid, ischemia, anemia, wound, transplantation, hypertension, thalassemia, diabetes, cancer, inflammatory, and so on

C. DOCUMENTS CONSIDERED TO BE RELEVANT

Category*	Citation of document, with indication, where appropriate, of the relevant passages	Relevant to claim No.
X	CN101394843 A (FIBROGEN INC.) 25 Mar. 2009 (25.03.2009) title and abstract ; page 76, line 25 - line 26; page 82, line 24 - page 83, line 14	1, 89-103
X	CN101500569 A (FIBROGEN INC.) 05 Aug. 2009 (05.08.2009) title and abstract ; page 67, line 20 - page 68, line 4	1, 89-103
A	claims 1-16	2-88

☐ Further documents are listed in the continuation of Box C.☒ See patent family annex.

* Special categories of cited documents:	“T” later document published after the international filing date or priority date and not in conflict with the application but cited to understand the principle or theory underlying the invention
“A” document defining the general state of the art which is not considered to be of particular relevance	“X” document of particular relevance; the claimed invention cannot be considered novel or cannot be considered to involve an inventive step when the document is taken alone
“E” earlier application or patent but published on or after the international filing date	“Y” document of particular relevance; the claimed invention cannot be considered to involve an inventive step when the document is combined with one or more other such documents, such combination being obvious to a person skilled in the art
“L” document which may throw doubts on priority claim (S) or which is cited to establish the publication date of another citation or other special reason (as specified)	“&” document member of the same patent family
“O” document referring to an oral disclosure, use, exhibition or other means	
“P” document published prior to the international filing date but later than the priority date claimed	

Date of the actual completion of the international search 17 Oct. 2012(17.10.2012)	Date of mailing of the international search report 15 Nov. 2012 (15.11.2012)
Name and mailing address of the ISA/CN The State Intellectual Property Office, the P.R.China 6 Xitucheng Rd., Jimen Bridge, Haidian District, Beijing, China 100088 Facsimile No. 86-10-62019451	Authorized officer LINGUAN Telephone No. (86-10)62411194

INTERNATIONAL SEARCH REPORT

International application No.

PCT/CN2012/079058

Box No. II Observations where certain claims were found unsearchable (Continuation of item 2 of first sheet)

This international search report has not been established in respect of certain claims under Article 17(2)(a) for the following reasons:

1. ☒ Claims Nos.: 100-103
because they relate to subject matter not required to be searched by this Authority, namely:
Claims 100-103 relate to methods for treating diseases (R 39.1(iv) PCT), but the search has been carried out and based on the use of the compounds in manufacture of medicaments for treating corresponding diseases.
2. ☐ Claims Nos.:
because they relate to parts of the international application that do not comply with the prescribed requirements to such an extent that no meaningful international search can be carried out, specifically:
3. ☐ Claims Nos.:
because they are dependent claims and are not drafted in accordance with the second and third sentences of Rule 6.4(a).

Box No. III Observations where unity of invention is lacking (Continuation of item 3 of first sheet)

This International Searching Authority found multiple inventions in this international application, as follows:

1. ☐ As all required additional search fees were timely paid by the applicant, this international search report covers all searchable claims.
2. ☐ As all searchable claims could be searched without effort justifying an additional fees, this Authority did not invite payment of additional fee.
3. ☐ As only some of the required additional search fees were timely paid by the applicant, this international search report covers only those claims for which fees were paid, specifically claims Nos.:
4. ☐ No required additional search fees were timely paid by the applicant. Consequently, this international search report is restricted to the invention first mentioned in the claims; it is covered by claims Nos.:

Remark on protest

- ☐ The additional search fees were accompanied by the applicant's protest and, where applicable, the payment of a protest fee.
- ☐ The additional search fees were accompanied by the applicant's protest but the applicable protest fee was not paid within the time limit specified in the invitation.
- ☐ No protest accompanied the payment of additional search fees.

INTERNATIONAL SEARCH REPORT
Information on patent family members

International application No.
PCT/CN2012/079058

Patent Documents referred in the Report	Publication Date	Patent Family	Publication Date
CN101394843A	25.03.2009	JP2008546644A	25.12.2008
		CN101849943A	06.10.2010
		EP1893186A2	05.03.2008
		AU2006254897A1	14.12.2006
		WO2006133391A2	14.12.2006
		US2006276477A1	07.12.2006
		US2010331362A1	30.12.2010
CN101500569 A	05.08.2009	CA2610956A1	14.12.2006
		JP2009540004T	19.11.2009
		US2007293575A1	20.12.2007
		EP2035000A1	18.03.2009
		WO2007146438A1	21.12.2007
		AU2007258213A1	21.12.2007
		US2011015223A1	20.01.2011
		IL195816D0	01.09.2009

INTERNATIONAL SEARCH REPORT

International application No.

PCT/CN2012/079058

CLASSIFICATION OF SUBJECT MATTER:

C07D 217/26 (2006.01) i

A61K 31/472(2006.01) i

A61P 3/10(2006.01) i

A61P 7/06(2006.01) i

A61P 9/12(2006.01) i

A61P 17/02(2006.01) i

A61P 29/00(2006.01) i

A61P 35/00(2006.01) i

A61P 37/06(2006.01) i

A61P 43/00(2006.01) i