

# United States Patent [19]

Bauer

[11] Patent Number: Des. 299,744

[45] Date of Patent: \*\* Feb. 7, 1989

[54] IMMUNOASSAY TEST KIT OR THE LIKE

[75] Inventor: Robert J. Bauer, Chicago, Ill.

[73] Assignee: Abbott Laboratories, North Chicago, Ill.

[\*\*] Term: 14 Years

[21] Appl. No.: 817,325

[22] Filed: Jan. 9, 1986

[52] U.S. Cl. .... D24/17; D24/21

[58] Field of Search .... D24/17, 21; 435/5, 7; 436/65, 178; 422/61, 58, 56-57, 102; D10/46, 81

[56] References Cited

U.S. PATENT DOCUMENTS

D. 136,826 12/1943 Armbruster ..... D10/97  
D. 200,536 3/1965 Holmes ..... D24/17  
D. 245,625 8/1977 Benoit ..... D24/21  
D. 273,807 5/1984 Holen ..... D24/17 X  
D. 292,433 10/1987 Griffin ..... D24/21 X  
3,876,377 4/1975 Cinqualbre ..... 422/58

4,088,448 5/1978 Lilja ..... 422/58 X  
4,092,120 5/1978 Suovaniemi ..... 422/102 X  
4,246,339 1/1981 Cole ..... 435/7  
4,387,990 6/1983 Yazawa ..... 422/102 X  
4,632,901 12/1986 Valkirs ..... 435/5

Primary Examiner—Nelson C. Holtje

Attorney, Agent, or Firm—Janet K. Hochstetler; Thomas D. Brainard; Martin L. Katz

[57] CLAIM

The ornamental design for an immunoassay test kit or the like, as shown and described.

DESCRIPTION

FIG. 1 is an exploded top and left-front perspective view of an immunoassay test kit or the like showing my new design;

FIG. 2 is a bottom plan view thereof with the top filter unit in a fixed position;

FIG. 3 is a top plan view of FIG. 2;

FIG. 4 is a front elevational view of FIG. 3;

FIG. 5 is a rear elevational view of FIG. 3;

FIG. 6 is a right side elevational view of FIG. 3;

FIG. 7 is a left side elevational view of FIG. 3.

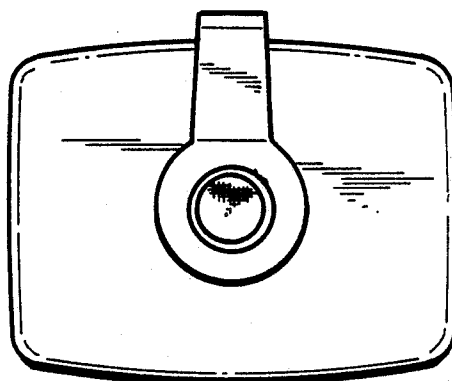




FIG. 4

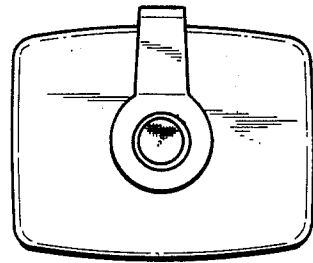


FIG. 3



FIG. 5

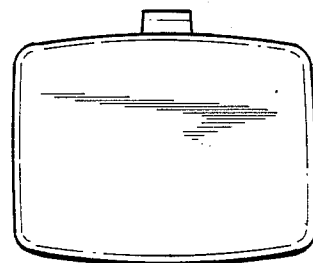


FIG. 2



FIG. 6



FIG. 7

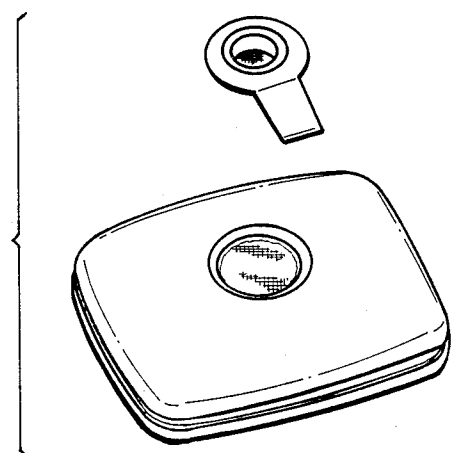


FIG. 1

UNITED STATES PATENT AND TRADEMARK OFFICE  
CERTIFICATE OF CORRECTION

PATENT NO. : Des. 299,744

DATED : February 7, 1989

INVENTOR(S) : Robert J. Bauer

It is certified that error appears in the above-identified patent and that said Letters Patent is hereby corrected as shown below:

Under the figure descriptions, Figures 4, 5, 6 and 7 should read as follows:

--FIG. 4 is a rear elevational view of FIG. 3;

FIG. 5 is a front elevational view of FIG. 3;

FIG. 6 is a left elevational view of FIG. 3; and

FIG. 7 is a right side elevational view of FIG. 3.--

Signed and Sealed this  
Fourth Day of July, 1989

*Attest:*

DONALD J. QUIGG

\_\_\_\_\_  
*Attesting Officer*

\_\_\_\_\_  
*Commissioner of Patents and Trademarks*