



US00RE49344E

(19) **United States**
(12) **Reissued Patent**
Roosen et al.

(10) **Patent Number:** **US RE49,344 E**
(45) **Date of Reissued Patent:** **Dec. 27, 2022**

(54) **LUGGAGE SHELL WITH SURFACE CONFIGURATION**

(71) Applicant: **HS New Travel GmbH**, Berlin (DE)

(72) Inventors: **Jan Roosen**, Berlin (DE); **Max Koriath**, Berlin (DE)

(73) Assignee: **HS New Travel GmbH**, Berlin (DE)

(21) Appl. No.: **29/776,872**

(22) Filed: **Apr. 1, 2021**

Related U.S. Patent Documents

Reissue of:

(64) Patent No.: **Des. 889,836**
Issued: **Jul. 14, 2020**
Appl. No.: **29/664,239**
Filed: **Sep. 24, 2018**

(30) **Foreign Application Priority Data**

Mar. 22, 2018 (EP) 004952505-0006
Mar. 22, 2018 (EP) 004952505-0007

(51) **LOC (13) Cl.** **03-01**
(52) **U.S. Cl.**
USPC **D3/318**

(58) **Field of Classification Search**

USPC D3/273, 274, 276, 279, 281, 282, 283,
D3/289, 291, 292, 318, 319, 321, 322,
D3/902
CPC A45C 5/14; A45C 5/00; A45C 2003/008;
A45C 2005/032

See application file for complete search history.

(56) **References Cited**

U.S. PATENT DOCUMENTS

D679,495 S * 4/2013 Dolce D3/243
D720,928 S * 1/2015 Roncato D3/279
D732,823 S * 6/2015 Baron D3/276
D755,518 S * 5/2016 Sijmons D3/289
D767,270 S * 9/2016 Maier D3/243

D798,046 S * 9/2017 Michele D3/232
D803,554 S * 11/2017 Maier D3/243
D803,555 S * 11/2017 Maier D3/243
D807,638 S * 1/2018 Xu D3/290
D809,296 S * 2/2018 Morszeck D3/279
D816,335 S * 5/2018 Chen D3/273
D817,638 S * 5/2018 Salander D3/279
D818,706 S * 5/2018 Maier D3/232
D821,098 S * 6/2018 Sheikh D3/318
D830,693 S * 10/2018 Maeda D3/289

(Continued)

Primary Examiner — Darlington Ly

(74) *Attorney, Agent, or Firm* — Dickinson Wright PLLC

(57) **CLAIM**

The ornamental design for a luggage shell with surface configuration, as shown and described.

DESCRIPTION

FIG. 1 is a perspective view of the luggage shell with surface configuration in a first environment showing a representative luggage shell in broken lines;

FIG. 2 is a front view thereof;

FIG. 3 is a rear view thereof;

FIG. 4 is a right side view thereof;

FIG. 5 is a left side view thereof;

FIG. 6 is a perspective view of the luggage shell with surface configuration in a second environment showing a representative piece of luggage in broken lines;

FIG. 7 is a front view thereof;

FIG. 8 is a rear view thereof;


FIG. 9 is a right side view thereof; and,

FIG. 10 is a left side view thereof.

The broken lines showing luggage are for the purposes of illustrating environment and forms no part of the claimed design.

1 Claim, 10 Drawing Sheets

Matter enclosed in heavy brackets [] appears in the original patent but forms no part of this reissue; matter printed in italics indicates the additions made by reissue.



(56)

References Cited

U.S. PATENT DOCUMENTS

D836,909	S *	1/2019	Karl	D3/279
10,194,722	B2 *	2/2019	Salander	A45C 5/14
10,292,469	B2 *	5/2019	Sijmons	A45C 5/02
D852,498	S *	7/2019	Sassi	D3/243
D885,761	S *	6/2020	Wu	D3/279
D889,837	S *	7/2020	Roosen	A45C 5/06
					D3/318
D925,911	S *	7/2021	Sun	D3/279
D946,891	S *	3/2022	Huang	D3/279
2017/0318926	A1 *	11/2017	Sijmons	A45C 5/03

* cited by examiner




Fig. 1

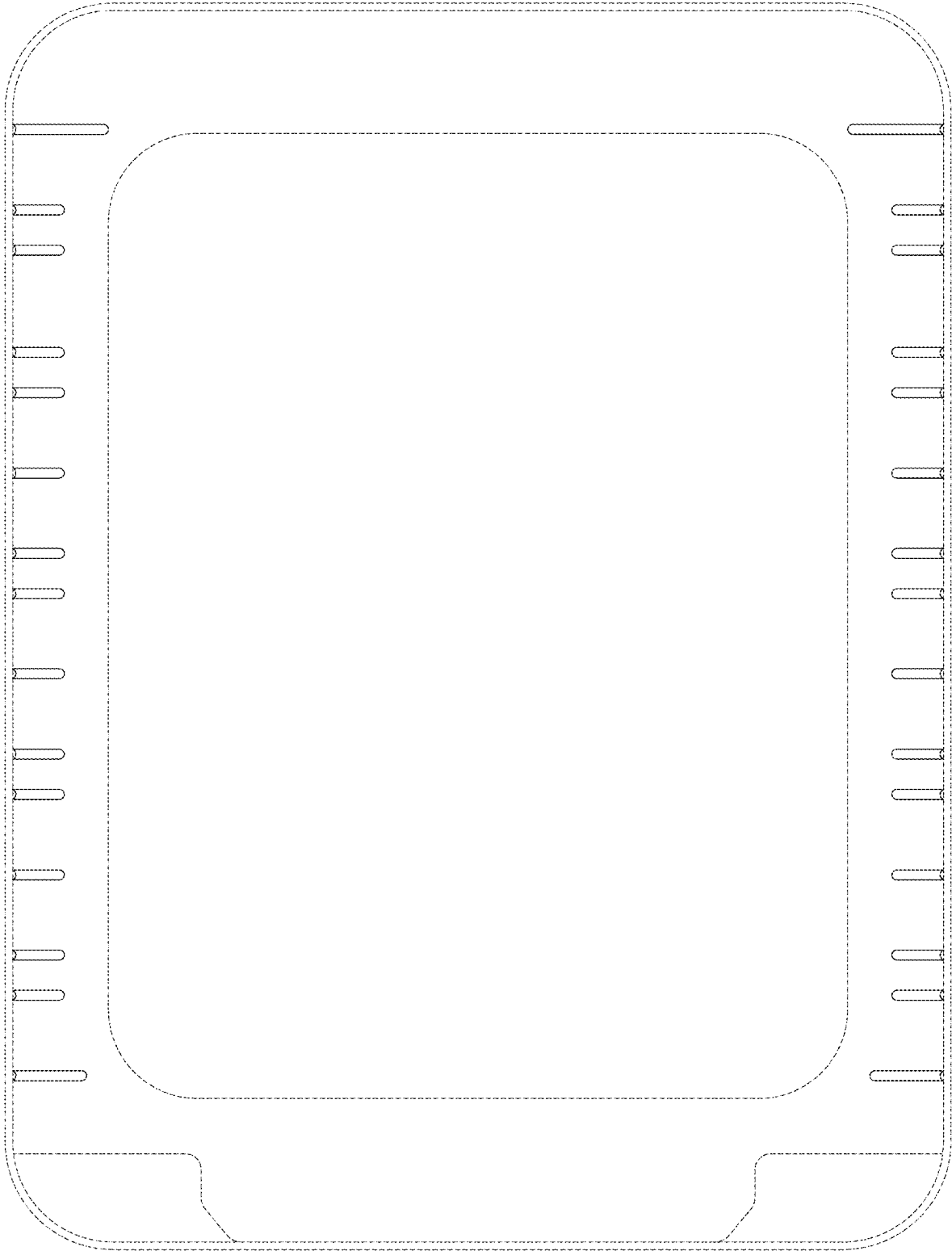


Fig. 2
(Amended)




Fig. 3

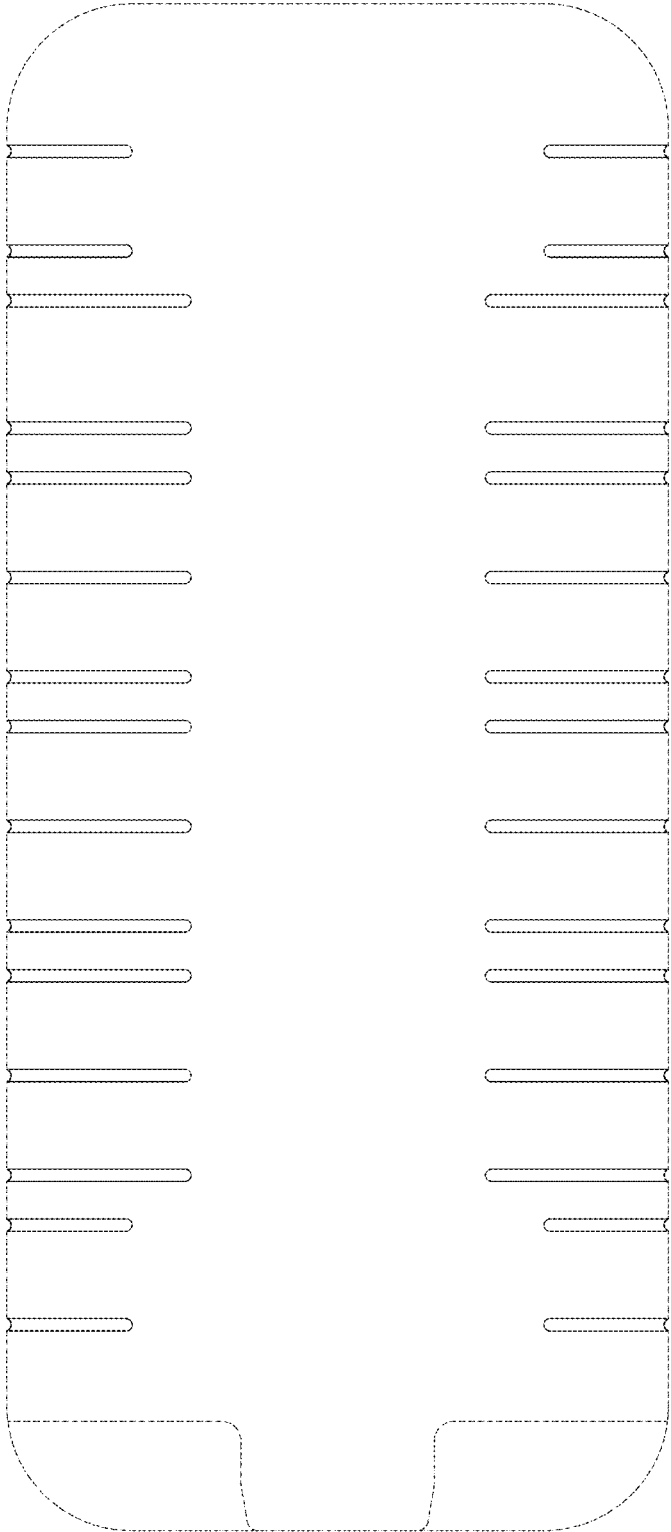


Fig. 4
(Amended)

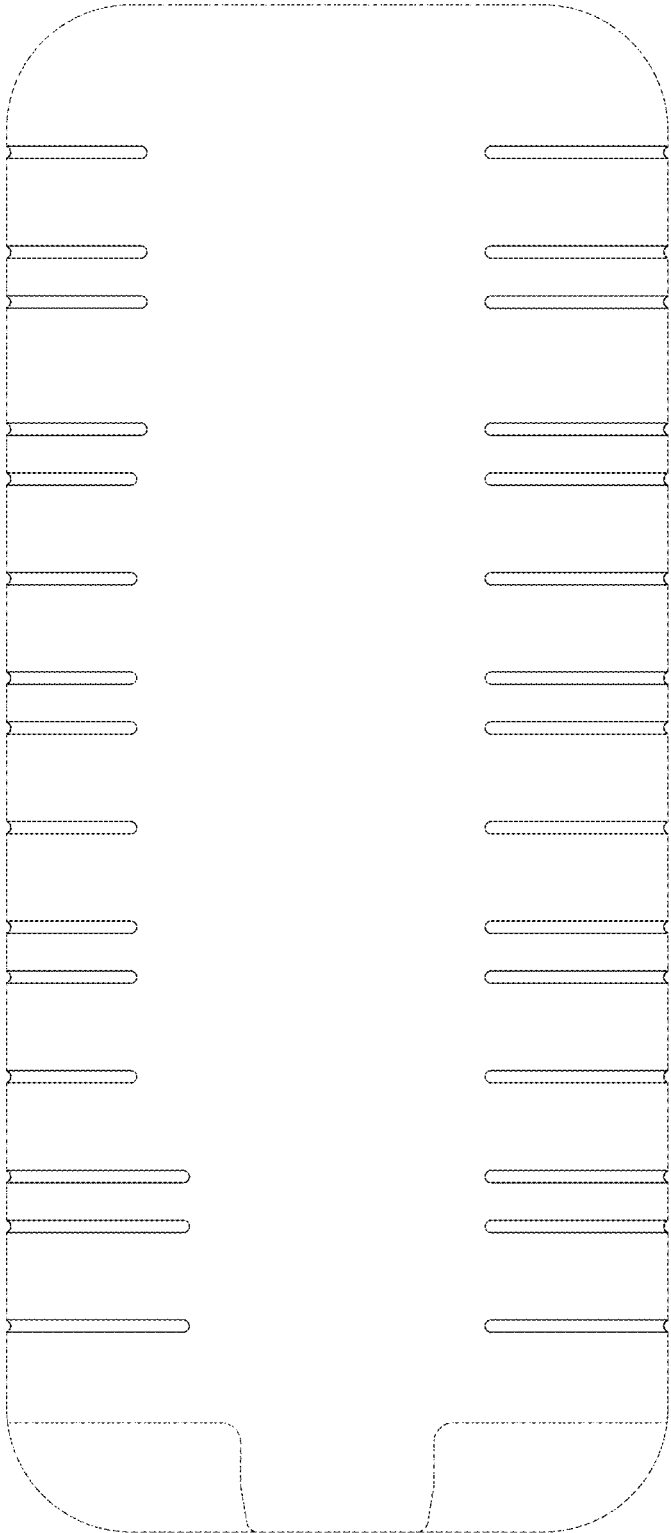


Fig. 5



Fig. 6
(Amended)

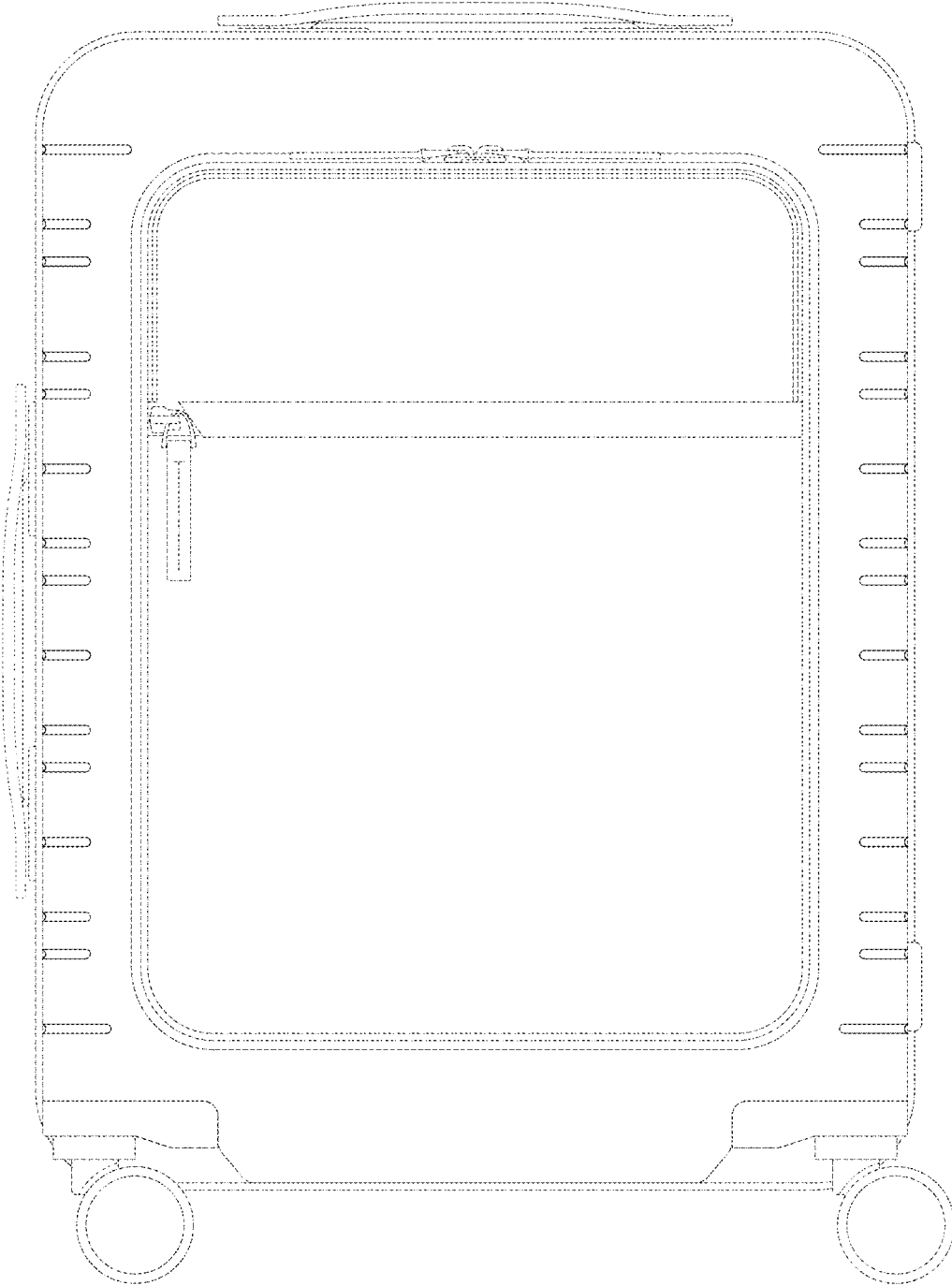


Fig. 7
(Amended)




Fig. 8
(Amended)

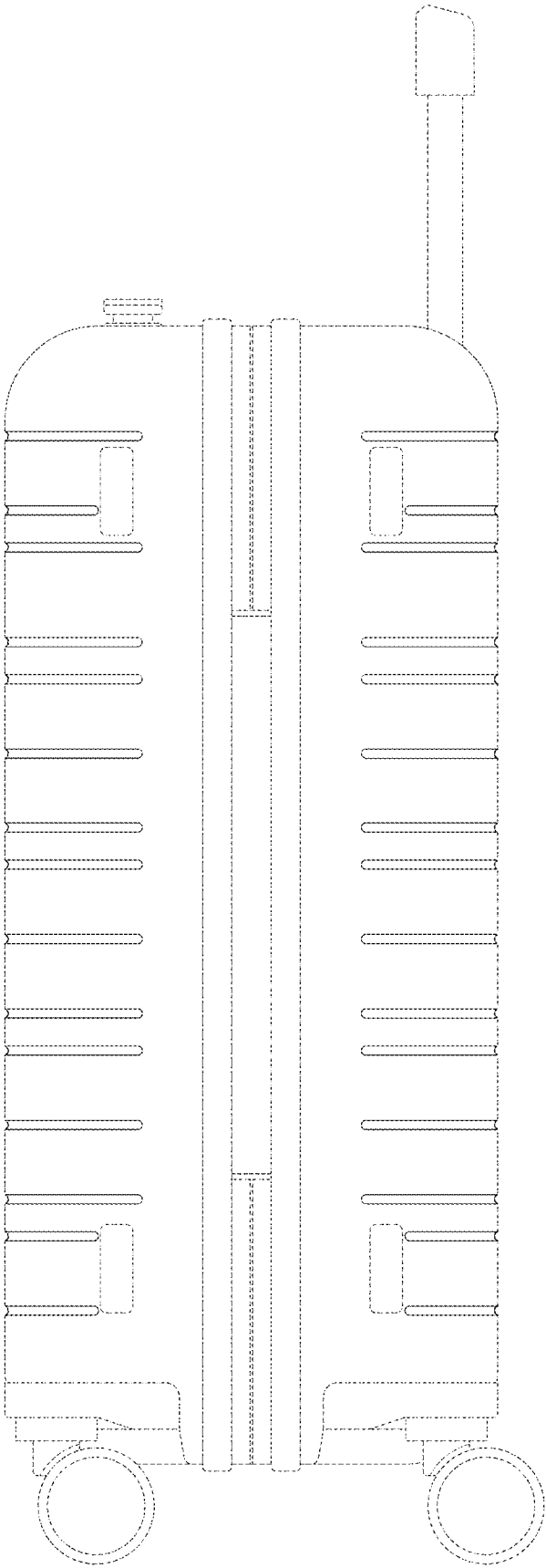


Fig. 9

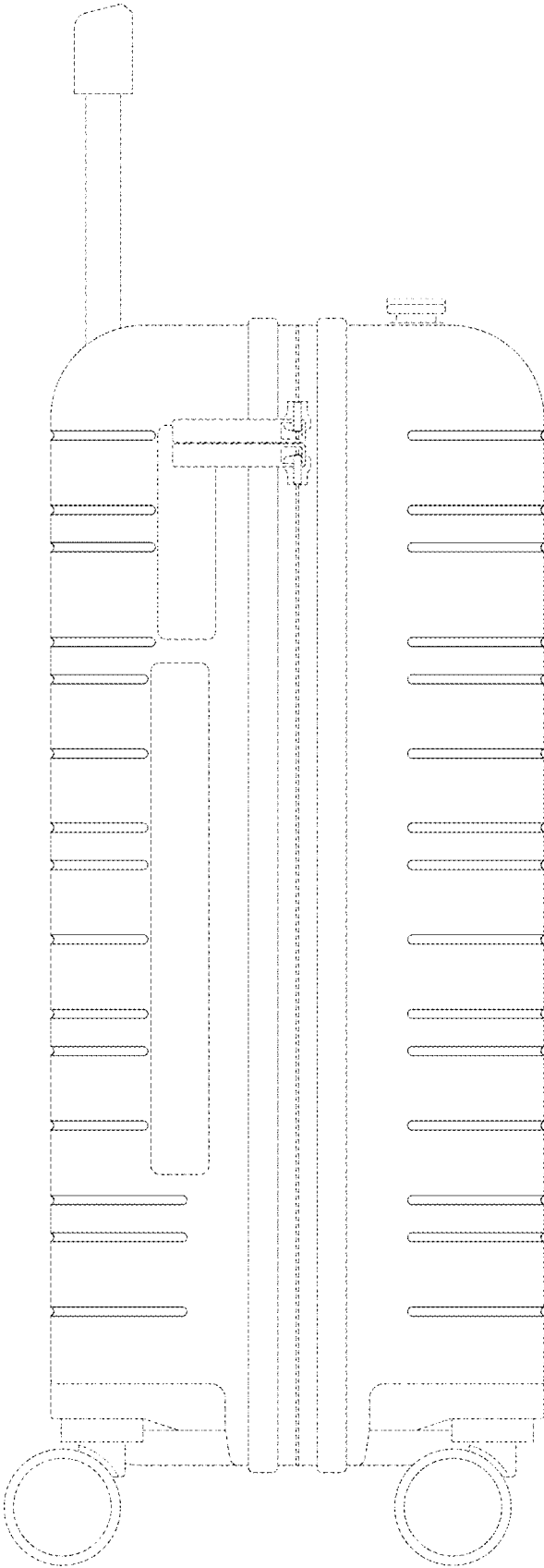


Fig. 10