



US00D416533S

**United States Patent** [19]  
**Sulahian**

[11] **Patent Number: Des. 416,533**

[45] **Date of Patent: \*\* Nov. 16, 1999**

[54] **WHEEL**

[76] Inventor: **Diko Sulahian**, 10202 S. Norwalk Blvd., Santa Fe Springs, Calif. 90670

[\*\*] Term: **14 Years**

[21] Appl. No.: **29/095,698**

[22] Filed: **Oct. 28, 1998**

[51] **LOC (6) Cl.** ..... **12-16**

[52] **U.S. Cl.** ..... **D12/211**

[58] **Field of Search** ..... D12/204-213;  
301/64.1, 65, 37.1

D. 298,527	11/1988	Lorinser .	
D. 325,189	4/1992	Kapitza .	
D. 333,648	3/1993	Schwenk .	
D. 342,714	12/1993	Nikawa .....	D12/211
D. 353,571	12/1994	Braungart et al. .	
D. 360,179	7/1995	Fuller .	
D. 360,866	8/1995	Echazabal et al. .	
D. 363,912	11/1995	Chung .	
D. 384,629	10/1997	Nagashima .	
D. 385,837	11/1997	Muller .	
D. 387,724	12/1997	Chung .	
D. 388,045	12/1997	Sakagami et al. .	
D. 391,216	2/1998	Bollmann et al. ....	D12/209
D. 399,474	10/1998	Stacy .	
D. 402,252	12/1998	Kulla .....	D12/211
D. 409,553	5/1999	Neeper .....	D12/211
1,175,315	3/1916	Smith .	
1,200,276	10/1916	Turner et al. .	
1,552,350	9/1925	Sankey .	
2,242,986	5/1941	Zipper .	

[56] **References Cited**

**U.S. PATENT DOCUMENTS**

D. 94,389	1/1935	Marienthal .	
D. 96,315	7/1935	Hunt .	
D. 104,226	4/1937	Sinclair .	
D. 205,449	8/1966	Reid .	
D. 213,315	2/1969	Reid .....	D12/209
D. 219,441	12/1970	Mitchell .	
D. 231,656	5/1974	Ishibashi .	
D. 235,058	5/1975	Davis .	
D. 235,432	6/1975	Chatham et al. .	
D. 236,610	9/1975	Clement et al. .	
D. 241,830	10/1976	Patch .....	D12/209
D. 245,415	8/1977	Harty, Jr. .	
D. 248,551	7/1978	Sekido et al. .	
D. 248,749	8/1978	Siroonian .	
D. 250,259	11/1978	Patch .	
D. 250,705	1/1979	Doi et al. .	
D. 270,438	9/1983	Lombard .	
D. 273,781	5/1984	Chapman .	

*Primary Examiner*—Jeffrey Asch  
*Assistant Examiner*—Stacia Sinuik  
*Attorney, Agent, or Firm*—Lyon & Lyon LLP

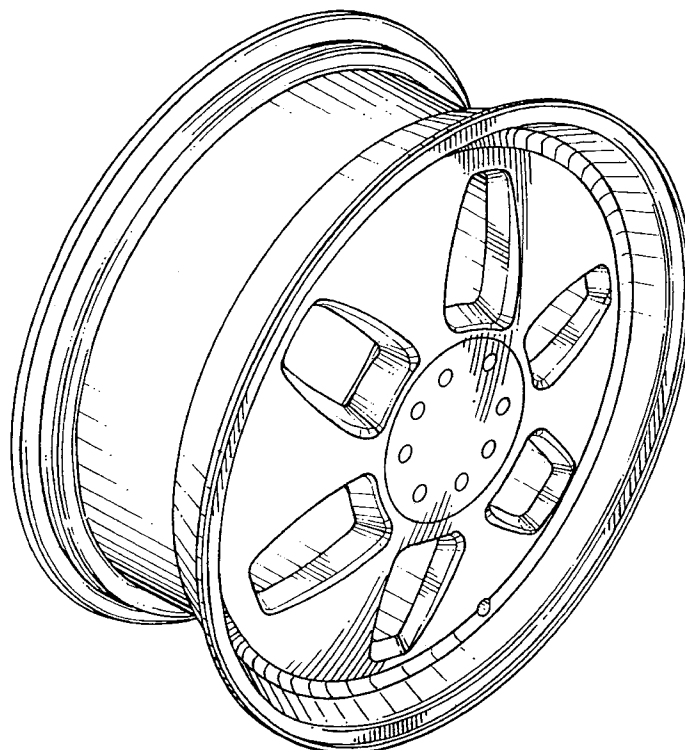
[57] **CLAIM**

The ornamental design for a wheel, as shown and described.

**DESCRIPTION**

FIG. 1 is a front and side perspective view of a wheel showing my new design; and, FIG. 2 is a front elevation view thereof. The surfaces or portions of the wheel not shown in the drawing or described in the specification form no part of the claimed design.

**1 Claim, 2 Drawing Sheets**



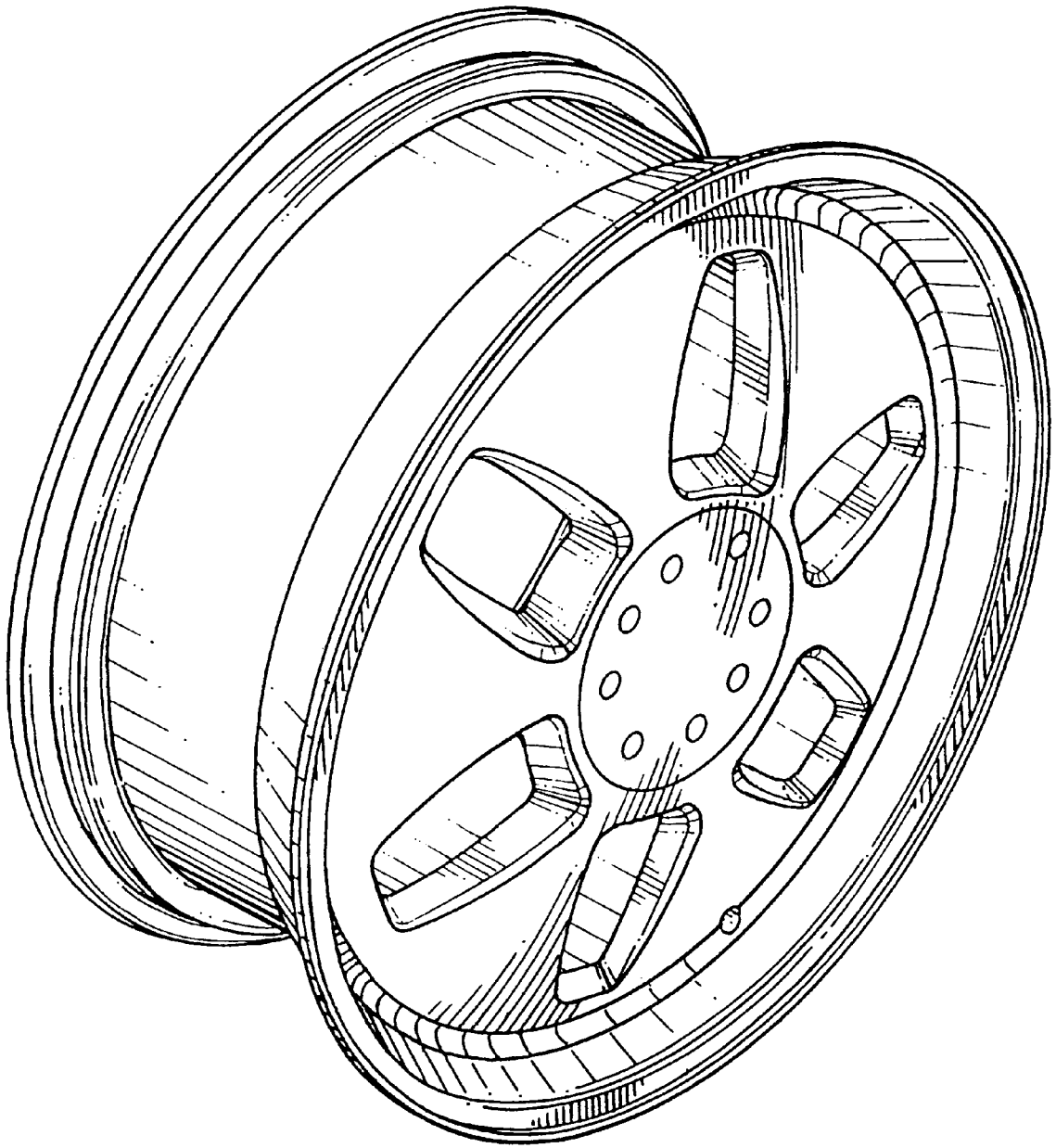


Fig. 1

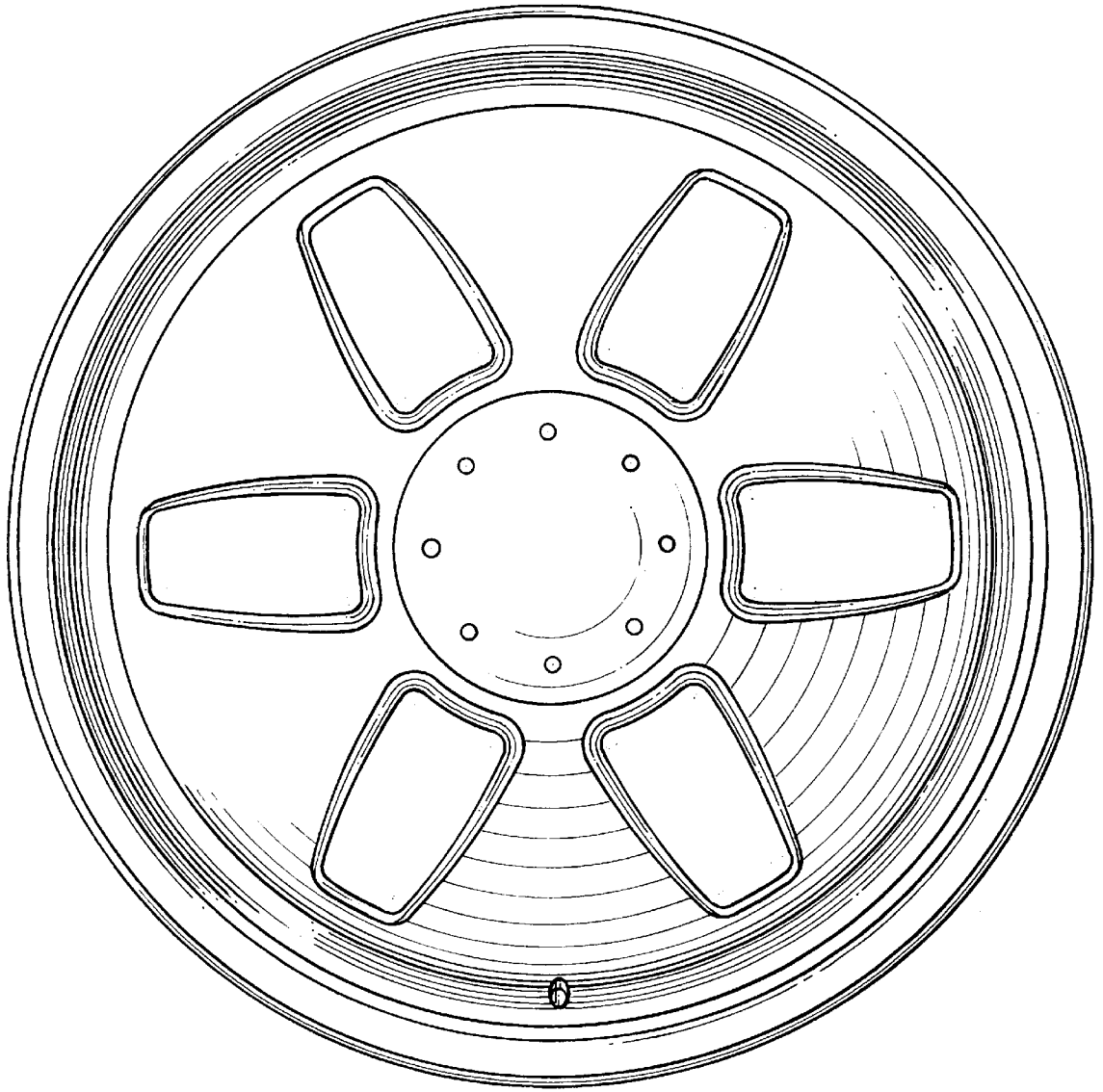


Fig. 2