



US00D747230S

(12) **United States Design Patent**
Shelley et al.

(10) **Patent No.:** **US D747,230 S**
(45) **Date of Patent:** **** Jan. 12, 2016**

- (54) **MULTIMEDIA TRACKER**
- (71) Applicant: **JIGABOT, LLC**, Highland, UT (US)
- (72) Inventors: **Kevin J. Shelley**, Salt lake City, UT (US); **Kyle K. Johnson**, Eagle Mountain, UT (US); **William F. Ryczek**, La Verne, CA (US)
- (73) Assignee: **JIGABOT, LLC**, Highland, UT (US)
- (**) Term: **14 Years**
- (21) Appl. No.: **29/503,885**
- (22) Filed: **Sep. 30, 2014**
- (51) **LOC (10) Cl.** **10-05**
- (52) **U.S. Cl.**
USPC **D10/104.1**
- (58) **Field of Classification Search**
USPC D10/104.1, 104.2, 32, 70; D13/168
CPC G08B 25/00
See application file for complete search history.

(56) **References Cited**

U.S. PATENT DOCUMENTS

5,179,421	A	1/1993	Parker et al.	
5,268,734	A	12/1993	Parker et al.	
5,331,359	A	7/1994	Leclercq	
5,517,300	A	5/1996	Parker et al.	
5,790,124	A	8/1998	Fischer et al.	
6,608,688	B1	8/2003	Faul et al.	
6,769,771	B2	8/2004	Trumbull	
6,801,637	B2	10/2004	Voronka et al.	
7,071,898	B2	7/2006	Hobgood et al.	
7,312,872	B2	12/2007	Ohta	
7,468,778	B2	12/2008	Thomas et al.	
D627,744	S *	11/2010	Yano	D13/168
D630,168	S *	1/2011	Yano	D13/168
8,031,227	B2	10/2011	Neal et al.	
D708,796	S *	7/2014	Sproviero	D10/104.1
D723,477	S *	3/2015	Bruggemann	D13/168
D732,484	S *	6/2015	Bruggemann	D13/168

2006/0262961 A1 11/2006 Holsing et al.
2011/0214619 A1* 9/2011 Risch A01K 15/02
119/719

2011/0228098 A1 9/2011 Lamb et al.

(Continued)

OTHER PUBLICATIONS

U.S. Appl. No. 13/744,230, filed Jan. 26, 2015, Notice of Allowance.
(Continued)

Primary Examiner — George D Kirschbaum

(74) *Attorney, Agent, or Firm* — Workman Nydegger

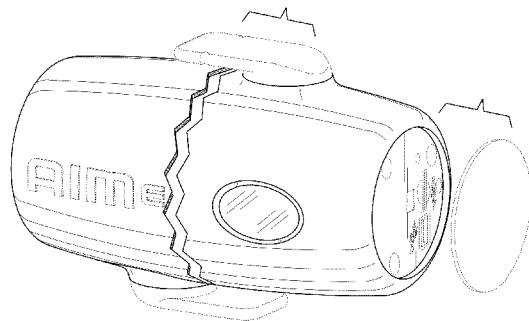
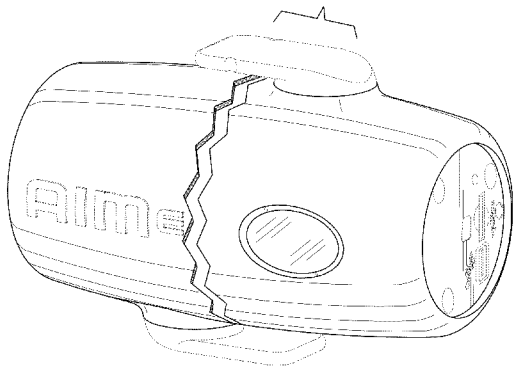
(57) **CLAIM**

The ornamental design for multimedia tracker, as shown and described.

DESCRIPTION

FIG. 1 is a front perspective view of a multimedia tracker device;
 FIG. 2 is a front elevational view thereof;
 FIG. 3 is a rear elevational view thereof;
 FIG. 4 is a right side elevational view of thereof;
 FIG. 5 is a left side elevational view thereof;
 FIG. 6 is a top plan view thereof;
 FIG. 7 is a bottom plan view thereof;
 FIG. 8 is a front perspective view of another embodiment of a multimedia tracker device including a cap;
 FIG. 9 is a front elevational view thereof;
 FIG. 10 is a rear elevational view thereof;
 FIG. 11 is a right side elevational view of thereof;
 FIG. 12 is a left side elevational view thereof;
 FIG. 13 is a top plan view thereof;
 FIG. 14 is a bottom plan view thereof; and,
 FIG. 15 is a front perspective view thereof with the cap removed and a user interface portion exposed.
 Objects shown in broken lines are shown for environmental purposes only and form no part of the claimed design. Where applicable, the use of separation and bracket indicate that, for ease of illustration, the precise width or height of the designs not claimed.

1 Claim, 9 Drawing Sheets



(56)

References Cited

U.S. PATENT DOCUMENTS

2012/0192995 A1* 8/2012 Chen B43L 23/08
144/28.8
2013/0182225 A1 7/2013 Stout
2014/0098241 A1 4/2014 Stout et al.
2015/0057111 A1* 2/2015 Tremblay-Munger A63B 69/0026
473/446

OTHER PUBLICATIONS

U.S. Appl. No. 14/508,813, filed Oct. 7, 2014, Stout et al.
U.S. Appl. No. 14/502,156, filed Sep. 30, 2014, Stout et al.
U.S. Appl. No. 14/504,634, filed Oct. 2, 2014, Stout et al.

U.S. Appl. No. 14/507,494, filed Oct. 6, 2014, Stout et al.
Mase et al.; Interaction Corpus and Experience Sharing; ATR Media
Information Science Laboratories; Nagoya University; Kyoto Uni-
versity; Jan. 2003.
Papanikolopoulos, et al.; Visual Tracking of a Moving Target by a
Camera Mounted on a Robot: A Combination of Control and Vision;
IEEE Transactions on Robotics and Automation; vol. 9, No. 1; Feb.
1993.
Svoboda et al.; "A Convenient Multi-Camera Self-Calibration for
Virtual Environments," Center for Machine Perception; Department
of Cybernetics; Czech Technical University in Prague; Aug. 14,
2005.
International Search Report and Written Opinion in corresponding
Application No. PCT/US14/11094 dated Jun. 6, 2014.

* cited by examiner

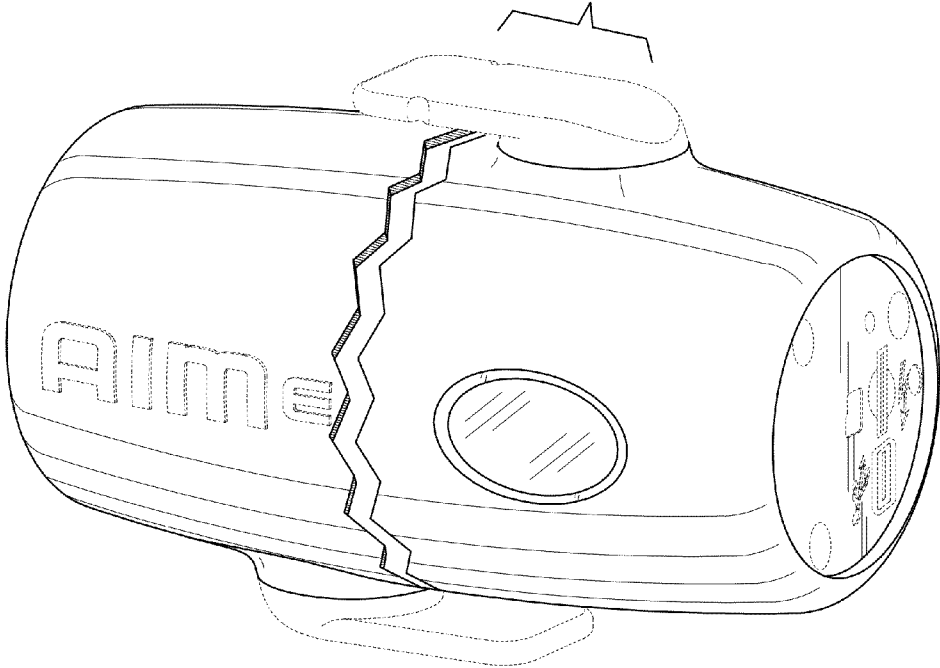


FIG. 1

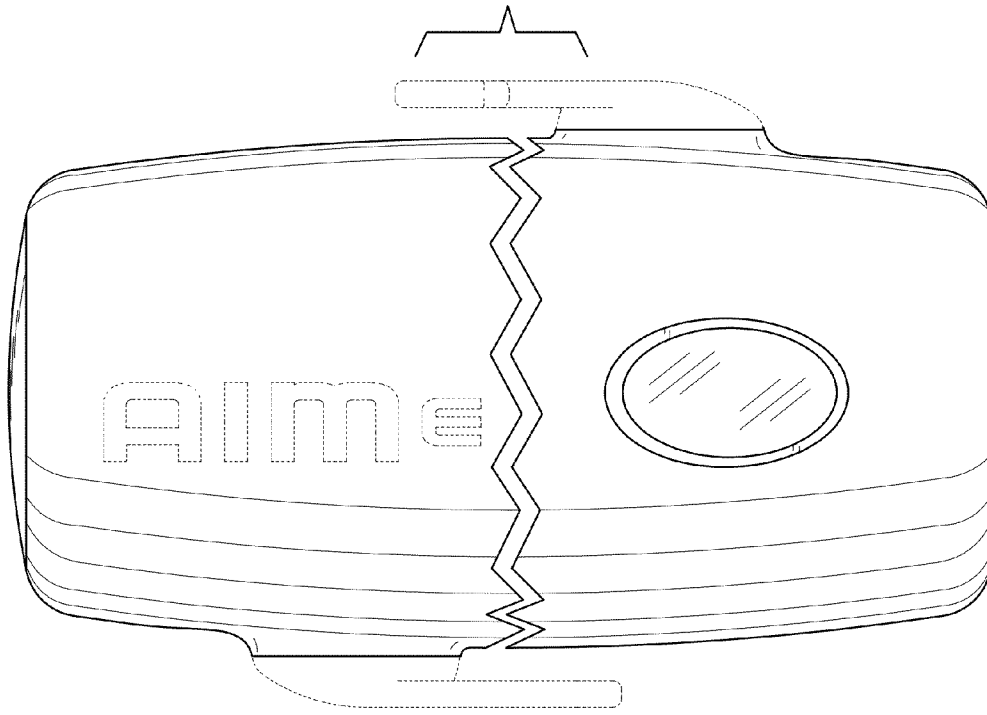


FIG. 2

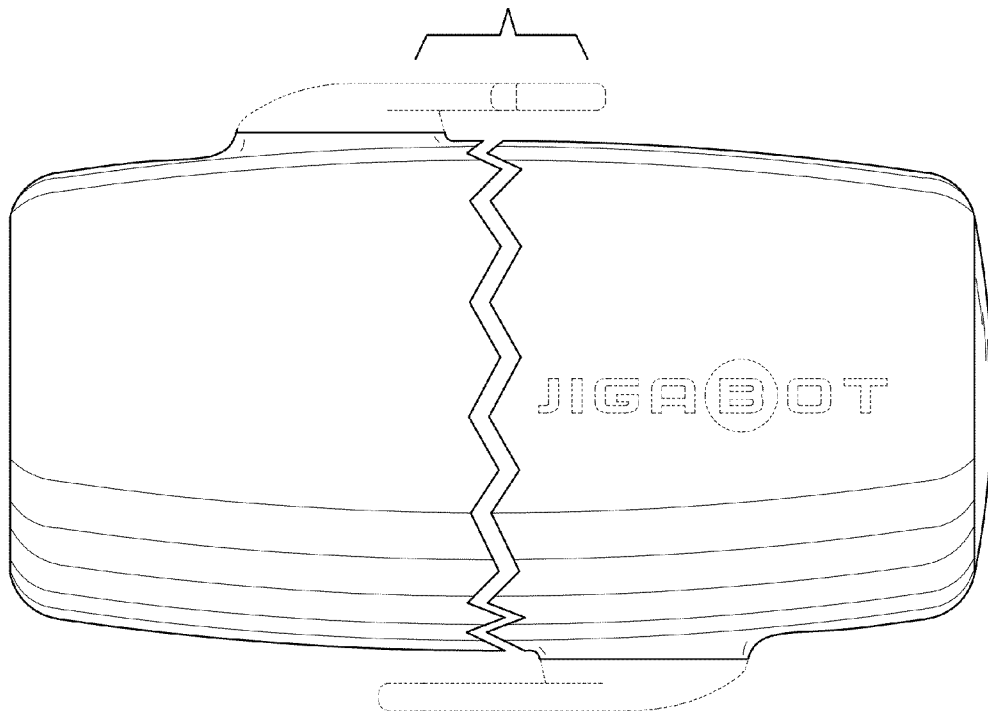


FIG. 3

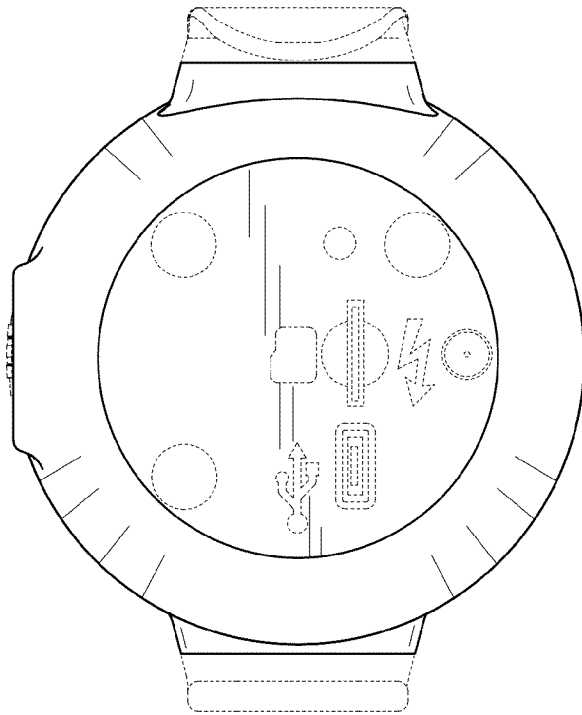


FIG. 4

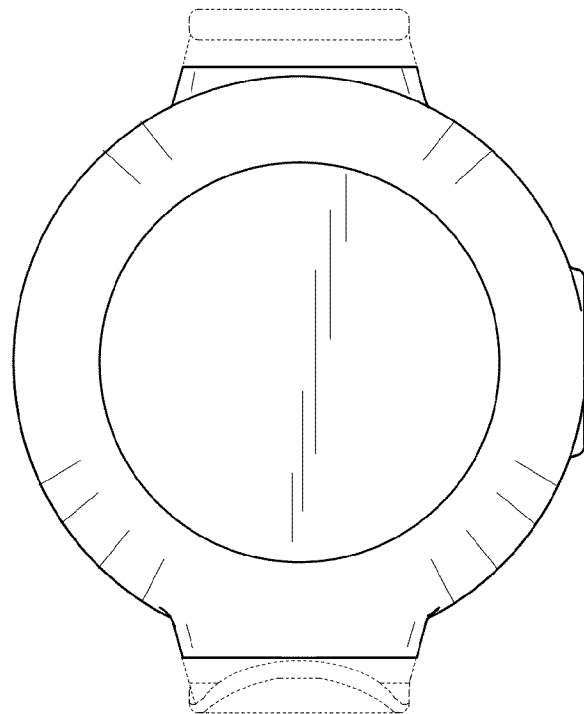


FIG. 5

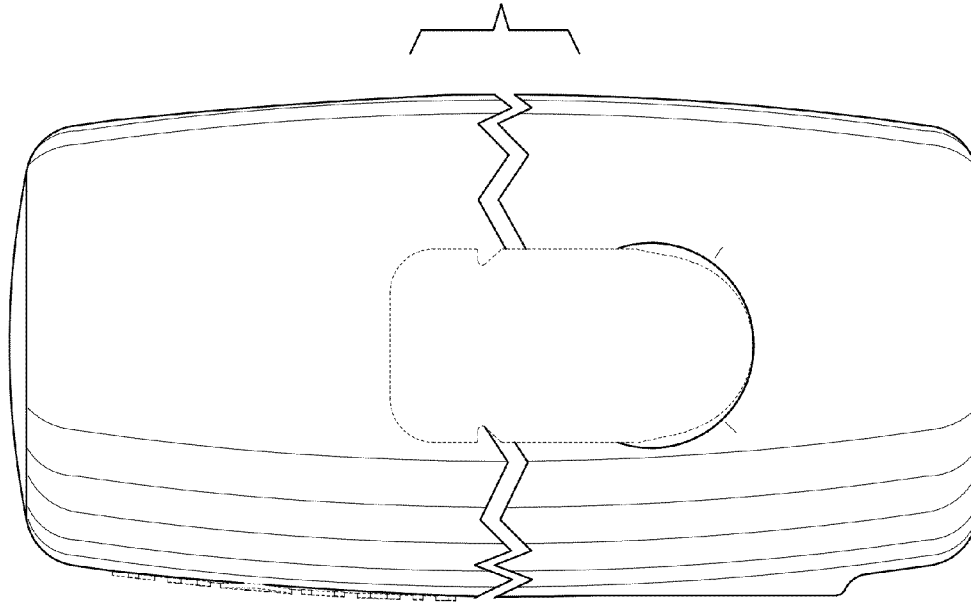


FIG. 6

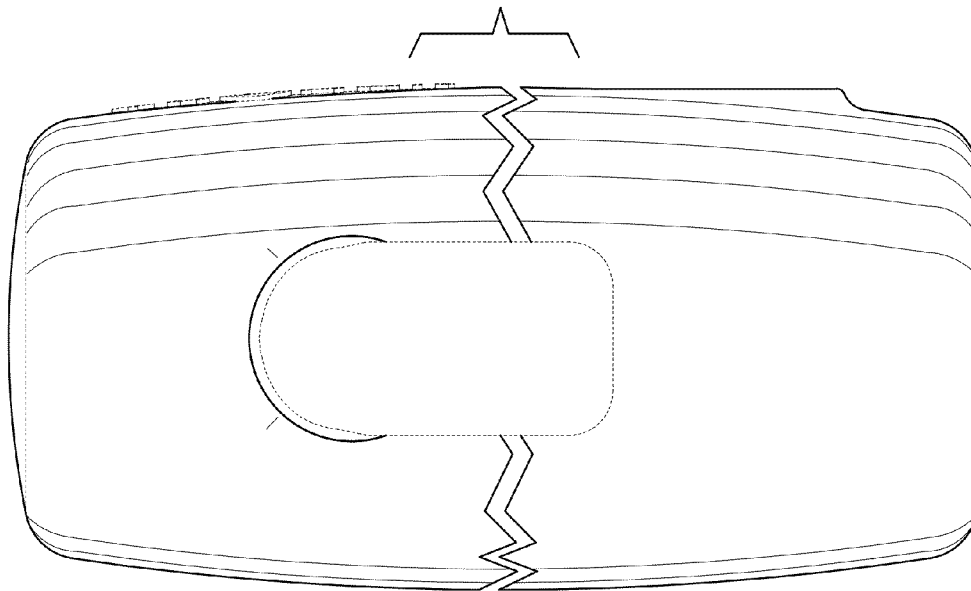


FIG. 7

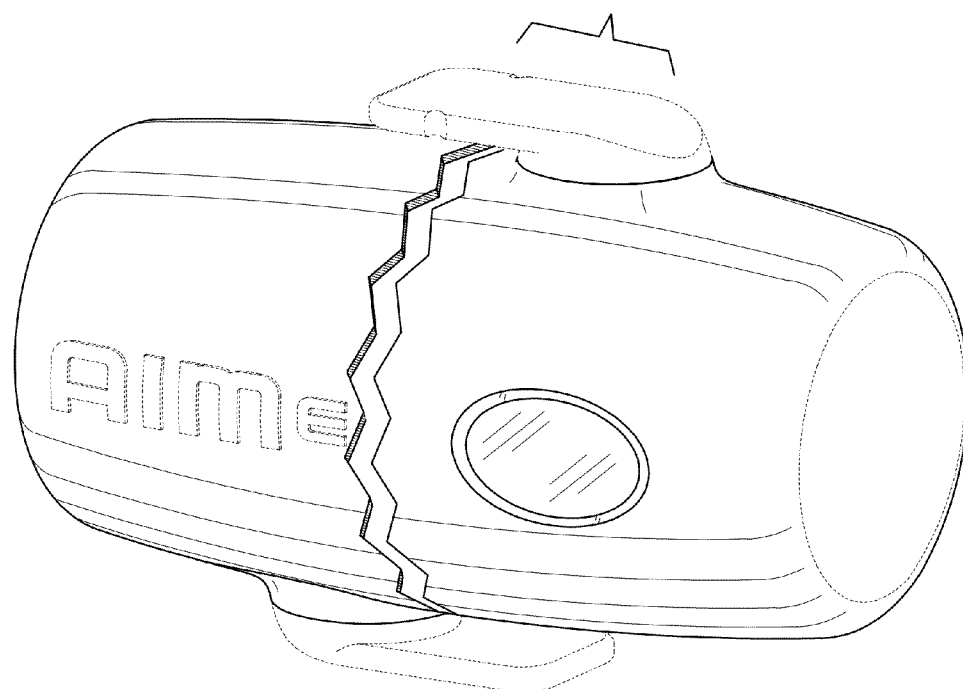


FIG. 8

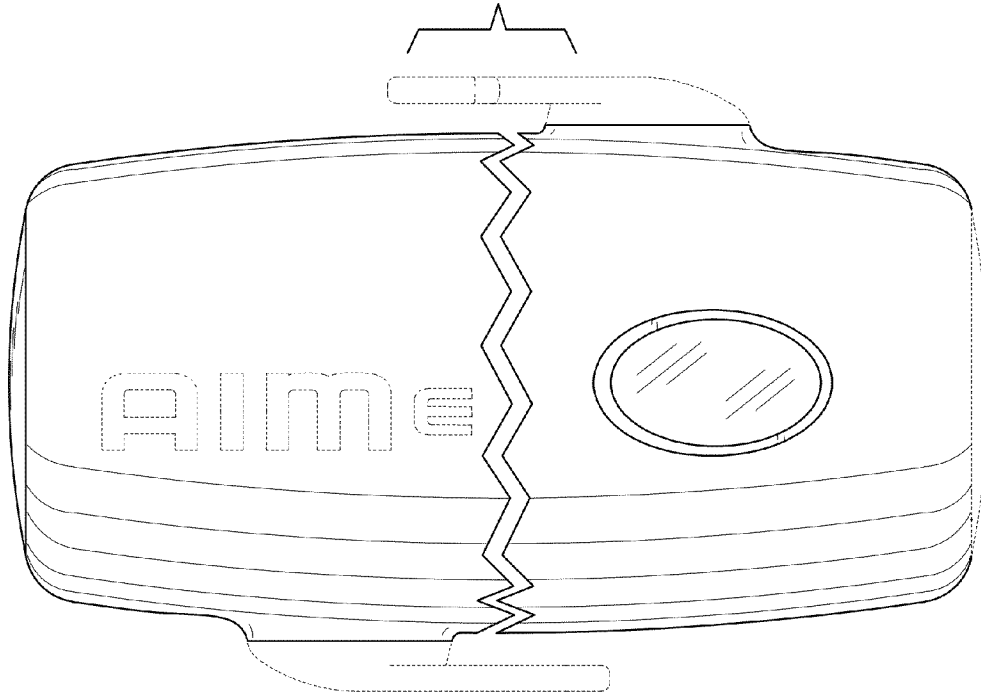


FIG. 9

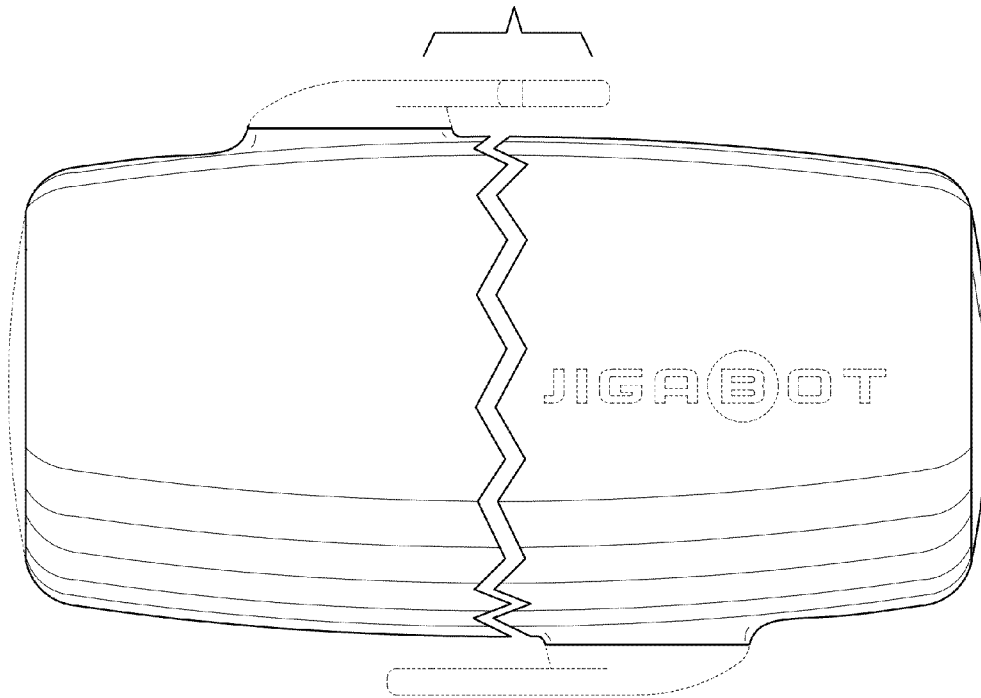


FIG. 10

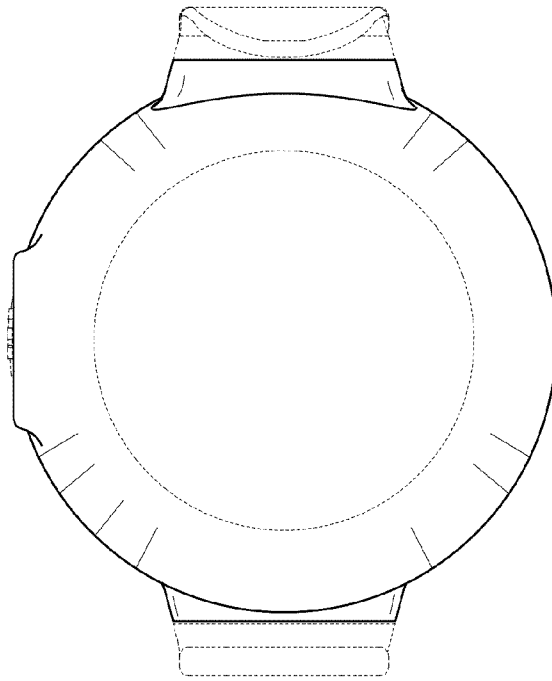


FIG. 11

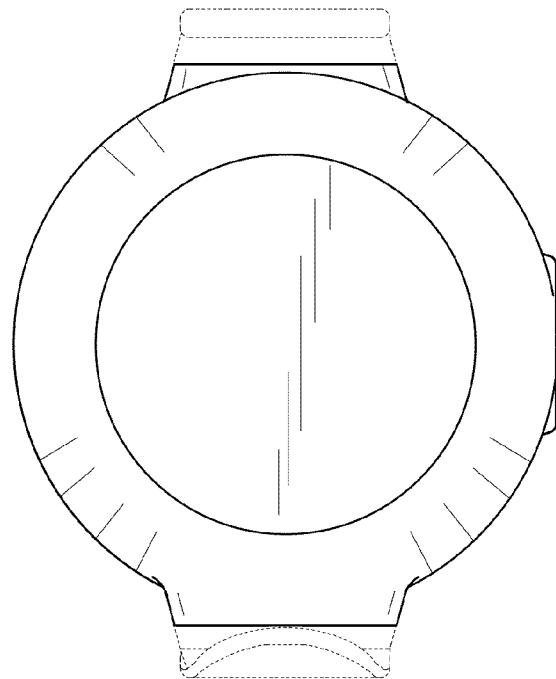


FIG. 12

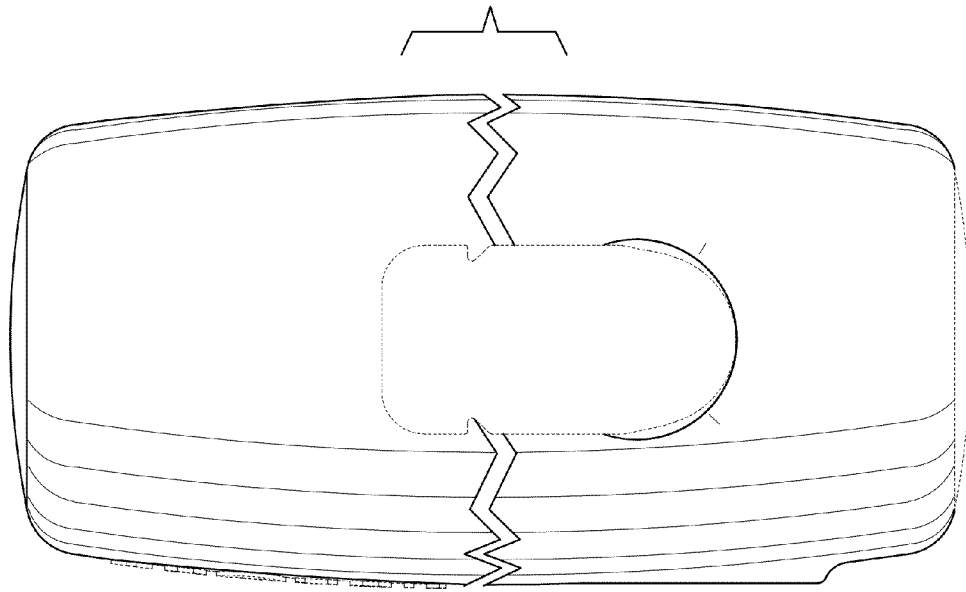


FIG. 13

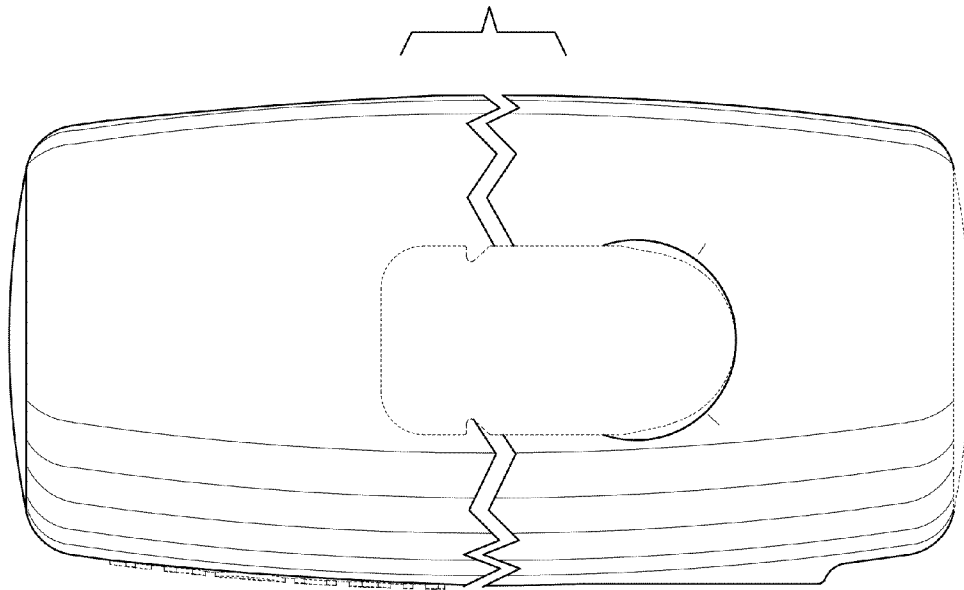


FIG. 14

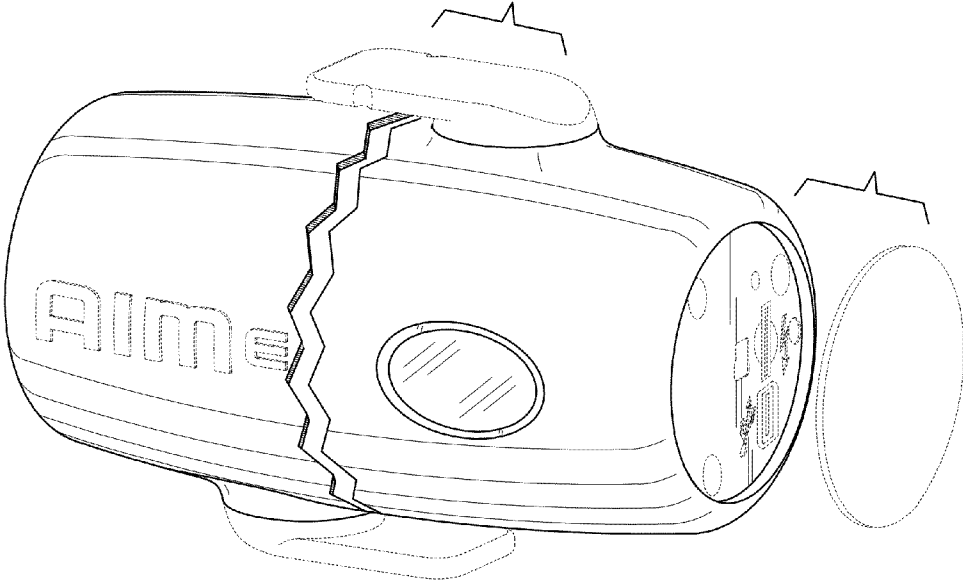


FIG. 15