



US00D449348B1

(12) **United States Design Patent**
Fong

(10) **Patent No.:** **US D449,348 S**

(45) **Date of Patent:** **** Oct. 16, 2001**

(54) **FOLDABLE GAME BOARD WITH FASTENER FOR CHESS**

(75) Inventor: **Bruce Fong, Kowloon Bay (HK)**

(73) Assignee: **Sleep Innovations Inc., West Long Branch, NJ (US)**

(**) Term: **14 Years**

(21) Appl. No.: **29/136,880**

(22) Filed: **Feb. 8, 2001**

(51) **LOC (7) Cl.** **21-01**

(52) **U.S. Cl.** **D21/335; D21/345; D21/349**

(58) **Field of Search** **D21/334, 335, D21/341-345, 348, 349, 386, 388, 389, 392; 273/236, 260, 261, 271, 281, 282.1, 282.2, 285, 288, 290, 291**

(56) **References Cited**

U.S. PATENT DOCUMENTS

D. 226,102	*	1/1973	Klevtsov	D21/335
D. 301,346		5/1989	Sjostrand et al.	.	
D. 330,805	*	11/1992	Yang	D21/349
D. 354,920		1/1995	Moradnia	.	
1,793,256	*	2/1931	Shulman	D21/335
3,458,216	*	7/1969	Harrison	273/285
4,188,035	*	2/1980	Metzler, Jr.	273/260
4,261,576		4/1981	Friedenthal	.	
5,127,652		7/1992	Unger	.	
5,197,742		3/1993	Bendit	.	
5,281,185		1/1994	Lee	.	

5,388,838		2/1995	Bohrer	.	
5,413,352	*	5/1995	Persidsky et al.	273/285
5,503,400	*	4/1996	Silva	273/288
5,577,730		11/1996	Vannozi	.	
5,676,580		10/1997	Farrar	.	
5,732,947		3/1998	Noack	.	
5,833,512		11/1998	Nicola	.	
5,868,429		2/1999	Raymond et al.	.	

* cited by examiner

Primary Examiner—Sandra L. Morris

(74) *Attorney, Agent, or Firm*—Ezra Sutton

(57) **CLAIM**

The ornamental design for a foldable game board with fastener for chess, as shown and described.

DESCRIPTION

FIG. 1 is a perspective view showing the foldable game board with fastener for chess in a folded configuration embodying my new design;

FIG. 2 is a perspective view showing the foldable game board with fastener for chess in an open configuration embodying my new design;

FIG. 3 is a front view of the open configuration thereof;

FIG. 4 is a back view of the open configuration thereof;

FIG. 5 is a right side view of the open configuration thereof;

FIG. 6 is a left side view of the open configuration thereof;

FIG. 7 is a front end view of the open configuration thereof; and,

FIG. 8 is a rear end view of the open configuration thereof.

1 Claim, 5 Drawing Sheets


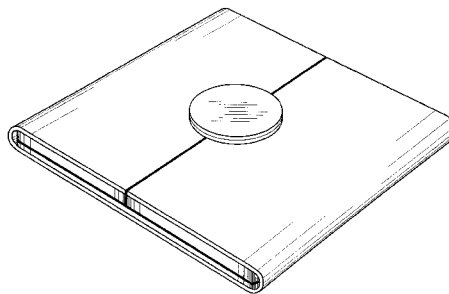




FIG. 1

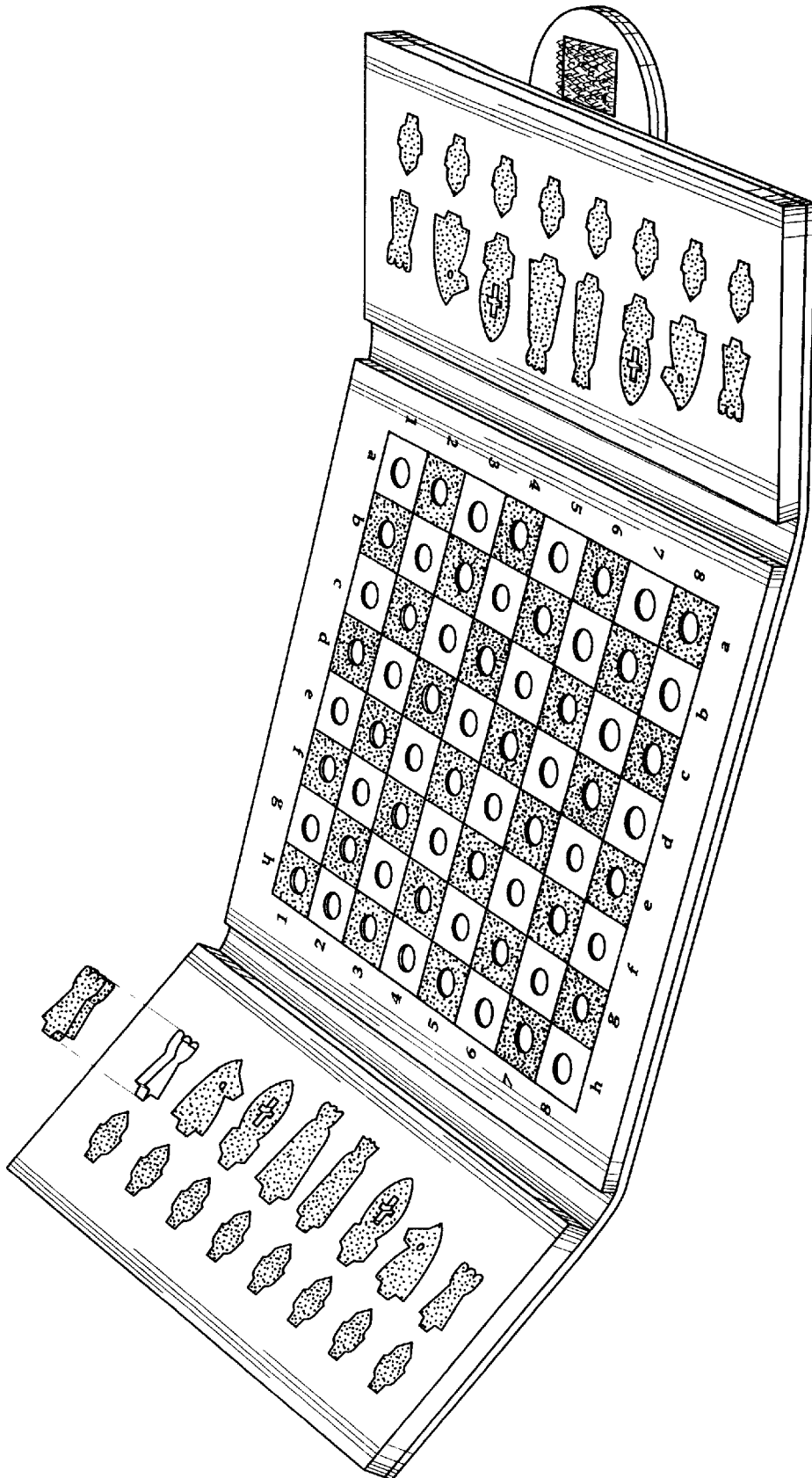


FIG. 2

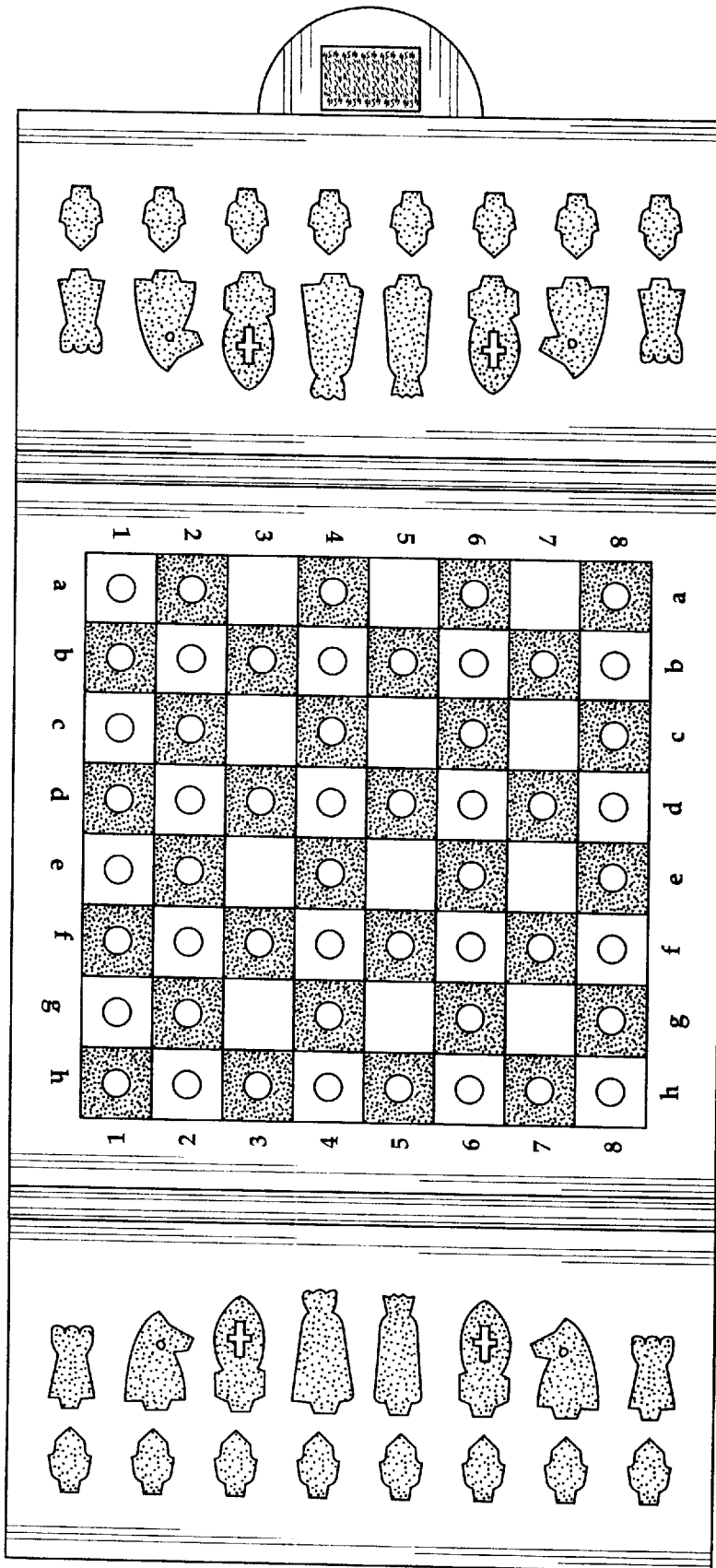


FIG. 3




FIG. 4




FIG. 5




FIG. 6



FIG. 7

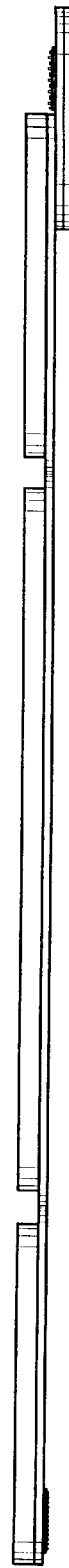


FIG. 8